

SOPOT 2014



Statistics Handbook



Produced in collaboration with ATFS
Edited by Mark Butler

OFFICIAL IAAF PARTNERS



OFFICIAL IAAF BROADCASTER





15th IAAF WORLD INDOOR
CHAMPIONSHIPS
IAAF STATISTICS HANDBOOK
SOPOT 2014



© IAAF Communications Department 2014

Front cover (© Getty Images): Poland's Double Olympic Shot Put Champion, Tomasz Majewski
Editor: Mark Butler
Produced by the IAAF Communications Department

IAAF PRESIDENT'S MESSAGE

MESSAGE DU PRESIDENT DE L'IAAF

The host of the 15th edition of the IAAF World Indoor Championships is the Polish Baltic Sea spa town of Sopot, the smallest of the Trójmiasto (Tri-Cities) which lies between Gdańsk and Gdynia and is most famous internationally for its annual song festival. The Ergo Arena, through whose centre runs the boundary between Sopot and Gdańsk, will be the venue for the biennial festival of indoor world athletics in 2014.

Poland has already been a wonderful host of many major IAAF events, going back to the 1987 World Cross Country Championships in Warsaw. Last year, Bydgoszcz staged the same event for the second time. That town has also been home to the IAAF World Youth and IAAF World Junior Championships. You will find a brief mention of those events in this book, but its main purpose is, of course, to tell you all about the events of past World Indoor Championships.

The official statistics handbook for Sopot 2014 includes all the usual features of records, lists and biographies, but most importantly reports and full results from all past World Indoor Games and Championships. If you want to know what happened at the World Indoor Games in Paris in 1985 or the fourteen editions of the World Indoor Championships which have followed, you should be able to find the details you need on these pages. This key section, along with associated medal and placing tables, has been fully "remastered" to include new data and take account of any revisions resulting from historic doping violations.

The contents of this book represent the tip of a pyramid of data compiled by the athletics family. This includes media, administrators, officials, and especially statisticians. The IAAF continues to acknowledge and offer its appreciation for the perpetual efforts of all local and national athletics experts and members of the worldwide Association of Track and Field Statisticians. It is their hard work which makes it possible to deliver such a book.

Lamine Diack, November 2013

C'est la ville polonaise de Sopot qui accueillera la 15ème édition des Championnats du monde en salle. Située au bord de la Baltique entre Gdansk et Gdynia, cette cité balnéaire est la plus petite des trois villes (Tri-cities) internationalement connue pour son festival de la chanson. La délimitation entre Sopot et Gdańsk passe exactement au milieu du Stade Ergo Arena dans lequel se dérouleront les Mondiaux en salle.

La Pologne est une fidèle des compétitions de l'IAAF ; depuis 1987 et les Championnats du monde de cross à Varsovie, la Pologne a maintes fois accueilli des compétitions d'athlétisme. L'an dernier, Bydgoszcz a organisé les mondiaux de cross pour la seconde fois. La ville a également été l'hôte des Championnats du monde juniors et cadets. Vous en trouverez une brève mention dans ces pages, mais la raison d'être de cette publication est de retracer l'historique des championnats du monde en salle.

Ce livre de statistiques officielles de Sopot 2014 inclue toutes les données relatives aux records du monde, classements et biographies, mais surtout les résultats complets des championnats du monde en salle depuis l'origine. Si vous voulez savoir ce qui s'est passé aux Jeux mondiaux en salle de 1985 à Paris ou à l'une des quatorze éditions suivantes des Championnats du monde en salle, vous trouverez toutes les informations utiles au fil de ces pages. Ces chapitres essentiels, ainsi que les tableaux des médailles et des pays ont été entièrement remaniés afin de tenir compte des différents ajustements effectués à la suite des infractions aux règles antidopage.

Le contenu de cet ouvrage représente la partie visible d'une pyramide de données compilées par la grande communauté de l'athlétisme, qu'il s'agisse des medias, des officiels et surtout des statisticiens. L'IAAF réaffirme sa gratitude aux experts locaux et nationaux et particulièrement aux membres de l'Association des Statisticiens d'Athlétisme. Ce sont leurs efforts conjugués et leur rigoureux labeur qui permettent à une telle publication de voir le jour.

Nous espérons que ce manuel répondra à vos attentes et vous sera utile tout au long des cinq sessions d'épreuves de ces championnats. Il est le résultat d'innombrables heures d'un travail méticuleux effectué par la communauté des statisticiens et, en particulier, les membres de l'Association des Statisticiens d'Athlétisme. L'IAAF est infiniment reconnaissante à ces hommes et femmes qui consacrent leur temps à de tels projets. Sans leur concours, il serait impossible de garder trace de toutes ces données accumulées jour après jour par notre sport.

Lamine Diack, novembre 2013

CONTENTS

IAAF PRESIDENT'S MESSAGE	2
CONTENTS	3
ACKNOWLEDGMENTS	5
NOTES ON CONTENTS	7
IAAF WORLD INDOOR RECORDS	10
IAAF WORLD INDOOR CHAMPIONSHIP RECORDS	12
IAAF WORLD INDOOR GAMES & CHAMPIONSHIPS FACTS & FIGURES	14
Championship Performance Trends	16
Multiple Medallists	18
Most Appearances	21
Youngest & Oldest	23
Placing Tables	26
World Indoor Records & Bests Set	46
Doping Violations at IAAF World Indoor Championships.....	47
RESULTS FROM PAST MAJOR INDOOR CHAMPIONSHIPS	
IAAF World Indoor Games & Championships.....	49
European Indoor Championships.....	153
Asian Indoor Games.....	167
Asian Indoor Championships.....	169
IAAF WORLD CHAMPIONSHIP GOLD MEDALLISTS	173
WORLD AND CONTINENTAL INDOOR RECORDS	209
COUNTRY INDEX	223
MEN'S LISTS	
World Indoor All-Time Lists.....	263
National Indoor Records	271
Evolution of World Indoor Records.....	291
Best National Placings	301
WOMEN'S LISTS	
World Indoor All-Time Lists.....	311
Women's Name Changes	317
National Indoor Records	319
Evolution of World Indoor Records.....	337
Best National Placings	345
BIOGRAPHICAL SUMMARIES	353

SOMMAIRE

MESSAGE DU PRESIDENT DE L'IAAF	2
SOMMAIRE	4
REMERCIEMENTS	5
NOTES SUR LE CONTENU	7
RECORDS DU MONDE EN SALLE DE L'IAAF	10
RECORDS DES CHAMPIONNATS DU MONDE EN SALLE DE L'IAAF	12
LE MEILLEUR DES JEUX ET CHAMPIONNATS DU MONDE DE L'IAAF	14
Tendance des performances	16
Plus grand nombre de medailles	18
Plus grand nombre de presences	21
Plus jeune et plus age	23
Tableau des Classement	26
Records mondiaux et meilleures performances en salle etablis	46
Infractions aux Règles Antidopage aux Championnats du Monde en salle l'IAAF	47
RESULTATS DES PRECEDENTS GRANDS CHAMPIONNATS EN SALLE	
Jeux et Championnats du monde en salle de l'IAAF	49
Championnats d'Europe en salle	153
Jeux d'Asia en salle	167
Championnats d'Asia en salle	169
MEDAILLES D'OR DES CHAMPIONNATS DU MONDE DE L'IAAF	173
RECORDS DU MONDE ET CONTINENTAUX EN SALLE	209
INDEX PAR PAYS	223
LISTES DES PERFORMANCES MASCULINES	
Listes des performances mondiales en salle de tous les temps	263
Records nationaux en salle	271
Evolution des Records mondiaux en salle	291
Meilleurs classements nationaux	301
LISTES DES PERFORMANCES FEMININES	
Listes des performances mondiales en salle de tous les temps	311
Changements de nom de famille	317
Records nationaux en salle	319
Evolution des Records mondiaux en salle	337
Meilleurs classements nationaux	345
COURTES BIOGRAPHIES	353

ACKNOWLEDGMENTS *REMERCIEMENTS*

In this, my 13th successive IAAF World Indoor Championships statistics handbook, the biggest news is the inclusion of results and details from the most recent championships of Istanbul 2012. These were highlighted by the wonderful combined events world records by Ashton Eaton and Nataliya Dobrynska. Also included are the changes to results from earlier years which have rippled out from the retrospective doping disqualifications of disgraced figures such as Andrei Mikhnevich and Zhanna Block. Two years is a long time in the fast-moving world of indoor athletics and records, results and lists up to January 31, 2014 are included on these pages. World over-35 and over 40 bests for men and women are shown, where reported.

I wish to thank the eternally dependable main contributors and compilers: Ed Gordon, Richard Hymans, György Csiki and especially Thomas Magnusson for weaving together all the tables and indices derived from 27 years of the World Indoor Games and Championships. My additional thanks also go to Mirko Jalava, Alfons Juck, Jon Mulkeen, and the staff and departments of the IAAF for all their support with this project.

Acknowledgments also to www.tilastopaja.net, www.iaaf.org, “*Athletics International*,” “*Athletics Weekly*,” “*Track & Field News*,” Ed Gordon’s *TAFWA All-Time Indoor List 2014*, ATFS/Peter Matthews *Athletics 2013*.

Mark Butler (Editor) – mbutler@worldscope.eu

Please send any comments to the address given below.

IAAF

17, rue Princesse Florestine

B.P. 359

MC 98007 Monaco Cedex

Fax: + 377 93 15 95 15

E-Mail: headquarters@iaaf.org

Orders for further copies of this book should be addressed to the IAAF Headquarters in Monaco (see back cover for address)

Detailed acknowledgments:

IAAF World Indoor Championships Superlatives: Tomas Magnusson and Mark Butler. *Past Results Of Major Indoor Championships*: IAAF World Indoor Games & Championships, European Indoor Championships and Asian Indoor Games & Championships by Mark Butler, Heinrich Hubbeling, Richard Hymans and Rob Whittingham; *IAAF World Gold Medallists*: Mark Butler with help from Ryan Lamma and Tomas Magnusson; *World & Continental Indoor Records*: György Csiki. Additional best performances by Ed Gordon. Further help from Boise State University (Michelle Smith), Ottavio Castellini, Steve Hollings, Paul Jenes, Fletcher McEwen, Glen McMiken & Yoshimasa Noguchi. *Country Index*: Tomas Magnusson. *All-Time World Indoor Lists*: Ed Gordon. *National Indoor Best Performances*: György Csiki with additional data from Glen McMiken. *Evolution Of World Indoor Best Performances*: Giorgio Malisani with multi-events by Gabriele Manfredini with updates resulting from the works of Otto Verhoeven (DGLD Bulletins and 100 Jahre Hallen-Leichtathletik in Deutschland 1908-2008), Hubert Hamacher (Leichtathletik im 19. Jahrhundert volumes 1 & 2), José María García (Progression of the European Indoor Records). Further updates (in 2003-13) by Mark Butler with thanks to Imre Matrahazi. *Best National Placings*: Thomas Hurst. *Biographical Summaries*: Mark Butler; *Women’s Name Changes*: Ed Gordon and Mark Butler

Technical Data: IAAF Competitions Department. *Production & translations*: IAAF. *Checks*: Jon Mulkeen
Additional help: Tony Hunt, Murray McKinnon, Gavin Yang



IAAF COUNCIL

PRESIDENT

Lamine DIACK (SEN)

SENIOR VICE PRESIDENT

Robert HERSH (USA)

VICE PRESIDENTS

Dahlan Jumaan AL-HAMAD (QAT)

Sergey BUBKA (UKR)

Sebastian COE (GBR)

TREASURER

Valentin V BALAKHNICHEV (RUS)

INDIVIDUAL MEMBERS

Ahmed Mohamed Alo AL KAMALI (UAE)

Bernard AMSALEM (FRA)

Sylvia BARLAG (NED)

Pauline DAVIS-THOMPSON (BAH)

Helmut DIGEL (GER)

Zhaocai DU (CHN) – Asia*

Nawal EL MOUTAWAKEL (MAR)

Frank FREDERICKS (NAM)

Geoff GARDNER (NFI) – Oceania*

Roberto GESTA DE MELO (BRA) – South America*

Abby HOFFMAN (CAN)

Alberto JUANTORENA DANGER (CUB)

Hamad KALKABA MALBOUM (CMR) – Africa*

Isaiah KIPLAGAT (KEN)

Victor LOPEZ (PUR) – NACAC*

José María ODRIOZOLA (ESP)

Jung-Ki PARK (KOR)

Anna RICCARDI (ITA)

Irena SZEWINSKA (POL)

Katsuyuki TANAKA (JPN)

Hansjörg WIRZ (SUI) – Europe*

*Area Group Representatives

NOTES ON CONTENTS

GENERAL ABBREVIATIONS & SYMBOLS

A	mark made at altitude higher than 1000m
a	automatically timed
c	separate competitions in same meeting
cm	centimetre
Dec	decathlon
DNF/dnf	did not finish
DNS/dns	did not start
DQ/dq	disqualified
DR	Democratic Republic
DT	discus throw
gm	gramme
H/Hep	heptathlon
h/ht	heat number
HJ	high jump
HT	hammer throw
i	indoor mark
J	mark made in jump-off
JT	javelin throw
kg	kilograms
km	kilometres
lb	pound (2.203kg)
LJ	long jump
M	multi-event competition (or One Mile)
m	metres (or manual timing)
mx	mixed competition
Nat	nationality
NH	no height
NM	no mark
o	clearance in vertical jumps
OT	oversized track (> 200m in circumference)
PDR	People's Democratic Republic
P/Pen	pentathlon
Pos	position
PR	People's Republic
PV	pole vault
Q	qualifying competition
qf	quarter final
r	race

R	relay
s/sf	semi final
SP	shot put
St	steeplechase
TJ	triple jump
w	wind assisted
x	failure in vertical jumps
y	yards or mark made at yard distance
+	en route to a longer distance or or men's heptathlon during an octathlon
=	tie
§	mixed nationality

Area Groups

ASI	Asia
AFR	Africa
EUR	Europe
NAM	North America
CAC	Central America & Caribbean
OCE	Oceania
SAM	South America

Venues

Berlin (DH)	Dynamohalle
Berlin (DL)	Deutschlandhalle
Berlin (RH)	Rudolf-Harbig-Halle
Berlin (SF)	Sportforum
Berlin (TSC)	Turn und Sportclub
Budapest (OH)	Olympia Halle
Budapest (SC)	Sportcsárnok
Budapest (SA)	Sport Arena
Glasgow (EA)	Emirates Arena
Glasgow (KH)	Kelvin Hall
London (LV)	Lee Valley
New York (MSG)	Madison Square Garden
Toronto (SD)	Skydome
Turin (OL)	Oval Lingotto
Zurich (HB)	Hauptbahnhof

South Africa

Performances by South African athletes in the period between the Republic's suspension from the IAAF (July 1976) and admission as a provisional member (May 1992) are marked with the symbol "†"

Athletes' Names

In this book, we have attempted to use the most understandable, recognisable and pronounceable versions of athletes' names, in accordance with the policy of the ATFS. In general, we strive to use the names the athletes actually want, which may well not agree with those given on entry forms and/or passports. So I am now showing Yelena Isinbaeva as that is what she has told us, and is as shown on her website. With Belarusian and Ukrainian names we have used generally Russian transliterations. Therefore we show Bogdan Bondarenko not Bohdan, and Sergey Bubka rather than Serhiy Bubka etc.

City Names

In keeping with ATFS policy, native spelling is used for the names of cities given in lists in this book. In text, the English (or French) version of the name is used.

Technical Data (from IAAF Competition Rules 2014-2015)

Event		Men	Women
Straight	Lane width	1.22m (±1cm)*	1.22m (±1cm)*
Oval	Lane width	0.90m-1.10m (±1cm)	0.90m-1.10m (±1cm)
60m Hurdles	Number of Hurdles	5	5
	Height	106.7cm	84cm
	Start to First Hurdle	13.72m	13m
	Between Hurdles	9.14m	8.5m
High Jump	Last Hurdle to Finish	9.72m	13m
	Crossbar Length	4.00m (±2cm)	4.00m (±2cm)
	Crossbar Weight	Up to 2kg	Up to 2kg
	Landing Area (minimum)	6m x 4m x 70cm	6m x 4m x 70cm
Pole Vault	Crossbar Length	4.50m (±2cm)	4.50m (±2cm)
	Crossbar Weight	Up to 2.25kg	Up to 2.25kg
	Landing Area (minimum)	6m x 6m x 80cm	6m x 6m x 80cm
		Plus a minimum of 2m front pieces	
Long/Triple Jump	Take-off Board Length	1.22m (±1cm)	1.22m (±1cm)
	Take-off Board Width	20cm (±2mm)	20cm (±2mm)
	Plasticine Board Width	10cm (±2mm)	10cm (±2mm)
	Pit Width	2.75-3m	2.75-3m
Shot Put	Weight	7.26kg	4kg
	Diameter	110-130mm	95-110mm
	Sector Angle	34.92°	34.92°
		(bordered by parallel lines of not less than 9m apart where it is not a full sector)	
Relays	Circle Diameter	2.135m (±5mm)	2.135m (±5mm)
	Baton Length	28-30cm	28-30cm
	Baton Weight	Not less than 50g	Not less than 50g
	Length of Take-Over Zone	20m	20m
	Baton Diameter	4cm (±2mm)	4cm (±2mm)

* For all tracks constructed before January 1, 2004 the lanes and take-off board may have a maximum width of 1.25m

Weight Throw (USA Track & Field Specifications)	Weight	15.88kg (35 lb)	9.08kg (20 lb)
	Diameter	145-165mm	120-140mm
	Length	Not exceeding 40.64cm, measured from the bottom surface of the head to the inside surface of the handle (The handle is a round metal rod the diameter of which shall not exceed 12.7mm)	
	Sector Angle	34.92°	34.92°
	Circle Diameter	2.135m	2.135m

Countries

IAAF Members (212)				Former names and former members:			
AFG	Afghanistan	GEQ	Equatorial Guinea	NZL	New Zealand	AHO	Netherlands Antilles
AIA	Anguilla	GER	Germany	OMA	Oman	AMS	American Samoa (now ASA)
ALB	Albania	GHA	Ghana	PAK	Pakistan	ANO	Angola (now ANG)
ALG	Algeria	GIB	Gibraltar	PAN	Panama	ANG	Anguilla (now AIA)
AND	Andorra	GRE	Greece	PAR	Paraguay	AUA	Australasia
ANG	Angola	GRN	Grenada	PER	Peru	BGU	British Guiana (now GUY)
ANT	Antigua & Barbuda	GUA	Guatemala	PHI	Philippines	BHR	Bahrain (now BRN)
ARG	Argentina	GUI	Guinea	PLE	Palestine	BHO	British Honduras
ARM	Armenia	GUM	Guam	PLW	Palau	BIR	Burma (now MYA/Myanmar)
ARU	Aruba	GUY	Guyana	PNG	Papua New Guinea	BKF	Burkina Faso (now BUR)
ASA	American Samoa	HAI	Haiti	POL	Poland	BOH	Bohemia
AUS	Australia	HKG	Hong Kong, China	POR	Portugal	BOS	Bosnia & Herzegovina (now BIH)
AUS	Australia	HON	Honduras	PRK	DPR Korea	BSH	Bosnia & Herzegovina (now BIH)
AUT	Austria	HUN	Hungary	PUR	Puerto Rico	BUR	Burundi (now BDI, and BUR is now Burkina Faso)
AZE	Azerbaijan	INA	Indonesia	PYF	French Polynesia	BVI	British Virgin Islands (now IVB)
BAH	Bahamas	IND	India	QAT	Qatar	BWI	British West Indies
BAN	Bangladesh	IRI	Iran	ROU	Romania	CEY	Ceylon (now SRI)
BAR	Barbados	IRL	Ireland	RSA	Republic of South Africa	CKI	Cook Islands (now COK)
BDI	Burundi	IRQ	Iraq	RUS	Russia	CVD	Cape Verde Islands (now CPV)
BEL	Belgium	ISL	Iceland	RWA	Rwanda	DAH	Dahomey (Now BEN/Benin)
BEN	Benin	ISR	Israel	SAM	Western Samoa	DMN	Dominica (now DMA)
BER	Bermuda	ISV	Virgin Islands (US)	SEN	Senegal	ENG	England
BHU	Bhutan	IVB	British Virgin Islands	SEY	Seychelles	EUN	Unified Team (Formerly USSR)
BIH	Bosnia & Herzegovina	ITA	Italy	SIN	Singapore	FRG	Federal Republic of Germany (now GER)
BIZ	Belize	JAM	Jamaica	SKN	Saint Kitts & Nevis	GBI	Great Britain & Ireland (pre-1922)
BLR	Belarus	JOR	Jordan	SLE	Sierra Leone	GDR	German Democratic Republic (now GER)
BOL	Bolivia	JPN	Japan	SLO	Slovenia	GOL	Gold Coast (now GHA/Ghana)
BOT	Botswana	KAZ	Kazakhstan	SMR	San Marino	GUD	Guadeloupe
BRA	Brazil	KEN	Kenya	SOL	Solomon Islands	HOL	Netherlands (now NED)
BRN	Bahrain	KGZ	Kyrgyzstan	SOM	Somalia	IRN	Iran (now IRI)
BRU	Brunei	KIR	Kiribati	SRB	Serbia	IOA	Independent Olympic Athletes
BUL	Bulgaria	KOR	Korea	SRI	Sri Lanka	IOP	Independent Olympic Participants
BUR	Burkina Faso	KSA	Kingdom of Saudi Arabia	STP	DR of São Tomé & Príncipe	KHM	Kampuchea (now CAM/Cambodia)
CAF	Central African Republic	KUW	Kuwait	SUD	Sudan	KZK	Kazakhstan (now KAZ)
CAM	Cambodia	LAO	Laos	SUI	Switzerland	LAN	Lesser Antilles
CAN	Canada	LAT	Latvia	SUR	Surinam	LIT	Lithuania (now LTU)
CAY	Cayman Islands	LBA	Libya	SVK	Slovak Republic	MAL	Malaya
CGO	Congo	LBR	Liberia	SWE	Sweden	MLD	Maldives (now MDV)
CHA	Chad	LCA	Saint Lucia	SWZ	Swaziland	MOL	Moldova (now MDA)
CHI	Chile	LES	Lesotho	SYR	Syria	MRT	Martinique
CHN	PR of China	LIB	Lebanon	TAN	Tanzania	MSH	Marshall Islands (now MHL)
CIV	Ivory Coast	LIE	Liechtenstein	TGA	Tonga	NAU	Nauru (now NRU)
CMR	Cameroon	LTU	Lithuania	THA	Thailand	NIR	Northern Ireland
COD	DR of Congo	LUX	Luxembourg	TJK	Tadjikistan	NBO	North Borneo
COK	Cook Islands	MAC	Macao	TKM	Turkmenistan	NRH	Northern Rhodesia (now ZAM)
COL	Colombia	MAD	Madagascar	TKS	Turks & Caicos Islands	NMA	Northern Mariana Islands (now NMI)
COM	Comoros	MAR	Morocco	TLS	East Timor	OMN	Oman (now OMA)
CPV	Cape Verde Islands	MAS	Malaysia	TOG	Togo	PAL	Palestine (now PLE)
CRC	Costa Rica	MAW	Malawi	TPE	Chinese Taipei	PRY	Democratic People's Republic of Yemen (now YEM)
CRO	Croatia	MDA	Moldova	TTO	Trinidad & Tobago	RHO	Rhodesia (now ZIM/Zimbabwe)
CUB	Cuba	MDV	Maldives	TUN	Tunisia	ROC	Republic of China
CYP	Cyprus	MDY	Mexico	TUR	Turkey	ROM	Romania (now ROU)
CZE	Czech Republic	MGL	Mongolia	TUV	Tuvalu	SAA	Saar
DEN	Denmark	MHL	Marshall Islands	UAE	United Arab Emirates	SAF	South Africa (now RSA)
DJI	Djibouti	MKD	Former Yugoslav Republic of Macedonia	UGA	Uganda	SCG	Serbia & Montenegro (formerly Yugoslavia, now SRB & MNE)
DMA	Dominica	MLI	Mali	UKR	Ukraine	SCO	Scotland
DOM	Dominican Republic	MLT	Malta	URU	Uruguay	SER	Serbia (now SRB)
ECU	Ecuador	MNE	Montenegro	USA	United States	STK	St Kitts & Nevis (now SKN)
EGY	Egypt	MNT	Montserrat	UZB	Uzbekistan	STL	St Lucia (now LCA)
ERI	Eritrea	MON	Monaco	VAN	Vanuatu	STV	St Vincent (now VIN)
ESA	El Salvador	MOZ	Mozambique	VEN	Venezuela	UAR	United Arab Republic
ESP	Spain	MRI	Mauritius	VIE	Vietnam	URS	USSR
EST	Estonia	MTN	Mauritania	VIN	Saint Vincent & the Grenadines	TAH	Tahiti (now PYF)
ETH	Ethiopia	MYA	Myanmar	YEM	Yemen	TCH	(Up to 1992) Czechoslovakia
FIJ	Fiji	NAM	Namibia	ZAM	Zambia	TON	Tonga (now TGA)
FIN	Finland	NCA	Nicaragua	ZIM	Zimbabwe	TRI	Trinidad & Tobago (now TTO)
FRA	France	NED	Netherlands			VOL	Upper Volta (now BUR/Burkina Faso)
FSM	Federated States of Micronesia	NEP	Nepal			WAL	Wales
GAB	Gabon	NFI	Norfolk Island			YAR	Yemen Arab Republic (now YEM)
GAM	The Gambia	NGR	Nigeria			YUG	Yugoslavia
GBR	Great Britain & Northern Ireland	NIG	Niger			ZAI	Zaire (now COD)
GBS	Guinea Bissau	NMI	Northern Mariana Islands				
GEO	Georgia	NOR	Norway				
		NRU	Nauru				

IAAF WORLD INDOOR RECORDS

(As at January 31, 2014)

MEN

50 Metres	5.56A	Donovan Bailey	CAN	Reno	9 Feb 96
60 Metres	6.39	Maurice Greene	USA	Madrid	3 Feb 98
	6.39	Maurice Greene	USA	Atlanta	3 Mar 01
200 Metres	19.92	Frankie Fredericks	NAM	Liévin	18 Feb 96
400 Metres	44.57	Kerron Clement	USA	Fayetteville	12 Mar 05
800 Metres	1:42.67	Wilson Kipketer	DEN	Paris	9 Mar 97
1000 Metres	2:14.96	Wilson Kipketer	DEN	Birmingham	20 Feb 00
1500 Metres	3:31.18	Hicham El Guerrouj	MAR	Stuttgart	2 Feb 97
One Mile	3:48.45	Hicham El Guerrouj	MAR	Gent	12 Feb 97
3000 Metres	7:24.90	Daniel Komen	KEN	Budapest	6 Feb 98
5000 Metres	12:49.60	Kenenisa Bekele	ETH	Birmingham	20 Feb 04
50 Metres Hurdles	6.25	Mark McKoy	CAN	Kobe	5 Mar 86
60m Metres Hurdles	7.30	Colin Jackson	GBR	Sindelfingen	6 Mar 94
High Jump	2.43	Javier Sotomayor	CUB	Budapest	4 Mar 89
Pole Vault	6.15	Sergey Bubka	UKR	Donetsk	21 Feb 93
Long Jump	8.79	Carl Lewis	USA	New York	27 Jan 84
Triple Jump	17.92	Teddy Tamgho	FRA	Paris	6 Mar 11 (round 2)
	17.92	Teddy Tamgho	FRA	Paris	6 Mar 11 (round 4)
Shot Put	22.66	Randy Barnes	USA	Los Angeles	20 Jan 89
Heptathlon	6645	Ashton Eaton	USA	Istanbul	10 Mar 12
	(6.79, 8.16, 14.56, 2.03 / 7.68, 5.20, 2:32.77)				
5000 Metres Walk	18:07.08	Mikhail Shchennikov	RUS	Moskva	14 Feb 95
4 x 200 Metres Relay	1:22.11	Great Britain & NI	GBR	Glasgow (KH)	3 Mar 91
	(Linford Christie, Darren Braithwaite, Ade Mafe, John Regis)				
4 x 400 Metres Relay	3:02.83	United States		Maebashi	7 Mar 99
	(Andre Morris, Desmond Johnson, Deon Minor, Milton Campbell)				
4 x 800 Metres Relay	7:13.94	Global Athletics & Marketing	USA	Boston (Roxbury)	6 Feb 00
	(Joey Woody, Karl Paranya, Rich Kenah, David Krummenacker)				

Best marks within combined events (not ratified, in completed heptathlons of more than 5500 points):

60 Metres	6.61	Chris Huffins (6128)	USA	Paris	8 Mar 97
Long Jump	8.16	Ashton Eaton (6645)	USA	Istanbul	9 Mar 12
Shot Put	17.17	Aleksey Drozdov (6141)	RUS	Doha	12 Mar 10
High Jump	2.30	Derek Drouin (5817)	CAN	Geneva OH	22 Feb 13
60 Metres Hurdles	7.60	Ashton Eaton (6568)	USA	Tallinn	6 Feb 11
Pole Vault	5.60	Alex Averbukh (later ISR) (6144)	RUS	Valencia	1 Mar 98
1000 Metres	2:23.63	Curtis Beach (6138)	USA	Nampa	10 Mar 12

Not ratified (insufficient or no doping control):

50 Metres	5.56	Maurice Greene	USA	Los Angeles	13 Feb 99
4 x 400 Metres Relay	3:01.96	All-Star Team	USA	Fayetteville	11 Feb 06
	(Kerron Clement, Wallace Spearmon, Darold Williamson, Jeremy Wariner)				



WOMEN

50 Metres	5.96+	Irina Privalova	RUS	Madrid	9 Feb 95
60 Metres	6.92	Irina Privalova	RUS	Madrid	11 Feb 93
	6.92	Irina Privalova	RUS	Madrid	9 Feb 95
200 Metres	21.87	Merlene Ottey	JAM	Liévin	13 Feb 93
400 Metres	49.59	Jarmila Kratochvílová	TCH	Milano	7 Mar 82
800 Metres	1:55.82	Jolanda Čeplak	SLO	Wien	3 Mar 02
1000 Metres	2:30.94	Maria Mutola	MOZ	Stockholm	25 Feb 99
1500 Metres	3:58.28	Yelena Soboleva	RUS	Moskva	18 Feb 06
One Mile	4:17.14	Doina Melinte	ROU	East Rutherford	9 Feb 90
3000 Metres	8:23.72	Meseret Defar	ETH	Stuttgart	3 Feb 07
5000 Metres	14:24.37	Meseret Defar	ETH	Stockholm	18 Feb 09
50 Metres Hurdles	6.58	Cornelia Oschkenat	GDR	Berlin	20 Feb 88
60 Metres Hurdles	7.68	Susanna Kallur	SWE	Karlsruhe	10 Feb 08
High Jump	2.08	Kajsa Bergqvist	SWE	Arnstadt	4 Feb 06
Pole Vault	5.02	Jenn Suhr	USA	Albuquerque	2 Mar 13
Long Jump	7.37	Heike Drechsler	GDR	Wien	13 Feb 88
Triple Jump	15.36	Tatyana Lebedeva	RUS	Budapest	6 Mar 04
Shot Put	22.50	Helena Fibingerová	TCH	Jablonec	19 Feb 77
Pentathlon	5013	Nataliya Dobrynska	UKR	Istanbul	9 Mar 12
	(8.38, 1.84, 16.51, 6.57, 2:11.15)				
3000 Metres Walk	11:40.33	Claudia Iovan	ROU	București	30 Jan 99
4 x 200 Metres Relay	1:32.41	Russia	RUS	Glasgow (KH)	29 Jan 05
		(Yekaterina Kondratyeva, Irina Khabarova, Yuliya Pechonkina, Yuliya Gushchina)			
4 x 400 Metres Relay	3:23.37	Russia	RUS	Glasgow (KH)	28 Jan 06
		(Yuliya Gushchina, Olga Kotlyarova, Olga Zaytseva, Olesya Krasnomovets)			
4 x 800 Metres Relay	8:06.24	Moskovskaya Region	RUS	Moskva	18 Feb 11
		(Aleksandra Bulanova, Yekaterina Martynova, Yelena Kofanova, Anna Balakshina)			

Best marks within combined events (not ratified, in completed pentathlons of more than 4200 points):

60 Metres Hurdles	7.91	Jessica Ennis (4965)	GBR	Istanbul	9 Mar 12
High Jump	1.99	Tia Hellebaut (4867)	BEL	Valencia	7 Mar 08
Shot Put	20.27	Eva Wilms (4641)	FRG	Berlin	30 Jan 77
Long Jump	6.81	Nadine Debois (4803)	FRA	Paris	9 Mar 86
800 metres	2:04.42	Ester Goossens (4212)	NED	Kalbach	9 Feb 97

Not ratified (insufficient judges):

3000 Metres Walk	11:35.34	Gillian O'Sullivan	IRL	Belfast	15 Feb 03
------------------	----------	--------------------	-----	---------	-----------



IAAF WORLD INDOOR CHAMPIONSHIP RECORDS

MEN

60 Metres	6.42	Maurice Greene	USA	Maebashi	7 Mar 99
200 Metres	20.10	Frankie Fredericks	NAM	Maebashi	6 Mar 99
400 Metres	45.11	Nery Brenes	CRC	Istanbul	10 Mar 12
800 Metres	1:42.67	Wilson Kipketer	DEN	Paris	9 Mar 97
1500 Metres	3:33.77	Haile Gebrselassie	ETH	Maebashi	7 Mar 99
3000 Metres	7:34.71	Haile Gebrselassie	ETH	Paris	9 Mar 97
60 Metres Hurdles	7.34	Dayron Robles	CUB	Doha	14 Mar 10
High Jump	2.43	Javier Sotomayor	CUB	Budapest	4 Mar 89
Pole Vault	6.01	Steven Hooker	AUS	Doha	13 Mar 10
Long Jump	8.62	Iván Pedroso	CUB	Maebashi	7 Mar 99
Triple Jump	17.90	Teddy Tamgho	FRA	Doha	14 Mar 10
Shot Put	22.24	Ulf Timmermann	GDR	Indianapolis	7 Mar 87
Heptathlon	6645	Ashton Eaton	USA	Istanbul	10 Mar 12
	(6.79, 8.16, 14.56, 2.03 / 7.68, 5.20, 2:32.77)				
5000 Metres Walk	18:23.55	Mikhail Shchennikov	URS/RUS	Sevilla	10 Mar 91
4 x 400 Metres Relay	3:02.83	United States	USA	Maebashi	7 Mar 99
		(Andre Morris, Dameon Johnson, Deon Minor, Milton Campbell)			

ADDITIONAL BEST PERFORMANCES:

4x400m Relay split	44.75	Milton Campbell	USA	Maebashi	7 Mar 99
Medley Relay	3:15.10	United States	USA	Toronto	14 Mar 93
		(Mark Everett, James Trapp, Kevin Little, Butch Reynolds)			

Heptathlon Disciplines

60 Metres	6.61	Chris Huffins	USA	Paris	8 Mar 97
Long Jump	8.16	Ashton Eaton	USA	Istanbul	9 Mar 12
Shot Put	17.17	Aleksey Drozdov	RUS	Doha	12 Mar 10
High Jump	2.17	Tom Pappas	USA	Birmingham	15 Mar 03
60 Metres Hurdles	7.68	Ashton Eaton	USA	Istanbul	10 Mar 12
Pole Vault	5.50	Erki Nool	EST	Maebashi	7 Mar 99
1000 Metres	2:32.77	Ashton Eaton	USA	Istanbul	10 Mar 12



WOMEN

60 Metres	6.95	Gail Devers	USA	Toronto	12 Mar 93
200 Metres	22.15	Irina Privalova	RUS	Toronto	14 Mar 93
400 Metres	50.04	Olesya Krasnomovets	RUS	Moskva	12 Mar 06
800 Metres	1:56.90	Ludmila Formanová	CZE	Maebashi	7 Mar 99
1500 Metres	3:59.75	Gelete Burka	ETH	Valencia	9 Mar 08
3000 Metres	8:33.82	Elly van Hulst	NED	Budapest	4 Mar 89
60 Metres Hurdles	7.72	Lolo Jones	USA	Doha	13 Mar 10
High Jump	2.05	Stefka Kostadinova	BUL	Indianapolis	8 Mar 87
Pole Vault	4.86	Yelena Isinbaeva	RUS	Budapest	6 Mar 04
Long Jump	7.23	Brittney Reese	USA	Istanbul	11 Mar 12
Triple Jump	15.36	Tatyana Lebedeva	RUS	Budapest	6 Mar 04
Shot Put	20.85	Nadezhda Ostapchuk	BLR	Doha	14 Mar 10
Pentathlon	5013	Nataliya Dobrynska	UKR	Istanbul	9 Mar 12
	(8.38, 1.84, 16.51, 6.57, 2:11.15)				
3000 Metres Walk	11:49.73	Yelena Nikolayeva	RUS	Toronto	13 Mar 93
4 x 400 Metres Relay	3:23.88	Russia	RUS	Budapest	7 Mar 04
		(Olesya Krasnomovets, Olga Kotlyarova, Tatyana Levina, Natalya Nazarova)			

ADDITIONAL BEST PERFORMANCES:

4x400 Metres Relay Split	49.89	Natalya Nazarova	RUS	Budapest	7 Mar 04
Medley Relay	3:45.90	United States	USA	Toronto	14 Mar 93
		(Joetta Clark, Wendy Vereen, Kim Batten, Jearl Miles)			

Pentathlon Disciplines

60 Metres Hurdles	7.91	Jessica Ennis	GBR	Istanbul	9 Mar 13
High Jump	1.99	Tia Hellebaut	RUS	Valencia	7 Mar 08
Shot Put	17.18	Nataliya Dobrynska	UKR	Valencia	7 Mar 08
Long Jump	6.69	Natalya Sazanovich	BLR	Lisboa	9 Mar 01
800 Metres	2:08.09	Jessica Ennis	GBR	Istanbul	9 Mar 13

WORLD INDOOR CHAMPIONSHIPS QUICK REFERENCE

A total of **5188** athletes (3033 men, 2155 women) from **212** different countries have competed in the IAAF World Indoor Championships, **2272** reaching finals (or placing among the top eight), **951** winning medals, of which **334** have won golds. A total of **48** athletes have had their results disqualified due to doping violations as at January 31, 2014. (See from page 173 for a survey of all IAAF world gold medalists and 47 for a list of doping offenders at World Indoor Championships)

The biggest IAAF World Indoor Championships, in terms of competitors, were Paris 1997 with 712 participants from 118 countries. There were more countries at subsequent stagings including Istanbul 2012 (171), but with tighter entry standards the number of athletes who actually competed then was only 630. (See from page 14 for participation figures at all World Indoor Championships)

The most medals won by an individual at the World Championships is nine by two women, Natalia Nazarova (RUS) and Maria Mutola (MOZ). Nazarova won hers across the 400m and 4x400m relay, whereas all of Mutola's came in a single event, the 800m. Both each won a record seven golds, though only two of Nazarova's were individual. Two Cuban jumpers are the most bemedalled men, Javier Sotomayor and Iván Pedroso. High jumper Sotomayor won four golds plus one silver and one bronze. Pedroso won five successive long jump titles in 1993-2001. The most successful athletes in terms of top eight placings are shown from page 43.

The most successful country at the World Indoor Games and Championships is the United States, with 87 gold, 58 silver and 57 bronze medals. Russia is the only other country with a total of more than 100 medals. Tables of all national placings are given from page 26.

The closest finish to a World Indoor Championship event came in the women's 60m in Moscow 2006, when Me'Lisa Barber beat Lauryn Williams (both USA) by one thousandth of a second (7.008 to 7.009). In the second semi-final of the men's 60m in Budapest 1989, the first five finishers all clocked 6.58 or 6.59.

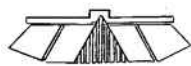
The oldest World Indoor Champion is Yekaterina Podkopayeva (RUS), winner of the 1997 women's 1500m at 44 years 271 days. The oldest male champion is Bernard Lagat, winner of the 2012 3000m at 37 years 90 days.

The youngest gold medallists are both Ethiopian junior middle distance runners. Mohammed Aman won the 2012 men's 800m at 18 years 61 days, and Kalkidan Gezahegne won the 2010 1500m aged 18 years 310 days. More details of the oldest and youngest competitors is given from page 23.

The most championships contested is nine by Maria Mutola (MOZ). The most by a man is eight by Javier Sotomayor (CUB) and Manuel Martínez (ESP). A fuller list of most appearances is given from page 21.

IAAF WORLD INDOOR GAMES & CHAMPIONSHIPS FACTS & FIGURES

For this section, the 1985 IAAF World Indoor Games are given the same status as the IAAF World Indoor Championships of 1987-2012



JEUX MONDIAUX EN SALLE PARIS-Bercy: 18-19 Janvier 1985

IAAF World Indoor Games

Palais Omnisports Paris-Bercy
Paris, France
January 18/19, 1985
Attended by **319** athletes from **69** countries
Number of countries providing:
Champions: **15**; Medallists: **24**; Finalists: **43**



(1st) IAAF World Indoor Championships

Hoosier Dome
Indianapolis, USA
March 6-8, 1987
Attended by **402** athletes from **84** countries
Number of countries providing:
Champions: **8**; Medallists: **23**; Finalists: **39**



(2nd) IAAF World Indoor Championships

Budapest Sportcsárnok
Budapest, Hungary
March 3-5, 1989
Attended by **378** athletes from **61** countries
Number of countries providing:
Champions: **14**; Medallists: **24**; Finalists: **37**



(3rd) IAAF World Indoor Championships

Palacio De Los Deportes
Seville, Spain
March 8-10, 1991
Attended by **521** athletes from **81** countries
Number of countries providing:
Champions: **11**; Medallists: **25**; Finalists: **40**



(4th) IAAF World Indoor Championships

The SkyDome
Toronto, Canada
March 12-14, 1993
Attended by **537** athletes from **93** countries
Number of countries providing:
Champions: **14**; Medallists: **30**; Finalists: **53**



(5th) IAAF World Indoor Championships

Palau Sant Jordi
Barcelona, Spain
March 10-12, 1995
Attended by **602** athletes from **130** countries
Number of countries providing:
Champions: **16**; Medallists: **34**; Finalists: **55**



(6th) IAAF World Indoor Championships

Palais Omnisports Bercy
Paris, France
March 7-9, 1997
Attended by **712** athletes from **118** countries
Number of countries providing:
Champions: **17**; Medallists: **32**; Finalists: **59**

**(7th) IAAF World Indoor Championships**

Green Dome
Maebashi, Japan
March 5-7, 1999
Attended by **487** athletes from **115** countries
Number of countries providing:
Champions: **16**; Medallists: **32**; Finalists: **45**

**(8th) IAAF World Indoor Championships**

Atlantic Pavillion
Lisbon, Portugal
March 9-11, 2001
Attended by **510** athletes from **136** countries
Number of countries providing:
Champions: **15**; Medallists: **29**; Finalists: **55**

**(9th) IAAF World Indoor Championships**

National Indoor Arena
Birmingham, Great Britain & NI
March 14-16, 2003
Attended by **589** athletes from **132** countries
Number of countries providing:
Champions: **10**; Medallists: **27**; Finalists: **44**

**(10th) IAAF World Indoor Championships**

Budapest Sportarena
Budapest, Hungary
March 5-7, 2004
Attended by **677** athletes from **139** countries
Number of countries providing:
Champions: **15**; Medallists: **33**; Finalists: **49**

**(11th) IAAF World Indoor Championships**

Olympiyskiy Stadium
Moscow, Russia
March 10-12, 2006
Attended by **562** athletes from **129** countries
Number of countries providing:
Champions: **11**; Medallists: **33**; Finalists: **52**

**(12th) IAAF World Indoor Championships**

Palau Velódromo Luis Puig
Valencia, Spain
March 7-9, 2008
Attended by **575** athletes from **147** countries
Number of countries providing:
Champions: **16**; Medallists: **37**; Finalists: **49**

**(13th) IAAF World Indoor Championships**

Aspire Dome
Doha, Qatar
March 12-14, 2010
Attended by **583** athletes from **142** countries
Number of countries providing:
Champions: **14**; Medallists: **29**; Finalists: **56**

**(14th) IAAF World Indoor Championships**

Ataköy Athletics Arena
Istanbul, Turkey
March 9-11, 2012
Attended by **630** athletes from **171** countries
Number of countries providing:
Champions: **14**; Medallists: **28**; Finalists: **50**

CHAMPIONSHIP PERFORMANCE TRENDS

These tables show the trends in the standard of performance at successive World Indoor Championships. For each event, the winning mark is given along with that for sixth best and the best non-qualifying performances. The best mark in each category is shown underlined

MEN	Category	1985	1987	1989	1991	1993	1995	1997	1999	2001	2003	2004	2006	2008	2010	2012
60m	Gold	6.62	6.50	6.52	6.54	6.50	6.46	6.50	<u>6.42</u>	6.44	6.46	6.49	6.50	6.51	6.48	6.46
	6th	6.74	6.68 (=5th)	6.67	6.64	6.62	6.63	6.61	<u>6.59</u>	<u>6.59</u>	6.64	6.60	6.61	6.63	6.65	6.63
	dnq/sf	6.66	6.67	6.59	6.68	6.68	6.62	<u>6.54</u>	6.58	6.61	6.63	6.63	6.63	6.65	6.65	6.69
	dnq/ht	6.78	6.74	6.73	6.85	6.74	6.78	<u>6.66</u>	6.72	6.77	6.71	6.73	6.71	6.79	6.76	6.95
200m	Gold	20.95	20.73	20.54	20.67	20.63	20.58	20.40	<u>20.10</u>	20.63	20.62	20.66	Discontinued	-	-	-
	6th	21.92	21.53	-	21.65	<u>21.21</u>	-	-	22.06	-	-	21.49	-	-	-	-
	dnq/sf	21.38	21.42	21.43	21.17	21.09	21.06	<u>20.83</u>	20.98	21.17	20.96	20.89	-	-	-	-
	dnq/ht	22.01	22.36	21.93	21.76	21.22	21.73	21.32	<u>21.10</u>	21.50	21.17	21.12	-	-	-	-
400m	Gold	45.60	45.98	45.59	46.17	45.26	46.17	45.51	45.73	46.40	45.34	45.88	45.54	45.67	45.96	<u>45.11</u>
	6th	54.09	47.11	47.35	62.39	46.70	47.19	-	47.06	-	46.67	47.34	47.33	46.93	-	<u>46.21</u>
	dnq/sf	48.01	46.89	46.94	47.05	47.10	47.33	<u>46.19</u>	46.39	47.17	46.82	46.68	46.61	46.92	46.84	<u>46.46</u>
	dnq/ht	48.14	47.67	47.33	47.95	47.50	47.59	47.32	47.35	<u>47.01</u>	47.21	47.42	47.13	47.34	47.21	47.82
800m	Gold	1:47.42	1:47.49	1:44.84	1:47.08	1:47.29	1:47.30	<u>1:42.67</u>	1:45.37	1:44.49	1:45.69	1:45.71	1:47.15	1:44.81	1:46.23	1:48.36
	6th	1:50.85	1:48.07	1:48.97	-	-	1:49.22	<u>1:46.47</u>	1:47.79	1:50.51	1:48.71	1:47.86	1:48.56	1:46.48	1:48.99	1:51.47
	dnq/sf	-	-	1:49.01	1:48.40	1:48.95	1:49.26	<u>1:48.32</u>	<u>1:46.80</u>	1:47.67	1:47.63	1:47.16	1:47.50	1:47.57	1:47.05	1:48.12
	dnq/ht	1:50.98	1:50.13	1:49.74	1:49.00	1:50.57	1:50.17	1:49.65	1:49.64	1:48.74	1:49.44	1:50.02	<u>1:48.30</u>	1:49.41	1:49.69	1:50.72
1500m	Gold	3:40.27	3:39.04	3:36.64	3:41.57	3:45.00	3:44.54	3:35.31	<u>3:33.77</u>	3:51.06	3:42.59	3:52.31	3:42.08	3:38.23	3:41.86	3:45.21
	6th	3:45.46	3:40.82	3:39.97	3:46.25	3:46.18	3:45.46	3:39.91	<u>3:37.88</u>	3:52.39	3:44.67	3:56.55	3:43.98	3:40.42	3:43.77	3:47.42
	dnq/ht	3:45.90	3:43.40	3:43.95	3:45.43	3:44.32	3:47.03	3:41.46	<u>3:42.80</u>	<u>3:39.40</u>	3:40.89	3:42.11	3:41.87	3:41.54	3:40.08	3:42.72
3000m	Gold	7:57.63	8:03.32	7:47.94	7:41.14	7:50.26	7:50.89	<u>7:34.71</u>	7:53.57	7:37.74	7:40.97	7:56.34	7:39.32	7:48.23	7:37.97	7:41.44
	6th	7:58.78	8:06.77	7:52.26	7:47.51	7:54.41	7:53.86	7:44.31	7:56.96	7:45.52	7:44.34	8:02.86	7:47.67	7:55.08	<u>7:42.82</u>	7:44.16
	dnq/ht	7:58.09	7:56.99	7:53.15	<u>7:51.67</u>	7:53.17	7:59.42	7:54.01	-	7:56.42	7:54.59	7:53.69	7:56.44	8:00.01	8:03.62	7:53.62
60mH	Gold	7.67	7.51	7.43	7.45	7.41	7.39	7.48	7.38	7.51	7.47	7.36	7.43	7.46	<u>7.34</u>	7.44
	6th	7.86	7.89	7.86	7.66	7.72	7.70	-	-	7.65	7.62	7.59	<u>7.57</u>	7.65	7.58	7.63
	dnq/sf	7.85	-	7.75	7.65	7.75	7.66	7.68	-	<u>7.63</u>	7.70	7.66	<u>7.63</u>	7.65	7.67	7.71
	dnq/ht	8.01	7.75	7.84	7.78	7.86	7.80	7.71	<u>7.59</u>	7.84	7.80	7.75	7.85	7.85	7.97	7.83
HJ	Gold	2.32	2.38	<u>2.43</u>	2.40	2.41	2.38	2.35	2.36	2.32	2.35	2.35	2.37	2.36	2.36	2.33
	6th	2.21	<u>2.32</u> (=5th)	2.28	2.31	2.31	2.28	2.25	2.25	2.25 (=5th)	2.25	2.25	2.26	2.27	2.28	2.31
	dnq	-	2.20	-	2.20	2.24	2.20	<u>2.27</u>	-	-	2.25	2.24	2.24	2.24	2.26	2.26
PV	Gold	5.75	5.85	5.85	6.00	5.90	5.90	5.90	6.00	5.95	5.80	5.80	5.80	5.90	<u>6.01</u>	5.95
	6th	5.50	<u>5.70</u>	5.50	5.60	5.65	5.70 (=5th)	5.65	<u>5.70</u>	<u>5.70</u>	5.60	5.60	5.50 (=4th)	<u>5.70</u>	5.45	<u>5.70</u> (=5th)
	dnq	-	-	-	-	5.40	5.60	5.55	-	-	5.60	<u>5.70</u>	5.65	5.65	5.45	-
LJ	Gold	7.96	8.23	8.37	8.15	8.23	8.51	8.51	<u>8.62</u>	8.43	8.29	8.40	8.30	8.08	8.17	8.23
	6th	7.71	7.87	7.91	7.83	7.86	7.95	8.12	8.15	7.97	7.97	<u>8.17</u>	7.97	7.85	7.86	7.88
	dnq	-	-	7.57	7.74	7.69	7.75	7.84	-	-	7.83	<u>7.95</u>	7.81	7.78	7.88	7.85
TJ	Gold	17.22	17.54	17.65	17.31	17.59	17.72	17.30	17.18	17.32	17.70	17.83	17.73	17.75	<u>17.90</u>	17.70
	6th	16.71	16.65	16.62	16.70	16.76	16.80	16.81	16.83	16.77	16.86	16.95	<u>17.14</u>	17.13	16.78	17.05
	dnq	-	16.07	16.27	16.16	16.33	16.47	16.69	-	-	-	16.79	<u>16.89</u>	16.77	16.54	16.71
SP	Gold	21.22	<u>22.24</u>	21.75	21.17	21.27	20.74	21.02	21.41	20.82	21.24	21.49	22.11	21.77	21.83	22.00
	6th	19.48	20.02	19.91	19.56	19.68	19.67	20.22	20.10	20.08	<u>20.59</u>	20.50	20.07	20.13	20.40	20.38
	dnq	-	-	-	-	18.08	-	19.43	-	-	19.71	<u>20.24</u>	19.91	20.00	20.23	19.84
Heptathlon	Gold	Not held	Not held	Not held	Not held	6476	6246	6228	<u>6386</u>	6420	6361	6438	6192	6371	6204	<u>6645</u>
6th	-	-	-	-	5507	5939	6008	<u>6153</u>	6059	5999	6022	5910	5894	6019	5746	-
5000mW	Gold	19:06.20	18:27.79	18:27.10	<u>18:23.55</u>	18:32.10	Discontinued	-	-	-	-	-	-	-	-	-
	6th	20:11.69	19:06.19	<u>18:41.34</u>	19:11.85	19:10.72	-	-	-	-	-	-	-	-	-	-
	dnq/ht	-	-	-	-	<u>21:45.56</u>	-	-	-	-	-	-	-	-	-	-
4 x 400mR	Gold	Not held	Not held	Not held	3:03.05	3:04.20	3:07.37	3:04.93	<u>3:02.83</u>	3:04.47	3:04.21	3:05.21	3:03.24	3:06.79	3:03.40	3:03.94
	6th	-	-	-	3:10.33	-	-	3:20.18	<u>3:06.37</u>	-	-	-	3:09.55	3:15.38	-	3:11.86
	dnq	-	-	-	3:10.92	-	-	3:09.98	3:09.30	3:10.16	-	3:09.26	<u>3:08.07</u>	3:09.93	3:09.76	3:08.92

MULTIPLE MEDALLISTS


Here are lists of every male and female athlete to have won two or more medals at IAAF World Indoor Championships. Included are medals awarded to relay runners who were replaced in finals. These are denoted by a “^” symbol next to the total number of medals.

MEN

NAME	Gold	Silver	Bronze	Total	NAME	Gold	Silver	Bronze	Total
Javier Sotomayor CUB	4	1	1=	6	Justin Gatlin USA	2	0	0	2
Iván Pedroso CUB	5	0	0	5	Darnell Hall USA	2	0	0	2
Roman Šebrle CZE	2	0	3	5	Deon Minor USA	2	0	0	2
Kevin Little USA	2	0	3	5	Larry Myricks USA	2	0	0	2
Yaroslav Rybakov RUS	1	4	0	5	Greg Nixon USA	2	0	0	2
Jamie Baulch GBR	1	2	1+1=	5	Butch Reynolds USA	2	0	0	2
Haile Gebrselassie ETH	4	0	0	4	Jason Rouser USA	2	0	0	2
Stefan Holm SWE	4	0	0	4	James Trapp USA	2	0	0	2
Mikhail Shchennikov URS/RUS	4	0	0	4	Tyree Washington USA	2	0	0	2
Sergey Bubka URS/UKR	4	0	0	4	José Luiz Barbosa BRA	1	1	0	2
Bernard Lagat KEN/USA	3	1	0	4	Dayron Robles CUB	1	1	0	2
Allen Johnson USA	3	1	0	4	Stéphane Caristan FRA	1	1	0	2
Jamaal Torrance USA	3	0	1	4^	Dietmar Haaf GER	1	1	0	2
Milton Campbell USA	2	2	0	4	Igor Potapovich KAZ	1	1	0	2
Bryan Clay USA	2	2	0	4	Abdalaati Iguider MAR	1	1	0	2
Davian Clarke JAM	2	1	1	4	Frankie Fredericks NAM	1	1	0	2
Terrence Trammell USA	2	1	1	4	Jacek Bocian POL	1	1	0	2
Colin Jackson GBR	1	3	0	4	Piotr Haczek POL	1	1	0	2
Liu Liu CHN	1	2	1	4	Robert Maćkowiak POL	1	1	0	2
John Godina USA	1	2	1	4	Rui Silva POR	1	1	0	2
Chris Brown BAH	1	0	3	4	Johan Botha RSA	1	1	0	2
Marcus O'Sullivan IRL	3	0	0	3	Khotso Mokoena RSA	1	1	0	2
Hicham El Guerrouj MAR	3	0	0	3	Werner Günthör SUI	1	1	0	2
Christian Cantwell USA	3	0	0	3	Ivan Heshko UKR	1	1	0	2
Mark Everett USA	3	0	0	3	Shawn Crawford USA	1	1	0	2
Antonio McKay USA	2	1	0	3	Walter Davis USA	1	1	0	2
Mike Conley USA	2	0	1	3	Tim Harden USA	1	1	0	2
Anier García CUB	1	2	0	3	Lawrence Johnson USA	1	1	0	2
Wilson Kipketer DEN	1	2	0	3	Steve Hooker AUS	1	0	1	2
Daniel Caines GBR	1	2	0	3	Dominic Demeritte BAH	1	0	1	2
Sunday Bada NGR	1	2	0	3	Brian Wellman BER	1	0	1	2
Mbulaeni Mulaudzi RSA	1	2	0	3	Mark McKoy CAN	1	0	1	2
Reese Hoffa USA	1	2	0	3	Manuel Martínez ESP	1	0	1	2
Dwain Chambers GBR	1	1=	1	3	Jean Galfione FRA	1	0	1	2
Michael Blackwood JAM	1	1	1	3	Tim Lobinger GER	1	0	1	2
Greg Haughton JAM	1	1	1	3^	Wilfred Bungei KEN	1	0	1	2
Michael McDonald JAM	1	1	1	3	Yuriy Borzakovskiy RUS	1	0	1	2
Piotr Rysiukiewicz POL	1	1	1	3^	Ivan Ukhov RUS	1	0	1	2
Patrik Sjöberg SWE	1	1	1	3	Charles Austin USA	1	0	1	2
Aleksandr Bagach UKR	1	1	1	3	Jadel Gregório BRA	0	2	0	2
Brad Walker USA	1	1	1	3	José González ESP	0	2	0	2
Jason Gardener GBR	1	0	2	3	Yago Lamela ESP	0	2	0	2
Danny McFarlane JAM	1	0	2	3	Erki Nool EST	0	2	0	2
Yuriy Belonog UKR	1	0	2	3	Linford Christie GBR	0	2	0	2
Ade Mafe GBR	0	2	1	3	Lámbros Papakóstas GRE	0	2	0	2
Yoandri Betanzos CUB	0	1	2	3	Paul Bitok KEN	0	2	0	2
Lev Lobodin RUS	0	1	2	3	Daniel Komen KEN	0	2	0	2
Giovanni Evangelisti ITA	0	0	3	3	Dmitriy Forshev RUS	0	2	0	2^
Bruny Surin CAN	2	0	0	2	Boris Gorban RUS	0	2	0	2
Deresse Mekonnen ETH	2	0	0	2	Kim Collins SKN	0	1+1=	0	2
Thomas Schönlebe GER	2	0	0	2	Johan Wissman SWE	0	2	0	2
Ulf Timmermann GER	2	0	0	2	Ian Morris TTO	0	2	0	2
Alleyne Francique GRN	2	0	0	2	Grigoriy Yegorov URS/KAZ	0	2	0	2
Frank O'Mara IRL	2	0	0	2	David Girat CUB	0	1	1	2
Gennaro Di ITA	2	0	0	2	Jaime Jefferson CUB	0	1	1	2
Leroy Colquhoun JAM	2	0	0	2	Yoelbi Quesada CUB	0	1	1	2
Paul Ereng KEN	2	0	0	2	Joachim Olsen DEN	0	1	1	2
Abubaker Kaki SUD	2	0	0	2	Alberto García ESP	0	1	1	2
Christian Olsson SWE	2	0	0	2	Thierry Vigneron FRA	0	1	1	2
Rodion Gataullin URS/RUS	2	0	0	2	Richard Buck GBR	0	1	1	2
James Davis USA	2	0	0	2^	Luke Lennon-Ford GBR	0	1	1	2^

NAME	Gold	Silver	Bronze	Total	NAME	Gold	Silver	Bronze	Total
Nigel Levine GBR	0	1	1	2	Glory Alozie NGR/ESP	0	3	0	3
Conrad Williams GBR	0	1	1	2	Anna Kozak BLR	0	2	1	3
Jón Arnar Magnússon ISL	0	1	1	2	Ilona Usovich BLR	0	2	1	3
Andrea Nuti ITA	0	1	1	2	Iva Prandzheva BUL	0	2	1	3
Laban Rotich KEN	0	1	1	2	Margareta Keszeg ROU	0	2	1	3
Marcin Marciniszyn POL	0	1	1	2	Anna Chicherova RUS	0	1+1=	1	3
Rafał Wieruszewski POL	0	1	1	2	Inga Babakova UKR	0	2	1	3
Igor Kazanov URS	0	1	1	2	Helena Dziurová/Fuchsová CZE	0	1	2	3
Joe Greene USA	0	1	1	2	Ileana Salvador ITA	0	0	3	3
Cayetano Cornet ESP	0	0	2	2	Lidia Chojecka POL	0	0	3	3
Nico Motchebon GER	0	0	2	2	Veronica Campbell-Brown JAM	2	0	0	2
Pierfrancesco Pavoni ITA	0	0	2	2	Nelli Cooman NED	2	0	0	2
Hiroyuki Hayashi JPN	0	0	2	2	Elly van Hulst NED	2	0	0	2
Seiji Inagaki JPN	0	0	2	2	Doina Melinte ROU	2	0	0	2
Masayoshi Kan JPN	0	0	2	2	Yuliya Nosova/Pechonkina RUS	2	0	0	2
Tomasz Majewski POL	0	0	2	2	Yekaterina Podkopayeva RUS	2	0	0	2
Franz Kostyukevich URS	0	0	2	2	Kajsa Bergqvist SWE	2	0	0	2
Tony Dees USA	0	0	2	2	Lolo Jones USA	2	0	0	2
Erick Walder USA	0	0	2	2	Brittney Reese USA	2	0	0	2
WOMEN					Melinda Gainsford AUS	1	1	0	2
Natalya Nazarova RUS	7	2	0	9	Tamsyn Lewis AUS	1	1	0	2
Maria Mutola MOZ	7	1	1	9	Chandra Sturrup BAH	1	1	0	2
Sandie Richards JAM	3	4	0	7	Natalya Sazanovich BLR	1	1	0	2
Merlene Ottey JAM/SLO	3	2	2	7	Perdita Felicien CAN	1	1	0	2
Olesya Zykina RUS	5	0	1	6 [^]	Yargelis Savigne CUB	1	1	0	2
Gail Devers USA	4	2	0	6	Ludmila Formanová CZE	1	1	0	2
Meseret Defar ETH	4	1	1	6	Berhane Adere ETH	1	1	0	2
Svetlana Goncharenko RUS	3	2	1	6	Jessica Ennis GBR	1	1	0	2
Jearl Miles USA	2	1	3	6	Beate Anders GER	1	1	0	2
Stefka Kostadinova BUL	5	0	0	5	Helga Radtke GER	1	1	0	2
Gabriela Szabo ROU	4	1	0	5	Giuliana Salce ITA	1	1	0	2
Yelena Isinbaeva RUS	4	1	0	5	Michelle Freeman JAM	1	1	0	2
Olga Kotlyarova RUS	4	1	0	5	Olga Rypakova KAZ	1	1	0	2
Irina Sergeyeva/Privalova URS/RUS	3	2	0	5	Olga Shishigina KAZ	1	1	0	2
Grit Breuer GER	2	0	3	5	Tatyana Alekseyeva RUS	1	1	0	2
Nadezhda Ostapchuk BLR	1	4	0	5	Yolanda Chen RUS	1	1	0	2
Svetlana Feofanova RUS	1	1+1=	2	5	Lyudmila Narozhilenko URS	1	1	0	2
Olesya Krasnomovets RUS	3	1	0	4	Tatyana Samolenko URS	1	1	0	2
Tatyana Lebedeva RUS	3	1	0	4	Stacy Dragila USA	1	1	0	2
Svetlana Krivlyova RUS	3	0	1	4	Sanya Richards-Ross USA	1	1	0	2
Naide Gomes POR	2	2	0	4	Natallia Khoroneko/Mikhnevich BLR	1	0	1	2
Tatyana Kotova RUS	2	2	0	4	Natalya Safronnikova BLR	1	0	1	2
Blanka Vlašić CRO	2	1	1	4	Fabiana Murer BRA	1	0	1=	2
Inessa Kravets URS/UKR	2	1	1	4	Aliuska López CUB	1	0	1	2
Diane Dixon USA	2	1	1	4	Claudia Losch GER	1	0	1	2
Heike Redetzky/Henkel GER	1	1	2	4	Cornelia Oschkenat GER	1	0	1	2
Violeta Beclea/Szekely ROU	0	4	0	4	Hasna Benhassi MAR	1	0	1	2
Christine Wachtel GER	3	0	0	3	Ionela Tîrlea/Manolache ROU	1	0	1	2
Natalya Antyukh RUS	3	0	0	3 [^]	Irina Korzhanenko RUS	1	0	1	2
Tatyana Chebykina RUS	3	0	0	3	Inna Lasovskaya RUS	1	0	1	2
Tatyana Levina RUS	3	0	0	3	Carolina Klüft SWE	1	0	1	2
Ashia Hansen GBR	2	1	0	3	Larysa Berezhnaya URS	1	0	1	2
Heike Drechsler GER	2	1	0	3	Chaunté Howard/Lowe USA	1	0	1	2
Valerie Vili/Adams NZL	2	1	0	3	Tianna Madison USA	1	0	1	2
Yelena Slesarenko RUS	2	1	0	3	Stephanie Graf AUT	0	2	0	2
Debbie Dunn USA	2	1	0	3	Svetlana Usovich BLR	0	2	0	2
Angela Williams USA	2	1	0	3	Huang Zhihong CHN	0	2	0	2
Yuliya Gushchina RUS	2	0	1	3 [^]	Catherine Scott JAM	0	2	0	2
Natalya Lisovskaya URS	2	0	1	3	Tatyana Firova RUS	0	2	0	2
Regina Jacobs USA	2	0	1	3	Tamara Bykova URS	0	2	0	2
Kerry Saxby-Junna AUS	1	2	0	3	Natasha Brown USA	0	2	0	2
Natalya Dobrynska UKR	1	2	0	3	Christine Amertil BAH	0	1	1	2
Juliet Campbell JAM	1	1	1	3	Pauline Davis BAH	0	1	1	2
Marieta Ilcu ROU	1	1	1	3	Kim Gevaert BEL	0	1	1	2
Yamilé Aldama SUD/GBR	1	1	1	3	Natalya Sologub BLR	0	1	1	2
Natasha Hastings USA	1	1	1	3	Maurren Maggi BRA	0	1	1	2
Gelete Burka ETH	1	0	2	3	Maryam Jamal BRN	0	1	1	2
Joetta Clark USA	1	0	2	3	Vania Stambolova BUL	0	1	1	2
					Ruth Beitía ESP	0	1	1	2

NAME	Gold	Silver	Bronze	Total
Nadine Kleinert GER	0	1	1	2
Astrid Kumbernuss GER	0	1	1	2
Susen Tiedtke GER	0	1	1	2
Chrisopiýí Devetzí GRE	0	1	1	2
Grace Jackson JAM	0	1	1	2
Mariem Alaoui MAR	0	1	1	2
Anna Rogowska POL	0	1	1	2
Urszula Włodarczyk POL	0	1	1	2
Aleksandra Fedoriva RUS	0	1	1	2
Anna Pyatykh RUS	0	1	1	2
Svetlana Kitova URS	0	1	1	2
Kym Carter USA	0	1	1	2
Mary Wineberg USA	0	1	1	2
Terri Dendy USA	0	1	1	2
Carlette Guidry-White USA	0	1	1	2 [^]
Lynn Jennings USA	0	1	1	2
Lillie Leatherwood USA	0	1	1	2
Shanelle Porter USA	0	1	1	2
Ann Peel CAN	0	0	2	2
Šárka Kašpárková CZE	0	0	2	2
Patricia Girard FRA	0	0	1+1=	2
Austra Skujytė LTU	0	0	2	2
Monika Pyrek POL	0	0	1+1=	2
Natalya Voronova RUS	0	0	2	2
Monique Hennagan USA	0	0	2	2
Shareese Woods USA	0	0	2	2



MOST APPEARANCES

Here are lists of all those athletes who have competed at five or more editions of the World Indoor Games or Championships

MEN

	NAME	COUNTRY	YEARS CONTESTED	EVENT (S)
8	Javier Sotomayor	CUB	85 87 89 91 93 95 99 01	High Jump
	Manuel Martínez	ESP	95 97 99 01 03 04 06 08	Shot Put
7	Carlos Sala	ESP	85 87 89 91 93 95 97	60mH
	Iván Pedroso	CUB	93 95 97 99 01 04 06	Long Jump
	Yuriy Belonog	UKR	95 97 99 01 03 04 08	Shot Put
	Stefan Holm	SWE	97 99 01 03 04 06 08	High Jump
	Roman Šebrle	CZE	99 01 03 04 06 08 10	Heptathlon
6	Serge Hélan	FRA	85 87 89 93 95 97	Long Jump/Triple Jump
	Javier García	ESP	87 89 91 93 95 97	Pole Vault
	Dalton Grant	GBR	87 89 93 95 97 03	High Jump
	Colin Jackson	GBR	87 89 93 97 99 03	60mH
	Igor Kazanov	URS/LAT	89 91 93 95 97 99	60mH
	Bruny Surin	CAN	89 91 93 95 97 99	60m/Long Jump
	Charles Austin	USA	91 93 97 99 01 03	High Jump
	Gheorghe Gușet	ROU	91 93 01 03 04 06	Shot Put
	Paolo Dal Soglio	ITA	93 95 97 99 01 03	Shot Put
	John Mayock	GBR	93 95 97 01 03 04	3000m
	Jón Arnar Magnússon	ISL	95 97 99 01 03 04	Long Jump/Heptathlon
	Erki Nool	EST	95 97 99 01 03 04	Heptathlon
	Tim Lobinger	GER	95 97 03 04 06 08	Pole Vault
	Troy McIntosh	BAH	97 99 01 03 04 06	400m/4x400mR
	Eric Nkansah	GHA	97 99 01 03 04 06	60m
	James Beckford	JAM	97 99 03 04 06 08	Long Jump
	James Nolan	IRL	97 99 03 04 06 08	800m/1500m
	Romain Mesnil	FRA	99 01 03 04 06 12	Pole Vault
	Yaroslav Rybakov	RUS	01 03 04 06 08 10	High Jump
	Fabrizio Donato	ITA	01 04 06 08 10 12	Triple Jump
	Chris Brown	BAH	03 04 06 08 10 12	400m/4x400mR
	Shi Dongpeng	CHN	03 04 06 08 10 12	60mH
5	Luis Migueles	ARG	85 87 89 91 93	800m
	Roman Mrázek	TCH/SVK	85 87 89 91 93	5000m Walk
	Patrik Sjöberg	SWE	85 87 89 91 93	High Jump
	Frans Maas	NED	87 89 91 93 95	Long Jump
	Frank O'Mara	IRL	87 89 91 93 95	3000m
	Marcus O'Sullivan	IRL	87 89 91 93 95	1500m
	Troy Douglas	BER	89 91 93 95 97	200m/400m
	Kevin Little	USA	89 93 97 99 01	200m/Medley Relay
	Bogdan Tudor	ROU	91 93 95 97 99	Long Jump
	Sunday Bada	NGR	93 95 97 99 01	400m/4x400mR
	Lev Lobodin	UKR/RUS	93 99 01 03 04	Heptathlon
	Okkert Brits	RSA	95 97 01 03 04	Pole Vault
	Allyn Condon	GBR	95 99 01 03 04	200m/4x400mR
	Deji Aliu	NGR	97 99 01 03 06	60m
	Gábor Dobos	HUN	97 99 03 04 06	60m
	Robert Kronberg	SWE	97 01 03 04 08	60mH
	David Canal	ESP	99 01 03 04 06	400m/4x400mR
	Andrey Sokolovskiy	UKR	99 01 03 04 06	High Jump
	Milton Campbell	USA	99 01 03 04 06	400m/4x400mR
	Andrey Mikhnevich	BLR	99 04 06 08 10	Shot Put
	Yoel Hernández	CUB	01 03 04 06 08	60mH
	Stanislav Olíjar	LAT	01 03 04 06 08	60mH
	Bernard Lagat	KEN/USA	01 03 04 10 12	1500m/3000m
	Maurice Wignall	JAM	01 04 06 08 10	60mH
	Aleksandr Pogorelov	RUS	03 04 06 08 10	Heptathlon
	Ajmal Amirov	TJK	03 04 06 08 10	1500m/3000m
	Liu Xiang	CHN	03 04 08 10 12	60mH
	Jaroslav Bába	CZE	03 04 08 10 12	High Jump
	Amine Laâlou	MAR	04 06 08 10 12	800m/1500m
	Tomasz Majewski	POL	04 06 08 10 12	Shot Put

YOUNGEST & OLDEST

Youngest winners

Men	800m	18y 61d	Mohammed Aman	ETH	11 Mar 12
Women	1500m	18y 310d	Kalkidan Gezahegne	ETH	14 Mar 10

Oldest winners

Men	3000m	37y 90d	Bernard Lagat	USA	11 Mar 12
Women	1500m	44y 271d	Yekaterina Podkopayeva	RUS	9 Mar 97

Youngest medallists

Men	High Jump (At World Indoor Championships)	17y 97d	Javier Sotomayor	CUB	18 Jan 85
	800m	18y 61d	Mohammed Aman	ETH	11 Mar 12
Women	4x400mR (Individual)	17y 225d	Angela Moroşanu	ROU	7 Mar 04
	3000m Walk (Individual and at World Indoor Championships)	18y 87d	Yan Hong	CHN	18 Jan 85
	1500m	18y 310d	Kalkidan Gezahegne	ETH	14 Mar 10

Oldest medallists

Men	3000m	37y 90d	Bernard Lagat	USA	11 Mar 12
Women	1500m	44y 271d	Yekaterina Podkopayeva	RUS	9 Mar 97

Youngest finalists (top 8 if straight final)

Men	3000m Walk	16y 252d	Jefferson Pérez	ECU	10 Mar 91
Women	Pole Vault	16y 75d	Amandine Homo	FRA	9 Mar 97

Oldest finalists

Men	Pole Vault	38y 168d	Jeff Hartwig	USA	12 Mar 06
Women	1500m	44y 271d	Yekaterina Podkopayeva	RUS	9 Mar 97

Youngest competitors

Men	60m	14y 169d	Carlos Garcia	DOM	8 Mar 91
Women	60m	15y 36d	Silvienne Krosendijk	ARU	11 Mar 01

Oldest competitors

Men	4x400mR (Individual)	39y 263d	Timothy Munnings	BAH	12 Mar 06
	Shot Put	38y 341d	Burger Lambrechts	RSA	9 Mar 12
Women	1500m	44y 271d	Yekaterina Podkopayeva	RUS	9 Mar 97

BY EVENT

Shown below are the youngest and oldest gold medallists (G), medallists (M), finalists or top eight (F) and competitors (C) in each World Indoor Games or Championship event, with the overall youngest and oldest in those categories shown in bold

MEN

EVENT	AGE	YOUNGEST	COUNTRY	DATE	AGE	OLDEST	COUNTRY	DATE
60 Metres	G	21 32	Justin Gatlin	USA	14 Mar 03	31 342	Dwain Chambers	GBR 13 Mar 10
	M	18 188	Mark Lewis-Francis	GBR	11 Mar 01	33 340	Dwain Chambers	GBR 10 Mar 12
	F	18 188	Mark Lewis-Francis	GBR	11 Mar 01	33 340	Dwain Chambers	GBR 10 Mar 12
	C	14 169	Carlos García	DOM	8 Mar 91	38 26	Tony Ichiou	NMI 14 Mar 03
200 Metres	G	22 142	John Regis	GBR	4 Mar 89	31 155	Frankie Fredericks	NAM 6 Mar 99
	M	18 68	Ade Mafe	GBR	19 Jan 85	32 101	Troy Douglas	BER 11 Mar 95
	F	18 68	Ade Mafe	GBR	19 Jan 85	34 98	Troy Douglas	BER 8 Mar 97
	C	14 170	Carlos García	DOM	9 Mar 91	36 156	Frankie Fredericks	NAM 6 Mar 04
400 Metres	G	19 166	Thomas Schönlebe	GDR	19 Jan 85	31 149	Chris Brown	BAH 13 Mar 10
	M	19 166	Thomas Schönlebe	GDR	19 Jan 85	33 147	Chris Brown	BAH 10 Mar 12
	F	19 166	Thomas Schönlebe	GDR	19 Jan 85	33 147	Chris Brown	BAH 10 Mar 12
	C	17 74	Dawda Jallow	GAM	6 Mar 87	33 321	Anderson dos Santos	BRA 10 Mar 06
800 Metres	G	18 61	Mohammed Aman	ETH	11 Mar 12	29 138	Tom McKean	GBR 14 Mar 93
	M	18 61	Mohammed Aman	ETH	11 Mar 12	35 139	Osmar dos Santos	BRA 7 Mar 04
	F	18 61	Mohammed Aman	ETH	11 Mar 12	35 139	Osmar dos Santos	BRA 7 Mar 04
	C	17 110	Timothy Kitum	KEN	9 Mar 12	37 141	Osmar dos Santos	BRA 10 Mar 06

EVENT	AGE	YOUNGEST	COUNTRY	DATE	AGE	OLDEST	COUNTRY	DATE		
1500 Metres	G 20	140	Deresse Mekonnen	ETH	8 Mar 08	33	151	Driss Maazouzi	FRA	15 Mar 03
	M 20	140	Deresse Mekonnen	ETH	8 Mar 08	35	47	Laban Rotich	KEN	7 Mar 04
	F 18	74	Fahsua Woldemarian	ETH	4 Mar 89	35	47	Laban Rotich	KEN	7 Mar 04
	C 15	68	Mahdi Abdullah El Din	SUD	10 Mar 95	36	146	Driss Maazouzi	FRA	10 Mar 06
3000 Metres	G 21	48	Tariku Bekele	ETH	9 Mar 08	37	90	Bernard Lagat	USA	11 Mar 12
	M 18	168	Abreham Cherkos	ETH	9 Mar 08	37	90	Bernard Lagat	USA	11 Mar 12
	F 18	168	Abreham Cherkos	ETH	9 Mar 08	37	90	Bernard Lagat	USA	11 Mar 12
	C 17	26	Aadam Ismail Khamis	BRN	10 Mar 06	38	19	Wilson Waigwa	KEN	6 Mar 87
60m Hurdles	G 20	233	Stéphane Caristan	FRA	19 Jan 85	33	5	Allen Johnson	USA	6 Mar 04
	M 17	340	Jon Ridgeon	GBR	19 Jan 85	37	7	Allen Johnson	USA	8 Mar 08
	F 17	340	Jon Ridgeon	GBR	19 Jan 85	37	7	Allen Johnson	USA	8 Mar 08
	C 17	293	Elton Bitincka	ALB	15 Mar 03	37	7	Allen Johnson	USA	8 Mar 08
High Jump	G 20	13	Patrik Sjöberg	SWE	18 Jan 85	31	288	Stefan Holm	SWE	8 Mar 08
	M 17	97	Javier Sotomayor	CUB	18 Jan 85	31	288	Stefan Holm	SWE	8 Mar 08
	F 17	97	Javier Sotomayor	CUB	18 Jan 85	36	362	Dragutin Topić	SRB	8 Mar 08
	C 17	97	Javier Sotomayor	CUB	18 Jan 85	36	362	Dragutin Topić	SRB	8 Mar 08
Pole Vault	G 21	46	Sergey Bubka	URS	19 Jan 85	31	97	Sergey Bubka	UKR	11 Mar 95
	M 21	46	Sergey Bubka	URS	19 Jan 85	34	146	Björn Otto	GER	10 Mar 12
	F 19	324	Daniel Martí	ESP	13 Mar 93	38	168	Jeff Hartwig	USA	12 Mar 06
	C 19	115	Jan Netscher	CZE	10 Mar 95	38	168	Jeff Hartwig	USA	12 Mar 06
Long Jump	G 20	86	Iván Pedroso	CUB	13 Mar 93	32	360	Larry Myricks	USA	5 Mar 89
	M 20	86	Iván Pedroso	CUB	13 Mar 93	32	360	Larry Myricks	USA	5 Mar 89
	F 18	304	Emiel Mellaard	NED	19 Jan 85	35	179	Barrington Williams	GBR	9 Mar 91
	C 16	71	Lamin Drammeh	GAM	10 Mar 95	35	179	Barrington Williams	GBR	9 Mar 91
Triple Jump	G 19	357	Khristo Markov	BUL	18 Jan 85	29	70	Phillips Idowu	GBR	9 Mar 08
	M 19	357	Khristo Markov	BUL	18 Jan 85	34	303	Jonathan Edwards	GBR	9 Mar 01
	F 19	36	Ralf Jaros	FRG	18 Jan 85	36	310	Jonathan Edwards	GBR	16 Mar 03
	C 18	261	Edward Manderson	CAY	6 Mar 87	36	310	Jonathan Edwards	GBR	16 Mar 03
Shot Put	G 22	363	Yuriy Belonog	UKR	7 Mar 97	32	104	Aleksandr Bagach	UKR	5 Mar 99
	M 21	226	David Stori	GER	9 Mar 12	32	104	Aleksandr Bagach	UKR	5 Mar 99
	F 19	229	David Stori	GER	13 Mar 10	37	286	Gheorghe Guset	ROU	10 Mar 06
	C 19	148	Khalid Habash Al-Suwaidi	QAT	6 Mar 04	38	341	Burger Lambrechts	RSA	9 Mar 12
Heptathlon	G 24	49	Ashton Eaton	USA	10 Mar 12	31	135	Christian Plaziat	FRA	12 Mar 95
	M 22	40	Artyom Lukyanenko	RUS	10 Mar 12	34	341	Lev Lobodin	RUS	7 Mar 04
	F 20	135	Adam Helcelet	CZE	10 Mar 12	35	107	Roman Šebrle	CZE	13 Mar 10
	C 20	135	Adam Helcelet	CZE	10 Mar 12	35	107	Roman Šebrle	CZE	13 Mar 10
5000m Walk	G 19	73	Mikhail Shchennikov	URS	7 Mar 87	35	67	Gérard Lelièvre	FRA	19 Jan 85
	M 19	73	Mikhail Shchennikov	URS	7 Mar 87	35	67	Gérard Lelièvre	FRA	19 Jan 85
	F 16	252	Jefferson Pérez	ECU	10 Mar 91	35	67	Gérard Lelièvre	FRA	19 Jan 85
	C 16	251	Jefferson Pérez	ECU	9 Mar 91	35	67	Gérard Lelièvre	FRA	19 Jan 85
4x400m Relay	G 19	83	Tavaris Tate	USA	14 Mar 10	31	356	James Davis	USA	9 Mar 08
	M 18	58	Jereem Richards	TTO	11 Mar 12	32	116	Solomon Wariso	GBR	7 Mar 99
	F 18	58	Jereem Richards	TTO	11 Mar 12	37	259	Timothy Munnings	BAH	7 Mar 04
	C 18	57	Jereem Richards	TTO	10 Mar 12	39	263	Timothy Munnings	BAH	12 Mar 06
Medley Relay	G 23	76	James Trapp	USA	14 Mar 93	28	279	Butch Reynolds	USA	14 Mar 93
	M 20	108	André da Silva	BRA	14 Mar 93	31	18	Freddy Williams	CAN	14 Mar 93
	F 20	108	André da Silva	BRA	14 Mar 93	31	18	Freddy Williams	CAN	14 Mar 93
	C 20	108	André da Silva	BRA	14 Mar 93	31	18	Freddy Williams	CAN	14 Mar 93
WOMEN										
60 Metres	G 20	213	Silke Gladisch	GDR	19 Jan 85	37	107	Gail Devers	USA	5 Mar 04
	M 20	66	Frédérique Bangué	FRA	7 Mar 97	42	308	Merlene Ottey	SLO	14 Mar 03
	F 17	75	Gillian Forde	TTO	19 Jan 85	42	308	Merlene Ottey	SLO	14 Mar 03
	C 15	36	Silviene Krosendijk	ARU	11 Mar 01	43	300	Merlene Ottey	SLO	5 Mar 04
200 Metres	G 22	81	Heike Drechsler	GDR	7 Mar 87	31	8	Natalya Safronnikova	BLR	7 Mar 04
	M 19	22	Grit Breuer	GER	10 Mar 91	32	363	Juliet Campbell	JAM	15 Mar 03
	F 18	268	Fabienne Ficher	FRA	18 Jan 85	32	363	Juliet Campbell	JAM	15 Mar 03
	C 16	244	Céline Pace	MLT	14 Mar 03	35	39	Mary Omagbemi	NGR	14 Mar 03
400 Metres	G 20	118	Diane Dixon	USA	19 Jan 85	32	125	Sandie Richards	JAM	11 Mar 01
	M 20	118	Diane Dixon	USA	19 Jan 85	32	184	Jearl Miles Clark	USA	7 Mar 99
	F 20	118	Diane Dixon	USA	19 Jan 85	32	184	Jearl Miles Clark	USA	7 Mar 99
	C 15	311	Danielle Alakija	FIJ	9 Mar 12	36	309	Marina Stepanova	URS	6 Mar 87
800 Metres	G 20	138	Maria Mutola	MOZ	14 Mar 93	33	136	Maria Mutola	MOZ	12 Mar 06
	M 19	5	Gabriela Sedláková	TCH	7 Mar 87	35	281	Helena Fuchsová	CZE	11 Mar 01
	F 19	5	Gabriela Sedláková	TCH	7 Mar 87	35	281	Helena Fuchsová	CZE	11 Mar 01
	C 17	7	Marlyse Nsourou	GAB	5 Mar 04	38	160	Letitia Vriesde	SUR	14 Mar 03
1500 Metres	G 18	310	Kalkidan Gezahegne	ETH	14 Mar 10	44	271	Yekaterina Podkopayeva	RUS	9 Mar 97
	M 18	310	Kalkidan Gezahegne	ETH	14 Mar 10	44	271	Yekaterina Podkopayeva	RUS	9 Mar 97
	F 16	155	Khadeeja Al-Matari	JOR	19 Jan 85	44	271	Yekaterina Podkopayeva	RUS	9 Mar 97
	C 16	155	Khadeeja Al-Matari	JOR	19 Jan 85	44	271	Yekaterina Podkopayeva	RUS	9 Mar 97

EVENT	AGE	YOUNGEST	COUNTRY DATE	AGE	OLDEST	COUNTRY DATE
3000 Metres	G 19	117 Gabriela Szabo	ROU 11 Mar 95	29 268	Elly van Hulst	NED 4 Mar 89
	M 19	116 Meseret Defar	ETH 15 Mar 03	36 221	Maricica Puică	ROU 7 Mar 87
	F 18	288 Layes Abdullayeva	AZE 13 Mar 10	38 69	Helen Clitheroe	GBR 11 Mar 12
	C 16	353 Etaferahu Tarekegn	ETH 8 Mar 97	38 69	Helen Clitheroe	GBR 11 Mar 12
60m Hurdles	G 23	191 Perdita Felicien	CAN 7 Mar 04	36 117	Gail Devers	USA 16 Mar 03
	M 20	218 Anne Piquereau	FRA 19 Jan 85	37 109	Gail Devers	USA 7 Mar 04
	F 17	190 Aliuska López	CUB 7 Mar 87	37 109	Gail Devers	USA 7 Mar 04
	C 17	189 Aliuska López	CUB 6 Mar 87	37 109	Gail Devers	USA 7 Mar 04
High Jump	G 19	300 Stefka Kostadinova	BUL 19 Jan 85	31 348	Stefka Kostadinova	BUL 8 Mar 97
	M 19	300 Stefka Kostadinova	BUL 19 Jan 85	33 283	Antonietta Di Martino	ITA 10 Mar 12
	F 16	317 Katja Kilpi	FIN 9 Mar 91	35 262	Inga Babakova	UKR 16 Mar 03
	C 16	316 Katja Kilpi	FIN 8 Mar 91	37 270	Venelina Veneva-Mateeva	BUL 9 Mar 12
Pole Vault	G 21	167 Nastja Ryjikh	GER 5 Mar 99	29 282	Yelena Isinbaeva	RUS 11 Mar 12
	M 20	130 Holly Bleasdale	GBR 11 Mar 12	32 347	Stacy Dragila	USA 6 Mar 04
	F 16	75 Amandine Homo	FRA 9 Mar 97	33 2	Kellie Suttle	USA 11 Mar 06
Long Jump	C 16	74 Amandine Homo	FRA 8 Mar 97	33 252	Cassandra Kelly	NZL 8 Mar 97
	G 20	194 Tianna Madison	USA 12 Mar 06	30 147	Marieta Ilcu	ROU 12 Mar 93
	M 20	194 Tianna Madison	USA 12 Mar 06	36 162	Inessa Kravets	UKR 16 Mar 03
	F 17	319 Nicole Boegman	AUS 18 Jan 85	38 186	Valentina Gotovska	LAT 7 Mar 04
	C 17	31 Erica Johansson	SWE 8 Mar 91	38 186	Valentina Gotovska	LAT 7 Mar 04
Triple Jump	G 23	116 Yargelis Savigne	CUB 8 Mar 08	39 209	Yamilé Aldama	GBR 10 Mar 12
	M 19	38 Ren Ruiping	CHN 11 Mar 95	39 209	Yamilé Aldama	GBR 10 Mar 12
	F 19	38 Ren Ruiping	CHN 11 Mar 95	39 209	Yamilé Aldama	GBR 10 Mar 12
	C 17	183 Anja Valant	SLO 10 Mar 95	39 209	Yamilé Aldama	GBR 10 Mar 12
Shot Put	G 22	186 Natalya Lisovskaya	URS 18 Jan 85	37 10	Larisa Peleshenko	RUS 10 Mar 01
	M 20	149 Nadezhda Ostapchuk	BLR 10 Mar 01	37 10	Larisa Peleshenko	RUS 10 Mar 01
	F 20	97 Stephanie Storp	FRG 5 Mar 89	39 323	Li Meisu	CHN 6 Mar 99
	C 16	14 Emel Dereli	TUR 10 Mar 12	39 323	Li Meisu	CHN 6 Mar 99
Pentathlon	G 20	40 Carolina Klüft	SWE 14 Mar 03	31 261	Sabine Braun	GER 7 Mar 97
	M 20	40 Carolina Klüft	SWE 14 Mar 03	33 73	Urszula Włodarczyk	POL 5 Mar 99
	F 20	38 Tatyana Chernova	RUS 7 Mar 08	35 263	Sabine Braun	GER 9 Mar 01
	C 20	38 Tatyana Chernova	RUS 7 Mar 08	35 263	Sabine Braun	GER 9 Mar 01
3000m Walk	G 23	33 Beate Anders	GER 9 Mar 91	29 256	Olga Krishtop	URS 6 Mar 87
	M 18	87 Yan Hong	CHN 18 Jan 85	31 284	Kerry Saxby-Junna	AUS 13 Mar 93
	F 16	214 Symone Olson	NOR 18 Jan 85	39 271	Suzanne Griesbach	FRA 18 Jan 85
4x400m Relay	C 15	47 Kjersti Tysse	NOR 6 Mar 87	41 318	Suzanne Griesbach	FRA 6 Mar 87
	G 19	22 Grit Breuer	GER 10 Mar 91	33 153	Tatyana Alekseyeva	RUS 9 Mar 97
	M 17	225 Angela Moroşanu	ROU 7 Mar 04	34 130	Sandie Richards	JAM 16 Mar 03
	F 17	21 Elena Lavric	ROU 9 Mar 08	34 130	Sandie Richards	JAM 16 Mar 03
	C 17	21 Elena Lavric	ROU 9 Mar 08	34 130	Sandie Richards	JAM 16 Mar 03
Medley Relay	G 23	350 Kim Batten	USA 14 Mar 93	30 225	Joetta Clark	USA 14 Mar 93
	M 17	262 Mame Twumasi	CAN 14 Mar 93	30 225	Joetta Clark	USA 14 Mar 93
	F 17	262 Mame Twumasi	CAN 14 Mar 93	30 225	Joetta Clark	USA 14 Mar 93
	C 17	262 Mame Twumasi	CAN 14 Mar 93	30 225	Joetta Clark	USA 14 Mar 93



PLACING TABLES

Scoring eight points for first place, seven for second, six for third down to one for eighth place. Points are shared in the case of a tie.

Number of World Indoor Games & Championship & non-championship events (1991 Women's TJ & 1993 Combined Events & Medley Relays):

	Men	Women	Totals
Paris 1985	13	11	24
Indianapolis 1987	13	11	24
Budapest 1989	13	11	24
Seville 1991	14	13	27
Toronto 1993	16	15	31
Barcelona 1995	14	13	27
Paris 1997	14	14	28
Maebashi 1999	14	14	28
Lisbon 2001	14	14	28
Birmingham 2003	14	14	28
Budapest 2004	14	14	28
Moscow 2006	13	13	26
Valencia 2008	13	13	26
Doha 2010	13	13	26
Istanbul 2012	13	13	26
Totals	205	196	401

The columns in the overall placing tables do not all add up to 401 because of ties, non-finishers, disqualifications and non-starters.

Where relevant each table is followed by a breakdown of the placings of the constituent states of the former USSR, Czechoslovakia and Yugoslavia. These three competed as single countries up to 1991, 1993 and 2003 respectively before dividing into the independent nations we know today. For Germany, separate placings by the GDR and FRG are given in the yearly tables up to 1989. The unified Germany competed for the first time in 1991.

Paris 1985, Indianapolis 1987, Budapest 1989, Seville 1991, Toronto 1993, Barcelona 1995, Paris 1997, Maebashi 1999, Lisbon 2001, Birmingham 2003, Budapest 2004, Moscow 2006, Valencia 2008, Doha 2010, Istanbul 2012

OVERALL

USA	87	57+1=	55+2=	50+1=	34+1=	35+3=	25+1=	29+1=	202	2030
RUS	48	40+2=	38+1=	27+2=	31	27+1=	19+1=	10	129	1310.5
GER ¹	28	23	26+2=	26+1=	28+1=	19+2=	14	16+2=	79	908.5
GBR	15	27+1=	17+1=	17+1=	22+1=	16+3=	11	6+1=	61	687.5
URS ²	21	17	15+1=	16	7	5+1=	4	3	54	519
CUB	15	16	11+2=	13	18+2=	10	13+1=	7	44	517
FRA	10	9	14+1=	14+1=	15+1=	21+2=	12	14	34	476.5
ESP	2	20	12	14+1=	15+2=	17	12+1=	12+1=	34	458.5
JAM	14	17	7+1=	11+1=	15	11	5	3	39	444
ROU	10	9	7	14+1=	14+1=	9+1=	8	9	26	373.5
UKR	8	11	8	8	11+2=	10+1=	7	12	27	338
ITA	5	5+1=	11	11	12	11	11	5	22	310
POL	2	7	11+2=	14+2=	4+1=	14+3=	6	7	22	308.5
KEN	7	12	11	8	4	5	2	-	30	281
ETH	18	3	8	5	3	3	2	2	29	265
SWE	10	6+1=	7	5	6+1=	6+1=	6	4+1=	24	259
CAN	7	4	14+1=	5	5	8	5	4	26	256
AUS	7	7	5	6	10	8	7	4	19	247
BUL	9	5	8	4	8	8+1=	3	3+1=	22	243
BLR	4	9	7	4	4	9	6	5	20	217
CZE	5	5	9	4+1=	8	6+2=	3	1+1=	19	215
CHN	2	6	5	5+1=	5+1=	4	13	7+1=	13	186.5
MAR	6	5	6	2	7	2	6	7	17	182
POR	4	4	4	6	4	2	5	2	12	148
NED	4	1	3	3	9	8	3	5	8	143
BAH	3	4	8	3+1=	4	-	1	3	15	140.5
NGR	2	6	3	2	8	4	2	3	11	137
GRE	4	3	2	3+2=	3	4	5	2	9	125
IRL	6	2	1+1=	3	4	2	2	3	10	117.5

	Gold	Silver	Bronze	4th	5th	6th	7th	8th	Medals	Points
BRA	3	5	5+1=	-	2	3	2	=1	14	116
TCH ³	2	4	2	5	2	4	1	2	8	105
HUN	1	1	2+1=	4	4+1=	5	3	3	5	96
BEL	1	4	2	2	5	2	3	3	7	93
KAZ	3	4	1	3+1=	1	-	1+1=	1	8	86
RSA	3	4	1+1=	1	1	2	2	3	9	85.5
SLO	-	2	3	5	1	2	3	2	5	75
MOZ	7	1	1	-	-	-	-	-	9	69
FIN	1	-	-	4	4	4	3	3+1=	1	65.5
LAT	-	1	=1	4+1=	2	3	1	3	2	59
SUI	2	1	3	2	=1	1	-	1	6	58.5
AUT	-	3	1	2	2	2	3	1	4	58
DEN	1	3	1	2	2	-	-	2	5	55
NZL	2	1	1	1	2	3	-	-	4	51
YUG ⁴	-	-	2	5	1	3	-	-	2	50
CRO	2	1	2	2	-	-	-	-	5	45
NOR	1	-	2	2	2	-	2	2+1=	3	44.5
ISL	-	2	1	2	2	1	1	1	3	44
TTO	-	2	1	1	1	2	1	2	3	39
EST	-	2	-	2	2	1	2	-	2	39
SUD	2	1	1	1	1	-	-	-	4	38
JPN	-	-	3	-	2	2	1	4	3	38
BRN	-	2	2	-	2	-	-	-	4	34
LTU	-	-	2	2	2	1	-	-	2	33
BER	1	1	1	1	-	-	-	-	3	26
CMR	-	2	-	1	-	1	1	-	2	24
TUR	-	1	1	1	-	2	-	-	2	24
BOT	-	1	-	2	1	1	-	-	1	24
SVK	-	-	-	-	3	1	3	3	0	24
QAT	-	1	1	1	1	-	-	1	2	23
MEX	-	-	2	1+1=	-	-	-	-	2	21
SEN	-	-	1	1	1	1	1	-	1	20
GRN	2	-	-	-	-	1	-	-	2	19
GHA	1	1	-	-	-	-	2	-	2	19
CRC	1	-	-	2	-	-	-	-	1	18
ALG	1	-	1	-	-	-	1	1	2	17
NAM	1	1	-	-	-	-	-	-	2	15
CHI	-	-	1	-	-	2	1	-	1	14
SKN	-	1+1=	-	-	-	-	-	-	2	13.5
ISR	-	-	-	2=	-	1	1	-	0	13.5
CIV	-	1	-	-	-	2	-	-	1	13
DOM	-	-	1	-	1	1	-	-	1	13
CAY	-	1	-	1	-	-	-	-	1	12
BDI	-	1	-	-	1	-	-	-	1	11
SUR	-	-	1	1	-	-	-	-	1	11
TUN	-	-	-	1	-	2	-	-	0	11
CYP	-	-	=1	1	-	-	-	-	1	10.5
IVB	-	-	1	-	-	1	-	-	1	9
TAN	-	-	-	1	-	1	-	-	0	8
BAR	-	1	-	-	-	-	-	-	1	7
PAN	-	1	-	-	-	-	-	-	1	7
KSA	-	-	1	-	-	-	-	1	1	7
ANT	-	-	1	-	-	-	-	-	1	6
COD	-	-	1	-	-	-	-	-	1	6
IND	-	-	-	-	1	-	1	-	0	6
GAB	-	-	=1	-	-	-	-	-	1	5.5
CHA	-	-	-	1	-	-	-	-	0	5
ISV	-	-	-	1	-	-	-	-	0	5
MDA	-	-	-	1	-	-	-	-	0	5
SRI	-	-	-	1	-	-	-	-	0	5
UZB	-	-	-	-	-	-	1+1=	1	0	4.5
DJI	-	-	-	-	1	-	-	-	0	4
GUY	-	-	-	-	1	-	-	-	0	4
KOR	-	-	-	-	1	-	-	-	0	4
ARG	-	-	-	-	-	1	-	1	0	4
ARM	-	-	-	-	-	1	-	1	0	4
COL	-	-	-	-	-	-	2	-	0	4
AZE	-	-	-	-	-	1	-	-	0	3
SLE	-	-	-	-	-	1	-	-	0	3
ZIM	-	-	-	-	-	1	-	-	0	3
MAD	-	-	-	-	-	-	1	1	0	3
UGA	-	-	-	-	-	-	1	1	0	3
SRB	-	-	-	-	-	=1	-	-	0	2.5
HAI	-	-	-	-	-	-	1	-	0	2

1985	Gold	Silver	Bronze	4th	5th	6th	7th	8th	Medals	Points	1985	Gold	Silver	Bronze	4th	5th	6th	7th	8th	Medals	Points
BAH	-	-	-	-	-	-	1	-	0	2	GBR	-	2	-	-	-	-	-	-	2	14
CHI	-	-	-	-	-	-	1	-	0	2	CHN	-	1	-	1	-	-	-	-	1	12
COL	-	-	-	-	-	-	1	-	0	2	SWE	-	1	-	-	1	-	-	-	1	11
JOR	-	-	-	-	-	-	1	-	0	2	BEL	-	1	-	-	-	-	2	-	1	11
NOR	-	-	-	-	-	-	-	2	0	2	HUN	1	-	-	-	-	-	-	-	1	8
EGY	-	-	-	-	-	-	-	1	0	1	NED	1	-	-	-	-	-	-	-	1	8
JPN	-	-	-	-	-	-	-	1	0	1	MAR	-	-	-	-	1	1	-	-	0	7
FIN	-	-	-	-	-	-	-	1=	0	0.5	AUS	-	-	-	-	1	-	1	-	0	6
Totals	24	24	23+3=	22+2=	22	23	15	11+2=	74	831	POL	-	-	1=	-	-	-	-	1	1	6

1. Breakdown of USSR placings:

RUS	2	1	-	4	1	2	-	-	3	53
UKR	1	-	2	-	-	-	-	-	3	20
LAT	-	-	1	-	-	-	-	-	1	6
LTU	-	-	1	-	-	-	-	-	1	6
Totals	3	1	4	4	1	2	-	-	8	85

2. Breakdown of Czechoslovakian placings:

CZE	2	-	1	2	-	1	-	-	3	35
SVK	-	-	-	1	1	-	-	-	0	9
Totals	2	-	1	3	1	1	-	-	3	44

Men Gold Silver Bronze 4 5 6 7 8 Medals Points

FRA	2	1	-	1+1=	2	2	1	1	3	49.5
URS ¹	2	-	2	2	1	-	-	-	4	42
GBR	-	2	2	1	2	1	-	-	4	42
TCH ²	2	-	1	2	1	1	-	-	3	39
ESP	1	3	-	-	-	2	1	1	4	38
USA	-	2	1	1	1	2	-	1+1=	3	36.5
ITA	-	1	1	-	1	3	-	-	2	26
CUB	-	2	1	-	-	-	-	-	3	20
POL	-	-	-	1+1=	1	-	2	-	0	17.5
GDR	1	1	-	-	-	-	-	-	2	15
AUS	1	-	1	-	-	-	-	-	2	14
POR	1	-	-	1	-	-	-	-	1	13
SWE	1	-	-	-	1	-	-	-	1	12
HUN	-	1	-	1	-	-	-	-	1	12
FRG	-	-	-	-	1	1	1	1	0	10
BUL	1	-	-	-	-	-	-	-	1	8
CAN	1	-	-	-	-	-	-	-	1	8
ALG	-	-	1	-	-	-	-	-	1	6
BEL	-	-	1	-	-	-	-	-	1	6
BRA	-	-	1	-	-	-	-	-	1	6
KEN	-	-	1	-	-	-	-	-	1	6
ROU	-	-	-	1	-	-	-	-	0	5
SEN	-	-	-	1	-	-	-	-	0	5
NED	-	-	-	-	1	-	-	-	0	4
CHN	-	-	-	-	-	-	2	-	0	4
DOM	-	-	-	-	-	1	-	-	0	3
CHI	-	-	-	-	-	-	1	-	0	2
EGY	-	-	-	-	-	-	-	1	0	1
JPN	-	-	-	-	-	-	-	1	0	1
NOR	-	-	-	-	-	-	-	1	0	1
FIN	-	-	-	-	-	-	-	1=	0	0.5
Totals	13	13	13	12+2=	12	13	8	7+2=	39	453

1. Breakdown of USSR placings:

RUS	1	-	-	2	1	-	-	-	1	22
UKR	1	-	1	-	-	-	-	-	2	14
LAT	-	-	1	-	-	-	-	-	1	6
Totals	2	-	2	2	1	-	-	-	4	42

2. Breakdown of Czechoslovakian placings:

CZE	2	-	1	1	-	1	-	-	3	30
SVK	-	-	-	1	1	-	-	-	0	9
Totals	2	-	1	2	1	1	-	-	3	39

Women Gold Silver Bronze 4th 5th 6th 7th 8th Medals Points

URS ¹	1	1	2	2	-	2	-	-	4	43
FRA	-	2	2	2	-	1	1	1	4	42
GDR	3	1	-	-	-	-	-	-	4	31
CAN	1	-	3+1=	-	-	-	-	-	5	31
USA	1	-	1	1	2	1	-	1	2	31
ROU	1	1	1	-	1	-	-	-	3	25
ITA	1	1	-	1	-	-	-	-	2	20
NZL	-	-	1	1	1	1	-	-	1	18
BUL	1	-	-	-	1	1	-	-	1	15

GBR	-	2	-	-	-	-	-	-	-	2	14
CHN	-	1	-	1	-	-	-	-	-	1	12
SWE	-	1	-	-	1	-	-	-	-	1	11
BEL	-	1	-	-	-	-	-	2	-	1	11
HUN	1	-	-	-	-	-	-	-	-	1	8
NED	1	-	-	-	-	-	-	-	-	1	8
MAR	-	-	-	-	1	1	-	-	-	0	7
AUS	-	-	-	-	1	-	1	-	-	0	6
POL	-	-	1=	-	-	-	-	-	1	1	6
DEN	-	-	-	1	-	-	-	-	-	0	5
TCH ²	-	-	-	1	-	-	-	-	-	0	5
CUB	-	-	1=	-	-	-	-	-	-	1	5
IND	-	-	-	-	1	-	-	-	-	0	4
ISL	-	-	-	-	1	-	-	-	-	0	4
TAN	-	-	-	-	-	1	-	-	-	0	3
TTO	-	-	-	-	-	1	-	-	-	0	3
TUR	-	-	-	-	-	1	-	-	-	0	3
BAH	-	-	-	-	-	-	1	-	-	0	2
COL	-	-	-	-	-	-	1	-	-	0	2
JOR	-	-	-	-	-	-	1	-	-	0	2
NOR	-	-	-	-	-	-	-	1	-	0	1
Totals	11	11	10+3=	10	10	10	7	4	35	378	

1. Breakdown of USSR placings:

RUS	1	1	-	2	-	2	-	-	2	31
LTU	-	-	1	-	-	-	-	-	1	6
UKR	-	-	1	-	-	-	-	-	1	6
Totals	1	1	2	2	-	2	-	-	4	43

2. Breakdown of Czechoslovakian placings:

CZE	-	-	-	1	-	-	-	-	-	0	5
-----	---	---	---	---	---	---	---	---	---	---	---

INDIANAPOLIS 1987

OVERALL

	Gold	Silver	Bronze	4	5	6	7	8	Medals	Points
USA	6	3	2	4	5	3	3	5	11	141
URS ¹	6	5	4	4	1	-	1	1	15	134
GDR	6	3	-	1	-	-	-	-	9	74
BUL	1	2	2	1	1	1	1	1	5	49
GBR	-	-	1	2	5	2	-	1=	1	42.5
FRA	-	2	1	2	-	1=	1	-	3	34.5
ROU	1	-	1	1	1+1=	-	2	-	2	30.5
TCH ²	-	2	1	2	-	-	-	-	3	30
NED	1	-	1	-	1	2	1	3	2	29
ITA	-	1	2	1	-	-	1	2	3	28
CAN	-	-	2	-	-	4	1	-	2	26
IRL	2	1	-	-	-	-	-	-	3	23
SUI	-	1	-	1	1=	1	-	-	1	18.5
JAM	-	1	1	1	-	-	-	-	2	18
FRG	-	-	1	-	-	1+1=	2	2	1	17.5
AUS	-	-	-	1	2	-	1	-	0	15
BRA	1	-	1	-	-	-	-	-	2	14
CUB	-	1	-	1	-	-	1	-	1	14
ESP	-	1	-	-	1	1	-	-	1	14
NGR	-	1	-	-	1	1	-	-	1	14
HUN	-	-	1	-	-	2	-	-	1	12
YUG ³	-	-	-	1	-	1	-	-	0	8
POL	-	-	-	-	1	1	-	-	0	7
BAH	-	-	1	-	-	-	-	-	1	6
MAR	-	-	1	-	-	-	-	-	1	6
MEX	-	-	1	-	-	-	-	-	1	6
FIN	-	-	-	-	1	-	1	-	0	6
TTO	-	-	-	1	-	-	-	-	0	5
BEL	-	-	-	-	1	-	-	1	0	5
BDI	-	-	-	-	1	-	-	-	0	4
NOR	-	-	-	-	1	-	-	-	0	4
KEN	-	-	-	-	-	1	-	-	0	3
SWE	-	-	-	-	-	1	-	-	0	3
GRE	-	-	-	-	-	-	1	-	0	2
SEN	-	-	-	-	-	-	1	-	0	2
DEN	-	-	-	-	-	-	-	1	0	1
CHN	-	-	-	-	-	-	-	1=	0	0.5
Totals	24	24	24	24	23+2=	22+2=	18	16+2=	72	847

1987	Gold	Silver	Bronze	4th	5th	6th	7th	8th	Medals	Points	1987	Gold	Silver	Bronze	4th	5th	6th	7th	8th	Medals	Points										
1. Breakdown of USSR placings:											USA	-	1	-	1	1	2	3	3	1	31										
RUS	3	3	4	3	1	-	-	-	10	88	ROU	1	-	1	1	1	-	2	-	2	2	27									
UKR	2	2	-	-	-	-	-	1	4	31	CAN	-	-	2	-	-	3	-	-	2	2	21									
KGZ	1	-	-	-	-	-	-	-	1	8	GBR	-	-	-	-	4	1	-	-	0	0	19									
ARM	-	-	-	1	-	-	-	-	0	5	NED	1	-	-	-	1	1	1	1	1	1	18									
LAT	-	-	-	-	-	-	1	-	0	2	JAM	-	1	1	1	-	-	-	-	2	18										
Totals	6	5	4	4	1	-	1	1	15	134	TCH ²	-	1	-	1	-	-	-	-	1	12										
2. Breakdown of Czechoslovakian placings:											FRG	-	-	1	-	-	1	-	1	1	10										
CZE	-	1	1	1	-	-	-	-	2	18	ITA	-	1	-	-	-	-	-	1	1	8										
SVK	-	1	-	1	-	-	-	-	1	12	SUI	-	-	-	1	-	1	-	-	0	8										
Totals	-	2	1	2	-	-	-	-	3	30	AUS	-	-	-	1	-	-	1	-	0	7										
3. Breakdown of Yugoslav placings:											HUN	-	-	1	-	-	-	-	-	1	6										
CRO	-	-	-	1	-	-	-	-	0	5	YUG ³	-	-	-	1	-	-	-	-	0	5										
SRB	-	-	-	-	-	1	-	-	0	3	ESP	-	-	-	-	1	-	-	-	0	4										
Totals	-	-	-	1	-	1	-	-	0	8	NGR	-	-	-	-	1	-	-	-	0	4										
Men	Gold	Silver	Bronze	4	5	6	7	8	Medals	Points	POL	-	-	-	-	1	-	-	0	3											
USA	6	2	2	3	4	1	-	2	10	110	SWE	-	-	-	-	1	-	-	-	0	3										
URS ¹	3	3	1	1	-	-	1	-	7	58	CUB	-	-	-	-	-	-	1	-	0	2										
FRA	-	2	1	2	-	1=	1	-	3	34.5	FIN	-	-	-	-	-	-	1	-	0	2										
GBR	-	-	1	2	1	1	-	1=	1	23.5	Totals	11	11	11	11	11	11	9	8	33	389										
IRL	2	1	-	-	-	-	-	-	3	23	1. Breakdown of USSR placings:																				
ITA	-	-	2	1	-	-	1	1	2	20	RUS	2	1	3	3	3	1	-	-	-	6	60									
TCH ²	-	1	1	1	-	-	-	-	2	18	UKR	1	1	-	-	-	-	-	-	1	2	16									
BRA	1	-	1	-	-	-	-	-	2	14	Totals	3	2	3	3	1	-	-	-	1	8	76									
CUB	-	1	-	1	-	-	-	-	1	12	2. Breakdown of Czechoslovakian placings:																				
NED	-	-	1	-	-	1	-	2	1	11	SVK	-	1	-	-	-	-	-	-	-	1	7									
SUI	-	1	-	-	1=	-	-	-	1	10.5	CZE	-	-	-	1	-	-	-	-	-	0	5									
ESP	-	1	-	-	-	1	-	-	1	10	Totals	-	1	-	1	-	-	-	-	-	1	12									
NGR	-	1	-	-	-	1	-	-	1	10	3. Breakdown of Yugoslav placings:																				
BUL	-	-	-	1	-	1	1	-	0	10	CRO	-	-	-	1	-	-	-	-	-	0	5									
GDR	1	-	-	-	-	-	-	-	1	8	<hr/>																				
AUS	-	-	-	-	2	-	-	-	0	8	BUDAPEST 1989																				
FRG	-	-	-	-	-	1=	2	1	0	7.5	<hr/>																				
BAH	-	-	1	-	-	-	-	-	1	6	OVERALL																				
MAR	-	-	1	-	-	-	-	-	1	6	Gold	Silver	Bronze	4	5	6	7	8	Medals	Points											
MEX	-	-	1	-	-	-	-	-	1	6	URS ¹	4	5	4	3	1	1	1	1	13	116										
HUN	-	-	-	-	-	2	-	-	0	6	USA	4	3	4	5	2	1	1	1	11	116										
TTO	-	-	-	1	-	-	-	-	0	5	FRG	2	2	2	3	4	2	-	-	6	79										
BEL	-	-	-	-	1	-	-	1	0	5	GDR	2	2	4	1	1	-	-	-	8	63										
CAN	-	-	-	-	-	1	1	-	0	5	GBR	1	3	-	1	3	3	1	1	4	58										
BDI	-	-	-	-	1	-	-	-	0	4	CUB	2	1	1	1	2	1	1	-	4	47										
FIN	-	-	-	-	1	-	-	-	0	4	ITA	-	-	3	2	2	-	1	1	3	39										
NOR	-	-	-	-	1	-	-	-	0	4	ROU	1	1	1	1	2	-	-	-	3	34										
POL	-	-	-	-	1	-	-	-	0	4	NED	2	-	-	-	1	1	-	1	2	24										
ROU	-	-	-	-	1=	-	-	-	0	3.5	HUN	-	-	-	2	1	2	1	-	0	22										
KEN	-	-	-	-	-	1	-	-	0	3	JAM	1	1	1	-	-	-	-	-	3	21										
YUG ³	-	-	-	-	-	1	-	-	0	3	ESP	-	1	1	-	-	-	2	3	2	20										
GRE	-	-	-	-	-	-	1	-	0	2	TCH ²	-	1	-	-	1	2	1	1	1	20										
SEN	-	-	-	-	-	-	1	-	0	2	AUS	1	-	-	1	-	1	1	1	1	19										
DEN	-	-	-	-	-	-	-	1	0	1	FRA	-	-	-	-	2	3	1	-	0	19										
CHN	-	-	-	-	-	-	-	1=	0	0.5	POL	-	-	-	1	-	2	1	1	0	14										
Totals	13	13	13	13	12+2=	11+2=	9	8+2=	39	458	YUG ³	-	-	-	2	-	1	-	-	0	13										
1. Breakdown of USSR placings:											IRL	1	-	-	-	1	-	-	-	1	12										
RUS	1	2	1	-	-	-	-	-	4	28	BRA	-	1	-	-	1	-	-	-	1	11										
UKR	1	1	-	-	-	-	-	-	2	15	CHN	-	1	-	-	-	-	1	1	1	10										
KGZ	1	-	-	-	-	-	-	-	1	8	BUL	1	-	-	-	-	-	-	-	1	8										
ARM	-	-	-	1	-	-	-	-	0	5	KEN	1	-	-	-	-	-	-	-	1	8										
LAT	-	-	-	-	-	-	1	-	0	2	MAR	1	-	-	-	-	-	-	-	1	8										
Totals	3	3	1	1	-	-	1	-	7	58	CAN	-	-	1	-	-	-	1	-	1	8										
2. Breakdown of Czechoslovakian placings:											GHA	-	1	-	-	-	-	-	-	-	7										
CZE	-	1	1	-	-	-	-	-	2	13	TTO	-	1	-	-	-	-	-	-	1	7										
SVK	-	-	-	1	-	-	-	-	0	5	NOR	-	-	1	-	-	-	-	-	1	6										
Totals	-	1	1	1	-	-	-	-	2	18	SWE	-	-	1	-	-	-	-	-	1	6										
3. Breakdown of Yugoslav placings:											FIN	-	-	-	1	-	-	-	-	1	0	6									
SRB	-	-	-	-	-	1	-	-	0	3	CHI	-	-	-	-	-	1	-	-	0	3										
Women	Gold	Silver	Bronze	4th	5th	6th	7th	8th	Medals	Points	CIV	-	-	-	-	1	-	-	0	3											
URS ¹	3	2	3	3	1	-	-	1	8	76	Totals	24	24	24	24	24	22	14	13	72	827										
GDR	5	3	-	1	-	-	-	-	8	66	1. Breakdown of USSR placings:																				
BUL	1	2	2	-	1	-	-	1	5	39	RUS	4	3	-	2	1	1	1	-	7	72										
											UKR	-	-	2	1	-	-	-	1	2	18										

1991	Gold	Silver	Bronze	4th	5th	6th	7th	8th	Medals	Points	1991	Gold	Silver	Bronze	4th	5th	6th	7th	8th	Medals	Points	
KAZ	-	-	-	-	-	-	1	-	0	2	AUS	-	1	-	-	-	1	-	-	1	10	
Totals	8	6	3+1=	5	4	2+1=	2	1	18	184	POR	-	-	-	1	1	-	-	-	0	9	
2. Breakdown of Czechoslovakian placings:											TCH ²	-	1	-	-	-	-	-	1	1	8	
CZE	-	1	-	-	-	1	-	-	1	10	ITA	-	-	1	-	-	-	1	-	1	8	
SVK	-	-	-	-	-	-	-	1	0	1	FIN	-	-	-	-	1	1	-	1	0	8	
Totals	-	1	-	-	-	1	-	1	1	11	BUL	-	-	1	-	-	-	-	1=	1	6.5	
3. Breakdown of Yugoslav placings:											SUI	-	-	1	-	-	-	-	-	-	1	6
SRB	-	-	-	1	1	-	-	-	0	9	GBR	-	-	-	-	1	-	1	-	-	0	6
Men	Gold	Silver	Bronze	4	5	6	7	8	Medals	Points	YUG ³	-	-	-	1	-	-	-	-	0	5	
URS ¹	3	3	1+1=	-	2	1	2	-	8	71.5	BAH	-	-	-	-	1	-	-	-	-	0	4
USA	3	1	1	4	1	1+1=	-	2	5	68.5	CAN	-	-	-	-	1	-	-	-	-	0	4
ESP	-	2	1	1	2	-	2	-	3	37	NED	-	-	-	-	1	-	-	-	-	0	4
GER	2	-	-	-	2	-	3	2	2	32	POL	-	-	-	-	-	1=	-	-	-	0	2.5
GBR	-	2	2	-	-	-	-	-	4	26	BRA	-	-	-	-	-	-	-	1=	-	0	0.5
CUB	-	1	1=	1	1	1	-	-	2	24.5	Totals	13	13	13	13	13	11+2=	8	8+2=	39	453	
ITA	-	1	2	-	-	-	1	-	3	21	1. Breakdown of USSR placings:											
CAN	-	-	2	1	-	-	-	1	2	18	RUS	3	2	2	1	2	1=	-	1	7	66.5	
KEN	1	1	-	-	-	-	-	-	2	15	UKR	2	-	-	2	-	1	-	-	2	29	
JAM	1	-	-	-	1	1	-	-	1	15	BLR	-	-	-	2	-	-	-	-	0	10	
IRL	1	-	-	1	-	-	-	1	1	14	URS	-	1	-	-	-	-	-	-	1	7	
FRA	-	-	1	-	-	2	-	-	1	12	Totals	5	3	2	5	2	1+1=	-	1	10	112.5	
AUT	-	1	-	-	1	-	-	-	1	11	2. Breakdown of Czechoslovakian placings:											
SWE	-	-	1	-	-	1	-	-	1	9	CZE	-	1	-	-	-	-	-	-	1	7	
ROU	-	-	-	-	1	1=	1	-	0	8.5	SVK	-	-	-	-	-	-	-	1	0	1	
ALG	1	-	-	-	-	-	-	-	1	8	Totals	-	1	-	-	-	-	-	1	1	8	
BUL	1	-	-	-	-	-	-	-	1	8	3. Breakdown of Yugoslav placing:											
SUI	1	-	-	-	-	-	-	-	1	8	SRB	-	-	-	1	-	-	-	-	0	5	
MAR	-	1	-	-	-	-	-	1	1	8	TORONTO 1993											
CHN	-	-	-	1	-	1	-	-	0	8	OVERALL											
POL	-	1	-	-	-	-	-	-	1	7	Gold	Silver	Bronze	4	5	6	7	8	Medals	Points		
NGR	-	-	1	-	-	-	-	-	1	6	USA	8	4	5	3	3	5	1=	4	17	169.5	
POR	-	-	1	-	-	-	-	-	1	6	RUS	6	4	3	6	2	-	1	-	13	134	
AUS	-	-	-	1	-	-	-	1	0	6	GER	-	3	2	4	2	1	2	3	5	71	
DEN	-	-	-	1	-	-	-	-	0	5	CAN	2	2	1	2	2	-	1	1	5	57	
GRE	-	-	-	1	-	-	-	-	0	5	UKR	1	-	4	3	1	2	-	-	5	57	
ISL	-	-	-	1	-	-	-	-	0	5	CUB	2	-	1	2	3	1	3+1=	1	3	55.5	
NED	-	-	-	-	1	-	-	-	0	4	ROU	2	2	-	1	2	2	1	1	4	52	
NOR	-	-	-	-	1	-	-	-	0	4	GBR	2	2	1	1=	-	2	-	-	5	46.5	
YUG ²	-	-	-	-	1	-	-	-	0	4	FRA	1	1	2	-	1	2	-	1	4	38	
CHI	-	-	-	-	-	1	-	-	0	3	AUS	-	3	1	-	2	-	-	-	4	35	
HUN	-	-	-	-	-	1	-	-	0	3	ITA	1	-	1	1	1	2	1	-	2	31	
TCH ³	-	-	-	-	-	1	-	-	0	3	JAM	2	-	-	-	2	-	-	-	2	24	
TTO	-	-	-	-	1	-	-	-	0	3	ESP	-	-	1	1	1	2	-	-	1	21	
BAH	-	-	-	-	-	-	-	1	0	1	POL	-	2	-	1	-	-	-	-	2	19	
RWA	-	-	-	-	-	-	-	1	0	1	BUL	1	-	-	-	1	1	-	-	1	15	
Totals	14	14	13+2=	13	14	12+2=	9	10	43	489	SWE	-	1	-	-	2	-	2	1	15		
1. Breakdown of USSR placings:											SUI	1	-	1	-	-	-	-	-	2	14	
RUS	1	1	1=	-	-	1	1	-	3	25.5	LAT	-	1	-	-	1	-	-	-	1	11	
BLR	1	-	1	-	1	-	-	-	2	18	CHN	-	-	1	-	-	1	1	-	1	11	
UKR	1	-	-	-	-	-	-	-	1	8	FIN	-	-	-	1	1	-	1	-	0	11	
LAT	-	1	-	-	-	-	-	-	1	7	NED	-	-	-	1	-	1	1	-	0	10	
UZB	-	1	-	-	-	-	-	-	1	7	BEL	-	-	-	1	-	1	-	1	0	9	
URS	-	-	-	-	1	-	-	-	0	4	IRL	1	-	-	-	-	-	-	-	1	8	
KAZ	-	-	-	-	-	-	1	-	0	2	MOZ	1	-	-	-	-	-	-	-	1	8	
Totals	3	3	1+1=	-	2	1	2	-	8	71.5	BDI	-	1	-	-	-	-	-	-	1	7	
2. Breakdown of Yugoslav placing:											BRA	-	1	-	-	-	-	-	-	1	7	
SRB	-	-	-	-	1	-	-	-	0	4	KAZ	-	1	-	-	-	-	-	-	1	7	
3. Breakdown of Czechoslovakian placings:											NAM	-	1	-	-	-	-	-	-	1	7	
CZE	-	-	-	-	-	1	-	-	0	3	NGR	-	1	-	-	-	-	-	-	1	7	
Women											TTO	-	1	-	-	-	-	-	-	1	7	
Gold	Silver	Bronze	4	5	6	7	8	Medals	Points	BLR	-	-	1	-	-	-	-	-	1	7		
URS ¹	5	3	2	5	2	1+1=	-	1	10	112.5	BER	-	-	1	-	-	-	-	-	1	6	
GER	4	1	2	2	-	3	-	-	7	70	CRO	-	-	1	-	-	-	-	-	1	6	
ROU	-	2	3	1	-	2	-	-	5	43	JPN	-	-	1	-	-	-	-	-	1	6	
USA	1	-	1	2	1	1	4	3	2	42	QAT	-	-	1	-	-	-	-	-	1	6	
FRA	1	1	-	-	2	1	-	-	2	26	POR	-	-	-	-	-	-	3	-	0	6	
CHN	1	2	-	-	-	-	1	-	3	24	BAH	-	-	-	1=	-	-	-	-	0	4.5	
CUB	-	-	2	-	2	-	-	1	2	21	DEN	-	-	-	-	1	-	-	-	0	4	
ESP	-	1	-	1	-	1	1	-	1	17	HUN	-	-	-	-	1	-	-	-	0	4	
JAM	1	1	-	-	-	-	-	1	2	16	CIV	-	-	-	-	-	1	-	-	0	3	

1995	Gold	Silver	Bronze	4th	5th	6th	7th	8th	Medals	Points	1997	Gold	Silver	Bronze	4th	5th	6th	7th	8th	Medals	Points
UKR	1	-	-	-	1	-	-	-	1	12	CZE	1	-	2	1	1	-	-	-	3	29
RUS	-	-	1	-	1	-	1=	-	1	11.5	GRE	2	1	-	-	1	-	-	1	3	28
FIN	1	-	-	-	-	1	-	-	1	11	POL	-	-	2	2	-	1=	-	-	2	24.5
KEN	-	1	-	-	-	1	-	-	1	10	MAR	1	1	1	-	-	-	-	1	3	22
YUG ¹	-	-	1	-	-	1	-	-	1	9	ROU	1	-	-	2	-	1	-	-	1	21
JAM	1	-	-	-	-	-	-	-	1	8	ITA	1	-	-	1	-	-	2	-	1	17
KAZ	-	1	-	-	-	-	-	1	1	8	KEN	-	1	1	-	1	-	-	-	2	17
GRE	-	1	-	-	-	-	-	-	1	7	POR	-	-	1	2	-	-	-	-	1	16
NGR	-	1	-	-	-	-	-	-	1	7	CHN	-	-	1	1	1	-	-	1	1	16
CHI	-	-	1	-	-	-	-	-	1	6	ESP	-	-	-	-	3	-	-	1=	0	12.5
JPN	-	-	1	-	-	-	-	-	1	6	CAN	-	-	-	1	1	1	-	-	0	12
RSA	-	-	1=	-	-	-	-	-	1	5.5	ETH	1	-	-	-	-	-	1	1	1	11
AUT	-	-	-	1	-	-	-	-	0	5	AUS	-	1	-	-	1	-	-	-	1	11
IRL	-	-	-	1	-	-	-	-	0	5	NOR	-	-	1	-	-	-	2	1=	1	10.5
POR	-	-	-	1	-	-	-	-	0	5	BUL	1	-	-	-	-	-	-	1	1	9
QAT	-	-	-	1	-	-	-	-	0	5	JPN	-	-	1	-	-	1	-	-	1	9
KOR	-	-	-	-	1	-	-	-	0	4	DEN	1	-	-	-	-	-	-	-	1	8
ROU	-	-	-	-	1	-	-	-	0	4	KAZ	1	-	-	-	-	-	-	-	1	8
ISL	-	-	-	-	-	1	-	-	0	3	MOZ	1	-	-	-	-	-	-	-	1	8
NZL	-	-	-	-	-	1	-	-	0	3	IRL	-	1	-	-	-	-	-	1	1	8
AUS	-	-	-	-	-	-	1	1	0	3	RSA	-	-	-	1	-	1	-	-	0	8
BEL	-	-	-	-	-	-	1	-	0	2	BAH	-	1	-	-	-	-	-	-	1	7
EST	-	-	-	-	-	-	1	-	0	2	BLR	-	1	-	-	-	-	-	-	1	7
CHN	-	-	-	-	-	-	-	1	0	1	EST	-	1	-	-	-	-	-	-	1	7
Totals	14	14	13+2=	13	11+2=	11	9+2=	9	43	478	ISL	-	-	1	-	-	-	-	1	1	7

1. Breakdown of Yugoslav placings:

SRB	-	-	1	-	-	1	-	-	1	9
-----	---	---	---	---	---	---	---	---	---	---

Women Gold Silver Bronze 4 5 6 7 8 Medals Points

RUS	5	2	2	2	3	-	-	-	9	88
USA	1	3	3	1	1	1	2	1	7	64
GER	2	1	3	1	-	2	-	-	6	52
JAM	1	1	-	1	1	2	1	-	2	32
CHN	-	-	1	1	2	-	1	-	1	21
BUL	-	1	1	-	1	-	-	-	2	17
CUB	1	-	-	1	-	1	-	-	1	16
ROU	1	-	-	-	1	-	1	1	1	15
AUS	1	-	-	1	-	-	-	-	1	13
SLO	-	1	1	-	-	-	-	-	2	13
CZE	-	1	-	1	-	-	-	-	1	12
GBR	-	-	-	1	1	-	1	1	0	12
NED	-	-	-	-	2	1	-	1	0	12
BLR	-	-	-	1	-	1	1	-	0	10
ESP	-	-	1	-	-	1	-	-	1	9
FRA	-	-	-	1	-	1	-	1	0	9
MOZ	1	-	-	-	-	-	-	-	1	8
BAH	-	1	-	-	-	-	-	-	1	7
KAZ	-	1	-	-	-	-	-	-	1	7
POR	-	1	-	-	-	-	-	-	1	7
SUR	-	-	1	-	-	-	-	-	1	6
ITA	-	-	-	1	-	-	-	-	0	5
UKR	-	-	-	-	-	1	1	-	0	5
DEN	-	-	-	-	1	-	-	-	0	4
CAN	-	-	-	-	-	1	-	-	0	3
MAR	-	-	-	-	-	-	1	-	0	2
ARG	-	-	-	-	-	-	-	1	0	1
AUT	-	-	-	-	-	-	-	1	0	1
MAD	-	-	-	-	-	-	-	1	0	1
Totals	13	13	13	13	13	12	9	8	39	452

PARIS 1997

OVERALL

	Gold	Silver	Bronze	4	5	6	7	8	Medals	Points
USA	6	2	6+1=	3	3	2	2	-	15	140.5
RUS	3	1	4	1	2	6	1	-	8	88
GER	1	3	1	5	4	1	1	1=	8	81.5
JAM	1	5	-	2	1	-	-	-	6	57
CUB	3	2	-	-	1	1	-	-	5	45
NGR	1	1	2	1	2	-	-	-	4	40
UKR	2	2	-	-	1	-	1	1	4	37
GBR	-	3	-	1	-	2+1=	-	-	3	34.5
FRA	-	1	2+1=	-	1	-	2	2	4	34.5

CZE	1	-	2	1	1	-	-	-	3	29
GRE	2	1	-	-	1	-	-	1	3	28
POL	-	-	2	2	-	1=	-	-	2	24.5
MAR	1	1	1	-	-	-	-	1	3	22
ROU	1	-	-	2	-	1	-	-	1	21
ITA	1	-	-	1	-	-	2	-	1	17
KEN	-	1	1	-	1	-	-	-	2	17
POR	-	-	1	2	-	-	-	-	1	16
CHN	-	-	1	1	1	-	-	1	1	16
ESP	-	-	-	-	3	-	-	1=	0	12.5
CAN	-	-	-	1	1	1	-	-	0	12
ETH	1	-	-	-	-	-	1	1	1	11
AUS	-	1	-	-	1	-	-	-	1	11
NOR	-	-	1	-	-	-	2	1=	1	10.5
BUL	1	-	-	-	-	-	-	1	1	9
JPN	-	-	1	-	-	1	-	-	1	9
DEN	1	-	-	-	-	-	-	-	1	8
KAZ	1	-	-	-	-	-	-	-	1	8
MOZ	1	-	-	-	-	-	-	-	1	8
IRL	-	1	-	-	-	-	-	1	1	8
RSA	-	-	-	1	-	1	-	-	0	8
BAH	-	1	-	-	-	-	-	-	1	7
BLR	-	1	-	-	-	-	-	-	1	7
EST	-	1	-	-	-	-	-	-	1	7
ISL	-	-	1	-	-	-	-	-	1	7
SWE	-	-	-	-	-	1	1	1+1=	0	6.5
YUG ¹	-	-	1	-	-	-	-	-	1	6
BER	-	-	-	1	-	-	-	-	0	5
CRO	-	-	-	1	-	-	-	-	0	5
SUR	-	-	-	1	-	-	-	-	0	5
AUT	-	-	-	-	1	-	-	-	0	4
NED	-	-	-	-	1	-	-	-	0	4
NZL	-	-	-	-	1	-	-	-	0	4
SVK	-	-	-	-	1	-	-	-	0	4
FIN	-	-	-	-	-	1	-	1	0	4
ISR	-	-	-	-	-	1	-	-	0	3
LAT	-	-	-	-	-	1	-	-	0	3
LTU	-	-	-	-	-	1	-	-	0	3
SLE	-	-	-	-	-	1	-	-	0	3
TUN	-	-	-	-	-	1	-	-	0	3
HUN	-	-	-	-	-	-	1	1	0	3
SLO	-	-	-	-	-	-	-	1	0	2
Totals	28	28	27+2=	27	28	23+2=	15	13+4=	85	959

1. Breakdown of Yugoslav placing:

SRB	-	-	1	-	-	-	-	-	1	6
-----	---	---	---	---	---	---	---	---	---	---

Men Gold Silver Bronze 4 5 6 7 8 Medals Points

USA	3	1	4	3	2	1	1	-	8	83
CUB	3	2	-	-	-	-	-	-	5	38
GER	-	1	-	3	2	-	-	1=	1	30.5
RUS	-	1	2	1	-	1	-	-	3	27
JAM	-	2	-	1	1	-	-	-	2	23
MAR	1	1	1	-	-	-	-	1	3	22
NGR	1	-	2	-	-	-	-	-	3	20
GBR	-	2	-	-	-	1+1=	-	-	2	19.5
KEN	-	1	1	-	1	-	-	-	2	17
GRE	1	1	-	-	-	-	-	1	2	16
UKR	1	1	-	-	-	-	-	-	2	15
FRA	-	-	1	-	1	-	1	-	1	12
ETH	1	-	-	-	-	-	1	-	1	10
JPN	-	-	1	-	-	1	-	-	1	9
CAN	-	-	-	1	1	-	-	-	0	9
ESP	-	-	-	-	2	-	-	1=	0	8.5
CZE	1	-	-	-	-	-	-	-	1	8
DEN	1	-	-	-	-	-	-	-	1	8
KAZ	1	-	-	-	-	-	-	-	1	8
RSA	-	-	-	1	-	1	-	-	0	8
POL	-	-	-	1	-	1=	-	-	0	7.5
EST	-	1	-	-	-	-	-	-	1	7
ITA	-	-	-	1	-	-	1	-	0	7
ISL	-	-	1	-	-	-	-	-	1	6
YUG ¹	-	-	1	-	-	-	-	-	1	6
BER	-	-	-	1	-	-	-	-	0	5
CRO	-	-	-	1	-	-	-	-	0	5
NOR	-	-	-	-	-	-	2	1=	0	4.5
AUS	-	-	-	-	1	-	-	-	0	4

1997	Gold	Silver	Bronze	4th	5th	6th	7th	8th	Medals	Points	1999	Gold	Silver	Bronze	4th	5th	6th	7th	8th	Medals	Points	
AUT	-	-	-	-	1	-	-	-	0	4	GRE	1	-	-	1	1	-	-	-	1	17	
NED	-	-	-	-	1	-	-	-	0	4	UKR	1	-	1	-	-	1=	-	-	-	2	16
SVK	-	-	-	-	1	-	-	-	0	4	BAH	-	-	1	2	-	-	-	-	-	1	16
FIN	-	-	-	-	-	1	-	1	0	4	JPN	-	-	-	-	2	1	1	3	0	16	
SWE	-	-	-	-	-	1	-	1=	0	3.5	MAR	-	1	-	-	1	-	1	-	1	13	
ISR	-	-	-	-	-	1	-	-	0	3	CAN	-	-	2	-	-	-	-	1	2	13	
LAT	-	-	-	-	-	1	-	-	0	3	KAZ	1	-	-	1=	-	-	-	-	1	12.5	
TUN	-	-	-	-	-	1	-	-	0	3	ISL	-	1	-	-	1	-	-	-	-	1	11
SLO	-	-	-	-	-	-	1	-	0	2	MEX	-	-	1	1	-	-	-	-	-	1	11
HUN	-	-	-	-	-	-	-	1	0	1	SLO	-	-	-	2	-	-	-	-	-	0	10
IRL	-	-	-	-	-	-	-	-	1	0	NAM	1	-	-	-	-	-	-	-	-	1	8
Totals	14	14	14	14	14	10+2=	7	5+4=	42	476	RSA	1	-	-	-	-	-	-	-	1	8	

1. Breakdown of Yugoslav placing:

SRB	-	-	1	-	-	-	-	-	1	6
-----	---	---	---	---	---	---	---	---	---	---

Women	Gold	Silver	Bronze	4	5	6	7	8	Medals	Points
RUS	3	-	2	-	2	5	1	-	5	61
USA	3	1	2+1=	-	1	1	1	-	7	57.5
GER	1	2	1	2	2	1	1	-	4	51
JAM	1	3	-	1	-	-	-	-	4	34
FRA	-	1	1+1=	-	-	-	1	2	3	22.5
UKR	1	1	-	-	1	-	1	1	2	22
ROU	1	-	-	2	-	1	-	-	1	21
CZE	-	-	2	1	1	-	-	-	2	21
NGR	-	1	-	1	2	-	-	-	1	20
POL	-	-	2	1	-	-	-	-	2	17
POR	-	-	1	2	-	-	-	-	1	16
CHN	-	-	1	1	1	-	-	1	1	16
GBR	-	1	-	1	-	1	-	-	1	15
GRE	1	-	-	-	1	-	-	-	1	12
ITA	1	-	-	-	-	-	1	-	1	10
BUL	1	-	-	-	-	-	-	1	1	9
MOZ	1	-	-	-	-	-	-	-	1	8
AUS	-	1	-	-	-	-	-	-	1	7
BAH	-	1	-	-	-	-	-	-	1	7
BLR	-	1	-	-	-	-	-	-	1	7
IRL	-	1	-	-	-	-	-	-	1	7
CUB	-	-	-	-	1	1	-	-	0	7
NOR	-	-	1	-	-	-	-	-	1	6
SUR	-	-	-	1	-	-	-	-	0	5
ESP	-	-	-	-	1	-	-	-	0	4
NZL	-	-	-	-	1	-	-	-	0	4
CAN	-	-	-	-	-	1	-	-	0	3
LTU	-	-	-	-	-	1	-	-	0	3
SLE	-	-	-	-	-	1	-	-	0	3
SWE	-	-	-	-	-	-	1	1	0	3
HUN	-	-	-	-	-	-	1	-	0	2
ETH	-	-	-	-	-	-	-	1	0	1
ISL	-	-	-	-	-	-	-	1	0	1
Totals	14	14	13+2=	13	14	13	8	8	43	483

MAEBASHI 1999

OVERALL

	Gold	Silver	Bronze	4	5	6	7	8	Medals	Points
USA	3	8	8	3	1	3	-	4	19	160
RUS	3	3	1	2	1	4	3	2	7	85
GER	3	-	3+1=	2	1	2+1=	-	1	7	71
ROU	3	1	-	1	2	1	-	1	4	48
CZE	1	1	2	1	-	1+1=	1	-	4	39
GBR	3	-	2	-	-	-	1	-	5	38
POL	1	2	2	-	1	-	-	-	5	38
JAM	-	-	-	1	5	2	1	-	0	33
ESP	-	1	1	1+1=	1	-	2	1	2	31.5
BUL	1	1	1	1	-	1	1	-	3	31
CUB	2	-	-	1	-	2	1	-	2	29
NGR	-	2	-	1	2	-	1	-	2	29
FRA	1	-	-	1	1	2+1=	-	-	1	25.5
ETH	2	-	1	-	-	-	-	1	3	23
HUN	-	-	1+1=	1	1	-	1	-	2	22.5
AUS	-	1	-	1	1	1	1	-	1	21
KEN	-	2	-	1	-	-	-	-	2	19

GRE	1	-	-	1	1	-	-	-	1	17	
UKR	1	-	1	-	-	1=	-	-	-	2	16
BAH	-	-	1	2	-	-	-	-	-	1	16
JPN	-	-	-	-	2	1	1	3	0	16	
MAR	-	1	-	-	1	-	1	-	1	13	
CAN	-	-	2	-	-	-	-	1	2	13	
KAZ	1	-	-	1=	-	-	-	-	1	12.5	
ISL	-	1	-	-	1	-	-	-	-	1	11
MEX	-	-	1	1	-	-	-	-	-	1	11
SLO	-	-	-	2	-	-	-	-	-	0	10
NAM	1	-	-	-	-	-	-	-	-	1	8
RSA	1	-	-	-	-	-	-	-	-	1	8
ITA	-	-	-	1	-	1	-	-	-	0	8
BAR	-	1	-	-	-	-	-	-	-	1	7
DEN	-	1	-	-	-	-	-	-	-	1	7
EST	-	1	-	-	-	-	-	-	-	1	7
MOZ	-	1	-	-	-	-	-	-	-	1	7
SWE	-	-	-	-	1	1=	-	-	-	0	6
CHN	-	-	-	-	-	1	1	1	0	6	
LTU	-	-	-	1	-	-	-	-	-	0	5
SVK	-	-	-	-	1	-	-	-	1	0	5
AUT	-	-	-	-	-	1	1	-	0	5	
FIN	-	-	-	-	1	-	-	-	0	4	
IRL	-	-	-	-	1	-	-	-	0	4	
POR	-	-	-	-	1	-	-	-	0	4	
ARM	-	-	-	-	-	1	-	-	0	3	
TUN	-	-	-	-	-	1	-	-	0	3	
ZIM	-	-	-	-	-	1	-	-	0	3	
ISR	-	-	-	-	-	-	1	-	0	2	
BLR	-	-	-	-	-	-	-	1	0	1	
Totals	28	28	27+2=	26+2=	27	26+5=	18	17	85	982	

Men	Gold	Silver	Bronze	4	5	6	7	8	Medals	Points
USA	2	6	3	1	-	2	-	2	11	89
GER	1	-	3	1	-	1+1=	-	-	4	36.5
GBR	2	-	2	-	-	-	1	-	4	30
ESP	-	1	1	1+1=	1	-	-	1	2	27.5
CUB	2	-	-	1	-	1	-	-	2	24
ETH	2	-	1	-	-	-	-	-	3	22
POL	1	1	-	-	1	-	-	-	2	19
KEN	-	2	-	1	-	-	-	-	2	19
UKR	1	-	1	-	-	1=	-	-	2	16
JAM	-	-	-	1	2	1	-	-	0	16
FRA	1	-	-	-	-	1+1=	-	-	1	13.5
HUN	-	-	1	1	-	-	1	-	1	13
CZE	-	-	1	1	-	1=	-	-	1	13
RUS	-	1	-	-	-	1	1	-	1	12
JPN	-	-	-	-	2	-	1	1	0	11
NGR	-	-	-	1	1	-	-	-	0	9
NAM	1	-	-	-	-	-	-	-	1	8
RSA	1	-	-	-	-	-	-	-	1	8
ITA	-	-	-	1	-	1	-	-	0	8
ROU	-	-	-	-	1	1	-	1	0	8
BAR	-	1	-	-	-	-	-	-	1	7
DEN	-	1	-	-	-	-	-	-	1	7
EST	-	1	-	-	-	-	-	-	1	7
AUS	-	-	-	1	-	-	1	-	0	7
MEX	-	-	1	-	-	-	-	-	1	6
SWE	-	-	-	-	1	1=	-	-	0	6
BAH	-	-	-	1	-	-	-	-	0	5
SLO	-	-	-	1	-	-	-	-	0	5
KAZ	-	-	-	1=	-	-	-	-	0	4.5
FIN	-	-	-	-	1	-	-	-	0	4
IRL	-	-	-	-	1	-	-	-	0	4
ISL	-	-	-	-	1	-	-	-	0	4
POR	-	-	-	-	1	-	-	-	0	4
ARM	-	-	-	-	-	1	-	-	0	3
TUN	-	-	-	-	-	1	-	-	0	3
ZIM	-	-	-	-	-	1	-	-	0	3
AUT	-	-	-	-	-	-	1	-	0	2
ISR	-	-	-	-	-	-	1	-	0	2
MAR	-	-	-	-	-	-	1	-	0	2
BLR	-	-	-	-	-	-	-	1	0	1
CAN	-	-	-	-	-	-	-	1	0	1
SVK	-	-	-	-	-	-	-	1	0	1
Totals	14	14	14	13+2=	13	12+5=	8	8	42	491

2001	Gold	Silver	Bronze	4th	5th	6th	7th	8th	Medals	Points	2003	Gold	Silver	Bronze	4th	5th	6th	7th	8th	Medals	Points
ITA	-	-	-	1	-	-	-	-	0	5	Men	Gold	Silver	Bronze	4	5	6	7	8	Medals	Points
KAZ	-	-	-	1	-	-	-	-	0	5	USA	6	2	1	-	2	-	-	-	9	76
MDA	-	-	-	1	-	-	-	-	0	5	GBR	1	2	1+1=	2	1	-	-	1	5	48.5
POR	-	-	-	1	-	-	-	-	0	5	ESP	1	2	-	2	-	-	-	1	3	33
SRI	-	-	-	1	-	-	-	-	0	5	KEN	-	1	2	1	-	-	1	-	3	26
TAN	-	-	-	1	-	-	-	-	0	5	RUS	-	2	-	1	-	1	1	-	2	24
NGR	-	-	-	-	1	-	-	1	0	5	FRA	1	-	-	1	-	1	3	-	1	22
POL	-	-	-	-	-	1	-	2	0	5	SWE	2	-	-	-	-	-	2	-	2	20
CUB	-	-	-	-	1	-	-	-	0	4	CUB	-	1	1	1	-	-	-	-	2	18
HUN	-	-	-	-	1=	-	-	-	0	3.5	NED	-	-	1	-	1	2	-	-	1	16
AUS	-	-	-	-	-	1	-	-	0	3	GER	1	1	-	-	-	-	-	-	2	15
TUR	-	-	-	-	-	-	1	-	0	3	UKR	-	-	1	-	2	-	-	1	1	15
LAT	-	-	-	-	-	-	-	1	0	3	CZE	-	-	1	-	1	1	-	-	1	13
IRL	-	-	-	-	-	-	-	1	0	2	IRL	-	-	1=	-	1	1	-	-	1	12.5
GBR	-	-	-	-	-	-	-	-	0	1	ETH	1	-	-	-	1	-	-	-	1	12
Totals	14	13+2=	13	13	12+2=	12	10	9	42	479	FIN	-	-	-	1	-	1	1	-	0	10
											AUS	-	-	-	-	1	2	-	-	0	10
											JAM	1	-	-	-	-	-	-	-	1	8
											DEN	-	1	-	-	-	-	-	1	1	8
											BLR	-	-	1	-	-	-	1	-	1	8
											CMR	-	1	-	-	-	-	-	-	1	7
											SKN	-	1	-	-	-	-	-	-	1	7
											BAH	-	-	1	-	-	-	-	-	1	6
											CHN	-	-	1	-	-	-	-	-	1	6
											MAR	-	-	1	-	-	-	-	-	1	6
											POL	-	-	1	-	-	-	-	-	1	6
											ISL	-	-	-	1	-	-	-	-	0	5
											SLO	-	-	-	1	-	-	-	-	0	5
											YUG ¹	-	-	-	1	-	-	-	-	0	5
											ITA	-	-	-	-	1	-	-	1	0	5
											CAN	-	-	-	-	1	-	-	-	0	4
											HUN	-	-	-	-	1	-	-	-	0	4
											BRA	-	-	-	-	-	1	-	-	0	3
											BUL	-	-	-	-	-	1	-	-	0	3
											LAT	-	-	-	-	-	1	-	-	0	3
											SVK	-	-	-	-	-	-	1	-	0	2
											NGR	-	-	-	-	-	-	-	1	0	1
											ROU	-	-	-	-	-	-	-	1	0	1
											RSA	-	-	-	-	-	-	-	1	0	1
											Totals	14	14	13+2=	12	13	12	10	8	43	475

BIRMINGHAM 2003

OVERALL

	Gold	Silver	Bronze	4	5	6	7	8	Medals	Points
USA	9	3	3	1	3	-	1	-	15	130
RUS	5	5	2	4	2	2	1	-	12	123
GBR	2	3	1+1=	4	2	1	-	1	7	80.5
ESP	1	4	1	2	1=	1	-	1	6	59.5
UKR	-	1	1	1	4+1=	-	1	2	2	41.5
FRA	2	-	1	1	1	1	3	1	3	41
GER	1	1	2	1	1	1	-	-	4	39
SWE	4	-	-	-	-	-	3	-	4	38
BLR	-	2	1	-	1	1	3	-	3	33
JAM	1	1	1	1	-	1	-	-	3	29
ETH	2	-	1	-	1	-	-	-	3	26
KEN	-	1	2	1	-	-	1	-	3	26
CUB	-	1	1	1	-	1	-	-	2	21
SLO	-	-	1	2	-	-	-	-	1	16
MAR	-	-	1	1	1	-	-	1	1	16
NED	-	-	1	-	1	2	-	-	1	16
POL	-	-	2	-	-	1=	-	-	2	14.5
CMR	-	2	-	-	-	-	-	-	2	14
BAH	-	1	1	-	-	-	-	-	2	13
CZE	-	-	1	-	1	1	-	-	1	13
IRL	-	-	1=	-	1	1	-	-	1	12.5
AUT	-	1	-	1	-	-	-	-	1	12
AUS	-	-	-	-	1	2	1	-	0	12
FIN	-	-	-	1	-	1	1	-	0	10
ITA	-	-	-	-	2	-	-	2	0	10
BRA	-	-	1	-	-	1	-	-	1	9
MOZ	1	-	-	-	-	-	-	-	1	8
DEN	-	1	-	-	-	-	-	1	1	8
SKN	-	1	-	-	-	-	-	-	1	7
GRE	-	-	-	-	1	1	-	-	0	7
CHN	-	-	1	-	-	-	-	-	1	6
SEN	-	-	1	-	-	-	-	-	1	6
ROU	-	-	-	-	-	1	-	3	0	6
BUL	-	-	-	-	-	1+1=	-	-	0	5.5
CAY	-	-	-	1	-	-	-	-	0	5
CRO	-	-	-	1	-	-	-	-	0	5
ISL	-	-	-	1	-	-	-	-	0	5
YUG ¹	-	-	-	1	-	-	-	-	0	5
HUN	-	-	-	-	1	-	-	1	0	5
CAN	-	-	-	-	1	-	-	-	0	4
POR	-	-	-	-	1	-	-	-	0	4
LAT	-	-	-	-	-	1	-	-	0	3
ALG	-	-	-	-	-	-	1	-	0	2
IND	-	-	-	-	-	-	1	-	0	2
SVK	-	-	-	-	-	-	-	1	0	2
NGR	-	-	-	-	-	-	-	1	0	1
RSA	-	-	-	-	-	-	-	1	0	1
Totals	28	28	27+2=	26	26+2=	21+2=	18	15	85	953

1. Breakdown of Yugoslav placing:

SRB	-	-	-	1	-	-	-	-	0	5
-----	---	---	---	---	---	---	---	---	---	---

1. Breakdown of Yugoslav placing:

SRB	-	-	-	1	-	-	-	-	0	5
Women	Gold	Silver	Bronze	4	5	6	7	8	Medals	Points
RUS	5	3	2	3	2	1	-	-	10	99
USA	3	1	2	1	1	-	1	-	6	54
GBR	1	1	-	2	1	1	-	-	2	32
ESP	-	2	1	-	1=	1	-	-	3	26.5
UKR	-	1	-	1	2+1=	-	1	1	1	26.5
BLR	-	2	-	-	1	1	2	-	2	25
GER	-	-	2	1	1	1	-	-	2	24
JAM	-	1	1	1	-	1	-	-	2	21
FRA	1	-	1	-	1	-	-	1	2	19
SWE	2	-	-	-	-	-	1	-	2	18
ETH	1	-	1	-	-	-	-	-	2	14
AUT	-	1	-	1	-	-	-	-	1	12
SLO	-	-	1	1	-	-	-	-	1	11
MAR	-	-	-	1	1	-	-	1	0	10
POL	-	-	1	-	-	1=	-	-	1	8.5
MOZ	1	-	-	-	-	-	-	-	1	8
BAH	-	1	-	-	-	-	-	-	1	7
CMR	-	1	-	-	-	-	-	-	1	7
GRE	-	-	-	-	1	1	-	-	0	7
BRA	-	-	1	-	-	-	-	-	1	6
SEN	-	-	1	-	-	-	-	-	1	6
CAY	-	-	-	1	-	-	-	-	0	5
CRO	-	-	-	1	-	-	-	-	0	5
ITA	-	-	-	-	1	-	-	1	0	5
ROU	-	-	-	-	-	1	-	2	0	5
POR	-	-	-	-	1	-	-	-	0	4
CUB	-	-	-	-	-	1	-	-	0	3
BUL	-	-	-	-	-	1=	-	-	0	2.5
ALG	-	-	-	-	-	-	1	-	0	2
AUS	-	-	-	-	-	-	-	1	0	2
IND	-	-	-	-	-	-	-	1	0	2
HUN	-	-	-	-	-	-	-	1	0	1
Totals	14	14	14	14	13+2=	9+2=	8	7	42	478

2006	Gold	Silver	Bronze	4th	5th	6th	7th	8th	Medals	Points	2006	Gold	Silver	Bronze	4th	5th	6th	7th	8th	Medals	Points	
BUL	-	1	-	-	-	2	-	-	1	13	COL	-	-	-	-	-	-	1	-	0	2	
ROU	-	-	-	2	-	1	-	-	0	13	ALG	-	-	-	-	-	-	-	1	0	1	
BRA	-	1	-	-	-	1	1	-	1	12	KSA	-	-	-	-	-	-	-	1	0	1	
BAH	-	-	2	-	-	-	-	-	2	12	Totals	13	13	13	11+5=	11	12	9	7	39	454	
ITA	-	-	1	-	1	-	1	-	1	12	Women	Gold	Silver	Bronze	4	5	6	7	8	Medals	Points	
MAR	-	-	1	-	-	1	1	1	1	12	RUS	6	3	3	2	4	3	-	-	-	12	122
RSA	-	1	-	-	1	-	-	-	1	11	USA	2	2	-	1	-	-	-	5	2	4	47
POR	-	1	-	-	-	1	-	1	1	11	POL	-	1	1	2	-	1	-	-	-	2	26
BEL	-	-	1	-	-	1	-	-	1	9	JAM	-	1	-	1	2	1	-	-	-	1	23
GHA	1	-	-	-	-	-	-	-	1	8	ESP	-	1	2	-	-	1	-	-	-	3	22
GRN	1	-	-	-	-	-	-	-	1	8	GER	-	1	-	2	1	-	-	-	1	1	22
MOZ	1	-	-	-	-	-	-	-	1	8	FRA	-	-	-	3	1	-	-	-	1	0	20
GRE	-	-	-	1	-	-	1	1	0	8	BLR	1	-	1	-	-	1	-	-	-	2	17
GBR	-	-	-	-	-	2	1	-	0	8	UKR	1	-	-	-	1	-	2	-	-	1	16
BOT	-	1	-	-	-	-	-	-	1	7	ETH	1	-	-	1	-	-	-	-	-	1	13
CRO	-	1	-	-	-	-	-	-	1	7	BUL	-	1	-	-	-	2	-	-	-	1	13
DEN	-	1	-	-	-	-	-	-	1	7	CUB	-	-	-	-	3	-	-	-	-	0	12
NED	-	1	-	-	-	-	-	-	1	7	BEL	-	-	1	-	-	1	-	-	-	1	9
PAN	-	1	-	-	-	-	-	-	1	7	MAR	-	-	1	-	-	1	-	-	-	1	9
QAT	-	1	-	-	-	-	-	-	1	7	IRL	1	-	-	-	-	-	-	-	-	1	8
BRN	-	-	1	-	-	-	-	-	1	6	MOZ	1	-	-	-	-	-	-	-	-	1	8
CZE	-	-	1	-	-	-	-	-	1	6	POR	-	1	-	-	-	-	-	-	-	1	8
SUD	-	-	1	-	-	-	-	-	1	6	CRO	-	1	-	-	-	-	-	-	-	1	7
EST	-	-	-	1	-	-	-	-	0	5	NED	-	1	-	-	-	-	-	-	-	1	7
SLO	-	-	-	1	-	-	-	-	0	5	SWE	-	-	1	-	-	-	-	-	1	1	7
TUR	-	-	-	1	-	-	-	-	0	5	BAH	-	-	1	-	-	-	-	-	-	1	6
DOM	-	-	-	-	1	-	-	-	0	4	BRN	-	-	1	-	-	-	-	-	-	1	6
NGR	-	-	-	-	1	-	-	-	0	4	SUD	-	-	1	-	-	-	-	-	-	1	6
ISR	-	-	-	1=	-	-	-	-	0	4	LAT	-	-	-	1	-	-	-	-	-	0	5
MEX	-	-	-	1=	-	-	-	-	0	4	ITA	-	-	-	-	1	-	-	-	-	0	4
CMR	-	-	-	-	-	-	1	-	0	2	GBR	-	-	-	-	-	1	-	-	-	0	3
COL	-	-	-	-	-	-	1	-	0	2	ROU	-	-	-	-	-	1	-	-	-	0	3
KAZ	-	-	-	-	-	-	1	-	0	2	CMR	-	-	-	-	-	-	1	-	-	0	2
ALG	-	-	-	-	-	-	-	1	0	1	GRE	-	-	-	-	-	-	1	-	-	0	2
KSA	-	-	-	-	-	-	-	1	0	1	KAZ	-	-	-	-	-	-	1	-	-	0	2
SVK	-	-	-	-	-	-	-	1	0	1	SVK	-	-	-	-	-	-	-	1	0	1	
TTO	-	-	-	-	-	-	-	1	0	1	TTO	-	-	-	-	-	-	-	1	0	1	
Totals	26	26	26	24+5=	24	25	19	15	78	911	Totals	13	13	13	13	13	13	10	8	39	457	

Men	Gold	Silver	Bronze	4	5	6	7	8	Medals	Points
USA	6	1	2	-	1	-	2	-	9	75
RUS	1	2	3	-	2	2	2	-	6	58
KEN	1	1	2	-	1	-	-	-	4	31
SWE	-	1	1	1	1	-	-	-	2	22
GER	1	-	1	1=	-	1	-	-	2	21
CUB	-	1	1	1	-	-	-	2	2	20
BRA	-	1	-	-	-	1	1	-	1	12
ESP	-	-	-	-	3	-	-	-	0	12
ETH	1	-	-	-	-	1	-	-	1	11
UKR	1	-	-	-	-	1	-	-	1	11
RSA	-	1	-	-	1	-	-	-	1	11
POL	-	1	-	-	-	1	-	1	1	11
ROU	-	-	-	2	-	-	-	-	0	10
JAM	-	-	-	1+1=	-	-	-	-	0	9.5
LAT	-	-	-	1+1=	-	-	-	-	0	9.5
GHA	1	-	-	-	-	-	-	-	1	8
GRN	1	-	-	-	-	-	-	-	1	8
ITA	-	-	1	-	-	-	1	-	1	8
IRL	-	-	-	1	-	1	-	-	0	8
BOT	-	1	-	-	-	-	-	-	1	7
DEN	-	1	-	-	-	-	-	-	1	7
PAN	-	1	-	-	-	-	-	-	1	7
QAT	-	1	-	-	-	-	-	-	1	7
BAH	-	-	1	-	-	-	-	-	1	6
CZE	-	-	1	-	-	-	-	-	1	6
GRE	-	-	-	1	-	-	-	1	0	6
FRA	-	-	-	-	-	2	-	-	0	6
EST	-	-	-	1	-	-	-	-	0	5
SLO	-	-	-	1	-	-	-	-	0	5
TUR	-	-	-	1	-	-	-	-	0	5
GBR	-	-	-	-	-	1	1	-	0	5
DOM	-	-	-	-	1	-	-	-	0	4
NGR	-	-	-	-	1	-	-	-	0	4
ISR	-	-	-	1=	-	-	-	-	0	4
MEX	-	-	-	1=	-	-	-	-	0	4
POR	-	-	-	-	-	-	1	-	0	3
MAR	-	-	-	-	-	-	1	1	0	3

VALENCIA 2008

OVERALL

	Gold	Silver	Bronze	4	5	6	7	8	Medals	Points
USA	5	5	2+1=	1	1	3+1=	1	2	13	117
RUS	4	3	2+1=	1	6	1	4	3	10	113.5
GBR	1	3+1=	-	-	2	2	1	-	5	51.5
ETH	4	1	1	-	-	1	-	-	6	48
CUB	1	1	1	1	1	1	-	2	3	35
UKR	-	1	1	2	-	3	-	1	2	33
ESP	-	-	1	3	1	-	1	2	1	29
POL	-	-	1+1=	1	-	3	1	-	2	27.5
KEN	-	2	-	2	-	-	1	-	2	26
AUS	1	-	1	-	1	2	-	-	2	24
BLR	-	3	-	-	-	-	-	-	3	21
JAM	-	1	-	1	1	1	-	-	1	19
BRA	-	1	1=	-	1	-	1	-	2	18.5
SWE	1	1	-	-	-	-	1	-	2	17
BRN	-	1	1	-	1	-	-	-	2	17
RSA	1	1	-	-	-	-	-	1	2	16
NGR	1	-	-	-	-	2	1	-	1	16
CHN	1	-	1	-	-	-	-	1	2	15
POR	1	-	1	-	-	-	-	1	2	15
KAZ	-	-	1	1	1	-	-	-	1	15
GER	-	-	-	-	2	1	1	1+1=	0	14.5
ITA	-	-	-	1	1	1	1	-	0	14
LAT	-	-	1=	1	-	1	-	-	1	13.5
BEL	1	-	-	1	-	-	-	-	1	13
MAR	-	-	1	-	1	-	1	1	1	13
ROU	-	-	-	1	2	-	-	-	0	13
SUD	1	-	-	-	1	-	-	-	1	12
NZL	1	-	-	-	-	1	-	-	1	11
BUL	-	-	1	-	1	-	-	-	1	10
FRA	-	-	-	2	-	-	-	-	0	10

2008	Gold	Silver	Bronze	4th	5th	6th	7th	8th	Medals	Points	2008	Gold	Silver	Bronze	4th	5th	6th	7th	8th	Medals	Points	
CAN	1	-	-	-	-	-	-	1	1	9	NZL	1	-	-	-	-	1	-	-	1	11	
CRO	1	-	-	-	-	-	-	-	1	8	MAR	-	-	1	-	1	-	-	-	1	10	
CZE	-	-	-	1	-	-	-	1	1=	7.5	POR	1	-	-	-	-	-	-	1	1	9	
GRE	-	1	-	-	-	-	-	-	1	7	KAZ	-	-	-	1	1	-	-	-	0	9	
SKN	-	1=	-	-	-	-	-	-	1	6.5	ITA	-	-	-	-	1	1	1	-	0	9	
BAH	-	-	1	-	-	-	-	-	1	6	AUS	1	-	-	-	-	-	-	-	1	8	
DOM	-	-	1	-	-	-	-	-	1	6	CRO	1	-	-	-	-	-	-	-	1	8	
IVB	-	-	1	-	-	-	-	-	1	6	CZE	-	-	-	1	-	-	1	1=	0	7.5	
KSA	-	-	1	-	-	-	-	-	1	6	BRN	-	1	-	-	-	-	-	-	1	7	
MOZ	-	-	1	-	-	-	-	-	1	6	GRE	-	1	-	-	-	-	-	-	1	7	
SLO	-	-	1	-	-	-	-	-	1	6	CHN	-	-	1	-	-	-	-	1	1	7	
CYP	-	-	1=	-	-	-	-	-	1	5.5	BUL	-	-	1	-	-	-	-	-	1	6	
BOT	-	-	-	1	-	-	-	-	0	5	IVB	-	-	-	1	-	-	-	-	1	6	
CRC	-	-	-	1	-	-	-	-	0	5	MOZ	-	-	1	-	-	-	-	-	1	6	
NED	-	-	-	1	-	-	-	-	0	5	SLO	-	-	1	-	-	-	-	-	1	6	
LTU	-	-	-	-	1	-	-	-	0	4	FRA	-	-	-	1	-	-	-	-	0	5	
SVK	-	-	-	-	1	-	-	-	0	4	JAM	-	-	-	-	1	-	-	-	0	5	
EST	-	-	-	-	-	1	-	-	0	3	KEN	-	-	-	-	1	-	-	-	0	5	
SRB	-	-	-	-	-	-	1=	-	0	2.5	NGR	-	-	-	-	-	1	1	-	0	5	
TTO	-	-	-	-	-	-	-	1	0	2	GER	-	-	-	-	-	1	-	1+1=	0	4.5	
Totals	26	25+2=	22+6=	23	26	24+2=	17	16+2=	81	908	LTU	-	-	-	-	1	-	-	-	0	4	
											SUD	-	-	-	-	1	-	-	-	-	0	4
											LAT	-	-	-	-	-	1	-	-	-	0	3
											TTO	-	-	-	-	-	-	1	-	-	0	2
											RSA	-	-	-	-	-	-	-	1	-	0	1
											Totals	13	13	12+2=	12	13	12	9	8+2=	40	453	

Men	Gold	Silver	Bronze	4	5	6	7	8	Medals	Points	
USA	3	3	1=	1	1	1+1=	1	1	7	68	
RUS	1	1	1=	1	2	1	-	2	3	38.5	
GBR	1	1+1=	-	-	1	2	1	-	3	33.5	
ETH	2	-	1	-	-	1	-	-	3	25	
KEN	-	2	-	1	-	-	1	-	2	21	
SWE	1	1	-	-	-	-	1	-	2	17	
CUB	-	1	-	-	1	1	-	2	1	16	
AUS	-	-	1	-	1	2	-	-	1	16	
RSA	1	1	-	-	-	-	-	-	2	15	
JAM	-	1	-	-	1	1	-	-	1	14	
ESP	-	-	1	1	-	-	1	1	1	14	
POL	-	-	1	1	-	-	1	-	1	13	
NGR	1	-	-	-	-	1	-	-	1	11	
LAT	-	-	1=	1	-	-	-	-	1	10.5	
BRN	-	-	1	-	1	-	-	-	1	10	
GER	-	-	-	-	2	-	1	-	0	10	
CAN	1	-	-	-	-	-	-	1	1	9	
CHN	1	-	-	-	-	-	-	-	1	8	
SUD	1	-	-	-	-	-	-	-	1	8	
BLR	-	1	-	-	-	-	-	-	1	7	
SKN	-	1=	-	-	-	-	-	-	1	6.5	
BAH	-	-	1	-	-	-	-	-	1	6	
DOM	-	-	1	-	-	-	-	-	1	6	
KAZ	-	-	1	-	-	-	-	-	1	6	
KSA	-	-	1	-	-	-	-	-	1	6	
POR	-	-	1	-	-	-	-	-	1	6	
CYP	-	-	1=	-	-	-	-	-	1	5.5	
BOT	-	-	-	1	-	-	-	-	0	5	
CRC	-	-	-	1	-	-	-	-	0	5	
FRA	-	-	-	1	-	-	-	-	0	5	
ITA	-	-	-	1	-	-	-	-	0	5	
NED	-	-	-	1	-	-	-	-	0	5	
BRA	-	-	-	-	1	-	-	-	0	4	
BUL	-	-	-	-	1	-	-	-	0	4	
SVK	-	-	-	-	1	-	-	-	0	4	
EST	-	-	-	-	-	1	-	-	0	3	
UKR	-	-	-	-	-	-	1	-	0	3	
MAR	-	-	-	-	-	-	-	1	1	0	3
SRB	-	-	-	-	-	1=	-	-	0	2.5	
Totals	13	12+2=	10+4=	11	13	12+2=	8	8	41	455	

Women	Gold	Silver	Bronze	4	5	6	7	8	Medals	Points
RUS	3	2	2	-	4	-	4	1	7	75
USA	2	2	2	-	-	2	-	1	6	49
UKR	-	1	1	2	-	2	-	1	2	30
ETH	2	1	-	-	-	-	-	-	3	23
CUB	1	-	1	1	-	-	-	-	2	19
GBR	-	2	-	-	1	-	-	-	2	18
ESP	-	-	-	2	1	-	-	1	0	15
BRA	-	1	1=	-	-	-	1	-	2	14.5
POL	-	-	1=	-	-	3	-	-	1	14.5
BLR	-	2	-	-	-	-	-	-	2	14
BEL	1	-	-	1	-	-	-	-	1	13
ROU	-	-	-	1	2	-	-	-	0	13

DOHA 2010

OVERALL

	Gold	Silver	Bronze	4	5	6	7	8	Medals	Points
USA	8	4	5	3+1=	3	3	1	1	17	165.5
RUS	2	4	3	5	1	1+1=	1	2	9	100
CUB	1	3	1	1	1	-	2	-	5	48
ETH	3	-	2	2	-	-	-	-	5	46
GBR	2	1	1	1	-	1=	2	1	4	41
KEN	-	2	2	1	1	-	-	-	4	35
GER	-	2	1	-	2	1	1	1	3	34
ESP	-	3	-	-	-	2	-	-	3	27
POL	-	-	2	2	-	1	-	-	2	25
AUS	2	-	1	-	-	-	1	-	3	24
CZE	-	-	1	-	4	1=	-	-	1	24
JAM	1	-	1=	-	-	2	2	-	2	23.5
BLR	1	-	1	1	1	-	-	-	2	23
FRA	1	-	-	1	1	1	1	1	1	23
CAN	-	1	2	-	-	1	-	-	3	22
BRA	1	-	1	-	-	1	-	-	2	17
SUD	1	-	-	1	-	-	-	-	1	13
MAR	-	1	-	-	1	-	1	-	1	13
POR	-	1	-	-	1	-	1	-	1	13
BAH	1	-	-	-	1	-	-	-	1	12
UKR	-	1	-	-	-	1	-	2	1	12
RSA	-	1	-	-	-	1	-	1	1	11
KAZ	1	-	-	-	-	-	1=	-	1	9.5
SWE	-	-	-	1	1=	-	-	-	0	8.5
CHN	-	-	-	-	1=	-	2	1	0	8.5
CRO	1	-	-	-	-	-	-	-	1	8
BEL	-	1	-	-	-	-	-	1	1	8
BOT	-	-	-	1	-	1	-	-	0	8
NZL	-	1	-	-	-	-	-	-	1	7
ANT	-	-	1	-	-	-	-	-	1	6
BUL	-	-	1	-	-	-	-	-	1	6
GAB	-	-	1=	-	-	-	-	-	1	5.5
CRC	-	-	-	1	-	-	-	-	0	5
CYP	-	-	-	1	-	-	-	-	0	5
EST	-	-	-	1	-	-	-	-	0	5
QAT	-	-	-	-	1	-	-	1	0	5
SVK	-	-	-	-	-	1	1	-	0	5
GRE	-	-	-	1=	-	-	-	-	0	4.5
GUY	-	-	-	-	1	-	-	-	0	4
IRL	-	-	-	-	1	-	-	-	0	4
ITA	-	-	-	-	1	-	-	-	0	4
LTU	-	-	-	-	1	-	-	-	0	4
UZB	-	-	-	-	-	-	1+1=	-	0	3.5

2012	Gold	Silver	Bronze	4th	5th	6th	Medals	Points		
BAH	-	1	1	-	-	-	1	2	14	
CHN	-	1	-	1=	-	-	1	1	12.5	
ITA	-	-	-	1	1	-	-	0	12	
TTO	-	-	1	-	1	-	-	1	10	
MAR	1	-	-	-	-	-	1	1	9	
BRA	1	-	-	-	-	-	-	1	8	
CRC	1	-	-	-	-	-	-	1	8	
CUB	-	-	-	-	1=	2	-	0	7.5	
AUS	-	1	-	-	-	-	-	1	7	
JAM	-	1	-	-	-	-	-	1	7	
TUR	-	1	-	-	-	-	-	1	7	
UKR	-	1	-	-	-	-	-	1	7	
ESP	-	-	-	1	-	-	2	0	6	
ISV	-	-	-	1	-	-	-	0	5	
BEL	-	-	-	-	1	-	-	0	4	
DJI	-	-	-	-	1	-	-	0	4	
SEN	-	-	-	-	1	-	-	0	4	
ARG	-	-	-	-	-	1	-	0	3	
BLR	-	-	-	-	-	1	-	0	3	
GRN	-	-	-	-	-	1	-	0	3	
CAN	-	-	-	-	-	-	1	0	2	
GHA	-	-	-	-	-	-	1	0	2	
NED	-	-	-	-	-	-	1	0	2	
RSA	-	-	-	-	-	-	1	0	2	
UGA	-	-	-	-	-	-	1	0	2	
Totals	13	13	13	12+2=	11+2=	11+2=	9	9	39	458

Women	Gold	Silver	Bronze	4	5	6	7	8	Medals	Points
USA	3	2	4	2	1	-	-	1	9	77
RUS	1	1+1=	1	1+1=	1	2	1	1	4	49.5
GBR	2	2	2	-	1	-	1	-	6	48
BLR	-	1	1	1	2	1	-	1	2	30
ETH	1	1	1	1	-	1	-	-	3	29
KEN	2	-	-	1	-	-	-	-	2	21
UKR	1	1	-	-	-	-	1	-	2	17
JAM	1	-	-	-	1	-	1	-	1	14
CUB	-	-	1	1	-	-	1	-	1	13
FRA	-	1	-	-	1	-	-	-	1	11
LTU	-	-	1	1	-	-	-	-	1	11
POL	-	-	-	1=	-	1	1	-	0	9.5
GER	-	-	-	1	1	-	-	-	0	9
ROU	-	-	-	1	-	-	2	-	0	9
AUS	1	-	-	-	-	-	-	-	1	8
NZL	1	-	-	-	-	-	-	-	1	8
BEL	-	-	-	-	2	-	-	-	0	8
CIV	-	1	-	-	-	-	-	-	1	7
KAZ	-	1	-	-	-	-	-	-	1	7
MAR	-	1	-	-	-	-	-	-	1	7
TUR	-	-	1	-	-	-	-	-	1	6
BUL	-	-	-	1	-	-	-	1	0	6
CZE	-	-	-	-	-	2	-	-	0	6
ITA	-	1=	-	-	-	-	-	-	1	6
SWE	-	1=	-	-	-	-	-	-	1	6
BAH	-	-	-	-	1	-	-	1	0	5
CHN	-	-	-	-	-	1	1	-	0	5
BRN	-	-	-	-	1	-	-	-	0	4
ESP	-	-	-	-	-	1	-	1	0	4
NGR	-	-	-	-	-	1	-	1	0	4
CAN	-	-	-	-	-	1	-	-	0	3
AUT	-	-	-	-	-	-	1	-	0	2
SUI	-	-	-	-	-	-	-	1	0	1
SVK	-	-	-	-	-	-	-	1	0	1
UZB	-	-	-	-	-	-	-	1	0	1
Totals	13	12+3=	12	11+2=	12	11	10	10	40	453



INDIVIDUAL PLACING TABLES

These tables list every top eight placing by leading competitors at the IAAF World Indoor Championships, scoring eight points for first place, seven for second, six for third down to one for eighth place. Points are shared in the case of a tie. Excluded are medals awarded to those who ran in preliminary rounds only.

COMBINED ALL-TIME PERFORMANCES

Men / Women	Country	Gold	Silver	Bronze	4th	5th	6th	7th	8th	Medals	Points
Natalya Nazarova	RUS	7	2	-	1	-	-	-	-	9	75
Maria Mutola	MOZ	7	1	1	-	-	-	-	-	9	69
Sandie Richards	JAM	3	4	-	-	2	-	-	-	7	60
Merlene Ottey	JAM/SLO	3	2	2	1	-	-	-	-	7	55
Javier Sotomayor	CUB	4	1	1=	1	1=	-	-	-	6	53
Jearl Miles Clark	USA	2	1	3	-	2	-	-	-	6	49
Gail Devers	USA	4	2	-	-	-	-	-	-	6	46
Yelena Isinbaeva	RUS	4	1	-	1	-	-	1	-	5	46
Meseret Defar	ETH	4	1	1	-	-	-	-	-	6	45
Svetlana Goncharenko	RUS	3	2	1	-	-	-	-	-	6	44

Some of the athletes in the table above have relay placings among their totals. The best with individual events only are:

MEN

Javier Sotomayor	CUB	4	1	1=	1	1=	-	-	-	6	53
Iván Pedroso	CUB	5	-	-	-	-	-	-	1	5	41
Stefan Holm	SWE	4	-	-	-	1	1=	-	1=	4	38.5
Roman Šebrle	CZE	2	-	3	-	1	-	-	-	5	38
Yaroslav Rybakov	RUS	1	4	-	-	-	-	1	-	5	38
Colin Jackson	GBR	1	3	-	1	1	-	-	-	4	38
Manuel Martínez	ESP	1	-	1	2	3	-	-	-	2	36
Bernard Lagat	KEN/USA	3	1	-	-	-	1	-	-	4	34
Sergey Bubka	UKR/URS	4	-	-	-	-	-	-	-	4	32
Haile Gebrselassie	ETH	4	-	-	-	-	-	-	-	4	32
Mikhail Shchennikov	RUS/URS	4	-	-	-	-	-	-	-	4	32

WOMEN

Maria Mutola	MOZ	7	1	1	-	-	-	-	-	9	69
Merlene Ottey	JAM/SLO	3	2	2	1	-	-	-	-	7	55
Gail Devers	USA	4	2	-	-	-	-	-	-	6	46
Yelena Isinbaeva	RUS	4	1	-	1	-	-	1	-	5	46
Meseret Defar	ETH	4	1	1	-	-	-	-	-	6	45
Irina Privalova	RUS/URS	3	2	-	-	-	1	-	-	5	41
Nadezhda Ostapchuk	BLR	1	4	-	-	-	1	1	-	5	41
Stefka Kostadinova	BUL	5	-	-	-	-	-	-	-	5	40
Gabriela Szabo	ROU	4	1	-	-	-	-	-	-	5	39
Svetlana Feofanova	RUS	1	1+1	2	-	1	-	-	-	5	37.5

LEADING MEN'S PLACINGS

Javier Sotomayor	CUB	4	1	1=	1	1=	-	-	-	6	53
Iván Pedroso	CUB	5	-	-	-	-	-	-	1	5	41
Stefan Holm	SWE	4	-	-	-	1	1=	-	1=	4	38.5
Milton Campbell	USA	2	2	-	-	2	-	-	-	4	38
Roman Šebrle	CZE	2	-	3	-	1	-	-	-	5	38
Yaroslav Rybakov	RUS	1	4	-	-	-	-	1	-	5	38
Colin Jackson	GBR	1	3	-	1	1	-	-	-	4	38
Manuel Martínez	ESP	1	-	1	2	3	-	-	-	2	36
Bernard Lagat	KEN/USA	3	1	-	-	-	1	-	-	4	34
Davian Clarke	JAM	2	1	1	1	-	-	-	-	4	34
Kevin Little	USA	2	-	3	-	-	-	-	-	5	34
Jamie Baulch	GBR	1	2	1+1	-	-	-	-	-	5	33.5
Sergey Bubka	UKR/URS	4	-	-	-	-	-	-	-	4	32
Haile Gebrselassie	ETH	4	-	-	-	-	-	-	-	4	32
Mikhail Shchennikov	RUS/URS	4	-	-	-	-	-	-	-	4	32
Allen Johnson	USA	3	1	-	-	-	-	-	-	4	31
Bryan Clay	USA	2	2	-	-	-	-	-	-	4	30
Liu Xiang	CHN	1	2	1	-	-	-	1	-	4	30
Chris Brown	BAH	1	-	3	-	1	-	-	-	4	30
Marcus O'Sullivan	IRL	3	-	-	1	-	-	-	-	3	29
Terrence Trammell	USA	2	1	1	-	-	-	-	-	4	29
John Godina	USA	1	2	1	-	-	-	-	-	4	28

Men	Country	Gold	Silver	Bronze	4th	5th	6th	7th	8th	Medals	Points
Daniel Caines	GBR	1	2	-	1	-	-	-	-	3	27
Reese Hoffa	USA	1	2	-	1	-	-	-	-	3	27
Lev Lobodin	RUS/UKR	-	1	2	1	-	1	-	-	3	27
Gennaro Di Napoli	ITA	2	-	-	2	-	-	-	-	2	26
Sunday Bada	NGR	1	2	-	-	1	-	-	-	3	26
Michael McDonald	JAM	1	1	1	1	-	-	-	-	3	26
Yuriy Belonog	UKR	1	-	2	-	1	-	-	2	3	26
Tim Lobinger	GER	1	-	1	-	3	-	-	-	2	26
Anier García	CUB	1	2	-	-	-	1	-	-	3	25
Danny McFarlane	JAM	1	-	2	1	-	-	-	-	3	25
Tomasz Majewski	POL	-	-	2	2	-	1	-	-	2	25
Hicham El Guerrouj	MAR	3	-	-	-	-	-	-	-	3	24
Mark Everett	USA	3	-	-	-	-	-	-	-	3	24
Christian Cantwell	USA	3	-	-	-	-	-	-	-	3	24
Erki Nool	EST	-	2	-	-	2	-	1	-	2	24
Jón Arnar Magnússon	ISL	-	1	1	1	1	-	1	-	2	24
Antonio McKay	USA	2	1	-	-	-	-	-	-	3	23
Mike Conley	USA	2	-	1	-	-	-	-	-	3	22
Jamaal Torrance	USA	2	-	1	-	-	-	-	-	3	22
Bruny Surin	CAN	2	-	-	-	1	-	-	2	2	22
Wilson Kipketer	DEN	1	2	-	-	-	-	-	-	3	22
Mbulaeni Mulaudzi	RSA	1	2	-	-	-	-	-	-	3	22
Yoelbi Quesada	CUB	-	1	1	1	1	-	-	-	2	22
Christian Olsson	SWE	2	-	-	1	-	-	-	-	2	21
Aleksandr Bagach	UKR	1	1	1	-	-	-	-	-	3	21
Patrik Sjöberg	SWE	1	1	1	-	-	-	-	-	3	21
Michael Blackwood	JAM	1	1	1	-	-	-	-	-	3	21
Brad Walker	USA	1	1	1	-	-	-	-	-	3	21
Dwain Chambers	GBR	1	1=	1	-	-	-	-	-	3	20.5
Frank O'Mara	IRL	2	-	-	-	1	-	-	-	2	20
Robert Maćkowiak	POL	1	1	-	1	-	-	-	-	2	20
Jason Gardener	GBR	1	-	2	-	-	-	-	-	3	20
Ade Mafe	GBR	-	2	1	-	-	-	-	-	3	20
Jadel Gregório	BRA	-	2	-	-	-	2	-	-	2	20
Igor Potapovich	KAZ	1	1	-	1=	-	-	-	-	2	19.5
Jason Rouser	USA	2	1	-	-	-	1	-	-	2	19
Rui Silva	POR	1	1	-	-	1	-	-	-	2	19
Ivan Heshko	UKR	1	1	-	-	1	-	-	-	2	19
Khotso Mokoena	RSA	1	1	-	-	1	-	-	-	2	19
Mark McKoy	AUT/CAN	1	-	1	1	-	-	-	-	2	19
Devon Morris	JAM	1	-	-	-	2	1	-	-	1	19
Ian Morris	TTO	-	2	-	1	-	-	-	-	2	19
Johan Wissman	SWE	-	2	-	1	-	-	-	-	2	19
Yoandri Betanzos	CUB	-	1	2	-	-	-	-	-	3	19
Masayoshi Kan	JPN	-	-	2	-	1	1	-	-	2	19
Stanislav Olijar	LAT	-	-	1=	1+1	-	1	-	1	1	19
Most points without a medal:											
Fabrizio Donato	ITA	-	-	-	2	1	1	-	-	-	17
LEADING WOMEN'S PLACINGS (includes relays but not relay reserves)											
Natalya Nazarova	RUS	7	2	-	1	-	-	-	-	9	75
Maria Mutola	MOZ	7	1	1	-	-	-	-	-	9	69
Sandie Richards	JAM	3	4	-	-	2	-	-	-	7	60
Merlene Ottey	JAM/SLO	3	2	2	1	-	-	-	-	7	55
Jearl Miles Clark	USA	2	1	3	-	2	-	-	-	6	49
Gail Devers	USA	4	2	-	-	-	-	-	-	6	46
Yelena Isinbaeva	RUS	4	1	-	1	-	-	1	-	5	46
Meseret Defar	ETH	4	1	1	-	-	-	-	-	6	45
Svetlana Goncharenko	RUS	3	2	1	-	-	-	-	-	6	44
Olga Kotlyarova	RUS	4	1	-	-	1	-	-	-	5	43
Grit Breuer	GER	2	-	3	1	-	1	-	-	5	42
Irina Privalova	RUS/URS	3	2	-	-	-	1	-	-	5	41
Nadezhda Ostapchuk	BLR	1	4	-	-	-	1	1	-	5	41
Stefka Kostadinova	BUL	5	-	-	-	-	-	-	-	5	40
Gabriela Szabo	ROU	4	1	-	-	-	-	-	-	5	39
Olesya Zykina	RUS	4	-	1	-	-	-	-	-	5	38
Svetlana Feofanova	RUS	1	1+1	2	-	1	-	-	-	5	37.5
Violeta Szekely	ROU	-	4	-	1	1	-	-	-	4	37
Svetlana Krivilyova	RUS/URS	3	-	1	-	1	-	-	1	4	35

Women	Country	Gold	Silver	Bronze	4th	5th	6th	7th	8th	Medals	Points
Naide Gomes	POR	2	2	-	-	1	-	-	-	4	34
Inessa Kravets	UKR/URS	2	1	1	1	-	-	-	-	4	34
Blanka Vlašić	CRO	2	1	1	1	-	-	-	-	4	34
Tatyana Lebedeva	RUS	3	1	-	-	-	-	-	-	4	31
Olesya Krasnomovets	RUS	3	1	-	-	-	-	-	-	4	31
Tatyana Kotova	RUS	2	2	-	-	-	-	-	-	4	30
Heike Redetzky	GER	1	1	2	-	-	1	-	-	4	30
Yamilé Aldama	CUB/GBR/SUD	1	1	1	-	1	1	1	-	3	30
Nadine Kleinert	GER	-	1	1	1	3	-	-	-	2	30
Diane Dixon	USA	2	1	1	-	-	-	-	-	4	29
Heike Drechsler	GER	2	1	-	-	1	-	1	-	3	29
Yargelis Savigne	CUB	1	1	-	1	2	-	-	-	2	28
Natalya Dobrynska	UKR	1	2	-	1	-	-	-	-	3	27
Ruth Beitía	ESP	-	1	1	1	1=	1	1	-	2	26.5
Juliet Campbell	JAM	1	1	1	-	1	-	-	-	3	25
Tatyana Chebykina	RUS	3	-	-	-	-	-	-	-	3	24
Christine Wachtel	GER	3	-	-	-	-	-	-	-	3	24
Tatyana Levina	RUS	3	-	-	-	-	-	-	-	3	24
Ionela Tîrlea	ROU	1	-	1	2	-	-	-	-	2	24
Margareta Keszeg	ROU	-	2	1	-	1	-	-	-	3	24
Helena Fuchsová	CZE	-	1	2	1	-	-	-	-	3	24
Marta Domínguez	ESP	-	1	-	2	1	1	-	-	1	24
Ashia Hansen	GBR	2	1	-	-	-	-	-	-	3	23
Angela Williams	USA	2	1	-	-	-	-	-	-	3	23
Valerie Adams/Vili	NZL	2	1	-	-	-	-	-	-	3	23
Yelena Slesarenko	RUS	2	1	-	-	-	-	-	-	3	23
Debbie Dunn	USA	2	1	-	-	-	-	-	-	3	23
Chandra Sturup	BAH	1	1	-	-	2	-	-	-	2	23
Joetta Clark	USA	1	-	2	-	-	1	-	-	3	23
Regina Jacobs	USA	2	-	1	-	-	-	-	-	3	22
Natalya Lisovskaya	URS	2	-	1	-	-	-	-	-	3	22
Kerry Saxby-Junna	AUS	1	2	-	-	-	-	-	-	3	22
Marieta Ilcu	ROU	1	1	1	-	-	-	-	1	3	22
Olga Rypakova	KAZ	1	1	-	1	-	-	1	-	2	22
Stephanie Storp	GER	-	1	-	3	-	-	-	-	1	22
Lidia Okninska	POL	-	-	3	-	-	1	-	1	3	22
Doina Melinte	ROU	2	-	-	1	-	-	-	-	2	21
Nelli Fiere	NED	2	-	-	-	-	1	1	-	2	21
Natasha Hastings	USA	1	1	1	-	-	-	-	-	3	21
Stacy Dragila	USA	1	1	-	1	-	-	-	1	2	21
Glory Alozie	ESP/NGR	-	3	-	-	-	-	-	-	3	21
Inga Babakova	UKR	-	2	1	-	-	-	-	1	3	21
Svetlana Usovich	BLR	-	2	-	-	1	1	-	-	2	21
Yumileidi Cumbá	CUB	-	1	-	-	2	2	-	-	1	21
Liliana Allen	CUB	-	-	1	3	-	-	-	-	1	21
Anna Rogowska	POL	-	1	1	-	-	1+1	1	-	2	20.5
Elly van Hulst	NED	2	-	-	-	-	1	-	1	2	20
Beate Anders	GER	1	1	-	1	-	-	-	-	2	20
Ludmila Formanová	CZE	1	1	-	1	-	-	-	-	2	20
Olga Shishigina	KAZ	1	1	-	1	-	-	-	-	2	20
Gelete Burka	ETH	1	-	2	-	-	-	-	-	3	20
Aliuska López	CUB	1	-	1	-	1	-	1	-	2	20
Deon Hemmings	JAM	1	-	-	1	1	1	-	-	1	20
Anna Kozak	BLR	-	2	1	-	-	-	-	-	3	20
Iva Prandzheva	BUL	-	2	1	-	-	-	-	-	3	20
Ilona Usovich	BLR	-	2	1	-	-	-	-	-	3	20
Monique Hennagan	USA	-	-	2	-	2	-	-	-	2	20
Monika Pyrek	POL	-	-	1+1	1	1=	-	-	-	2	20
Helga Radtke	GER	1	1	-	-	1	-	-	-	2	19
Hasna Benhassi	MAR	1	-	1	-	1	-	-	1	2	19
Natalya Safronnikova	BLR	1	-	1	-	1	-	-	1	2	19
Tia Hellebaut	BEL	1	-	-	-	2	1	-	-	1	19
Tamara Bykova	URS	-	2	-	1	-	-	-	-	2	19
Urszula Włodarczyk	POL	-	1	1	1	-	-	-	1	2	19
Anna Chicherova	RUS	-	1+1	1	-	-	-	-	-	3	19
Carla Sacramento	POR	-	1	-	2	-	-	1	-	1	19
Jenny Meadows	GBR	-	1	-	1	1	1	-	-	1	19
Šárka Kašpárková	CZE	-	-	2	1	-	-	1	-	2	19
Angela Moroşanu	ROU	-	-	1	1	2	-	-	-	1	19
Lacena Golding	JAM	-	-	-	2	-	2	1	1	-	19

WORLD INDOOR RECORDS & BESTS SET

(at World Indoor Games or Championships)

	EVENT	MARK	NAME	COUNTRY	VENUE	DATE
1985 (1 world best)						
Men	400m	45.60	Thomas Schönlebe	GDR	Paris	19 Jan 85
1987 (5 world records)						
Men	60m	6.50	Lee McRae	USA	Indianapolis	7 Mar 87
	5000m Walk	18:27.79	Mikhail Shchennikov	URS	Indianapolis	7 Mar 87
Women	200m	22.27	Heike Drechsler	GDR	Indianapolis	7 Mar 87
	High Jump	2.05	Stefka Kostadinova	BUL	Indianapolis	8 Mar 87
	3000m Walk	12:05.49	Olga Krishtop	URS	Indianapolis	6 Mar 87
1989 (5)						
Men	800m	1:44.84	Paul Ereng	KEN	Budapest	4 Mar 89
	High Jump	2.43	Javier Sotomayor	CUB	Budapest	4 Mar 89
	5000m Walk	18:27.10	Mikhail Shchennikov	URS	Budapest	5 Mar 89
Women	3000m	8:33.82	Elly van Hulst	NED	Budapest	4 Mar 89
	3000m Walk	12:01.65	Kerry Saxby/Junna-Saxby	AUS	Budapest	4 Mar 89
1991 (8)						
Men	5000m Walk	18:23.55	Mikhail Shchennikov	URS	Sevilla	10 Mar 91
	4 x 400m Relay	3:03.05	Germany (Rico Lieder, Jens Carlowitz, Karsten Just, Thomas Schönlebe)	GER	Sevilla	10 Mar 91
Women	200m	22.24	Merlene Ottey	JAM	Sevilla	10 Mar 91
	3000m Walk	11:50.90	Beate Anders	GER	Sevilla	9 Mar 91
	Triple Jump	14.30	Inessa Kravets	URS	Sevilla	9 Mar 91
		14.39	Inessa Kravets	URS	Sevilla	9 Mar 91
		14.44	Inessa Kravets	URS	Sevilla	9 Mar 91
	4 x 400m Relay	3:27.22	Germany (Sandra Seuser, Kathrin Schreiter, Annett Hesselbarth, Grit Breuer)	GER	Sevilla	10 Mar 91
1993 (2)						
Men	Heptathlon	6476	Dan O'Brien (6.67, 7.84, 16.02, 2.13, 7.85, 5.20, 2:57.96)	USA	Toronto	13/14 Mar 93
Women	Triple Jump	14.47	Inessa Kravets	UKR	Toronto	14 Mar 93
1995 (1)						
Women	Triple Jump	15.03	Iolanda Chen	RUS	Barcelona	12 Mar 95
1997 (4)						
Men	800m	1:43.96	Wilson Kipketer	DEN	Paris	7 Mar 97
		1:42.67	Wilson Kipketer	DEN	Paris	7 Mar 97
Women	Pole Vault	4.40	Stacy Dragila	USA	Paris	9 Mar 97
	4 x 400m Relay	3:26.84	Russia (Tatyana Chebykina, Svetlana Goncharenko, Olga Kotlyarova, Tatyana Alekseyeva)	RUS	Paris	9 Mar 97
1999 (2)						
Men	4 x 400m Relay	3:02.83	United States (Andre Morris, Dameon Johnson, Deon Minor, Milton Campbell)	USA	Maebashi	7 Mar 99
Women	4 x 400m Relay	3:24.25	Russia (Tatyana Chebykina, Svetlana Goncharenko, Olga Kotlyarova, Natalya Nazarova)	RUS	Maebashi	7 Mar 99
2001 (None)						
2003 (1)						
Women	Pole Vault	4.80	Svetlana Feofanova	RUS	Birmingham	16 Mar 03
2004 (6)						
Men	Triple Jump	17.83	Christian Olsson	SWE	Budapest	7 Mar 04
Women	Pole Vault	4.86	Yelena Isinbaeva	RUS	Budapest	6 Mar 04
	Triple Jump	15.16	Tatyana Lebedeva	RUS	Budapest	6 Mar 04
		15.25	Tatyana Lebedeva	RUS	Budapest	6 Mar 04
		15.36	Tatyana Lebedeva	RUS	Budapest	6 Mar 04

	EVENT	MARK	NAME	COUNTRY	VENUE	DATE
(2004)	4 x 400m Relay	3:23.88	Russia (Olesya Krasnomovets, Olga Kotlyarova, Tatyana Levina, Natalya Nazarova)	RUS	Budapest	7 Mar 04
2006 (None)						
2008 (None)						
2010 (1)						
Men	Triple Jump	17.90	Teddy Tamgho	FRA	Doha	14 Mar 10
2012 (2)						
Men	Heptathlon	6645	Ashton Eaton (6.79, 8.16, 14.56, 2.03, 7.68, 5.20, 2:32.77)	USA	Istanbul	10 Mar 12
	Pentathlon	5013	Nataliya Dobrynska (8.38, 1.84, 16.51, 6.57, 2:11.15)	UKR	Istanbul	10 Mar 12

DOPING VIOLATIONS AT IAAF WORLD INDOOR CHAMPIONSHIPS

This list shows all athletes to have had their World Indoor Championship performances annulled due to doping violations, committed either at or before the championships. Those shown in bold have been reported since the 2012 edition of this book

	NAME	COUNTRY	EVENT	PLACE	MARK	PRELIMINARIES
1985 (None)						
1987 (2)						
Men	Ben Johnson	CAN	60m	gold	6.41	1h1/6.60, 1s1/6.49
Women	Angella Issajenko	CAN	60m	silver	7.08	2h3/7.10, 2s2/7.15
1989 & 1991 (None)						
1993 (4)						
Men	Daniel Ivanov	BUL	Long Jump	bronze	7.98	2qA/7.95
	Nikolay Raev	BUL	Triple Jump	bronze	17.27	6qB/16.55
Women	Irina Belova	RUS	Pentathlon	1st	4787	8.20, 1.82, 13.51, 6.45, 2:11.11
	Marina Shmonina	RUS	4x400mR	gold	3:28.90	(leg 1/52.37)
			MedleyR	dq	3:49.4	(leg 2-200m/23.0)
1995 (3)						
Women	Lyubov Kremlyova	RUS	1500m	bronze	4:13.19	
	Violeta Beclea	ROU	1500m	4th	4:16.32	
	Larisa Peleshenko	RUS	Shot Put	gold	19.93	
1997 (2)						
Men	Jonathan Nsenga	BEL	60m Hurdles	6th	7.71	2h2/7.61, 3s2/7.60
Women	Mary Slaney	USA	1500m	silver	4:05.22	2h2/4:10.27
1999 (4)						
Men	Rostislav Dimitrov	BUL	Triple Jump	silver	17.05	
Women	Inger Miller	USA	60m	bronze	7.06	1h3/7.07, 1s2/7.03
	Vita Pavlysh	UKR	Shot Put	gold	21.43	
	Irina Korzhanenko	RUS	Shot Put	silver	20.56	
2001 (2)						
Men	Jerome Young	USA	4x400mR	silver	3:04.64	(leg 4/46.23), 2h1/3:06.39 (leg 3/46.64)
Women	Kelli White	USA	200m	2h6	23.81	
			4x400mR	4th	3:32.76	(leg 3/53.61)
2003 (5)						
Men	Jerome Young	USA	4x400mR	gold	3:04.09	(leg 2/46.31), 1h1/3:04.17 (leg 3/46.14)
Women	Zhanna Block	UKR	60m	gold	7.04	1h5/7.16, 1s2/7.08
	Michelle Collins	USA	200m	gold	22.18	1h6/23.01, 1s2/22.31
	Yekaterina Puzanova	RUS	800m	6th	2:00.86	3h1/2:02.65, 3s1/2:00.73
	María Tsiirba	GRE	3000m	8th	8:52.21	5h2/8:52.70

	NAME	COUNTRY	EVENT	PLACE	MARK	PRELIMINARIES
2004 (6)						
Men	Ioan Vieru	ROU	400m	2h2	47.07	
	Abdelkader Hachlaf	MAR	1500m	4th	3:53.22	2h1/3:41.75
	Duane Ross	USA	60mH	dnf/h2	-	
Women	Anastasiya Kapachinskaya	RUS	200m	gold	22.78	1h1/23.10, 1s2/22.86
	Crystal Cox	USA	200m	4s2	23.55	2h3/23.23
	Vita Pavlysh	UKR	Shot Put	gold	20.49	2qB/18.88
2006 (3)						
Men	Andrei Mikhnevich	BLR	Shot Put	silver	21.37	2q/20.35
Women	Zhanna Block	UKR	60m	6th	7.19	2h2/7.26, 3s1/7.19
	Tatyana Kotova	RUS	Long Jump	gold	7.00	1qA/6.73
2008 (5)						
Men	Andrei Mikhnevich	BLR	Shot Put	4th	20.82	5q/20.58
Women	Christy Ekpukhon	NGR	400m	dns/s1	-	3h3/53.34
	Yelena Soboleva	RUS	1500m	gold	3:57.71	2h1/4:07.85
	Yuliya Fomenko	RUS	1500m	silver	3:59.41	1h2/4:05.94
	Bouchra Ghézielle	FRA	1500m	7th	4:08.66	4h2/4:08.83
2010 (9)						
Men	Kevin Rans	BEL	Pole Vault	dnq	5.45	
	Andrei Mikhnevich	BLR	Shot Put	silver	21.68	3qA/20.34
Women	Mounira Al-Saleh	SYR	400m	5h1	54.53	
	Alemitu Bekele	TUR	3000m	5th	8:53.78	3h2/8:48.73
	Anna Alminova	RUS	1500m	7th	4:09.81	2h1/4:12.50
	Anca Heltne	ROU	Shot Put	7th	18.86	3q/19.10
	LaVerne Jones-Ferrette	ISV	60m	silver	7.03	1h3/7.14, 1s2/7.05
	Bobby-Gaye Wilkins	JAM	400m	5s2	52.59	4h2/52.86
			4x400mR	bronze	3:28.49	(leg 1/51.29)
	Yevgeniya Zinurova	RUS	800m	6th	2:01.68	2h1/2:03.44
2012 (8)						
Men	Rabah Yousif	SUD	400m	dq/s2	-	4h2/47.30
Women	Demetra Arachovití	CYP	60mH	4h2	8.49	
	Yelena Arzhakova	RUS	1500m	7th	4:13.04	4h2/4:09.15
	Bimbo Miel Ayedou	BEN	400m	5s3	54.26	4h3/54.44
	Inna Eftimova	BUL	60m	7s2	7.44	2h6/7.35
	Yuliya Rusanova	RUS	800m	6th	2:01.87	1h1/2:00.26
	Anzhelika Shevchenko	UKR	1500m	4h1	4:12.78	
	Nataliya Tobias	UKR	3000m	9th	9:00.78	3h2/9:01.76



RESULTS FROM PAST MAJOR CHAMPIONSHIPS

IAAF WORLD INDOOR GAMES

Paris, France 18/19 Jan 85

IAAF WORLD INDOOR CHAMPIONSHIPS

1, Indianapolis, United States	6-8 Mar 87
2, Budapest, Hungary	3-5 Mar 89
3, Seville (Sevilla), Spain	8-10 Mar 91
4, Toronto, Canada	12-14 Mar 93
5, Barcelona, Spain	10-12 Mar 95
6, Paris, France	7-9 Mar 97
7, Maebashi, Japan	5-7 Mar 99
8, Lisbon (Lisboa), Portugal	9-11 Mar 01
9, Birmingham, Great Britain & NI	14-16 Mar 03
10, Budapest, Hungary	5-7 Mar 04
11, Moscow (Moskva), Russia	10-12 Mar 06
12, Valencia, Spain	7-9 Mar 08
13, Doha, Qatar	12-14 Mar 10
14, Istanbul, Turkey	9-11 Mar 12
15, Sopot, Poland	7-9 Mar 14
16, Portland, United States	2016
17, Birmingham, Great Britain & NI	2018

1997 & 1999 Award money: 1st: \$50,000; 2nd: \$20,000; 3rd: \$10,000.
Relays (shared): 1st: \$60,000; 2nd: \$30,000; 3rd: \$16,000; World Record: \$50,000. (Note: For women's pole vault, 50% reduction in 1997, 25% reduction in 1999)
2001-2010 Award money (Individuals & relays): 1st: \$40,000; 2nd: \$20,000; 3rd: \$10,000; 4th: \$8000; 5th: \$6000; 6th: \$4000. World Record: \$50,000

For each event, the following data are given:

Full results and brief report from each IAAF World Championship event
Reports by Mark Butler (1985-2004) and Richard Hymans (2006-2012)
WR = World Indoor Record

Multiple Medalists:

Athletes having won two or more medals in the event

Most Finals:

Athletes having contested most finals (top eight if straight final) in the event or everyone having contested five or more

Most Appearances:

Athletes having made the most appearances in the event or everyone with six or more

National Placings:

A table of placings by country in the first eight of each final. Point scores are computed by giving six points for first place, five for second etc, down to one for sixth. Placings by the GDR and FRG are given in a single entry for Germany. Ties are denoted by the character "="

Please note that results from the 1985 World Indoor Games and the non-championship women's triple jump of 1991 and heptathlon, pentathlon and medley relays of 1993 are included in these statistics

Rule numbers are given in the event of disqualifications for the 1997 World Indoor Championships or later. These are:

- 40.1 – Doping violation during or in connection with current competition
- 40.8 – Doping violation prior to current competition
- 41.1 – Doping violation any members competing on a relay team
- 149 – Entry to championships on the grounds of invalid performances
 - 162.7 – Two false starts
 - 163.2 – Obstruction
 - 163.3 – Running out of lane
- 170.8 – Outgoing runner in 4x400m relay begins running and/or breaks from lane too early
- 170.13 – Dropped baton not retrieved by the athlete who dropped it

MEN

60 Metres

Paris 1985

Final (Jan 18: Non-championship)

1, Ben Johnson	CAN	6.62
2, Sam Graddy	USA	6.63
3, Ronald Desruelles	BEL	6.68
4, Lincoln Asquith	GBR	6.69
5, Bruno Marie-Rose	FRA	6.73
6, Cameron Sharp	GBR	6.74

At the 1984 Olympic Games, Sam Graddy and Ben Johnson finished second and third behind Carl Lewis. In Paris, the Canadian reversed that order. Graddy got the better start, but Johnson – who had clocked 6.56 just before the Games – edged ahead to win by 0.01. It should be remembered that Johnson has since admitted to doping violations at the time of his Paris win, as noted in further detail below.

A shock elimination was that of 6.57 performer Mel Lattany, who claimed he was distracted at the start of his heat.

First round (Winner & 6 fastest to semi-finals) (Jan 18)

Heat 1: 1, Graddy 6.73; 2, Anri Grigorov BUL 6.83; 3, Shim Duck-Sub KOR 6.89; 4, Paulo Correia BRA 6.91; 5, Lars Pedersen DEN 6.92

Heat 2: 1, Desruelles 6.65; 2, Attila Kovács HUN 6.80; 3, Kaoru Matsubara JPN 6.84; 4, Mel Lattany USA 6.87; 5, John Hunt NZL 6.98; 6, Mohammed Samantar PRY 7.32

Heat 3: 1, Asquith 6.69; 2, A da Silva 6.78 (6.772); 3, Pierfrancesco Pavoni ITA 6.80; 4, Fadi Micaelian LIB 7.21; 5, Martin Muñoz MEX 7.26

Heat 4: 1, Burkart 6.66; 2, Johnson 6.72; 3, Ullo 6.75; 4, Modesto Castillo DOM 6.85; 5, Ernawan Witarsa INA 6.99

Heat 5: 1, Marie-Rose 6.67; 2, Sharp 6.71; 3, Purnomo 6.77; 4, Charles Seck SEN 6.78 (6.774); 5, Faraj Marzouk QAT 6.82

Heat 6: 1, Sharpe 6.68; 2, Richard 6.76; 3, Clayton Kearney AUS 6.92; 4, Nabil Nahri SYR 7.07

Semi-finals (First 3 to final) (Jan 18)

Heat 1: 1, Desruelles 6.62; 2, Graddy 6.65; 3, Asquith 6.66; 4, Tony Sharpe CAN 6.66; 5, Antoine Richard FRA 6.78; 6, Arnaldo da Silva BRA 6.78

Heat 2: 1, Marie-Rose 6.62; 2, Johnson 6.66; 3, Sharp 6.66; 4, Antonio Ullo ITA 6.71; 5, Stefan Burkart SUI 6.77; 6, Mohamed Yuhdi Purnomo INA 6.78

Indianapolis 1987

Final (Mar 7)

1, Lee McRae	USA	6.50 ^{WR}
2, Mark Witherspoon	USA	6.54
3, Pierfrancesco Pavoni	ITA	6.59
4, Antonio Ullo	ITA	6.64
5, Ronald Desruelles	BEL	6.67
=6, Christian Haas	FRG	6.68
Bruno Marie-Rose	FRA	6.68
(1), Ben Johnson	CAN	DQ (6.41)

Johnson, now the world indoor record holder at 6.44, was clearly in superb form. He won his semi-final, easing up, in 6.49. There was drama before the start of the final. First, a twitch by McRae set the field off. Then Johnson got a brilliant and apparently valid start – only for the recall gun to be fired when he was halfway up the track.

While the 20,023 crowd booed, Johnson was penalised for a false start. After studying the reaction times, the judges changed their minds and blamed Haas. When at last there was a valid start, the muscular Canadian was again away blindingly fast. He won by a metre from McRae in a world record of 6.41, and was moving so quickly after the finish that he propelled himself into a somersault over the padded barrier on the edge of the running oval. Johnson was unhurt but was not completely happy, either, estimating that he would have run 6.36 if he had not been recalled from that second start.

In June 1989, Johnson admitted for the first time that he had taken anabolic steroids regularly for six years before his disqualification at the 1988 Olympic Games. The IAAF Council subsequently stripped

him of his world records and 1987 world title. McRae was thus promoted to world indoor champion and his time of 6.50 accorded world record status.

First round (First 2 & 4 fastest to semi-finals) (Mar 6)

Heat 1: 1, Kovács 6.76; 2, John Albertie LCA 6.91; 3, Cyril Briocche SEY 7.11; 4, William George LBR 7.38; Johnson DQ (6.60)

Heat 2: 1, McRae 6.66; 2, Richard 6.71; 3, Wade 6.73; 4, Rick Jones CAN 6.77; 5, Ricardo Chacón CUB 6.79; 6, Esteban Carpio DOM 6.92; 7, Simon Kipkemboi KEN 7.12

Heat 3: 1, Witherspoon 6.66; 2, Simón 6.69; 3, Charles Seck SEN 6.74; 4, Greg Meghoo JAM 6.88; 5, Lars Hummel DEN 6.97; 6, Julien Thode AHO 7.00; 7, Sunday Olweny UGA 7.22; 8, Carl Chicksen ZIM 7.23

Heat 4: 1, Haas 6.66; 2, Marie-Rose 6.67; 3, Mike McFarlane GBR 6.76; 4, Neville Hodge ISV 6.83; 5, Dazel Jules TTO 6.84; 6, Earl Hazel SKN 6.99; 7, Ziad Hanna LIB 7.14

Heat 5: 1, Desruelles 6.64; 2, Li 6.70; 3, Ullo 6.70; 4, Bunney 6.72; 5, Javier Arques ESP 6.75; 6, Greg Barnes ISV 6.85; 7, Sumet Promna THA 7.07; 8, Rodney Cox TKS 7.27

Heat 6: 1, Pavoni 6.64; 2, Atanasov 6.68; 3, Trott 6.69; 4, Orde Ballantyne VIN 7.05; 5, Clifford Mamba SWZ 7.21; 6, Trevor Davis AIA 7.21; Róbson da Silva BRA DNS

Semi-finals (First 4 to final) (Mar 6)

Heat 1: 1, McRae 6.58; 2, Ullo 6.65; 3, Haas 6.67; 4, Valentin Atanasov BUL 6.67; 5, Antoine Richard FRA 6.69; 6, Andrés Simón CUB 6.72; 7, Attila Kovács HUN 6.83; Johnson DQ (6.49)

Heat 2: 1, Witherspoon 6.60; 2, Pavoni 6.66; 3, Marie-Rose 6.66; 4, Desruelles 6.67; 5, Li Tao CHN 6.70; 6, William Trott BER 6.71; 7, Elliot Bunney GBR 6.74; 8, Rohan Wade JAM 6.81

Budapest 1989

Final (Mar 5)

1,	Andrés Simón	CUB	6.52
2,	John Myles-Mills	GHA	6.59
3,	Pierfrancesco Pavoni	ITA	6.61
4,	Antonio Ullo	ITA	6.63
5,	Michael Rosswess	GBR	6.64
6,	Mathias Schlicht	FRG	6.67

Simón became the favourite after the semi-finals, where he won his heat in a personal best of 6.54. The charismatic Cuban, only 1.60m tall, got the best start in the final and was a clear winner in another lifetime best. He proceeded to sprint back down the straight in celebration before running a lap of honour carrying a Cuban flag.

The second heat of the semi-finals produced one of the biggest mass finishes ever at this level – five men within the space of 0.01. One of the unlucky runners was Stanley Floyd, meaning that the United States were unrepresented in a world sprint final for the first time.

First round (Winner & 6 fastest to semi-finals) (Mar 5)

Heat 1: 1, Berger 6.62; 2, Schlicht 6.64; 3, Surin 6.72; 4, Shane Naylor AUS 6.83; Trevor Davis AIA DQ

Heat 2: 1, Chacón 6.62; 2, Ullo 6.64; 3, Alexandr Shlychov URS 6.77; 4, Arnaldo da Silva BRA 6.78; 5, Franz Ratzenberger AUT 6.80; 6, Luís Cunha POR 6.90

Heat 3: 1, Simón 6.62; 2, Ronald Desruelles BEL 6.74; 3, Jiří Hudec TCH 6.76; 4, Shinji Aoto JPN 6.76; 5, Yiannis Zisimides CYP 6.81; 6, Guillermo Saucedo BOL 7.08

Heat 4: 1, Pavoni 6.66; 2, Williams 6.71; 3, Attila Kovács HUN 6.74; 4, Mike McFarlane GBR 6.76; 5, Fabian Whymns BAH 6.79; 6, Ayhan Bodur TUR 7.03

Heat 5: 1, Rosswess 6.64; 2, Wayne Watson JAM 6.80; 3, István Tatár HUN 6.80; 4, Emmanuel Tuffuor GHA 6.85; 5, Jouni Myllymäki FIN 6.86

Heat 6: 1, Floyd 6.63; 2, Myles-Mills 6.64; 3, Kurihara 6.69; 4, Anri Grigorov BUL 6.73; 5, Clinton Bufuku ZAM 7.18; 6, Marco Tamagnini SMR 7.22

Semi-finals (First 3 to final) (Mar 5)

Heat 1: 1, Simón 6.54; 2, Rosswess 6.58; 3, Ullo 6.61; 4, Andreas Berger AUT 6.62; 5, Desai Williams CAN 6.64; 6, Koji Kurihara JPN 6.72

Heat 2: 1, Myles-Mills 6.58; 2, Pavoni 6.58; 3, Schlicht 6.58; 4, Stanley Floyd USA 6.59; 5, Ricardo Chacón CUB 6.59; 6, Bruny Surin CAN 6.61

Seville 1991

Final (Mar 8)

				Reactions
1,	Andre Cason	USA	6.54	0.188
2,	Linford Christie	GBR	6.55	0.149
3,	Chidi Imoh	NGR	6.60	0.188
4,	Ben Johnson	CAN	6.61	0.155
5,	Andrés Simón	CUB	6.61	0.174

6,	Joel Isasi	CUB	6.64	0.170
7,	Vitaliy Savin	URS	6.66	0.165
8,	Bruny Surin	CAN	6.66	0.198

Johnson – making his return to major competition following a two-year suspension – stole the limelight when he stumbled and almost fell at the start of his heat.

The Canadian made the final as a fastest loser, by which time it was clear that the title would go to Cason or Christie. The American got the best start, leaving the much taller Christie little time to try to close the gap. Christie failed to catch Cason by a margin of just 0.007.

First round (First 3 & 6 fastest to semi-finals) (Mar 8)

Heat 1: 1, Rosswess 6.74; 2, Johnson 6.75; 3, Ullo 6.76; 4, Turon 6.76; 5, Einar Thor Einársson ISL 6.91; 6, Lai Cheng-Chuan TPE 6.95; 7, Laurent Kemp LUX 6.97

Heat 2: 1, Savin 6.68; 2, Berger 6.71; 3, Kavaklıoğlu 6.74; 4, Schulte 6.77; 5, Amadou Mbaye SEN 6.98; 6, Guillermo Saucedo BOL 7.20; Domenico Canti SMR DQ

Heat 3: 1, Simón 6.65; 2, Zirignon 6.71; 3, Turay 6.73; 4, Gascon 6.74; 5, Abdullahi Tetengi NGR 6.85; 6, Fernando Botasso BRA 6.93; 7, Clinton Bufuku ZAM 6.96

Heat 4: 1, Imoh 6.69; 2, Huke 6.77; 3, Akogiram 6.80; 4, Valik 6.81; 5, Carlos Moreno CHI 6.86; 6, Carlos Garcia DOM 7.11; 7, Rodney Cox TKS 7.11

Heat 5: 1, Cason 6.52; 2, Isasi 6.63; 3, Seck 6.70; 4, Arnaldo da Silva BRA 6.85; 5, Alfonso Deslander ANG 7.23

Heat 6: 1, Christie 6.61; 2, Surin 6.64; 3, Ratzenberger 6.73; 4, Tuffuor 6.76; 5, Nchinda 6.76; 6, Dudley Den Dulk AHO 7.01; 7, Trevor Davis AIA 7.24

Semi-finals (First 2 & 2 fastest to final) (Mar 8)

Heat 1: 1, Cason 6.55; 2, Isasi 6.63; 3, Michael Rosswess GBR 6.68; 4, Florencio Gascon ESP 6.75; 5, Charles Seck SEN 6.76; 6, Eric Akogyiram GHA 6.77; 7, Jiří Valík TCH 6.79; 8, Michael Huke GER 6.94

Heat 2: 1, Christie 6.56; 2, Imoh 6.60; 3, Johnson 6.63; 4, Andreas Berger AUT 6.68; 5, Luis Turon ESP 6.69; 6, Dietmar Schulte GER 6.75; 7, Sanusi Turay SLE 6.76; 8, Antonio Ullo ITA 6.77

Heat 3: 1, Simón 6.60; 2, Surin 6.61; 3, Savin 6.66; 4, Emmanuel Tuffuor GHA 6.69; 5, Franz Ratzenberger AUT 6.76; 6, Olivier Zirignon CIV 6.80; 7, Sam Nchinda CMR 6.83; 8, Cengiz Kavaklıoğlu TUR 6.84

Toronto 1993

Final (Mar 12)

1,	Bruny Surin	CAN	6.50	0.143
2,	Frankie Fredericks	NAM	6.51	-
3,	Talal Mansoor	QAT	6.57	0.157
4,	Jon Drummond	USA	6.58	0.152
5,	Joel Isasi	CUB	6.61	0.147
6,	Dennis Mitchell	USA	6.62	0.164
7,	Andrés Simón	CUB	6.63	0.138
	Jason John	GBR	DNF	

Surin, eighth in 1991, became Canada's first official World Champion after edging in front of Olympic sprint silver medallist Fredericks in the final 15m. The Haitian-born Canadian, who had clocked 6.45 earlier in the year, equalled the championship record of 6.50 in both heat and semi-final.

In a reference to Ben Johnson, who had subsequently failed another doping test, Surin said "The message I want to send is that some people think that an athlete can't be top without being on drugs but I am the guy saying now it is possible."

First round (First 2 & 4 fastest to semi-finals) (Mar 12)

Heat 1: 1, Venter 6.76; 2, Tuffuor 6.78; 3, Ibrahim Meité CIV 6.82; 4, Damien Marsh AUS 6.83; 5, Steve Lewis MNT 6.91; 6, Miguel Janssen ARU 6.97; 7, Sergey Lopatkin AZE 7.07; 8, Moussa Sawadogo MLI 7.14

Heat 2: 1, Isasi 6.73; 2, Sutherland 6.75; 3, Alexandros Yenovelis GRE 6.77; 4, Vitaliy Savin KAZ 6.79; 5, Ray Stewart JAM 6.85; 6, Shinji Aoto JPN 6.87; 7, Valentin Ngbogo CAF 7.29

Heat 3: 1, Surin 6.59; 2, Cojocar 6.72; 3, Terzian 6.73; 4, Olivier Théophile FRA 6.74; 5, Juan J. Trapero ESP 6.75; 6, Claus Hirsbrø DEN 6.93; 7, Einar Einársson ISL 6.95

Heat 4: 1, Mansoor 6.61; 2, Drummond 6.63; 3, Kjensli 6.73; 4, Stefano Tilli ITA 6.75; 5, Ménélik Lawson TOG 6.91; 6, Cengiz Kavaklıoğlu TUR 6.99

Heat 5: 1, John 6.65; 2, Simón 6.69; 3, Turay 6.72; 4, Porkhomovskiy 6.73; 5, Anvar Kuchmuradov UZB 6.86; 6, Driss Bensadou MAR 6.98; 7, Guillermo Saucedo BOL 7.27

Heat 6: 1, Fredericks 6.60; 2, Mitchell 6.68; 3, Jiří Valík CZE 6.74; 4, Hisatsugu Suzuki JPN 6.78; 5, Sa'ad Marzouk KUW 6.89; 6, Donovan Powell JAM 7.02

Semi-finals (First 3 & 2 fastest to final) (Mar 12)

Heat 1: 1, Surin 6.50; 2, Isasi 6.59; 3, John 6.60; 4, Mitchell 6.61; 5, Aleksandr

Porkhomovskiy RUS 6.68; 6, Daniel Cojocarou ROU 6.72; 7, Sanusi Turay SLE 6.78; 8, Emmanuel Tuffuor GHA 6.79

Heat 2: 1, Fredericks 6.55; 2, Mansoor 6.55; 3, Drummond 6.62; 4, Simón 6.65; 5, Derrick Sutherland CAN 6.71; 6, Kennet Kjensli NOR 6.72; 7, Alexandros Terzian GRE 6.72; 8, Johann Venter RSA 6.77

Barcelona 1995

Final (Mar 10)

1,	Bruny Surin	CAN	6.46	0.122
2,	Darren Braithwaite	GBR	6.51	0.115
3,	Robert Esmie	CAN	6.55	0.126
4,	Maurice Greene	USA	6.59	0.125
5,	Marc Blume	GER	6.59	0.139
6,	Gus Nketia	NZL	6.63	0.123
7,	Patrick Strenius	SWE	6.64	0.138
8,	Vitaliy Savin	KAZ	6.65	0.131

Surin retained his title with a 1995 world best time which was also a championship record. It was another Canadian – Esmie – who got the better start. The Canadian pair were split by Braithwaite, who set a personal best. The other British representative, Michael Rosswess, was less happy. He lost a place in the final on the toss of a coin. Both he and Marc Blume clocked exactly the same time of 6.619 in the semi-finals but there was only room for one of them in the final.

First round (First 2 & 10 fastest to semi-finals) (Mar 10)

Heat 1: 1, Tilli 6.64; 2, Meité 6.66; 3, Gorgani 6.73; 4, Mizera 6.78; 5, Carlos Villaseñor MEX 6.93; 6, Damien Marsh AUS 6.94; Felix Mahama Mabene GEQ DQ

Heat 2: 1, Surin 6.59; 2, Ito 6.68; 3, Henderson 6.71; 4, Hedner 6.72; 5, Aime Issa Nthepe CMR 6.78; 6, Frenk Perri NED 6.82; 7, Khaled Juma BRN 6.97

Heat 3: 1, Braithwaite 6.54; 2, Nketia 6.59; 3, Zisimides 6.67; 4, Janssen 6.75; 5, Peter Pulu NGU 6.79; 6, Frank Amegnigam TOG 6.79; 7, Sanusi Turay SLE 6.82; Geoffrey Walusimbi UGA DQ

Heat 4: 1, Yenovelis 6.64; 2, Savin 6.74; 3, Kennet Kjensli NOR 6.82; =4, Holger Blume GER & Alloke Nicolas CIV 6.86; 6, Marco Belizaire PAN 6.95; 7, Branislav Jajcinin BIH 7.12

Heat 5: 1, Esmie 6.60; 2, M Blume 6.66; 3, Ramirez 6.73; 4, Guims 6.77; 5, Vitaliy Medvedev KAZ 6.86; 6, Haroun Korjie SLE 6.87; 7, Philippe Bejjani LIB 7.26; 8, Cecil Koehling HON 7.59

Heat 6: 1, Strenius 6.64; 2, Cojocarou 6.66; 3, Grigoryev 6.71; 4, Luis Cunha POR 6.78; 5, Valentin Ngobogo CAF 6.91; 6, Abbas Salmanov AZE 7.06; 7, Guillermo Saucedo BOL 7.27

Heat 7: 1, Carrat 6.63; 2, Rosswess 6.68; 3, Greene 6.69; 4, Robinson Urrutia COL 6.89; 5, Robert Chirrop MLT 7.07; 6, Billiaminou Alao BEN 7.17; 7, Robert Tupuhoe PYF 7.28; 8, Illiassou Hassane NIG 7.49

Semi-finals (First 2 & 2 fastest to final) (Mar 10)

Heat 1: 1, Surin 6.51; 2, Nketia 6.60; 3, Michael Rosswess GBR 6.62; 4, Stefano Tilli ITA 6.62; 5, Vince Henderson USA 6.63; 6, Andrey Grigoryev RUS 6.68; 7, Daniel Cojocarou ROU 6.78; 8, Fernando Ramirez NOR 6.79

Heat 2: 1, Esmie 6.58; 2, Greene 6.62; 3, Blume 6.62; 4, Ibrahim Meité CIV 6.63; 5, Sebastien Carrat FRA 6.69; 6, Lars Hedner SWE 6.70; 7, Yiannis Zisimides CYP 6.71; 8, Miguel Janssen ARU 6.83

Heat 3: 1, Braithwaite 6.57; 2, Savin 6.60; 3, Strenius 6.61; 4, Alexandros Yenovelis GRE 6.68; 5, Yoshitaka Ito JPN 6.69; 6, Abdolsadegh Gorgani IRI 6.73; 7, Needy Guims FRA 6.78; 8, Yuriy Mizera RUS 6.89

Paris 1997

Final (Mar 7)

1,	Háris Papadiás	GRE	6.50	0.103
2,	Michael Green	JAM	6.51	0.169
3,	Davidson Ezinwa	NGR	6.52	0.124
4,	Raymond Stewart	JAM	6.55	0.136
5,	Bruny Surin	CAN	6.57	0.135
6,	Patrik Lövgren	SWE	6.61	0.134

On the day that Athens was shortlisted as a candidate for the 2004 Olympic Games, Greece provided the most surprising winner of the Paris World Indoor Championships. Háris Papadiás showed he was a big threat by recovering from a false start to win his semi-final in 6.53. In the final most eyes were on Surin to see if the Canadian could take a third title. In fact he could not even get among the medals.

Green (6.49 in 1997) started best with Papadiás no better than fifth for most of the race. However, the Greek finished faster than anyone else to nip in front at the finish and become the first European winner of this event.

First round (Winner and 8 fastest to semi-finals) (Mar 7)

Heat 1: 1, Ezinwa 6.59; 2, Wells 6.65; 3, Jason Livingston GBR 6.70; 4, Alex Menal FRA 6.72; 5, Watson Nyambek MAS 6.80; Norberto Andeme GEQ DNS

Heat 2: 1, Rurak 6.60; 2, Esmie 6.61; 3, Chen 6.67; 4, Giovanni Puggioni ITA 6.75; 5, Issa Nthepe CMR 6.82; 6, Pascal Dangbo BEN 6.94

Heat 3: 1, Papadiás 6.55; 2, Zisimides 6.64; 3, Stéphane Cali FRA 6.69; 4, Miklós Gyulai HUN 6.82; 5, Hamed Habib KUW 6.92

Heat 4: 1, Gardener 6.56; 2, Nkansah 6.58; 3, Randall Evans USA 6.66; 4, Ivan Slehobr CZE 6.75; 5, Miguel Janssen ARU 6.87

Heat 5: 1, Pavlakákis 6.58; 2, Jean-Olivier Zirignon CIV 6.69; 3, Emmanuel Tuffuor GHA 6.73; 4, Gabriel Simon ARG 6.96; Ato Boldon TTO DNS

Heat 6: 1, Stewart 6.58; 2, Ramirez 6.63; 3, Gus Nketia NZL 6.73; 4, José Illán ESP 6.84; 5, Jorge Polanco ARG 6.85; 6, Patrick Mocchi-Raoumbé GAB 6.88

Heat 7: 1, Surin 6.56; 2, Lövgren 6.58; 3, Ivo Krsek CZE 6.77; 4, Hideki Onohara JPN 6.80; 5, Théodore Haba GUI 6.95

Heat 8: 1, Montgomery 6.58; 2, Ibrahim Meité CIV 6.71; 3, Koji Ito JPN 6.71; 4, Francis Keita SLE 6.95; 5, Mario Bonello MLT 6.97; Kouty Mawenh LBR DNF

Heat 9: 1, Green 6.61; 2, André da Silva BRA 6.70; 3, Frutos Feo ESP 6.73; 4, Valentin Ngobogo CAF 7.04; Ousmane Diarra MLI DNF

Heat 10: 1, Aliu 6.59; 2, Marc Blume GER 6.67; 3, Gábor Dobos HUN 6.76; 4, Dinger Ersoy TUR 6.86; 5, Arnaldo Silva BRA 6.88; 6, Peter Pulu PNG 6.88

Semi-finals (First 2 to final) (Mar 7)

Heat 1: 1, Papadiás 6.53; 2, Stewart 6.54; 3, Robert Esmie CAN 6.54; 4, Eric Nkansah GHA 6.57; 5, Chen Wenzhong CHN 6.67; Deji Aliu NGR DQ (r162.7)

Heat 2: 1, Ezinwa 6.57; 2, Lövgren 6.58; 3, Ángelos Pavlakákis GRE 6.61; 4, Jason Gardener GBR 6.62; 5, Randall Evans USA 6.63; 6, Fernando Ramirez NOR 6.74

Heat 3: 1, Surin 6.50; 2, Green 6.50; 3, Tim Montgomery USA 6.57; 4, Kostya Rurak UKR 6.65; 5, Renward Wells BAH 6.65; 6, Yiannis Zisimides CYP 6.73

Maebashi 1999

Final (Mar 7)

1,	Maurice Greene	USA	6.42	0.126
2,	Tim Harden	USA	6.43	0.119
3,	Jason Gardener	GBR	6.46	0.120
4,	Matt Shirvington	AUS	6.52	0.115
5,	Deji Aliu	NGR	6.58	0.145
6,	Donovan Powell	JAM	6.59	0.107
7,	Jason Livingston	GBR	6.63	0.118
8,	Bruny Surin	CAN	6.64	0.134

Greene was drawn in lane 3 with Gardener in 5 and Harden in 6. The two Americans, both from Kansas, raced clear from the opposition. Greene, the world record holder, appeared to cross the line first though it was hard to judge as the two men were three lanes apart. Gardener was a clear third. The replay confirmed the race had been very close; with Greene winning by just one hundredth.

First round (First 2 and 12 fastest to semi-finals) (Mar 7)

Heat 1: 1, Shirvington 6.52; 2, Gardener 6.54; 3, Schneider 6.59; 4, Chernovol 6.66; 5, Sylla Alseny Kobele GUI 6.97; 6, Timothy Brooks AIA 7.05; De-Von Bean BER DQ (r162.7)

Heat 2: 1, Theodoridis 6.56; 2, Greene 6.56; 3, Livingston 6.60; 4, Santos 6.71; 5, Turay 6.72; 6, Chris Donaldson NZL 6.73; 7, Rolando Blanco GUA 6.82; 8, Brahim Abdoulaye CHA 7.17

Heat 3: 1, Aliu 6.65; 2, Ito 6.68; 3, Dobos 6.71; 4, Renward Wells BAH 6.76; 5, Carlos Gats ARG 6.82; 6, Justin Ayassou TOG 6.82; 7, Mohd Yusof Alias SIN 6.94; Ryszard Pilarczyk POL DNS

Heat 4: 1, Harden 6.51; 2, Powell 6.51; 3, Nowak 6.57; 4, Asahara 6.63; 5, Nyambek 6.68; 6, Sayon Cooper LBR 6.74; 7, Remy Neville DMA 6.98; 8, Norberto Nsue Ondo GEQ 7.27

Heat 5: 1, Grand 6.61; 2, Blume 6.62; 3, Gibbons 6.64; 4, David Baxter AUS 6.72; 5, To Wai Lok HKG 6.76; 6, Stéphane Buckland MRI 6.81; 7, Pascal Dangbo BEN 6.86; 8, Eric Nkansah GHA 6.96

Heat 6: 1, Stewart 6.58; 2, Surin 6.58; 3, Pérez-Rionda 6.59; 4, Medvedev 6.66; 5, Patrick Mocchi-Raoumbé GAB 6.80; 6, Alex Gabito PHI 6.94; 7, Molise Rammita LES 7.30; 8, Sisomphone Vongphakdy LAO 7.31

Semi-finals (First 2 and 2 fastest to final) (Mar 7)

Heat 1: 1, Harden 6.47; 2, Powell 6.50; 3, Aliu 6.50; 4, Koji Ito JPN 6.62; 5, O'Brian Gibbons CAN 6.71; 6, Gennadiy Chernovol KAZ 6.73; 7, Sanusi Turay SLE 6.77; Marcin Nowak POL DNS

Heat 2: 1, Greene 6.45; 2, Livingston 6.54; 3, Surin 6.57; 4, Yeórgos Theodoridis GRE 6.58; 5, Ray Stewart JAM 6.60; 6, Gábor Dobos HUN 6.62; 7, Watson Nyambek MAS 6.66; 8, Patrick Schneider GER 6.68

Heat 3: 1, Gardener 6.49; 2, Shirvington 6.53; 3, Pérez-Rionda CUB 6.58; 4, Marc Blume GER 6.59; 5, Nobuharu Asahara JPN 6.60; 6, Cédric Grand SUI 6.64; 7, Vitaliy Medvedev KAZ 6.65; 8, Diego Santos ESP 6.70

Lisbon 2001

Final (Mar 11)

1,	Tim Harden	USA	6.44	0.135
2,	Tim Montgomery	USA	6.46	0.111
3,	Mark Lewis-Francis	GBR	6.51	0.127
4,	Freddy Mayola	CUB	6.55	0.118
5,	Matt Shirvington	AUS	6.55	0.128
6,	Tim Goebel	GER	6.59	0.153
7,	Yórgos Theodorídes	GRE	6.60	0.122
	Deji Aliu	NGR	DQ (r162.7)	

Maurice Greene decided not to defend his title, despite having equalled the world record at the US Championships ahead of Tim Harden. Yet the United States still took gold and silver medals in Lisbon.

The three semi-final winners were Harden, Montgomery and Aliu. In the 1997 championships, Aliu was disqualified from the semi-final after committing two false starts. In Lisbon, the same thing happened to him in the final to the Nigerian's disgust. The commotion took place in the lane to Harden's left, but it did not seem to affect the American who started well and won easing up from Montgomery.

The revelation of the race was Mark Lewis-Francis, the 2000 World Junior Champion at 100m and still only 18. Drawn in the lane between the Americans, the British teenager won the bronze with a world junior indoor best (and now an official IAAF world junior indoor record). At 18 years 188 days, he became, for the time being, the youngest ever male medallist in the history of the championships starting in 1987.

First round (Winner & 8 fastest to semi-finals) (Mar 11)

Heat 1: 1, Theodorídes 6.65; 2, Kawabata 6.82; 3, Konstantin Rurak UKR 6.83; 4, Peter Pulu PNG 6.89; 5, Vahagn Javakhyan ARM 6.99; 6, Diego Ferreira PAR 7.04; 7, Sunday Emmanuel NGR 7.18; 8, Timothy Brooks AIA 7.34

Heat 2: 1, Pavlakákis 6.59; 2, Krzywański 6.71; 3, Christian Malcolm GBR 6.77; 4, Rolando Blanco GUA 6.82; 5, Slaven Krajačić CRO 6.86; 6, Erol Mutlusoy TUR 6.95; 7, Youssef El-Harress LIB 7.10; 8, Jean-Marie Vianney Mouanada CGO 7.43

Heat 3: 1, Montgomery 6.60; 2, Mayola 6.63; 3, Frederick 6.75; 4, Ibrahim Meité CIV 6.77; 5, Dmitriy Vasilyev RUS 6.78; 6, Sayon Cooper LBR 6.91

Heat 4: 1, Harden 6.67; 2, Macrozonaris 6.70; 3, Wijmeersch 6.70; 4, Matic Šušteršič SLO 6.77; 5, Chiang Wai Hung HKG 6.81; 6, Eric Nkansah GHA 6.97; 7, Somphavanh Soukalune LAO 7.29

Heat 5: 1, José 6.65; 2, Éyana 6.65; 3, Verdecchia 6.71; 4, Carlos Santos PUR 6.82; 5, Idrissa Sanou BUR 6.95; 6, Gian Nicola Berardi SMR 7.00; 7, Dylan Menzies NFI 7.38; Leonard Myles-Mills GHA DNS

Heat 6: 1, Aliu 6.62; 2, Cali 6.66; 3, Asahara 6.66; 4, Chernovol 6.70; 5, Rachid Chouhal MLT 6.87; 6, Ahmad Nasr Ahmad EGY 6.89; 7, Rueben Apuri SOL 7.09

Heat 7: 1, Johnson 6.72; 2, Acman 6.73; 3, Bongelo 6.74; 4, Bychkov 6.74; 5, Watson Nyambek MAS 6.94; 6, Patrick Mucci-Raoumbé GAB 7.00; 7, Arben Maka ALB 7.00; 8, Watson dos Anjos STP 7.23

Heat 8: 1, Lewis-Francis 6.61; 2, Shirvington 6.62; 3, Goebel 6.69; 4, Joseph Colville CRC 7.05; 5, Ram Khrisna Chaudhari NEP 7.09; 6, Francesco Scuderi ITA 7.13; 7, Fegamanu Sofai SAM 7.67

Semi-finals (First 2 & 2 fastest to final) (Mar 11)

Heat 1: 1, Aliu 6.55; 2, Lewis-Francis 6.56; 3, Shirvington 6.59; 4, Mayola 6.60; 5, Urban Acman SLO 6.70; 6, Luca Verdecchia ITA 6.74; 7, Bongelemba Bongelo BEL 6.84; 8, Shingo Kawabata JPN 6.85

Heat 2: 1, Montgomery 6.57; 2, Theodorídes 6.60; 3, Jérôme Éyana FRA 6.64; 4, Gennadiy Chernovol KAZ 6.69; 5, Patrick Johnson AUS 6.69; 6, Nobuharu Asahara JPN 6.72; 7, Marcin Krzywański POL 6.73; 8, Sergey Bychkov RUS 6.89

Heat 3: 1, Harden 6.52; 2, Goebel 6.59; 3, Venancio José ESP 6.61; 4, Angelos Pavlakákis GRE 6.63; 5, Nick Macrozonaris CAN 6.67; 6, Stéphane Cali FRA 6.68; 7, Peter Frederick TTO 6.72; 8, Erik Wijmeersch BEL 6.78

Birmingham 2003

Final (Mar 14)

1,	Justin Gatlin	USA	6.46	0.138
2,	Kim Collins	SKN	6.53	0.109
3,	Jason Gardener	GBR	6.55	0.132
4,	Mark Lewis-Francis	GBR	6.57	0.143
5,	Gábor Dobos	HUN	6.64	0.127
6,	Jérôme Éyana	FRA	6.64	0.141
7,	Markus Pöyhönen	FIN	6.65	0.152
8,	Deji Aliu	NGR	6.72	0.144

Gatlin had been lauded as a great talent in the United States but had never raced outside of that country until the first round during the open-

ing session in Birmingham. He quickly made an impact, staying unusually low with his head down for half of the race before striding smoothly away to win. Gatlin's compatriot Trammell went out in the first round with an injured right hamstring. The semi-finals were won by Gatlin and the two British entrants, Gardener and Lewis-Francis. Kim Collins of St Kitts appeared to struggle to reach the final but once there, he made the fastest start in lane two. Across the track in lane six, Gatlin was also away well and surged in the last 20m for a clear victory. Collins edged Gardener, who repeated his 1999 bronze.

First round (First 3 & 3 fastest to semi-finals) (Mar 14)

Heat 1: 1, Gatlin 6.53; 2, Thomas 6.73; 3, Tomlin 6.74; 4, Rok Predanic SLO 6.75; 5, Argo Golberg EST 6.77; 6, Amr Ibrahim Seoud EGY 6.93; 7, Andre Tambazah Amadie Isilam COM 7.17; 8, Brian Mohammed SWZ 7.40

Heat 2: 1, Dobos 6.61; 2, Aliu 6.64; 3, Nagel 6.68; 4, Dovgal 6.68; 5, Stéphane Cali FRA 6.79; 6, Reanchai Srihawong THA 7.01; 7, Afzal Afzal Baig PAK 7.24; 8, Ibrahim Umar MDV 7.71

Heat 3: 1, Theodorídes 6.65; 2, Frater 6.72; 3, Yepishin 6.76; 4, Shen Yunbao CHN 6.76; 5, Terrence Trammell USA 6.77; 6, Chiang Wai Hung HKG 6.90; 7, Diego Valdés CHI 7.13; 8, Fegamanu Sofai SAM 7.72

Heat 4: 1, Gardener 6.61; 2, Nkansah 6.61; 3, Chernovol 6.69; 4, Éyana 6.71; 5, Aleksandr Smirnov RUS 6.73; 6, Idrissa Sanou BUR 6.77; 7, Peter Pulu PNG 6.79; 8, Suryo Agung Wibowo INA 6.82

Heat 5: 1, Collins 6.59; 2, Lewis-Francis 6.60; 3, Rabino 6.70; 4, Daniel Dubois SUI 6.77; 5, Erol Mutlusoy TUR 6.83; 6, Stéphane Buckland MRI 6.84; 7, Gian Nicola Berardi SMR 7.02; 8, Tony Ichiu NMA 7.44

Heat 6: 1, Lima 6.63; 2, Collio 6.66; 3, Angouono-Moke 6.67; 4, Nobuharu Asahara JPN 6.71; 5, Aristotelis Gavélas GRE 6.72; 6, Salem Al-Yami KSA 6.79; 7, Leo Myles-Mills GHA 6.83; 8, Diego Ferreira PAR 6.96

Heat 7: 1, Pöyhönen 6.58; 2, Katsantonis 6.64; 3, Vojnović 6.67; 4, Macrozonaris 6.71; 5, Matic Šušteršič SLO 6.76; 6, Darren Gifford MLT 6.87; 7, Vahagn Javakhyan ARM 6.97; 8, Jay Jay Capelle NRU 7.30

Semi-finals (First 2 & 2 fastest to final) (Mar 14)

Heat 1: 1, Gatlin 6.56; 2, Éyana 6.67; 3, Yórgos Theodorídes GRE 6.68; 4, Lindel Frater JAM 6.69; 5, Gennadiy Chernovol KAZ 6.69; 6, Vicente de Lima BRA 6.70; 7, Simone Collio ITA 6.71; 8, David Tomlin CAN 6.83

Heat 2: 1, Lewis-Francis 6.55; 2, Dobos 6.58; 3, Aliu 6.59; 4, Collins 6.60; 5, Dejan Vojnović CRO 6.68; 6, Roger Angouono-Moke CGO 6.70; 7, Anatoliy Dovgal UKR 6.72; 8, Andrey Yepishin RUS 6.77

Heat 3: 1, Gardener 6.54; 2, Pöyhönen 6.59; 3, Eric Nkansah GHA 6.63; 4, Morné Nagel RSA 6.65; 5, Prodomos Katsantonis CYP 6.66; 6, Nicolas Macrozonaris CAN 6.67; 7, Andrea Rabino ITA 6.73; 8, Dwight Thomas JAM 7.33

Budapest 2004

Final (Mar 6)

1,	Jason Gardener	GBR	6.49	0.144
2,	Shawn Crawford	USA	6.52	0.158
3,	Yórgos Theodorídes	GRE	6.54	0.139
4,	Mickey Grimes	USA	6.55	0.139
5,	Matic Osovnikar	SLO	6.58	0.131
6,	Francis Obikwelu	POR	6.60	0.154
7,	Simone Collio	ITA	6.60	0.142
8,	Niconnor Alexander	TTO	6.76	0.139

The two-time bronze medallist Gardener was favourite, in spite of a defeat in his last race before Budapest when he was left at the start thinking a false start would be called. Gatlin did not defend but his training partner Crawford had moved down from 200m (which he won in Lisbon) and was the fastest in the heats. In the semis Gardener was the more impressive and from lane 3 had much the best start and pick-up of the finalists. He was not caught, although Crawford (lane 6) closed slightly at the end despite swerving from one side of his lane to the other.

First round (First 2 & 8 fastest to semi-finals) (Mar 5)

Heat 1: 1, Osovnikar 6.60; 2, Chyła 6.63; 3, Ronald Pogonon FRA 6.73; 4, Venancio José ESP 6.76; 5, Olusoji Fasuba NGR 6.78; 6, Harmon Harmon COK 7.23; 7, Fegamanu Sofai SAM 7.65

Heat 2: 1, Obikwelu 6.63; 2, Nkansah 6.64; 3, Angelos Pavlakákis GRE 6.72; 4, Gennadiy Chernovol KAZ 6.74; 5, Delwayne Delaney SKN 6.99; 6, Sébastien Gattuso MON 7.03; 7, Mohamed Tamim LIB 7.08

Heat 3: 1, Gardener 6.56; 2, Németh 6.65; 3, Souza 6.70; 4, Egbele 6.71; 5, Prodomos Katsantonis CYP 6.81; 6, Bob Colville CRC 6.97; 7, Mohamed Ould Brahim MTN 7.37

Heat 4: 1, Theodorídes 6.63; 2, Ostwald 6.67; 3, Leo Myles-Mills GHA 6.76; 4, Jarbas Mascarenhas BRA 6.76; 5, Aiah Yambasu SLE 6.87; 6, Seksarn Wongsala THA 6.92

Heat 5: 1, Crawford 6.52; 2, Alexander 6.55; 3, Macrozonaris 6.67; 4, Dovy 6.72; 5, Aleksandr Ryabov RUS 6.79; 6, Anthony Ferro BEL 6.74; 7, Souhalia Alamou BEN 6.92; 8, Nodjialdom Mobebe CHA 7.20

Heat 6: 1, Streete-Thompson 6.63; 2, Rabino 6.66; 3, Grimes 6.66; 4, Matic Šušteršič SLO 6.76; 5, Gary Ryan IRL 6.83; 6, Darren Gilford MLT 6.88; 7, Gian Nicola Berardi SMR 7.01

Heat 7: 1, Dobos 6.73; 2, Edgar 6.76; 3, Nathan Bongelo BEL 6.77; 4, Konstantin Rurak UKR 6.80; 5, Sherwin James DMA 6.92; 6, Jack Howard FSM 7.02; 7, Amr Mohamed Gharseldin EGY 7.02; 8, Surendra Bahadur Thanait NEP 7.25

Heat 8: 1, Powell 6.60; 2, Yepishin 6.64; 3, Collio 6.65; 4, Vojnović 6.69; 5, Buckland 6.72; 6, To Wai Lok HKG 6.80; 7, Diego Ferreira PAR 6.86; 8, Khalil Al-Hanahneh JOR 7.22

Semi-finals (First 2 & 2 fastest to final) (Mar 5)

Heat 1: 1, Gardener 6.49; 2, Obikwelu 6.60; 3, Grimes 6.62; 4, Eric Nkansah GHA 6.67; 5, Andrea Rabino ITA 6.69; 6, Gábor Dobos HUN 6.73; 7, Lueyi Dovy FRA 6.76; 8, Dejan Vojnović CRO 6.78

Heat 2: 1, Osovnikar 6.60; 2, Alexander 6.61; 3, Ronny Ostwald GER 6.66; 4, Cláudio de Souza BRA 6.67; 5, Asafa Powell JAM 6.71; 6, Łukasz Chyła POL 6.73; 7, Aaron Egbele NGR 6.78; 8, Tyrone Edgar GBR 6.84

Heat 3: 1, Crawford 6.54; 2, Theodorídes 6.55; 3, Collio 6.58; 4, Andrey Yepishin RUS 6.63; 5, Roland Németh HUN 6.63; 6, Kareem Streete-Thompson CAY 6.64; 7, Stéphan Buckland MRI 6.75; 8, Nicolas Macrozonaris CAN 7.23

Moscow 2006

Final (Mar 10)

1,	Leonard Scott	USA	6.50	0.124
2,	Andrey Yepishin	RUS	6.52	0.144
3,	Terrence Trammell	USA	6.54	0.171
4,	Matic Osovnikar	SLO	6.58	0.155
5,	Olusoji Fasuba	NGR	6.58	0.163
6,	Ronald Pognon	FRA	6.61	0.135
7,	Vicente de Lima	BRA	6.62	0.159
8,	Henry Vizcaino	CUB	6.84	0.153

Scott was the fastest entrant (6.52), and further enhanced his position as favourite with a semi-final win in 6.50 ahead of Fasuba. Other semi winners were local man Yepishin and hurdler Trammell, who had been fastest in the heats with a 6.60. Scott led from the gun in the final, but was pressured all the way by the surprising Yepishin. Trammell, recovering from a stomach infection, was a close third.

"I never dreamt that a silver medal was possible," said Yepishin, whose mother Yekaterina Podkopayeva was World Indoor Champion at 1500m in 1997.

The 2004 champion Jason Gardener vacated the title, preferring to contest the Commonwealth Games (outdoors) in Melbourne later that month.

First round (First 3 & 3 fastest to semi-finals) (Mar 10)

Heat 1: 1, Dovgal 6.63; 2, Clarke 6.71; 3, de Lima 6.73; 4, Daniel Persson SWE 6.75; 5, Aleksandr Volkov RUS 6.79; 6, Vahagn Javakhyan ARM 7.03; 7, Ronald Parker TKS 7.28; 8, Chaleunsook Adouomphonh LAO 7.34

Heat 2: 1, Vasjukov 6.66; 2, Scott 6.67; 3, Vizcaino 6.69; 4, Becerra 6.70; 5, Eric Nkansah GHA 6.71; 6, Chun Tang Yik HKG 6.89

Heat 3: 1, Fasuba 6.61; 2, Kankarafou 6.70; 3, Abeyie 6.81; 4, Maksim Lynsha BLR 6.85; 5, Wachara Sondee THA 6.88; 6, Liang Tse-Ching TPE 6.93; 7, I Made Budiasa INA 7.08; 8, Fawy Rawi Erzalmaniq SIN 7.09

Heat 4: 1, Pognon 6.67; 2, Lachkovics 6.71; 3, Findlay 6.74; 4, Daniel Abenzoar-Foule LUX 6.76; 5, Andreas Baumann SUI 6.77; 6, Niconnor Alexander TTO 6.78; 7, Tyrone Omar NMA 7.17; 8, Rikko Thoma NRU 7.34

Heat 5: 1, Yepishin 6.63; 2, Osovnikar 6.67; 3, N'Dri 6.74; 4, Raphael de Oliveira BRA 6.88; 5, Ricardo Williams JAM 6.91; 6, Mohamad Tamim LIB 7.03; 7, Francis Manioru SOL 7.07; 8, Ali Shareef MDV 7.33

Heat 6: 1, Trammell 6.60; 2, Scuderi 6.70; 3, Tran 6.70; 4, Kuć 6.70; 5, Bratoz 6.70; 6, Rolando Palacios HON 6.80; 7, Casnel Bushay VIN 6.84; 8, Pierre de Windt ARU 7.26

Heat 7: 1, Dobos 6.73; 2, Wen 6.73; 3, Mocholí 6.77; 4, Deji Aliu NGR 6.78; 5, Prodromos Katsantonis CYP 6.79; 6, Vyacheslav Muravyev KAZ 6.80; 7, Khalil Al-Hanahneh JOR 7.06; 8, Mervin Loizeau SEY 7.22

Semi-finals (First 2 & 2 fastest to final) (Mar 10)

Heat 1: 1, Yepishin 6.59; 2, Osovnikar 6.62; 3, Vizcaino 6.63; 4, Kael Becerra CHI 6.70; 5, Anatoliy Dovgal UKR 6.75; 6, Oudère Kankarafou FRA 6.78; 7, Nghi Tran FIN 6.79; 8, Tim Abeyie GBR 6.81

Heat 2: 1, Trammell 6.58; 2, Pognon 6.63; 3, Lerone Clarke JAM 6.66; 4, Eric N'Dri CIV 6.70; 5, Martin Lachkovics AUT 6.71; 6, Mark Findlay GBR 6.72; 7, Marko Bratoz SLO 6.73; 8, Gábor Dobos HUN 6.75

Heat 3: 1, Scott 6.50; 2, Fasuba 6.55; 3, de Lima 6.60; 4, Kostyantyn Vasjukov UKR 6.63; 5, Dariusz Kuć POL 6.64; 6, Francesco Scuderi ITA 6.69; 7, Wen Yongyi CHN 6.70; 8, Iván Mocholí ESP 6.75

Valencia 2008

Final (Mar 7)

1,	Olusoji Fasuba	NGR	6.51	0.149
=2,	Kim Collins	SKN	6.54 (6.535)	0.130
	Dwain Chambers	GBR	6.54 (6.535)	0.148
4,	Mike Rodgers	USA	6.57	0.154
5,	Vicente de Lima	BRA	6.60	0.149
6,	Uche Isaac	NGR	6.63	0.133
7,	Simeon Williamson	GBR	6.63	0.160
8,	Andrey Yepishin	RUS	6.70	0.162

Fasuba, a distant relative of Don Quarrie, had set the world's fastest time of the year – 6.51 – on the same track four weeks earlier. He duplicated that clocking in winning the third semi-final with some ease. The Nigerian's closest rivals appeared to be US champion Rodgers, who won his semi in 6.54, and Chambers.

The final saw Fasuba take control of the race after 10m, and he won by 30cm over Chambers and the ever-competitive Kim Collins, who tied for the silver. Rodgers placed fourth after reacting much slower than in his semi.

First round (First 2 & 8 fastest to semi-finals) (Mar 7)

Heat 1: 1 Chambers 6.69; 2, Isaac 6.74; 3, Bodrov 6.76; 4, Seoud 6.78; 5, Gibrilla Pato Bangura SLE 6.89; 6, Khalil Al-Hanahneh JOR 7.14; 7, Aisea Tohi TGA 7.24; 8, Reginaldo Micha Ndong GEQ 7.72

Heat 2: 1, Dixon 6.64; 2, Obikwelu 6.70; 3, Cerutti 6.73; 4, Becerra 6.75; 5, Danny D'Souza SEY 7.02; 6, Moudjib Toyb COM 7.03; 7, Michael Alico GUM 7.27; 8, Federico Gorrieri SMR 7.49

Heat 3: 1, Collins 6.70; 2, Yepishin 6.76; 3, José Carlos Moreira BRA 6.79; 4, Seth Amoo GHA 6.88; 5, Poh Seng Song SIN 6.93; 6, Sébastien Gattuso MON 6.94; 7, Taufik Rahmadi INA 6.97; 8, Tavita Solomona SAM 7.35

Heat 4: 1, Collio 6.71; 2, Mbandjock 6.72; 3, Hlushchenko 6.77; 4, Durant 6.78; 5, Omar Jouma Bilal Al-Salfa UAE 6.88; 6, Jack Howard FSM 7.13; 7, Abraham Kepsen VAN 7.44

Heat 5: 1, Fasuba 6.64; 2, Christian 6.67; 3, Vizcaino 6.70; 4, Chun Wai Leung HKG 6.97; 5, Idrissa Sanou BUR 7.03; 6, Aleksandr Abrahamyan ARM 7.38; 7, Dylan Menzies NFI 7.42

Heat 6: 1, Williamson 6.69; 2, Broening 6.74; 3, Heisen 6.77; 4, Ramil Guliyev AZE 6.84; 5, Darren Gilford MLT 6.99; 6, Pao Hin Fong MAC 7.07; 7, Rabangaki Nawai KIR 7.26; 8, Leon Mengloi PLW 7.51

Heat 7: 1, Plummer 6.65; 2, de Lima 6.71; 3, Alex Trembach ISR 6.93; 4, Adrian Ferreira PAR 7.19; 5, Kilakone Siphonexay LAO 7.41; Daniel Bailey ANT DQ (r162.7)

Heat 8: 1, Rodgers 6.62; 2, Rodríguez 6.69; 3, Rolando Palacios HON 6.83; 4, Jared Lewis VIN 6.89; 5, Lerone Clarke JAM 6.89; 6, Francis Manioru SOL 7.22; 7, Shahriful Bahrin Zainal BRU 7.44

Semi-finals (First 2 & 2 fastest to final) (Mar 7)

Heat 1: 1, Chambers 6.55; 2, Isaac 6.65; 3, Francis Obikwelu POR 6.66; 4, Amr Amr Seoud EGY 6.69; 5, Igor Bodrov UKR 6.71; 6, Simone Collio ITA 6.74; 7, Leroy Dixon USA 6.75; 8, Henry Vizcaino CUB 6.77

Heat 2: 1, Rodgers 6.54; 2, de Lima 6.59; 3, Collins 6.61; 4, Williamson 6.63; 5, Martial Mbandjock FRA 6.65; 6, Fabio Cerutti ITA 6.69; 7, Kael Becerra CHI 6.80; 8, Adrian Durant ISV 6.86

Heat 3: 1, Fasuba 6.51; 2, Yepishin 6.60; 3, Yhann Plummer JAM 6.65; 4, Marius Broening GER 6.67; 5, Ángel David Rodríguez ESP 6.70; 6, Maarten Heisen NED 6.71; 7, Dmytro Hlushchenko UKR 6.72; 8, Brendan Christian ANT 6.72

Doha 2010

Final (Mar 13)

1,	Dwain Chambers	GBR	6.48	0.141
2,	Mike Rodgers	USA	6.53	0.135
3,	Daniel Bailey	ANT	6.57	0.141
4,	Trell Kimmons	USA	6.59	0.157
5,	Samuel Francis	QAT	6.62	0.149
6,	Ronald Pognon	FRA	6.65	0.155
7,	Nesta Carter	JAM	6.72	0.174
	Ibrahim Kabia	SLE	DNS	

With a time of 6.50, Valencia silver medallist Chambers was the fastest entrant. The form book was closely followed, as the Briton was the fastest in the heats and semi-finals. Rodgers had the quickest reaction in the final, then Chambers powered away to win by a half-metre from the American. In fifth place, Nigerian transferee Samuel Francis provided the best placing in Doha for the host nation.

For Chambers it was a first global gold medal, and the finest moment in his controversial career which included a three-year doping suspension. At 31 years 342 days, he became the oldest man to win this particular title. A less welcome record was set by Switzerland's Rolf Fongué in heat five of the first round. He became the first athlete at an IAAF World Championship to be instantly disqualified under the tightened false start ruling.

First round (First 3 & 3 fastest to semi-finals) (Mar 12)

Heat 1: 1, Kimmons 6.61; 2, Francis 6.63; 3, Morlu 6.68; 4, Eriguchi 6.75; 5, Teddy Tinmar FRA 6.88; 6, Calvin Kang Li Loong SIN 6.91; 7, Danny D'Souza SEY 6.97; 8, Jared Lewis VIN 7.06

Heat 2: 1, Chambers 6.59; 2, Oghoogheneonano 6.73; 3, Kabia 6.76; 4, Lai Chun Ho HKG 6.88; 5, Ággelos Aggelákis GRE 6.94; 6, John Howard FSM 7.30; 7, Moussa Camara GUI 7.39

Heat 3: 1, Mariano 6.66; 2, Al-Harhi 6.69; 3, Aikines-Aryeetey 6.72; 4, Vashurkin 6.75; 5, Yasser Al-Nashri KSA 6.83; 6, Yi Wei-Chen TPE 6.96; 7, Leon Mengloi PLW 7.45; 8, Quaski Itaiá NRU 7.66

Heat 4: 1, Rodgers 6.69; 2, Green 6.73; 3, Pogonon 6.73; 4, Ben Youssef Meité CIV 6.76; 5, Martin Krabbe DEN 6.79; 6, David Lescay CUB 6.79; 7, Jack Iroga SOL 7.35

Heat 5: 1, Rodríguez 6.67; 2, Carter 6.69; 3, de Lima 6.75; 4, Smirnov 6.75; 5, Moses Kamut VAN 7.32; 6, Yacouba Mamane NIG 7.50; Rolf Fongué SUI DQ (r162.7)

Heat 6: 1, Moseley 6.76; =2, Martina & Mancini 6.77; 4, Lerone Clarke JAM 6.78; 5, Adrian Ferreira PAR 7.26; 6, Federico Gorrieri SMR 7.31; 7, Sibusiso Matsenjwa SWZ 7.39; 8, Jalal Kassab PLE 7.65

Heat 7: 1, Bailey 6.70; 2, Ghasemi 6.78; 3, Emelieze 6.78; 4, Iván Mocholí ESP 6.79; 5, Holder da Silva GBS 7.07; 6, George Pine KIR 7.46; 7, Tiraá Arere COK 7.64

Semi-finals (First 2 & 2 fastest to final) (Mar 13)

Heat 1: 1, Chambers 6.51; 2, Carter 6.64; 3, Peter Emelieze NGR 6.66; 4, Abraham Morlu LBR 6.67; 5, Barakat Al-Harhi OMA 6.67; 6, Ángel David Rodríguez ESP 6.69; 7, Masashi Eriguchi JPN 6.77; 8, Reza Ghasemi IRI 6.80

Heat 2: 1, Kimmons 6.55; 2, Bailey 6.62; 3, Francis 6.64; 4, Ibrahim Kabia SLE 6.65; 5, Egwero Oghoogheneonano NGR 6.68; 6, Pascal Mancini SUI 6.70; 7, Aleksandr Vashurkin RUS 6.77; Harry Aikines-Aryeetey GBR DNF

Heat 3: 1, Rodgers 6.56; 2, Pogonon 6.64; 3, Martina 6.65; 4, Rodney Green BAH 6.65; 5, Vicente de Lima BRA 6.69; 6, Ryan Moseley AUT 6.71; 7, Roman Smirnov RUS 6.74; Brian Mariano AHO DQ (r162.7)

Istanbul 2012

Final (Mar 10)

1,	Justin Gatlin	USA	6.46	0.149
2,	Nesta Carter	JAM	6.54	0.143
3,	Dwain Chambers	GBR	6.60 (6.592)	0.131
4,	Trell Kimmons	USA	6.60 (6.596)	0.145
5,	Marc Burns	TTO	6.62	0.148
6,	Emmanuel Biron	FRA	6.63	0.161
7,	Justyn Warner	CAN	6.65	0.139
8,	Aziz Ouhadi	MAR	6.72	0.168

There was controversy in the heats when the stadium's acoustics produced a "double sound" of the starting gun, which gave the impression of a recall. One of those misled was 6.47 performer Clarke, who reacted in 0.420, clocked 7.05, and was eliminated. The semi-finals saw Gatlin and Carter respectively run 6.50 and 6.56 to cement themselves as favourites for the title.

Former champion Gatlin got the better start, and powered away to win the final by a metre from the Jamaican, with defending champion Chambers just edging Kimmons for the bronze. For Gatlin it was a repeat of his win from 2003, and in exactly the same time. "It feels like a rebirth," remarked the returning drug offender.

First round (First 3 & 3 fastest to semi-finals) (Mar 9)

Heat 1: 1, Emelieze 6.85; 2, Phiri 6.86; 3, André 6.86; 4, Yeo Foo Ee 6.90; 5, Md. Mesbah Ahmmmed BAN 7.04; 6, Cristian Leguizamón PAR 7.13; 7, Chris Meke Walasi SOL 7.47; 8, Ghislain Nsimba Mandualika COD 7.47

Heat 2: 1, Biron 6.68; 2, Blum 6.74; 3, Idrissa Adam CMR 6.96; 4, Raihau Maiiau PYF 7.18; 5, Rodman Teltull PLW 7.20; 6, Ibrahim Kabia SLE 7.33; 7, Valeriy Ponomarev KGZ 7.38

Heat 3: 1, Collio 6.68; 2, Lawrence 7.00; 3, Sibusiso Matsenjwa SWZ 7.04; 4, Lerone Clarke JAM 7.05; 5, Federico Gorrieri SMR 7.54; 6, Nooa Takooa KIR 7.57; 7, Dayne O'Hara NFI 7.75

Heat 4: 1, Rodríguez 6.64; 2, Carter 6.74; 3, Meité 6.77; 4, Ouhadi 6.91; 5, Hasanain Hasan Zubaiyen IRQ 6.98; 6, Keiron Rogers AIA 7.04; 7, Courtney Williams VIN 7.35; 8, Joshua Jeremiah NRU 7.50

Heat 5: 1, Burns 6.69; 2, Warner 6.75; 3, Bascom 6.90; 4, Edward 6.91; 5, Roy Ravana FIJ 7.17; 6, Mikel De Sa AND 7.51; 7, Joseph Andy Lui TGA 7.71

Heat 6: 1, Kimmons 6.70; 2, Sakalauskas 6.87; 3, Achitbileg Battulga MGL 7.03; 4, Ahmed Azneem MDV 7.33; 5, Roman Cress MHL 7.43; John Howard FSM & Tim Abeyie GHA DQ (r162.7)

Heat 7: 1, Gatlin 6.64; 2, Ghasemi 6.87; 3, Holder da Silva GBS 6.95; 4, Lai Chun Ho HKG 6.97; 5, Mosito Lehata LES 7.00; 6, Jean Thierie Ferdinand MRI 7.05; 7, Dominic Carroll GIB 7.50

Heat 8: 1, Chambers 6.65; 2, LeBlanc 6.74; 3, Su 6.84; 4, Seoud 6.89; 5, Imran Khan PAK 7.21; 6, Shakyll Lourens ARU 7.49; 7, Tavevele Noa TUV 7.61; 8, Alhassane Keita GUI 8.12

Semi-finals (First 2 & 2 fastest to final) (Mar 10)

Heat 1: 1, Gatlin 6.50; 2, Ouhadi 6.68; 3, Rytis Sakalauskas LTU 6.69; 4, Michael LeBlanc CAN 6.71; 5, Simone Collio ITA 6.71; 6, Ben Youssef Meité CIV 6.71; 7, Peter Emelieze NGR 6.81; 8, Amr Ibrahim Mostafa Seoud EGY 6.83

Heat 2: 1, Carter 6.56; 2, Chambers 6.62; 3, Biron 6.65; 4, Jeremy Bascom GUY 6.77; 5, Christian Blum GER 6.79; 6, Reza Ghasemi IRI 6.79; 7, BJ Lawrence SKN 6.80; 8, Gary Yeo Foo Ee SIN 6.93

Heat 3: 1, Kimmons 6.61; 2, Burns 6.62; 3, Warner 6.67; 4, Ángel David Rodríguez ESP 6.71; 5, Su Bingtian CHN 6.74; 6, Mateo Edward PAN 6.91; 7, Nilson André BRA 6.93; Gerald Phiri ZAM DNS

60 METRES

Multiple Medallists:

3	Jason Gardener	GBR	99-3, 03-3, 04-1
	Dwain Chambers	GBR	08-2=, 10-1, 12-3
2	Pierfrancesco Pavoni	ITA	87-3, 89-3
	Bruny Surin	CAN	93-1, 95-1
	Tim Harden	USA	99-2, 01-1
	Kim Collins	SKN	03-2, 08-2=
	Justin Gatlin	USA	03-1, 12-1

Most Finals:

5	Surin	91-8, 93-1, 95-1, 97-5, 99-8
---	-------	------------------------------

Most Appearances:

6	Surin	89-6s2, 91-8, 93-1, 95-1, 97-5, 99-8
	Eric Nkansah	GHA 97-4s1, 99-8h5, 01-6h4, 03-3s3, 04-4s1, 06-5h2

National Placings:

	1	2	3	4	5	6	7	8	Points
USA	7	6	1	6	-	1	-	-	137
GBR	2	2+1=	4	2	1	1	2	-	81.5
CAN	3	-	1	1	1	-	1	2	43
NGR	1	-	2	-	2	1	-	1	32
CUB	1	-	-	1	2	1	1	1	27
JAM	-	2	-	1	-	1	1	-	24
ITA	-	-	2	2	-	-	1	-	24
FRA	-	-	-	-	1	4+1=	-	-	18.5
GRE	1	-	1	-	-	-	1	-	16
SKN	-	1+1=	-	-	-	-	-	-	13.5
GER	-	-	-	-	1	2+1=	-	-	12.5
BEL	-	-	1	-	1	-	-	-	10
QAT	-	-	1	-	1	-	-	-	10
AUS	-	-	-	1	1	-	-	-	9
SLO	-	-	-	1	1	-	-	-	9
RUS	-	1	-	-	-	-	-	1	8
GHA	-	1	-	-	-	-	-	-	7
NAM	-	1	-	-	-	-	-	-	7
ANT	-	-	1	-	-	-	-	-	6
BRA	-	-	-	-	1	-	1	-	6
TRI	-	-	-	-	1	-	-	-	5
SWE	-	-	-	-	-	1	1	-	5
HUN	-	-	-	-	1	-	-	-	4
NZL	-	-	-	-	-	1	-	-	3
POR	-	-	-	-	-	1	-	-	3
FIN	-	-	-	-	-	-	1	-	2
URS	-	-	-	-	-	-	1	-	2
KAZ	-	-	-	-	-	-	-	1	1
MAR	-	-	-	-	-	-	-	1	1
Totals	15	14+2=	14	15	15	14+2=	11	8	527

200 Metres

Paris 1985

Final (Jan 19: Non-championship)

1,	Aleksandr Yevgenyev	URS	20.95
2,	Ade Mafe	GBR	20.96
3,	João da Silva	BRA	21.19
4,	Daniel Sangouma	FRA	21.36
5,	Albert Robinson	USA	21.54
6,	Dennis Mitchell	USA	21.92

Indoor specialist Yevgenyev – the European Indoor Champion – just managed to hold on for victory from the fast-finishing junior Mafe, two lanes to his outside. The 18 year-old Briton had set Commonwealth bests in both semi-final and final.

First round (Winner & 7 fastest to semi-finals) (Jan 19)

Heat 1: 1, Robinson 21.63; 2, Barré 21.72; 3, Anri Grigorov BUL 22.01; 4, Jaseem Goma'an Al-Dowaila KUW 22.63; 5, Alberto Izu PER 23.01

Heat 2: 1, Mitchell 21.39; 2, Kearney 21.76; 3, Vamvakas 21.84; 4, Jorge Burgos MEX 23.44

Heat 3: 1, da Silva 21.38; 2, Tilli 21.57; 3, Nabil Nahri SYR 23.47; Roberto Ramos CUB DNF

Heat 4: 1, Yevgenyev 21.54; 2, Purnomo 21.74; 3, Sangouma 21.75; 4, Agustin Santos CUB 22.48; 5, Mohammed Samantar YEM 22.95

Heat 5: 1, Mafe 21.58; 2, Peltier 21.97; 3, Giovanni Bongiorno ITA 22.13

Semi-finals (First 3 to final) (Jan 19)

Heat 1: 1, Sangouma 21.20; 2, Robinson 21.23; 3, da Silva 21.36; 4, Stefano Tilli ITA 21.38; 5, Mohamed Yuhdi Purnomo INA 21.58; 6, David Peltier BAR 21.82

Heat 2: 1, Yevgenyev 21.11; 2, Mafe 21.13; 3, Mitchell 21.33; 4, Patrick Barré FRA 21.54; 5, Clayton Kearney AUS 21.67; 6, Georgios Vamvakas GRE 22.08

Da Silva was duly disqualified for a lane infringement and Regis also was investigated after having apparently ran on the outside edge of his lane going into the last bend. "Because you're running at a certain speed the momentum throws you out and I was fighting to stay in my lane," he admitted.

First round (Winner & 8 fastest to semi-finals) (Mar 3)

Heat 1: 1, da Silva 21.25; 2, Antonov 21.42; 3, Gudeta 21.90; 4, Troy Douglas BER 21.94; 5, Ayhan Bodur TUR 22.47; 6, Clinton Bufuku ZAM 23.25

Heat 2: 1, Regis 21.17; 2, Popa 21.35; 3, Catalano 21.48; 4, Ian Morris TTO 22.19; Itai Iluz ISR DQ

Heat 3: 1, Mafe 21.49; 2, Karaffa 21.57; 3, Luis Cunha POR 21.93; 4, Emmanuel Tuffuor GHA 22.09; 5, Trevor Davis AIA 22.90

Heat 4: 1, Little 21.22; 2, van de Klundert 21.27; 3, Floris 21.34; 4, Marie-Rose 21.68

Semi-finals (First 3 to final) (Mar 3)

Heat 1: 1, Regis 20.81; 2, Floris 21.21; 3, van de Klundert 21.36; 4, Nikolay Antonov BUL 21.47; 5, László Karaffa HUN 21.51; Bruno Marie-Rose FRA DNS

Heat 2: 1, da Silva 20.86; 2, Mafe 21.01; 3, Little 21.05; 4, Andrzej Popa POL 21.43; 5, Paolo Catalano ITA 21.90; 6, Alemayehu Gudeta ETH 21.90

Indianapolis 1987

Final (Mar 8)

1,	Kirk Baptiste	USA	20.73
2,	Bruno Marie-Rose	FRA	20.89
3,	Róbson da Silva	BRA	20.92
4,	Gilles Quénéhervé	FRA	20.97
5,	James Butler	USA	21.05
6,	Donovan Reid	GBR	21.53

As they stood at the start, the finalists' concentration was broken by the commotion which accompanied the winning pole vault by Sergey Bubka and a world high jump record by Stefka Kostadinova.

Once the race started, the early leader was United States record holder Butler, but he faded to fifth at the finish as the ungainly Baptiste surged ahead of world record holder Marie-Rose.

First round (First 2 & 6 fastest to semi-finals) (Mar 6)

Heat 1: 1, Marie-Rose 21.15; 2, Kovács 21.58; 3, Peñalver 21.77; 4, Esteban Carpio DOM 22.53; Cyril Brioché SEY DQ

Heat 2: 1, Krylov 21.65; 2, Jules 21.79; 3, William George LBR 23.59; David Kitur KEN DNS

Heat 3: 1, Butler 21.27; 2, Enweani 21.32; 3, Sanchez 21.81; 4, Pale 21.95; 5, Lenford Ogarro VIN 22.65; Fabian Whymns BAH DNS

Heat 4: 1, Wright 21.61; 2, da Silva 21.63; 3, John Anzrah KEN 22.40; 4, Trevor Davis AIA 22.72; 5, Sunday Olweny UGA 23.02; Ronald Desruelles BEL DNS

Heat 5: 1, Quénéhervé 21.05; 2, Razgonov 21.19; 3, Reid 21.40; 4, Jimmy Flemming ISV 22.36; 5, Carl Chicksen ZIM 22.84; Greg Meghoo JAM DNS

Heat 6: 1, Baptiste 21.36; 2, Skamrahl 21.64; 3, Hodge 21.83; 4, Mautinho 22.17; 5, Rodney Cox TKS 23.05

Semi-finals (First 2 to final) (Mar 6)

Heat 1: 1, Baptiste 20.91; 2, Quénéhervé 21.39; 3, Cyprian Enweani CAN 21.48; 4, Dazel Jules TTO 21.57; 5, Leandro Peñalver CUB 21.95; Vladimir Krylov URS DNS

Heat 2: 1, Marie-Rose 21.12; 2, Reid 21.30; 3, Erwin Skamrahl FRG 21.48; 4, Attila Kovács HUN 21.79; 5, Harouna Pale BUR 22.20; Marco Mautinho PER DNS

Heat 3: 1, Butler 20.97; 2, da Silva 21.21; 3, Nikolay Razgonov URS 21.42; 4, Clive Wright JAM 21.73; 5, Neville Hodge ISV 22.26; Antonio Sanchez ESP DNF

Budapest 1989

Final (Mar 3)

1,	John Regis	GBR	20.54
2,	Ade Mafe	GBR	20.87
3,	Kevin Little	USA	21.12
4,	Sandro Floris	ITA	21.31
5,	Rob van de Klundert	NED	21.55
	Róbson da Silva	BRA	DQ

The final had Regis in lane 4, da Silva in 5 and Mafe in 6. Regis had successfully protested about originally being drawn in 2 despite being the fastest semi-final winner.

The Briton later admitted that his anger about that issue spurred him on once the race started, and he closed up on da Silva who responded but in doing so took three strides in Regis's lane on the second half of the bend. Regis drew clear in the finishing straight while Mafe closed slightly on the Brazilian.

Seville 1991

Final (Mar 10)

1,	Nikolay Antonov	BUL	20.67
2,	Linford Christie	GBR	20.72
3,	Ade Mafe	GBR	20.92
4,	Thomas Jefferson	USA	21.11
5,	Miguel Gómez	ESP	21.29
6,	Andrey Fedoriv	URS	21.65

After four faulty or false starts, Christie (lane 5) sped off the quickest in a bid to go one better than his 60m silver. Antonov (lane 4) had finished impressively in the earlier rounds and did so again, passing Christie halfway down the homestraight. The Bulgarian seemed more surprised than anyone else by his victory and was in tears at the medal ceremony.

First round (First 2 & 6 fastest to semi-finals) (Mar 9)

Heat 1: 1, Antonov 20.99; 2, Stevens 21.15; 3, Council 21.37; 4, Christian Boda MRI 22.14; Abdelali Kasbane MAR DNS

Heat 2: 1, Fedoriv 21.20; 2, Mafe 21.27; 3, Fischer 21.37; 4, Douglas 21.54; 5, Dudley Den Dulk AHO 22.99; Eric Akogyiram GHA DNS

Heat 3: 1, Floris 21.74; 2, Ratzenberger 21.84; 3, Trevor Davis AIA 22.44; 4, Clinton Bufuku ZAM 22.66; Emmanuel Tuffuor GHA DNS

Heat 4: 1, Christie 21.35; 2, Cojocarú 21.42; 3, Valik 21.69; 4, Jules 21.75; 5, Benyouñès Lahlou MAR 22.08; 6, Joseph Gikonyo KEN 22.58

Heat 5: 1, Jefferson 21.13; 2, Catalano 21.32; 3, Rodriguez 21.43; 4, Carlos Garcia DOM 23.63; Andreas Berger AUT DNS

Heat 6: 1, Gómez 21.20; 2, Perrot 21.48; 3, Abdullahi Tetengi NGR 21.76; 4, Christopher Nibilo TAN 22.35; Rodney Cox TKS & Neil de Silva TTO DQ

Semi-finals (First 2 to final) (Mar 9)

Heat 1: 1, Antonov 20.83; 2, Mafe 20.95; 3, Sandro Floris ITA 21.17; 4, Franz Ratzenberger AUT 21.65; 5, Daron Council USA 21.74; 6, Dazel Jules TTO 21.91

Heat 2: 1, Christie 21.12; 2, Jefferson 21.19; 3, Patrick Stevens BEL 21.33; 4, Eric Perrot FRA 21.43; 5, Luis Rodriguez ESP 21.67; 6, Jiří Valík TCH 22.41

Heat 3: 1, Gómez 21.09; 2, Fedoriv 21.19; 3, Paolo Catalano ITA 21.36; 4, Daniel Cojocarú ROU 21.41; 5, Jeroen Fischer BEL 21.73; 6, Troy Douglas BER 21.78

Toronto 1993

Final (Mar 14)

1,	James Trapp	USA	20.63
2,	Damien Marsh	AUS	20.71
3,	Kevin Little	USA	20.72
4,	Iván García	CUB	20.82
5,	Nikolay Antonov	BUL	21.20
6,	Patrick Stevens	BEL	21.21

The US regained the title through James Trapp, who had clocked a personal best of 20.60 easing up at the finish of his semi-final. Little repeated his bronze medal from 1989, while defending champion Antonov finished only fifth.

The big favourite, Frankie Fredericks, withdrew with a hamstring injury after the first round.

First round (First 2 & 2 fastest to semi-finals) (Mar 13)

Heat 1: 1, Marsh 20.96; 2, Wariso 21.14; 3, Jiří Valík CZE 21.47; 4, Ray Stewart JAM 21.77; Emmanuel Tuffuor GHA DQ

Heat 2: 1, Trapp 20.67; 2, Stevens 20.95; 3, Ogilvie 21.15; 4, Jason John GBR 21.25; 5, Daniel Cojocarou ROU 21.39

Heat 3: 1, Little 20.93; 2, Pöstinger 21.18; 3, Neil de Silva TTO 21.43; 4, Ricardo Greenidge CAN 21.60; 5, John Mair JAM 21.86; Vyacheslav Kotcherjagin LAT DQ

Heat 4: 1, Fredericks 21.04; 2, García 21.05; 3, Marco Menchini ITA 21.22; 4, André da Silva BRA 21.66; John Rosery LCA DQ

Heat 5: 1, Antonov 20.99; 2, Widmer 21.09; 3, Fedoriv 21.13; 4, Sidnei Telles BRA 21.30; Afonso Ferraz ANG DQ

Semi-finals (First 2 & 2 fastest to final) (Mar 13)

Heat 1: 1, Trapp 20.60; 2, Antonov 21.07; 3, Peter Ogilvie CAN 21.18; 4, Kevin Widmer SUI 21.31; 5, Solomon Wariso GBR 21.31; Frankie Fredericks NAM DNS

Heat 2: 1, Little 20.73; 2, García 20.78; 3, Marsh 20.79; 4, Stevens 20.98; 5, Christoph Pöstinger AUT 21.09; 6, Andrey Fedoriv RUS 21.19

Barcelona 1995**Final (Mar 11)**

1,	Geir Moen	NOR	20.58
2,	Troy Douglas	BER	20.94
3,	Sebastian Keitel	CHI	20.98
4,	Donovan Bailey	CAN	21.08
	Sergey Osovich	UKR	DNS
	John Regis	GBR	DNS

Some observers – including the coach of European outdoor champion Geir Moen – were displeased with the track which had flat, sharp bends. It was Moen, however, who coped best. In the semi-finals he scored a psychologically important win over former champion Regis, who withdrew from the final injured. The Norwegian was an easy winner of the final from the outside lane. Keitel won his country's first ever IAAF medal, a bronze.

Among the absentees were Linford Christie and Frankie Fredericks. Three weeks earlier in Liévin, both had ran faster than the previous world record with times of 20.25 and 20.26 respectively.

First round (First 2 & 6 fastest to semi-finals) (Mar 10)

Heat 1: 1, Eriksson 21.04; 2, Osovich 21.11; 3, Keitel 21.24; 4, Ito 21.55; Haroun Korjie SLE DNS

Heat 2: 1, Wariso 21.39; 2, Tolbert 21.57; 3, Navarro 21.61; 4, Angela Cipolloni ITA 21.92; 5, Bülent Eren TUR 22.15; 6, Marco Belizaire PAN 22.45

Heat 3: 1, Bailey 21.33; 2, Sbokos 21.45; 3, Steve Brimacombe AUS 21.73; 4, Keith Smith ISV 21.81; 5, Valentin Ngbogo CAF 22.46

Heat 4: 1, Foucan 21.35; 2, Cojocarou 21.47; 3, Mayoral 21.54; 4, Sergi Vidal AND 24.45; Tod Long USA DQ

Heat 5: 1, Eriksson 21.21; 2, Regis 21.21; 3, Wymeersch 21.48; 4, Miguel Janssen ARU 21.90; 5, Boévi Lawson TOG 21.96

Heat 6: 1, Moen 21.04; 2, Douglas 21.27; 3, Panayiotopoulos 21.43; 4, Brahim Abdoulaye CHA 22.10; 5, Mohamed Ould Brahim MTN 23.94

Semi-finals (First 2 to final) (Mar 10)

Heat 1: 1, Moen 20.59; 2, Regis 20.94; 3, Marc Foucan FRA 21.17; 4, Francisco Navarro ESP 21.64; 5, Daniel Cojocarou ROU 21.74; 6, Yeorgo Panayiotopoulos GRE 21.95

Heat 2: 1, Douglas 20.93; =2, Bailey & Torbjörn Eriksson SWE 21.06; 4, Thomas Sbokos GRE 21.32; 5, Erik Wymeersch BEL 21.94; 6, Jordi Mayoral ESP 22.06

Heat 3: 1, Keitel 21.07; 2, Osovich 21.13; 3, Niklas Eriksson SWE 21.15; 4, Rod Tolbert USA 21.72; 5, Koji Ito JPN 21.77; Solomon Wariso GBR DNF

Paris 1997**Final (Mar 8)**

1,	Kevin Little	USA	20.40
2,	Iván García	CUB	20.46
3,	Francis Obikwelu	NGR	21.10
4,	Troy Douglas	BER	21.22
5,	Rohsaan Griffin	USA	21.27
	Ato Boldon	TTO	DNF

Defending champion Moen did not even start his semi-final, withdrawing after having been assigned lane 3 in a race where he needed to beat Boldon or the experienced Little to reach the final. Boldon, the double Olympic bronze medallist, won in a championship record of 20.41 to establish himself as favourite for the gold.

In the final García was drawn in lane 4, inside Boldon and Little. Boldon was slightly ahead on the final bend before García closed suddenly on his inside. On Boldon's outside, Little was also in close contention. The American edged in front and appeared to be heading for victory when Boldon dramatically pulled up and fell over with a hamstring injury. The Trinidadian was booed, somewhat unsympathetically, by the crowd, as he was surrounded by helpers. Meanwhile he had lost his championship record to Little, who concluded "I know how to take the bends."

First round (First 2 and 6 fastest to semi-finals) (Mar 7)

Heat 1: 1, Griffin 20.85; 2, García 21.03; 3, Douhou 21.21; 4, Pródromos Katsantónis CYP 21.32; 5, Francisco Navarro ESP 21.33; 6, Ioánnis Nafpliótis GRE 21.76

Heat 2: 1, Keitel 20.99; 2, Boldon 20.99; 3, Cipolloni 21.15; 4, Claudinei da Silva BRA 21.58; Eric Nkansah GHA DNS; Miguel Janssen ARU DNS

Heat 3: 1, Cheval 20.94; 2, Obikwelu 21.01; 3, van Balkom 21.15; 4, Koji Ito JPN 21.68; 5, Neil de Silva TTO 22.66; 6, Doli Aligbane COD 23.82

Heat 4: 1, Douglas 20.77; 2, Wijmeersch 21.02; 3, Ryan 21.13; 4, Marcelo da Silva BRA 21.50; 5, Doug Turner GBR 21.90; 6, Javier Verme PER 21.98

Heat 5: 1, Little 20.73; 2, Slehobr 21.17; 3, Bernard 21.32; 4, Han Chaoming CHN 21.61; 5, Emmanuel Tuffuor GHA 21.88

Heat 6: 1, Moen 21.13; 2, Golding 21.18; 3, Gyulai 21.29; 4, Yeórgos Panayiotópoulos GRE 21.97; Giovanni Puggioni ITA DNF; Carlo Santa DOM DNS

Semi-finals (First 2 to final) (Mar 7)

Heat 1: 1, Obikwelu 20.82; 2, Douglas 20.89; 3, Patrick van Balkom NED 21.08; 4, Sebastian Keitel CHI 21.17; 5, Ivan Slehobr CZE 21.61; 6, Miklós Gyulai HUN 22.13

Heat 2: 1, Boldon 20.41; 2, Little 20.46; 3, Julian Golding GBR 21.15; 4, Gaetan Bernard BEL 21.61; 5, Gary Ryan IRL 21.84; Geir Moen NOR DNS

Heat 3: 1, García 20.48; 2, Griffin 20.52; 3, Christophe Cheval FRA 20.83; 4, Erik Wijmeersch BEL 21.33; 5, Ahmed Douhou CIV 21.81; 6, Angelo Cipolloni ITA 21.87

Maebashi 1999**Final (Mar 6)**

1,	Frankie Fredericks	NAM	20.10
2,	Obadele Thompson	BAR	20.26
3,	Kevin Little	USA	20.48
4,	Francis Obikwelu	NGR	20.85
5,	Koji Ito	JPN	20.95
6,	Rohsaan Griffin	USA	22.06

Fredericks (lane 6) was never headed as he sped to the finish in 20.10, second only to his world indoor record of 19.92. In the last 50m Thompson (lane 5) closed slightly, and his time of 20.26 moved him to third place on the world all-time list. In third place, defending champion Little collected his third world indoor 200m bronze medal.

The results showed how significant lane draws are in indoor 200m races. The runner drawn in lane 6 was first, lane 5 was second, lane 4 third etc. Griffin, world number one before Maebashi but the slowest of the qualifying semi-finalists, drew lane one – just as he had in Paris 1997 – and wound up sixth.

First round (First 2 and 4 fastest to semi-finals) (Mar 5)

Heat 1: 1, Little 20.83; 2, Wohlsen 21.06; 3, Erik Wijmeersch BEL 21.74

Heat 2: 1, Thompson 20.84; 2, van Balkom 20.94; 3, John Regis GBR 21.23; 4, Bostjan Horvat SLO 21.35

Heat 3: 1, Obikwelu 20.87; 2, Todelo 21.02; 3, Pilarczyk 21.10; 4, Hamood Al-Dalhami OMA 21.99

Heat 4: 1, Fredericks 20.84; 2, Gats 21.08; 3, Petko Yankov BUL 21.10; 4, Chen Tien-Wen TPE 21.82; 5, Menzi Dlamini SWZ 22.57

Heat 5: 1, Alexópoulos 20.87; 2, Donaldson 21.01; 3, Markoullides 21.02; 4, Marc Foucan FRA 21.28; 5, Kazuhiro Takahashi JPN 21.35

Heat 6: 1, Griffin 20.83; 2, Adam 20.98; 3, Urbas 21.01; 4, O'Brian Gibbons CAN 21.31; 5, Silas Helo SOL 23.13

Heat 7: 1, Ito 20.76; 2, García 20.89; 3, Cheval 21.02; 4, Malik Louahla ALG 21.24; 5, Kwame Galloway MNT 24.32

Semi-finals (First 2 to final) (Mar 5)

Heat 1: 1, Thompson 20.55; 2, Griffin 20.81; 3, Marcin Urbas POL 21.01; 4, Patrick van Balkom NED 21.15; 5, Marcus Adam GBR 21.37; 6, Anninos Markoullides CYP 22.30

Heat 2: 1, Obikwelu 20.55; 2, Ito 20.63; 3, Aléxandros Alexópoulos GRE 20.98; 4, Juan Pedro Todelo MEX 21.13; 5, Darryl Wohlsen AUS 21.57; Ryszard Pilarczyk POL DNS

Heat 3: 1, Fredericks 20.18; 2, Little 20.32; 3, Chris Donaldson NZL 21.02; 4, Iván García CUB 21.24; 5, Christophe Cheval FRA 21.37; 6, Carlos Gats ARG 21.50

Lisbon 2001

Final (Mar 10)

1,	Shawn Crawford	USA	20.63
2,	Christian Malcolm	GBR	20.76
3,	Patrick van Balkom	NED	20.96
4,	Chris Williams	JAM	21.12
5,	Allyn Condon	GBR	21.69
	Kevin Little	USA	DNS

Crawford had placed only third in the US Championships but came into the team when the man who won that race, Coby Miller, broke a bone in his left leg. The other American, 1997 winner Kevin Little, pulled a muscle after winning his semi-final. Therefore only five men started the final, with the favourite being European Indoor Champion Christian Malcolm (lane 5). However, Crawford (lane 4) entered the straight three metres ahead. Malcolm closed a little but the American was never threatened.

The advantage given by outer lanes in this event was acknowledged in that lanes 1 and 2 were not used for the preliminary rounds. They were in the final, where prize money was at stake for six places.

First round (Winner & 6 fastest to semi-finals) (Mar 9)

Heat 1: 1, van Balkom 20.90; 2, Condon 20.93; 3, Ricardo Alves POR 21.83; 4, Anghelo Edmund PAN 22.34

Heat 2: 1, Crawford 20.86; 2, Chernovol 21.23; 3, Oleg Sergeyev RUS 21.50; 4, Aliou Kamara SLE 22.26

Heat 3: 1, Williams 20.86; 2, Attene 21.23; 3, Enefiok Udo-Obong NGR 21.96; 4, Hamood Al-Dalhami OMA 21.99

Heat 4: 1, Zchoval 21.16; 2, Batangdon 21.21; Ommanandsingh Kowlessur MRI DQ (163.3) (21.67)

Heat 5: 1, Little 21.09; 2, Donati 21.35; 3, Dominic Demeritte BAH 21.52; 4, Chen Tien-Wen TPE 21.88

Heat 6: 1, Malcolm 21.05; 2, Loum 21.22; 3, Heber Viera URU 21.55; 4, Sayon Cooper LBR 21.98

Semi-finals (First 2 to final) (Mar 9)

Heat 1: 1, Malcolm 20.76; 2, van Balkom 20.77; 3, Gennadiy Chernovol KAZ 21.28; 4, Oumar Loum SEN 21.49

Heat 2: 1, Crawford 20.80; 2, Condon 21.12; 3, Radek Zchoval CZE 21.17; 4, Massimiliano Donati ITA 21.97

Heat 3: 1, Little 20.73; 2, Williams 20.78; 3, Joseph Batangdon CMR 21.43; 4, Alessandro Attene ITA 21.49

Heat 5: 1, Demeritte 21.00; 2, Brizzel 21.02; 3, Adrian Durant ISV 21.60; 4, Un Kei Chao MAC 22.42

Heat 6: 1, Devonish 20.78; 2, Williams 20.90; Damien Degroote FRA DQ (r163.3)

Semi-finals (First 2 to final) (Mar 14)

Heat 1: Demeritte 20.67; 2, Condon 21.03; 3, Leslie Djhone FRA 21.09; 4, Patrick van Balkom NED 21.26; Shawn Crawford USA DQ (r163.3) (20.50)

Heat 2: 1 Batangdon 20.65; 2, Osovnikar 20.87; 3, Gary Ryan IRL 21.13; 4, Stefano Dacastello ITA 21.20

Heat 3: 1, Devonish 20.63; 2, Torrieri 20.91; 3, Paul Brizzel IRL 20.96; Bobby Williams USA DQ (163.3)

Budapest 2004

Final (Mar 7)

1,	Dominic Demeritte	BAH	20.66
2,	Johan Wissman	SWE	20.72
3,	Tobias Unger	GER	21.02
4,	Joseph Batangdon	CMR	21.16
5,	Jimmie Hackley	USA	21.35
6,	Marcin Urbás	POL	21.49

The IAAF Council Meeting at Berlin in November 2003 decided that from 2006 this event would be removed from the programme of the World Indoor Championships because "it was clear that top performances depended solely on the lane draw." So Budapest 2004 would see the final world champions at the one-lap event.

The 1999 winner Fredericks became a victim of poor lane draws, he was assigned lane 4 in his heat where Ernst was able to win comfortably from lane 6. The Namibian qualified, but as a second-placer, he missed out on the chance for lane 5 or 6 in the semi-finals. In fact he was given lane 2 and did not start the race. In the final, Unger (lane 4) led until the advantage of the outer lanes came into play. Birmingham bronze medallist Demeritte made the most of the outside draw to defeat the favourite Wissman.

First round (First 2 & 1 fastest to semi-finals) (Mar 6)

Heat 1: 1, Batangdon 21.01; 2, Melfort 21.05; 3, Paul Hession IRL 21.12; 4, Heber Viera URU 21.36; 5, Marcelo Figeroa ESA 22.80

Heat 2: 1, Wissman 20.96; 2, Brizzel 21.12; 3, Louis Tristán PER 22.78; Matic Osovnikar SLO DNS

Heat 3: 1, Unger 20.98; 2, Alerte 21.15; 3, LaTonel Williams JAM 21.34; 4, Chris Meke Walasi SOL 23.83

Heat 4: 1, Dominic Demeritte BAH 20.99; 2, Tim Abeyie GBR 21.23; 3, Cláudio de Souza BRA 21.39; 4, Hamood Al-Dalhami OMA 21.97

Heat 5: 1, Sebastian Ernst GER 20.91; 2, Frankie Fredericks NAM 20.98; 3, Marcin Jędrusiński POL 21.02; Sultan Saeed MDV DQ (163.3)

Heat 6: 1, Allyn Condon GBR 21.06; 2, Coby Miller USA 21.32; 3, Oleg Sergeyev RUS 21.55; 4, Russel Roman PLW 23.68

Heat 7: 1, Marcin Urbás POL 20.79; 2, Jimmie Hackley USA 20.95; 3, Géza Pauer HUN 21.62; Jorge Conde NCA DQ (163.3)

Semi-finals (First 2 to final) (Mar 6)

Heat 1: 1, Batangdon 20.86; 2, Urbás 20.87; 3, Allyn Condon GBR 20.89; 4, David Alerte FRA 21.45; 5, Coby Miller USA 21.95

Heat 2: 1, Wissman 20.72; 2, Unger 20.87; 3, Marcin Jędrusiński POL 21.12; 4, Jimmy Melfort FRA 21.28; Frankie Fredericks NAM DNS

Heat 3: 1, Demeritte 20.75; 2, Hackley 20.94; 3, Sebastian Ernst GER 21.02; 4, Tim Abeyie GBR 21.80; Paul Brizzel IRL DNS

Birmingham 2003

Final (Mar 15)

1,	Marlon Devonish	GBR	20.62
2,	Joseph Batangdon	CMR	20.76
3,	Dominic Demeritte	BAH	20.92
4,	Matic Osovnikar	SLO	21.17
5,	Marco Torrieri	ITA	21.68
	Allyn Condon	GBR	DQ (r162.7)

Defending champion Crawford crossed the line first in his semi in 20.50 but was disqualified for running inside his lane, as was his teammate Williams after a blatant transgression in the third semi. These were two out of 25 such disqualifications in Birmingham.

The United States' loss was Britain's gain, for Devonish emerged as favourite and drew the favourable lane six in the final. That race was marred by the disqualification of the British number two, Condon. He false started twice yet disputed the judge's decision and insisted on racing under protest. Condon placed fifth but his disqualification held. Meanwhile, Devonish raced clear of Batangdon, who won his country's first medal at these championships.

First round (First 2 to semi-finals) (Mar 14)

Djhone was advanced to semi-finals in recognition of a seeding error in this round
Heat 1: 1, Torrieri 20.78; 2, Condon 21.14; 3, Johan Engberg SWE 21.36; Bruno Pacheco BRA DQ (r163.3)

Heat 2: 1, Batangdon 20.95; 2, Ryan 21.07; 3, Johan Wissman SWE 21.17; Heber Viera URU DQ (r163.3)

Heat 3: 1, Crawford 20.69; 2, Dacastello 21.29; 3, Santiago Ezquerro ESP 21.31; Roman Cress MHL DQ (r163.3)

Heat 4: 1, Osovnikar 20.77; 2, van Balkom 20.91; 3, Djhone 20.95; 4, Oumar Loum SEN 21.62

200 METRES

Multiple Medallists:

4	Kevin Little	USA	89-3, 93-3, 97-1, 99-3
3	Ade Mafe	GBR	85-2, 89-2, 91-3
2	Dominic Demeritte	BAH	03-3, 04-1

Most Finals:

4	Little
3	Mafe

Most Appearances:

5	Little	USA	89-3, 93-3, 97-1, 99-3, 01-dns/Final
4	Troy Douglas	BER	89-4h1, 91-6s3, 95-2, 97-4
	Patrick van Balkom	NED	97-3s1, 99-4s1, 01-3, 03-4s1

National Placings:

	1	2	3	4	5	6	7	8	Points
USA	4	-	3	1	4	2	-	-	77
GBR	2	4	1	-	1	1	-	-	57
FRA	-	1	-	2	-	-	-	-	17
BAH	1	-	1	-	-	-	-	-	14

Men's 200 Metres, continued									
National Placings:									
	1	2	3	4	5	6	7	8	Points
BUL	1	-	-	-	1	-	-	-	12
BER	-	1	-	1	-	-	-	-	12
CMR	-	1	-	1	-	-	-	-	12
CUB	-	1	-	1	-	-	-	-	12
BRA	-	-	2	-	-	-	-	-	12
URS	1	-	-	-	-	1	-	-	11
NGR	-	-	1	1	-	-	-	-	11
NED	-	-	1	-	1	-	-	-	10
ITA	-	-	-	1	1	-	-	-	9
NAM	1	-	-	-	-	-	-	-	8
NOR	1	-	-	-	-	-	-	-	8
AUS	-	1	-	-	-	-	-	-	7
BAR	-	1	-	-	-	-	-	-	7
SWE	-	1	-	-	-	-	-	-	7
CHI	-	-	1	-	-	-	-	-	6
GER	-	-	1	-	-	-	-	-	6
CAN	-	-	-	1	-	-	-	-	5
JAM	-	-	-	1	-	-	-	-	5
SLO	-	-	-	1	-	-	-	-	5
ESP	-	-	-	-	1	-	-	-	4
JPN	-	-	-	-	1	-	-	-	4
BEL	-	-	-	-	-	1	-	-	3
POL	-	-	-	-	-	1	-	-	3
Totals	11	11	11	11	10	6	0	0	344

Event discontinued after 2004

400 Metres

Paris 1985

Final (Jan 19: Non-championship)

1,	Thomas Schönlebe	GDR	45.60	World Best
2,	Todd Bennett	GBR	45.97	
3,	Mark Rowe	USA	46.31	
4,	Amadou Dia Bâ	SEN	46.94	
5,	Phil Brown	GBR	47.84	
6,	Angel Heras	ESP	54.09	

The East German teenager Schönlebe produced the best performance of the 1985 Games by substantially improving the world best of 45.79. Drawn in lane four, the reigning European Junior Champion raced through 200m in 21.48 to lead by five metres from Bennett. The Briton closed slightly at the end and became only the fourth man to crack 46 seconds indoors.

“Actually, I got excited and went out too fast,” admitted Schönlebe. “But I was able to hold on, to my surprise – and pleasure.”

First round (First 2 & 2 fastest to semi-finals) (Jan 18)

Heat 1: 1, Schönlebe 48.95; 2, Djédjémel 49.36; 3, Adalstein Bernhardsson ISL 50.37; 4, Khaled Hussain KUW 50.50; David Peltier BAR DNS

Heat 2: 1, Heras 47.88; 2, Daniel 47.96; 3, Ali St. Louis TTO 48.95; 4, Mike Okot UGA 50.19; Nabil Nahri SYR DNS

Heat 3: 1, Rowe 47.70; 2, Visserman 48.12; 3, Allan Inghram BAH 48.14; 4, Ahmed Hamada BRN 48.80

Heat 4: 1, Bennett 47.19; 2, Ellsworth 47.96; 3, Martínez 48.06; 4, Ahmed Halim EGY 48.77; 5, Abdelalil Kasbane MAR 48.93; 6, Kouadio Djetenan CIV 49.45

Heat 5: 1, Dia Bâ 47.55; 2, Brown 47.60; 3, Reyte 47.82; 4, Isidro del Prado PHI 48.35; 5, Gerry Delaney IRL 49.83; 6, Alberto Izu PER 51.19

Semi-finals (First 3 to final) (Jan 18)

Heat 1: 1, Dia Bâ 47.86; 2, Heras 47.89; 3, Brown 47.93; 4, Clarence Daniel USA 48.01; 5, Arjen Visserman NED 48.08; 6, Lázaro Martínez CUB 48.67

Heat 2: 1, Schönlebe 46.62; 2, Bennett 46.69; 3, Rowe 46.70; 4, Allan Ellsworth NED 48.09; 5, René Djédjémel CIV 49.09; 6, Carlos Reyte CUB 49.39

Indianapolis 1987

Final (Mar 7)

1,	Antonio McKay	USA	45.98
2,	Roberto Hernández	CUB	46.09
3,	Michael Franks	USA	46.19
4,	Ian Morris	TTO	46.57
5,	Paul Harmsworth	GBR	46.59
6,	Arjen Visserman	NED	47.11

It was Hernandez who rushed to the front at the bell in 21.76. Franks followed with the favourite McKay third and stumbling at the end of

the first bend. Hernandez – just one day after his 20th birthday – continued to run cleanly from the front and held a 2m lead from Franks into the straight while McKay was fighting to hold off Morris for the bronze. McKay then changed gears, passing Franks and then the young Cuban just before the line.

First round (First 2 & 4 fastest to final) (Mar 6)

Heat 1: 1, McKay 47.33; 2, Harmsworth 47.33; 3, Kharizanov 47.44; 4, Mohamed Nordin Jadi MAS 50.34; 5, Isidro del Prado PHI 50.49

Heat 2: 1, Franks 47.54; 2, Morris 47.57; 3, Mauro Zuliani ITA 47.67; 4, David Kitur KEN 47.90; 5, Ahmed Hamada BRN 49.15

Heat 3: 1, Hernández 46.57; 2, Visserman 46.73; 3, Anzrah 46.96; 4, Inghram 46.96; 5, Ugbisie 47.47; 6, Lenford Ogarro VIN 49.84

Heat 4: 1, Henrich 47.35; 2, Forde 47.49; 3, Sunday Uti NGR 48.18; 5, Ahmed Halim EGY 48.25; 6, Dawda Jallow GAM 50.00

Semi-finals (First 3 to final) (Mar 6)

Heat 1: 1, Morris 46.69; 2, Hernández 46.74; 3, Visserman 46.89; 4, Mark Henrich FRG 46.89; 5, John Anzrah KEN 47.35; 6, Moses Ugbisie NGR 47.41

Heat 2: 1, McKay 46.70; 2, Franks 46.78; 3, Harmsworth 46.97; 4, Allan Inghram BAH 47.06; 5, Momchil Kharizanov BUL 47.18; 6, Elvis Forde BAR 47.42

Budapest 1989

Final (Mar 5)

1,	Antonio McKay	USA	45.59
2,	Ian Morris	TTO	46.09
3,	Cayetano Cornet	ESP	46.40
4,	Slobodan Branković	YUG	46.48
5,	Brian Whittle	GBR	46.78
6,	Gabriel Tiacoh	CIV	47.35

McKay defended his title, but once again did so without leading until the second lap. This time it was Branković and Cornet who duelled for the lead with the Spaniard prevailing in 21.76 at the bell.

The American then timed his effort much better than in 1987 to move ahead on the last backstraight, hitting the front at 300m precisely. Morris also ran strongly in the second lap to make up three places. The winner's time was a US indoor record. “I wanted a world record,” he said, “but I couldn't do it because of all the pushing.”

First round (Winner & 7 fastest to semi-finals) (Mar 4)

Heat 1: 1, McKay 46.86; 2, Morris 47.09; 3, Visserman 47.11; 4, Antonio Sánchez ESP 47.60; 5, Luis Karim Toledo MEX 48.65

Heat 2: 1, Burnett 46.91; 2, Vaihinger 47.00; 3, Gusztáv Menczer HUN 47.43; 4, Romeo Gido PHI 47.63; 5, Patrick Delice TTO 47.86; 6, Ahmed Halim EGY 48.63

Heat 3: 1, Cornet 46.64; 2, Gudeta 47.14; 3, Todd Bennett GBR 47.35; 4, Tomasz Jedrusik POL 47.36; 5, Klaus Just FRG 47.67

Heat 4: 1, Tiacoh 47.00; 2, Daniel 47.20; 3, Toshio Watanabe JPN 47.97; 4, Troy Douglas BER 48.46; 5, Gerson Souza BRA 49.04

Heat 5: 1, Whittle 46.69; 2, Branković 46.69; 3, Cameron 46.93; 4, Ervin Kátana HUN 47.33; 5, Anton Skerritt CAN 47.69

Semi-finals (First 3 to final) (Mar 5)

Heat 1: 1, McKay 46.06; 2, Cornet 46.30; 3, Morris 46.52; 4, Alemayehu Gudeta ETH 46.96; 5, Jörg Vaihinger FRG 47.01; 6, Howard Burnett JAM 47.18

Heat 2: 1, Branković 46.49; 2, Tiacoh 46.69; 3, Whittle 46.71; 4, Arjen Visserman NED 46.94; 5, Clarence Daniel USA 47.03; 6, Bert Cameron JAM 47.78

Seville 1991

Final (Mar 10)

1,	Devon Morris	JAM	46.17
2,	Samson Kitur	KEN	46.21
3,	Cayetano Cornet	ESP	46.52
4,	Charles Jenkins	USA	47.18
5,	Howard Burnett	JAM	47.84
6,	Alvin Daniel	TTO	62.39

Morris took control of the race with a 21.80 first half and had just enough left in the second lap to hold off Kitur. A relieved Cornet made up two places in the last lap to repeat his 1989 bronze.

It was a pity that several potential winners, including Danny Everett, Michael Johnson and Thomas Schönlebe, chose not to compete for various reasons.

First round (First 2 & 4 fastest to semi-finals) (Mar 8)

Heat 1: 1, I Morris 47.03; 2, Cornet 47.11; 3, Greene 47.67; 4, Christopher Nibilo TAN 48.40; 5, Benyounes Lahlou MAR 48.94

Heat 2: 1, Kitur 47.04; 2, Burnett 47.11; 3, Pierre 47.18; 4, Christian Boda MRI 49.47; 5, Julio Caballero PAR 50.95; Dmitry Golovastov URS DNF

Heat 3: 1, Jenkins 47.17; 2, D Morris 47.28; 3, Amar Hacini ALG 47.95; 4, Inaldo Justino BRA 49.49; Desi Wynter ISV DQ; Morris Okinda TAN DNS

Heat 4: 1, Daniel 47.19; 2, Sánchez 47.33; 3, Garner 47.52; 4, Kasbane 47.56; 5, Roberto Bortolotto BRA 49.07

Semi-finals (First 3 to final) (Mar 9)

Heat 1: 1, D Morris 46.30; 2, Jenkins 46.55; 3, Cornet 46.69; 4, Abdelali Kasbane MAR 47.05; 5, Mark Garner AUS 47.06; Ian Morris TTO DNF

Heat 2: 1, Kitur 46.43; 2, Burnett 46.62; 3, Daniel 47.03; 4, Paul Greene AUS 47.20; 5, Raymond Pierre USA 47.51; 6, Antonio Sánchez ESP 47.59

Toronto 1993**Final (Mar 14)**

1,	Butch Reynolds	USA	45.26
2,	Sunday Bada	NGR	45.75
3,	Darren Clark	AUS	46.45
4,	Rico Lieder	GER	46.53
5,	Devon Morris	JAM	46.67
6,	Jason Rouser	USA	46.70

Reynolds was making his championship comeback following a 28-month suspension which the American had contested with the IAAF.

He confidently tucked into third place behind Bada (21.29) and Clark at halfway, then moved up to second spot as the surprising Bada kept leading through 300m in 32.6. The American sprinted past on the final bend.

First round (First 2 & 2 fastest to semi-finals) (Mar 12)

Heat 1: 1, Ismail 46.43; 2, Bada 46.57; 3, Dmitriy Kosov RUS 47.86; 4, Francis Ogola UGA 48.06; 5, Bekele Ergogo ETH 48.82; Anthony Wallace JAM DQ

Heat 2: 1, Lieder 46.63; 2, Lahlou 46.81; 3, Eronilde de Araújo BRA 47.50; 4, Troy Douglas BER 47.55; 5, Shigekazu Omori JPN 48.32; 6, Raymundo Escalante MEX 49.09

Heat 3: 1, Reynolds 46.37; 2, Clark 46.76; 3, Jackson 47.03; 4, Kan 47.16; 5, Marco Vaccari ITA 47.84

Heat 4: 1, Rouser 47.35; 2, D Morris 47.42; 3, Alvin Daniel TTO 47.56; 4, Anton Ivanov BUL 47.83; Emin Makhmudbekov AZE DQ

Heat 5: 1, Lemba 47.47; 2, Cornet 47.55; 3, John Lawson RSA 48.43; 4, Ian Morris TTO 49.91; Karsten Just GER DQ

Semi-finals (First 2 & 2 fastest to final) (Mar 13)

Heat 1: 1, Reynolds 45.70; 2, Lieder 46.16; 3, Clark 46.64; 4, D Morris 46.83; 5, Cephas Lemba ZAM 47.16; 6, Masayoshi Kan JPN 47.25

Heat 2: 1, Bada 46.29; 2, Rouser 46.80; 3, Mark Jackson CAN 47.10; 4, Cayetano Cornet ESP 47.12; Ibrahim Ismail QAT DQ; Benyounes Lahlou MAR DQ

Barcelona 1995**Final (Mar 12)**

1,	Darnell Hall	USA	46.17
2,	Sunday Bada	NGR	46.38
3,	Mikhail Vdovin	RUS	46.65
4,	Carlos Silva	POR	46.87
5,	Shon Ju-Il	KOR	46.90
6,	Calvin Davis	USA	47.19

For the second successive world indoor championships, Bada set the pace in the 400m final (21.31 at 200m). He won silver again, but came much closer to victory than in 1993. Hall moved in front only in the last 20m. "I was surprised when [he] took the lead," said Hall, "but I showed a lot of poise and character. We just had to see who was the stronger."

First round (First 2 & 2 fastest to semi-finals) (Mar 10)

Heat 1: 1, Davis 46.99; 2, Coombs 47.17; 3, Saber 47.18; 4, Wilson Cañizales COL 49.32

Heat 2: 1, Hall 46.32; 2, Bada 46.79; 3, Vdovin 47.20; 4, Seiji Inagaki JPN 47.59; 5, Paul Slythe GBR 47.66

Heat 3: 1, Ismail 47.59; 2, Silva 47.99; 3, Hiroyuki Hayashi JPN 48.07; 4, Bülent Eren TUR 49.09; 5, Mark Hylton GBR 50.26; Antonio Sánchez ESP DNF

Heat 4: 1, Just 47.63; 2, Shon 47.74; 3, Benyounes Lahlou MAR 48.07; 4, Desiré Pierre-Louis MRI 48.14; 5, Mukandila Kabongo COD 51.60; Andrea Nuti ITA DQ

Heat 5: 1, Voelkel 47.33; 2, Joubert 47.34; 3, Evripides Demosthenous CYP 47.95; 4, Bouchair Belcaid MAR 48.01; 5, Muhammed Amin PAK 50.23

Semi-finals (First 3 to final) (Mar 11)

Heat 1: 1, Bada 46.41; 2, Davis 46.53; 3, Silva 46.94; 4, Ashraf Saber ITA 47.33; 5, Eswort Coombs VIN 47.63; 6, Julian Voelkel GER 47.81

Heat 2: 1, Vdovin 46.91; 2, Hall 46.92; 3, Shon 47.48; 4, Karsten Just GER 47.53; 5, Michael Joubert AUS 47.78; Ibrahim Ismail QAT DNS

Paris 1997**Final (Mar 9)**

1,	Sunday Bada	NGR	45.51
2,	Jamie Baulch	GBR	45.62
3,	Shunji Karube	JPN	45.76
4,	Robert Maćkowiak	POL	45.94
5,	Derek Mills	USA	46.30
	Troy McIntosh	BAH	DNF

After silvers in Toronto and Barcelona, Bada finally won a world indoor gold, defeating one of the major favourites in Paris in the process. Olympic relay silver medallist Baulch had been unbeaten all winter and seemed to be heading for another victory after a 21.30 first lap which gave him a healthy lead. Bada followed and struck at the start of the homestraight. He stole past Baulch to set a new African indoor record. Karube also finished fast to take Japan's first ever individual world indoor medal.

The athletics family was shocked and saddened by news of the death of Sunday Bada at the age of 42 on December 12, 2011.

First round (First 2 and 4 fastest to semi-finals) (Mar 7)

Heat 1: 1, Baulch 46.52; 2, McIntosh 46.59; 3, Rusterholz 46.65; 4, Omori 47.13; 5, Pablo Escribá ESP 49.90

Heat 2: 1, Bada 46.58; 2, Maćkowiak 46.64; 3, Andrés 47.14; 4, Péter Nyilasi HUN 48.21

Heat 3: 1, Parrela 46.84; 2, Vaccari 47.56; 3, Valentin Kulbatskiy UKR 47.76; 4, Kambon Sampson VIN 48.26; 5, Seck Man'diaye MTN 51.70; Michael McDonald JAM DNS

Heat 4: 1, Mills 47.10; 2, Laird 47.18; 3, Slobodan Branković YUG 47.42; 4, Vadim Zadoynov MDA 48.18

Heat 5: 1, Mashchenko 46.90; 2, Provost 46.94; 3, Karube 47.08; 4, Ibrahim Ismail QAT 47.32; 5, Carlos Toledo ESA 49.23; Neil De Silva TTO DNS

Heat 6: 1, Cárdenas 47.57; 2, Kovács 47.81; 3, Valdinei da Silva BRA 48.19; 4, Emmanuel Rubayiza RWA 50.25; Greg Houghton JAM DNS

Heat 7: 1, Hylton 47.58; 2, Minor 47.61; 3, Sinisa Pesa YUG 47.64; 4, Pierre-Marie Hilaire FRA 47.68; 5, Kevin Widmer SUI 47.81; 6, Mike Ezra UGA 53.74

Semi-finals (First 2 to final) (Mar 8)

Heat 1: 1, Baulch 46.02; 2, McIntosh 46.20; 3, Alejandro Cárdenas MEX 46.50; 4, Deon Minor USA 46.68; 5, Marco Vaccari ITA 47.54; 6, Antonio Andrés ESP 47.71

Heat 2: 1, Bada 46.06; 2, Mills 46.14; 3, Mark Hylton GBR 46.19; 4, Linval Laird JAM 47.01; 5, Dusan Kovács HUN 47.23; 6, Shigekazu Omori JPN 47.34

Heat 3: 1, Karube 46.16; 2, Maćkowiak 46.22; 3, Sanderlei Parrela BRA 46.33; 4, Ruslan Mashchenko RUS 46.42; 5, Mathias Rusterholz SUI 47.16; 6, Kjell Provost BEL 48.30

Maebashi 1999**Final (Mar 7)**

1,	Jamie Baulch	GBR	45.73	0.158
2,	Milton Campbell	USA	45.99	0.204
3,	Alejandro Cárdenas	MEX	46.02	0.120
4,	Troy McIntosh	BAH	46.05	0.223
5,	Roxbert Martin	JAM	46.85	0.148
6,	Lars Figura	GER	47.06	0.141

Baulch (lane 5) was again the favourite, but he looked to be in trouble at the break when the men either side of him were a few strides ahead. Then within 50m, the Welshman produced a breathtaking piece of acceleration to emerge in front at exactly 200m (21.13).

Despite the fast pace, Baulch held his form and into the straight it was clear he would not be caught. There was a close battle for the minor medals. McIntosh led off the last bend, but he was passed first by Campbell then, with his last stride, Cárdenas. All three fell over as they dipped for the line.

First round (First 2 and 8 fastest to semi-finals) (Mar 5)

Heat 1: 1, Martin 47.34; 2, Trull 47.51; 3, Laurent Clerc SUI 47.58; 4, Masayoshi Kan JPN 47.72; 5, Sinisa Pesa YUG 47.86; 6, Alejandro Navarro ESA 51.12

Heat 2: 1, McIntosh 46.49; 2, Minor 46.69; 3, Bada 46.87; 4, Osakada 47.00; 5, Iakovákis 47.13

Heat 3: 1, Cárdenas 46.45; 2, Figura 46.49; 3, Długosielski 46.90; 4, Vincent 47.15; 5, Du'aine Ladejo GBR 47.58; 6, Moses Kondowe MAW 50.39

Heat 4: 1, Baulch 46.46; 2, Canal 46.48; 3, Mango 46.64; 4, Czubak 47.04; 5, Salem Al Ameerri BRN 50.39; 6, Marcel Yambo Bakulu COD 51.18

Heat 5: 1, Campbell 46.77; 2, Parrela 46.81; 3, Šestak 47.00; 4, Kostás Kentéris GRE 47.35; 5, Darko Juričić CRO 47.36; 6, Carlos Santa DOM 47.56

Semi-finals (First 2 to final) (Mar 6)

Heat 1: 1, Cárdenas 46.51; 2, Figura 46.71; 3, David Canal ESP 46.93; 4, Sunday Bada NGR 47.07; 5, Piotr Długosielski POL 47.55; 6, Casey Vincent AUS 48.03

Heat 2: 1, Campbell 46.23; 2, McIntosh 46.32; 3, Sanderlei Parrela BRA 46.39; 4, Juan Vicente Trull ESP 46.88; 5, Jun Osakada JPN 46.95; Tomasz Czubak POL DNF

Heat 3: 1, Baulch 46.14; 2, Martin 46.34; 3, Matija Šestak SLO 46.84; 4, Fred Mango FRA 47.06; 5, Deon Minor USA 47.12; 6, Periklis Iakovákis GRE 47.23

Lisbon 2001**Final (Mar 11)**

1,	Daniel Caines	GBR	46.40
2,	Milton Campbell	USA	46.45
3,	Danny McFarlane	JAM	46.74
4,	David Canal	ESP	46.99
5,	Mark Hylton	GBR	47.03
	James Davis	USA	DNF

Jamie Baulch did not defend but the title stayed in British hands through Caines. The 21 year-old led at halfway in 21.41 from McFarlane and Campbell. The Jamaican and American were close behind before Caines surged again on the final bend. Campbell made one final effort, overhauling McFarlane and almost catching Caines. He therefore repeated his Maebashi silver.

"I had two things to do today," reflected the winner. "Get to the bell first, and then work, work, work!"

First Round (First 2 & 2 fastest to semi-finals) (Mar 9)

Heat 1: 1, Hylton 46.79; 2, Laursen 46.82; 3, Gorban 46.91; 4, Carlos Silva POR 48.45; 5, Sugath Thilakarathne SRI 48.82; 6, Marcelo Figeroa ESA 49.35

Heat 2: 1, Caines 46.65; 2, Canal 46.85; 3, Bada 46.91; 4, Sanderlei Parrela BRA 47.53; 5, Shane Niemi CAN 47.80

Heat 3: 1, McFarlane 46.90; 2, Sánchez 47.02; 3, Robert Maćkowiak POL 47.24; 4, Rohan Pradeep Kumara SRI 48.02; 5, Jude Monye NGR 48.05; 6, Jun Osakada JPN 48.13

Heat 4: 1, Labidi 46.93; 2, Davis 47.01; 3, Andrey Semyonov RUS 47.01; 4, Piotr Rysiukiewicz POL 47.19; 5, Alain Rohr SUI 47.62; Bothwell Machihulu ZAM DQ (163.3) (52.81)

Heat 5: 1, Campbell 47.09; 2, Clarke 47.20; 3, Troy McIntosh BAH 47.66; 4, Steliós Dimósiotis GRE 47.71; 5, Dmitriy Chumichkin AZE 48.52; 6, Bilal Khalid BRN 49.61

Semi-finals (First 3 to final) (Mar 10)

Heat 1: 1, Caines 46.43; 2, Campbell 46.69; 3, Canal 47.08; 4, Davian Clarke JAM 47.17; 5, Sunday Bada NGR 48.14; Sofiene Labidi TUN DQ (r163.3) (46.97)

Heat 2: 1, McFarlane 46.68; 2, Hylton 46.87; 3, Davis 46.90; 4, Felix Sánchez DOM 47.29; 5, Boris Gorban RUS 47.48; 6, Jimisola Laursen SWE 48.17

Birmingham 2003**Final (Mar 16)**

1,	Tyree Washington	USA	45.34
2,	Daniel Caines	GBR	45.43
=3,	Jamie Baulch	GBR	45.99
	Paul McKee	IRL	45.99
5,	David McCarthy	IRL	46.61
6,	Daniel Batman	AUS	46.67

This event provided the clash of the championship: Defending champion Caines, a local favourite, versus the United States Champion Washington. Their rivalry was evident from the first heat, where they were drawn together. Both wanted to get to the halfway point in first place and Washington prevailed by running a scorching 20.87 first half, with Caines alongside. The tall American impeded Caines twice on the second lap, but the Briton came through to win in an extravagant 45.85, far faster than his winning time in Lisbon. Though the British

runner complained about Washington's actions, his team decided not to make an official protest. The two met again in the semis, when Caines followed Washington (21.45 at 200m) before edging past to win.

In the final, Caines (lane 5) again allowed Washington (lane 4) to race ahead at halfway in 21.12, following close behind and attacking down the final straight. He closed the gap, but the relaxed Washington stayed in front.

For the bronze medal, former champion Baulch and Irishman McKee crossed the line together. At first they were listed as equal third in 45.99, then Baulch was given third and McKee fourth. That's how it stayed for the medal ceremony, but a protest on behalf of McKee was upheld and he was awarded a shared bronze medal in a separate presentation at the end of the championships.

First Round (First 2 & 4 fastest to semi-finals) (Mar 14)

Heat 1: 1, Caines 45.85; 2, Washington 45.90; 3, Plawgo 46.33; 4, Labidi 46.47; Danny McFarlane JAM DNF; Rohan Pradeep Kumara SRI DQ (r163.3)

Heat 2: 1, Canal 46.39; 2, McKee 46.68; 3, Edoardo Vallet ITA 47.77; 4, California Molefe BOT 47.90; 5, Ernie Candelario PHI 48.86; Davian Clarke JAM DQ (r163.3)

Heat 3: 1, Baulch 46.44; 2, McCarthy 46.69; 3, Brown 46.74; 4, van Branteghem 46.75; 5, Román Basil PAN 49.46; Moses Kondowe MAW DQ (r163.3)

Heat 4: 1, Batman 46.11; 2, Vieru 46.84; 3, Damion Barry TTO 47.21; 4, Dmitriy Chumichkin AZE 48.11; Alleyne Francique GRN DQ (r163.3); Corey Nelson USA DQ (r163.3)

Semi-finals (First 3 to final) (Mar 15)

Heat 1: 1, McKee 46.24; 2, Baulch 46.74; 3, Batman 46.76; 4, Ioan Vieru ROU 47.01; 5, Christopher Brown BAH 47.03; 6, Sofiene Labidi TUN 47.14

Heat 2: 1, Caines 46.24; 2, Washington 46.50; 3, McCarthy 46.61; 4, Marek Plawgo POL 46.82; 5, Cédric van Branteghem BEL 47.01; 6, David Canal ESP 47.17

Budapest 2004**Final (Mar 6)**

1,	Alleyne Francique	GRN	45.88
2,	Davian Clarke	JAM	45.92
3,	Gary Kikaya	COD	46.30
4,	Sofiene Labidi	TUN	46.48
5,	Milton Campbell	USA	46.74
6,	Joe Mendel	USA	47.34

Francique – who was disqualified from the heats in 2003 – ran comfortably from lane 5 to lead at the bell in 21.57 with Clarke and Kikaya following. On the last backstraight, Clarke edged in front, but not by enough to be able to overtake the Grenadian athlete on the bend. In the final straight the Jamaican moved wide again and closed on Francique, but like Caines versus Washington in 2003, the man who led at the bell held on for the gold. So Grenada gained their first World Champion.

First round (First 2 & 2 fastest to semi-finals) (Mar 5)

Heat 1: 1, Campbell 47.35; 2, Haughton 47.71; 3, Lloyd Zvasiya ZIM 47.81; 4, Adam Potter GBR 47.82; 5, Man Fong Cheong MAC 55.17

Heat 2: 1, Labidi 46.97; 2, Brown 47.08; 3, Salvador Rodríguez ESP 47.53; (2,) Ioan Vieru ROU DQ (r40.8) (47.07) (Withdrawn from semi-finals)

Heat 3: 1, Mendel 47.33; 2, Vincent 47.42; 3, California Molefe BOT 47.58; 4, Ato Modibo TTO 47.62; 5, Chris Lloyd DMA 47.78

Heat 4: 1, Clarke 46.36; 2, Canal 46.67; 3, Szeglet 46.92; 4, McCarthy 46.94; 5, Ernie Candelario PHI 48.92; 6, Geoffrey Bai PNG 50.57

Heat 5: 1, Francique 46.76; 2, Kikaya 47.09; 3, Robert Daly IRL 47.42; 4, Nagmeldin Ali Abubakr SUD 47.85; Marcelo Figeroa ESA DNS

Semi-finals (First 3 to final) (Mar 6)

Heat 1: 1, Clarke 46.34; 2, Kikaya 46.46; 3, Mendel 46.56; 4, David Canal ESP 46.70; 5, David McCarthy IRL 47.34; 6, Casey Vincent AUS 47.68

Heat 2: 1, Francique 46.32; 2, Labidi 46.61; 3, Campbell 46.67; 4, Chris Brown BAH 46.68; 5, Greg Haughton JAM 46.81; 6, Zsolt Szeglet HUN 47.16

Moscow 2006**Final (Mar 12)**

1,	Alleyne Francique	GRN	45.54
2,	California Molefe	BOT	45.75
3,	Chris Brown	BAH	45.78
4,	Davian Clarke	JAM	45.93
5,	Milton Campbell	USA	46.15
6,	Dmitriy Petrov	RUS	47.33

Defending champion Francique was the slowest heat winner with 46.79, some 1.05 seconds slower than Molefe, the quickest man in the first round. Disqualified for a lane violation was US number one LaShawn Merritt. Francique edged Molefe 45.86 to 46.02 in the semi-finals, and then the Grenadan surged to the front in the final, passing 200m in 21.11, just ahead of Chris Brown. Molefe improved from fourth to second in the last 100m, but for the fifth time in succession, the leader at 200m went on to be the victor.

First round (First & 2 fastest to semi-finals) (Mar 10)

Heat 1: 1, Molefe 45.74; 2, Petrov 46.29; 3, Aleksey Rachkovsky UKR 47.13; 4, Santiago Ezquerro ESP 47.36; 5, David Gillick IRL 47.61; 6, Sou Chon Kin MAC 49.95

Heat 2: 1, Francique 46.79; 2, Marciszyn 46.88; 3, Faller 47.02; 4, Valentin Bulichev AZE 48.26; Sanjay Ayre JAM DQ (r163.3) (48.30)

Heat 3: 1, Brown 46.64; 2, Frolov 46.69; 3, Santa 47.00; 4, Isaac Yaya PYF 48.45; Asad Iqbal PAK DQ (r163.3) (48.46)

Heat 4: 1, Campbell 46.67; 2, Dabrowski 46.80; 3, Arismendy Peguero DOM 47.32; 4, Chris Lloyd DMA 47.33; 5, Andrés Silva URU 47.50; 6, Brice Panel FRA 48.52

Heat 5: 1, Clarke 46.37; 2, McCarthy 46.68; 3, David Canal ESP 47.38; 4, Anderson Jorge dos Santos BRA 48.19; 5, Nicholas Mangham PLW 54.80; LaShawn Merritt USA DQ (r163.3) (46.03)

Semi-finals (First 3 to final) (Mar 11)

Heat 1: 1, Francique 45.86; 2, Molefe 46.02; 3, Campbell 46.22; 4, Daniel Dabrowski POL 46.61; 5, Ruwen Faller GER 46.67; 6, Vladislav Frolov RUS 47.11

Heat 2: 1, Brown 46.10; 2, Clarke 46.23; 3, Petrov 46.44; 4, Marcin Marciszyn POL 46.97; 5, Carlos Santa DOM 47.11; 6, David McCarthy IRL 47.11

Valencia 2008

Final (Mar 9)

1,	Tyler Christopher	CAN	45.67
2,	Johan Wissman	SWE	46.04
3,	Chris Brown	BAH	46.26
4,	Nery Brenes	CRC	46.65
5,	Maksim Dyldin	RUS	46.79
6,	Sean Wroe	AUS	46.93

Christopher, who had not even run an indoor 400m before February 2008, was top of the entry list with 45.80, but Wissman stamped himself as the favourite with a first round win in 46.12. Wissman was edged by Christopher in the first semi-final, and eliminated was David Neville, who would go on to win Olympic bronze in Beijing.

In the final, Wissman drew lane four with Christopher in five and Brown in six. The three were level approaching the bell before Wissman edged ahead in 21.10. Christopher then fell back while the other two battled it out. With 100m to go Wissman and Brown were duelling for the lead, and Christopher was two metres behind, but then the Canadian produced an irresistible finish to win clearly from Wissman while Brown repeated his 2006 bronze.

First round (First 2 & 2 fastest to semi-finals) (Mar 7)

Heat 1: 1, Wroe 47.23; 2, Buck 47.54; 3, Greg Nixon USA 47.64; 4, Mark Ujakpor ESP 47.94

Heat 2: 1, Brenes 46.45; 2, Lloyd 46.79; 3, Alekseyev 47.07; 4, Steven Green GBR 47.44; 5, Arismendy Peguero DOM 47.45

Heat 3: 1, Christopher 47.06; 2, Molefe 47.22; 3, Michael Mathieu BAH 47.34; 4, Clemens Zeller AUT 47.34

Heat 4: 1, Dyldin 46.96; 2, Neville 47.43; 3, Edino Steele JAM 47.51; 4, Andrés Silva URU 47.54; 5, Carlos Santa DOM 48.10; Dalibor Spasovski MKD DNF

Heat 5: 1, Wissman 46.12; 2, Brown 46.47; 3, Barrett 47.02; 4, Mamoudou Hanne MLI 48.44; 5, Alleyne Francique GRN 48.64; 6, Takeshi Fujiwara ESA 48.82

Semi-finals (First 3 to final) (Mar 8)

Heat 1: 1, Christopher 46.57; 2, Wissman 46.86; 3, Wroe 47.13; 4, Denis Alekseyev RUS 47.18; 5, California Molefe BOT 47.74; 6, David Neville USA 48.18

Heat 2: 1, Brown 46.68; 2, Brenes 46.85; 3, Dyldin 46.92; 4, Chris Lloyd DMA 46.92; 5, Richard Buck GBR 47.60; 6, DeWayne Barrett JAM 48.41

Doha 2010

Final (Mar 13)

1,	Chris Brown	BAH	45.96
2,	William Collazo	CUB	46.31
3,	Jamaal Torrance	USA	46.43

4,	Nery Brenes	CRC	46.55
5,	Bershawn Jackson	USA	46.84
	David Gillick	IRL	DQ (r163.2) (46.62)

Jackson (45.41) and Gillick (45.52) had the fastest pre-Doha times of those entered, and they were quickest in the semi-finals, with marks of 46.13 and 46.15 in the first of the semis. However as the Irishman only placed second in that heat, he ended up with an unfavourable draw (lane three) for the final. In that race, the two-time bronze medallist Brown led at halfway (21.28) from Jackson, Torrance and Gillick. The Irishman progressed to third place round the final bend, but then attempted to pass Jackson on the inside, causing a collision which destroyed the chances of both men and led to Gillick's disqualification. Meanwhile Brown glided to victory, while an ecstatic Collazo swept through for the silver.

First round (First 2 & 2 fastest to semi-finals) (Mar 12)

Heat 1: 1, Buryak 47.03; 2, Mathieu 47.10; 3, Rabah Yousif SUD 47.21; 4, Santiago Ezquerro ESP 47.26; 5, Takeshi Fujiwara ESA 48.21; Renny Quow TTO DNF

Heat 2: 1, Gillick 46.72; 2, Collazo 46.78; 3, Chambers 47.06; 4, Dale Garland GBR 48.26; 5, Wala Gime PNG 49.92

Heat 3: 1, Jackson 46.87; 2, Brenes 46.94; 3, Buck 47.02; 4, Clemens Zeller AUT 47.39; 5, Lewis Banda ZIM 48.85; 6, Gakogelwang Masheto BOT 50.96

Heat 4: 1, Torrance 46.70; 2, Steele 46.80; 3, Brian Gregan IRL 47.26; 4, Nicolas Fillon FRA 48.28; 5, Jarrin Solomon TTO 48.37; 6, Matthew Pangelinan GUM 55.33

Heat 5: 1, Brown 46.95; 2, Alekseyev 47.18; 3, Marcin Marciszyn POL 47.23; 4, Arismendy Peguero DOM 47.28; 5, Andrés Silva URU 49.09

Semi-finals (First 3 to final) (Mar 12)

Heat 1: 1, Jackson 46.13; 2, Gillick 46.15; 3, Collazo 46.34; 4, Edino Steele JAM 46.84; 5, Michael Mathieu BAH 47.09; 6, Denis Alekseyev RUS 47.22

Heat 2: 1, Brown 46.64; 2, Torrance 46.69; 3, Brenes 46.73; 4, Dmitry Buryak RUS 46.95; 5, Richard Buck GBR 47.70; 6, Ricardo Chambers JAM 48.02

Istanbul 2012

Final (Mar 10)

1,	Nery Brenes	CRC	45.11
2,	Demetrius Pinder	BAH	45.34
3,	Chris Brown	BAH	45.90
4,	Tabarie Henry	ISV	45.96
5,	Pavel Maslák	CZE	46.19
6,	Kirani James	GRN	46.21

Outdoor World Champion James won his heat, but then was pipped by Brenes in his semi-final so drew the inside lane for the final where he was never in the hunt. Brenes – fourth in 2008 & 2010 – led at 200m in 21.24 from Pinder and Brown. He continued ahead through 300m (32.7), before winning in 45.11, two metres clear of the Bahamian pair. The previous month the Costa Rican had fallen in the homestraight at the Birmingham meeting. Then his splits were 21.18 and 32.6 and he insisted would have had an even faster total time then than his winning mark at Istanbul.

First round (First 2 & 6 fastest to semi-finals) (Mar 9)

Heat 1: 1, Pinder 46.49; 2, Henry 46.71; 3, Ujakpor 47.06; 4, Wala Gime PNG 48.85; 5, Yaovi Michael Gougou BEN 51.20

Heat 2: 1, James 46.64; 2, Brenes 46.77; 3, Santos 47.07; 4, Aleksandrenko 47.78; (4,) Yousif DQ (r40.8) (47.30)

Heat 3: 1, Levine 47.56; 2, Valentini 48.58; 3, Bacar Houmadi Jannot COM 49.58; 4, Andrés Silva URU 51.93; Lalonde Gordon TTO DQ (r163.3)

Heat 4: 1, Roberts 47.57; 2, Kruglyakov 47.70; 3, Jarrin Solomon TTO 47.82; 4, Takeshi Fujiwara ESA 48.96; 5, Kristijan Eftremov MKD 50.23

Heat 5: 1, Maslák 47.00; 2, Buck 47.05; 3, Hurtault 47.63; 4, Trausti Stefánsson ISL 48.86; 5, Ak. Hafiy Tajuddin Rositi BRU 51.02; 6, Hussein Al-Fedheili OMA 55.15

Heat 6: 1, Brown 47.28; 2, Smith 47.46; 3, Kayaş 47.55; 4, Nika Kartavtsevi GEO 48.27; 5, Bahaa Al Farra PLE 51.65; 6, Jeofry Limtiaco GUM 53.67

Semi-finals (First 2 to final) (Mar 9)

Heat 1: 1, Pinder 45.94; 2, Henry 46.01; 3, Mark Ujakpor ESP 46.98; 4, Gil Roberts USA 47.01; 5, Lorenzo Valentini ITA 48.47; 6, Maksim Aleksandrenko RUS 49.76

Heat 2: 1, Brown 46.37; 2, Maslák 46.49; 3, Richard Buck GBR 46.68; 4, Calvin Smith USA 47.09; 5, Ali Ekber Kayas TUR 48.16; Rabah Yousif SUD DQ (r40.8) (DNF)

Heat 3: 1, Brenes 46.01; 2, James 46.04; 3, Nigel Levine GBR 46.46; 4, Luguelin Santos DOM 46.83; 5, Valentin Kruglyakov RUS 47.34; 6, Erison Hurtault DMA 48.68

400 METRES

Multiple Medallists:

4	Chris Brown	BAH	06-3, 08-3, 10-1, 12-3
3	Sunday Bada	NGR	93-2, 95-2, 97-1
	Jamie Baulch	GBR	97-2, 99-1, 03-3=
2	Antonio McKay	USA	87-1, 89-1
	Cayetano Cornet	ESP	89-3, 91-3
	Milton Campbell	USA	99-2, 01-2
	Daniel Caines	GBR	01-1, 03-2
	Alleyne Francique	GRN	04-1, 06-1

Most Finals:

4	Campbell	USA	99-2, 01-2, 04-5, 06-5
	Brown		06-3, 08-3, 10-1, 12-3

Most Appearances:

6	Brown		03-5s1, 04-4s2, 06-3, 08-3, 10-1, 12-3
---	-------	--	--

National Placings:

	1	2	3	4	5	6	7	8	Points
USA	5	2	3	1	3	4	-	-	101
GBR	2	3	1=	-	4	-	-	-	58.5
BAH	1	1	3	1	-	-	-	-	38
JAM	1	1	1	1	3	-	-	-	38
NGR	1	2	-	-	-	-	-	-	22
ESP	-	-	2	1	-	1	-	-	20
GRN	2	-	-	-	-	1	-	-	19
CRC	1	-	-	2	-	-	-	-	18
GER	1	-	-	1	-	1	-	-	16
TRI	-	1	-	1	-	1	-	-	15
CUB	-	2	-	-	-	-	-	-	14
IRL	-	-	1=	-	2	-	-	-	13.5
RUS	-	-	1	-	1	1	-	-	13
AUS	-	-	1	-	-	2	-	-	12
CAN	1	-	-	-	-	-	-	-	8
BOT	-	1	-	-	-	-	-	-	7
KEN	-	1	-	-	-	-	-	-	7
SWE	-	1	-	-	-	-	-	-	7
COD	-	-	1	-	-	-	-	-	6
JPN	-	-	1	-	-	-	-	-	6
MEX	-	-	1	-	-	-	-	-	6
ISV	-	-	-	1	-	-	-	-	5
POL	-	-	-	1	-	-	-	-	5
POR	-	-	-	1	-	-	-	-	5
SEN	-	-	-	1	-	-	-	-	5
TUN	-	-	-	1	-	-	-	-	5
YUG	-	-	-	1	-	-	-	-	5
CZE	-	-	-	-	1	-	-	-	4
KOR	-	-	-	-	1	-	-	-	4
CIV	-	-	-	-	-	1	-	-	3
NED	-	-	-	-	-	1	-	-	3
Totals	15	15	14+2=	14	15	13	0	0	489

800 Metres

Paris 1985

Final (Jan 19: Non-championship)

1,	Colomán Trabado	ESP	1:47.42
2,	Benjamin González	ESP	1:47.94
3,	Ikem Billy	GBR	1:48.28
4,	Petru Drăgoescu	ROU	1:48.34
5,	André Lavie	FRA	1:50.29
6,	Tonino Viali	ITA	1:50.85

Drăgoescu led at halfway in 53.05, before a decisive burst along the final backstraight carried Trabaldo into a winning lead. The Spaniard had employed precisely the same tactic to win the 1983 European Indoor title.

The Romanian ended up without a medal, having been outkicked by Britain's Ikem Billy.

First round (First 2 & 2 fastest to final) (Jan 18)

Heat 1: 1, Drăgoescu 1:49.20; 2, González 1:49.40; 3, Billy 1:49.66; 4, Lavie 1:50.54; 5, Jack McIntosh USA 1:52.85; 6, Assar Hassan Allah SUD 1:56.27; 7, Yeung Sai Mo HKG 1:56.47

Heat 2: 1, Trabado 1:50.33; 2, Viali 1:50.82; 3, Didier Marquant FRA 1:50.98; 4, Roland Weedon GBR 1:51.17; 5, Luis Migueles ARG 1:53.89; 6, Khaled Khalifa KUW 1:57.30

Indianapolis 1987

Final (Mar 8)

1,	José Luiz Barbosa	BRA	1:47.49
2,	Vladimir Graudyn	URS	1:47.68
3,	Faouzi Lahbi	MAR	1:47.79
4,	Stanley Redwine	USA	1:47.81
5,	Dieudonné Kwizéra	BDI	1:47.87
6,	Slobodan Popović	YUG	1:48.07
7,	Babacar Niang	SEN	1:48.33
8,	Rob Druppers	NED	1:48.89

Kwizéra and Redwine (52.71 at 400m) were the early leaders, both shadowed by Barbosa. Redwine still led at 600m (80.48), before being overtaken by the Brazilian at the start of the finishing straight.

The winner apparently needed to be persuaded to enter the championships by the Brazilian Government.

First round (First 2 & 2 fastest to final) (Mar 6)

Heat 1: 1, Niang 1:50.71; 2, Kwizéra 1:50.74; 3, Gert Kilbert SUI 1:51.13; 4, Tapfumaneyi Jonga ZIM 1:51.27; 5, Pablo Squella CHI 1:51.57; 6, Edwin Koech KEN 1:54.94; 7, Alberto López GUA 1:56.75

Heat 2: 1, Druppers 1:49.61; 2, Barbosa 1:50.01; 3, Ray Brown USA 1:50.13; 4, Saïd Mhand MAR 1:50.38; 5, Tony Morrell GBR 1:50.39; 6, Martin Enholm SWE 1:50.91; 7, Dale Jones ANT 1:54.56; 8, Porfirio Méndez PAR 1:56.87

Heat 3: 1, Redwine 1:49.11; 2, Lahbi 1:49.13; 3, Graudyn 1:49.34; 4, Popović 1:49.94; 5, Mauricio Hernández MEX 1:50.85; 6, Luis Migueles ARG 1:51.03; 7, Joseph Chesire KEN 1:51.34; 8, Najim Al Sowaillem KUW 1:54.72; 9, Ian Morris TTO 2:03.82

Budapest 1989

Final (Mar 4)

1,	Paul Ereng	KEN	1:44.84WR
2,	José Luiz Barbosa	BRA	1:45.55
3,	Tonino Viali	ITA	1:46.95
4,	Stanley Redwine	USA	1:47.54
5,	Ray Brown	USA	1:47.93
6,	Ikem Billy	GBR	1:48.97

With one of the most dazzling finishes ever to a championship middle distance race, Ereng not only broke the world record but became the star performer of the second World Indoor Championships. The Olympic Champion was given special permission to compete after the rest of the Kenyan team withdrew from Budapest at the last minute due to a reported lack of funds. As a result, he ran in a vest from his American College, the University of Virginia.

Ereng's main opponent was Barbosa, the defending champion, who unlike 1987 had prepared thoroughly for the meeting. The Brazilian had clocked 1:45.73 just before the championships and won his semi from Ereng in a championship record of 1:46.79.

In the final, Brown set a very fast pace of 24.58 and 50.83. Barbosa was a close second with Ereng 12m back in fifth place at halfway. Brown succumbed to Barbosa after the bell (77.98), while Ereng was 10m behind and seemingly out of the hunt. The Kenyan suddenly tore down the backstraight and quickly passed three men by the last bend. He caught Barbosa with 80m remaining. The Brazilian responded but could not hold Ereng in the straight. The Kenyan crossed the line 0.07 below Sebastian Coe's world record, having run the final two 200m segments in 26.6 and 25.7. Barbosa clocked the third-quickest in history.

At the banquet held on the final evening of the championships, Ereng took another award – he was named as the most handsome male athlete of the championships.

First round (Winner & 8 fastest to semi-finals) (Mar 3)

Heat 1: 1, Barbosa 1:49.55; 2, Heydgen 1:49.70; 3, Heard 1:49.71; 4, Tomás de Teresa ESP 1:50.19; Getahun Ayana ETH DNF

Heat 2: 1, Billy 1:49.49; 2, Feransa Woldemariam ETH 1:49.74; 3, Markus Trinkler SUI 1:49.79; 4, Claude Diomar FRA 1:50.20; 5, Belkacem Lardou MAR 1:51.49; 6, Bobby Gaseisiwe BOT 1:53.72

Heat 3: 1, Ereng 1:47.99; 2, Druppers 1:48.29; 3, Squella 1:48.77; 4, Redwine 1:49.04; 5, Simon Hoogewerf CAN 1:49.98; 6, Luis Migueles ARG 1:51.58

Heat 4: 1, Viali 1:48.45; 2, Sudnik 1:48.54; 3, Brown 1:48.62; 4, Wuycke 1:48.97; 5, Seyed Hamid Sadjadi IRI 1:51.21

Semi-finals (First 3 to final) (Mar 3)

Heat 1: 1, Viali 1:49.06; 2, Billy 1:49.28; 3, Redwine 1:49.57; 4, Rob Druppers NED 1:49.70; 5, Joachim Heydgen FRG 1:49.71; Pablo Squella CHI DNF

Heat 2: 1, Barbosa 1:46.79; 2, Ereng 1:47.11; 3, Brown 1:47.24; 4, Andrey Sudnik URS 1:49.01; 5, Steve Heard GBR 1:50.75; 6, William Wuycke VEN 1:53.52

Seville 1991

Final (Mar 10)

1,	Paul Ereng	KEN	1:47.08
2,	Tomás de Teresa	ESP	1:47.82
3,	Simon Hoogewerf	CAN	1:47.88
4,	Stanley Redwine	USA	1:47.98
5,	Joachim Dehmel	GER	1:50.58
	William Tanui	KEN	DQ (1:46.94)

Ereng retained his title in less spectacular but more controversial circumstances than 1989. He almost went out in the semi-finals, having stumbled at the bell, losing several places in the process.

In the final, another Kenyan, William Tanui, went into the lead while Ereng held back to avoid trouble. Redwine took over by 400m (54.00), but he and the rest of the field were left when both Tanui and Ereng launched their victory bids at the same time in the final lap. Tanui managed to stay in front and crossed the line first in 1:46.94. He was, however, disqualified for breaking from his lane too early at the start of the race.

Poor Redwine found himself fourth for the third consecutive world indoor championships.

First round (First 2 & 2 fastest to semi-finals) (Mar 8)

Heat 1: 1, Tanui 1:47.55; 2, Chochkov 1:48.74; 3, Ikem Billy GBR 1:49.09; 4, Markus Trinkler SUI 1:49.13; 5, Luis Javier González ESP 1:51.47; 6, Jean-Bosco Mondzomba CGO 1:56.23

Heat 2: 1, Belkessam 1:50.41; 2, Sudnik 1:50.51; 3, Tom Baltus NED 1:50.78; 4, Charles Nkazamyampi BDI 1:50.80; 5, Róbert Banai HUN 1:51.10

Heat 3: 1, Ereng 1:50.48; 2, De Teresa 1:50.56; 3, Jussi Udelhoven GER 1:50.83; 4, Mbiganyi Thee BOT 1:51.89; 5, Nadar Khan PAK 1:52.08

Heat 4: 1, Hoogewerf 1:48.21; 2, Squella 1:49.07; 3, Valeriy Starodubtsev URS 1:49.35; 4, Ray Brown USA 1:49.52; 5, Morris Okinda TAN 1:55.42

Heat 5: 1, Dehmel 1:48.23; 2, Steele 1:48.28; 3, Redwine 1:48.61; 4, Svaricek 1:48.80; 5, Luis Migueles ARG 1:49.00

Semi-finals (First 3 to final) (Mar 9)

Heat 1: 1, De Teresa 1:49.80; 2, Ereng 1:49.96; 3, Hoogewerf 1:50.04; 4, Andrey Sudnik URS 1:50.08; 5, Ahmed Belkessam ALG 1:50.18; 6, Peter Svaricek AUT 1:53.12

Heat 2: 1, Tanui 1:47.74; 2, Dehmel 1:48.17; 3, Redwine 1:48.34; 4, Miroslav Chochkov BUL 1:48.40; 5, Martin Steele GBR 1:48.77; 6, Pablo Squella CHI 1:50.60

Toronto 1993

Final (Mar 14)

1,	Tom McKean	GBR	1:47.29
2,	Charles Nkazamyampi	BDI	1:47.62
3,	Nico Motchebon	GER	1:48.15
4,	Luc Bernaert	BEL	1:48.30
5,	Freddie Williams	CAN	1:51.26
	José Luiz Barbosa	BRA	DNF

McKean ran from the front, passing 200m in 24.86 and 400m in 51.59. His tactics were designed to avoid the sort of trouble the Scot had found himself in previous championship races. He was proved right when Nkazamyampi, Barbosa and Motchebon collided in his wake just after the bell. The Brazilian – contesting his third world indoor final – came off the worst and failed to finish.

Meanwhile, McKean continued to move away for an untroubled victory. But there was embarrassment at the medal ceremony, when the Briton missed the main presentation after failing to find a quick route from the press concourse, from where he was making calls to home.

First round (First 2 & 4 fastest to semi-finals) (Mar 12)

Heat 1: 1, McKean 1:49.09; 2, Bernaert 1:49.25; 3, Barbosa 1:49.34; 4, Squella 1:50.11; 5, Ray Brown USA 1:50.60

Heat 2: 1, Thee 1:50.50; 2, D'Urso 1:50.52; 3, Martin Steele GBR 1:50.71; 4, Hezekiel Sepeng RSA 1:50.79; 5, Paul Ruto KEN 1:50.94

Heat 3: 1, Williams 1:49.71; 2, Armour 1:49.99; 3, Osei 1:50.14; 4, Khalifa Kasmi MAR 1:50.57; 5, Gilmar dos Santos BRA 1:50.71; 6, Luis Migueles ARG 1:51.03

Heat 4: 1, Nkazamyampi 1:49.52; 2, Motchebon 1:49.52; 3, Lee 1:49.60; 4, Leon Haan NED 1:50.87; 5, Michael Wildner AUT 1:51.59; 6, Mukundi Mubenga COD 1:55.35

Semi-finals (First 2 & 2 fastest to final) (Mar 13)

Heat 1: 1, Nkazamyampi 1:48.17; 2, Barbosa 1:48.56; 3, Mbiganyi Thee BOT 1:48.95; 4, Jack Armour USA 1:49.03; 5, Giuseppe D'Urso ITA 1:50.07; 6, Pablo Squella CHI 1:50.25

Heat 2: 1, McKean 1:47.05; 2, Williams 1:47.93; 3, Motchebon 1:47.98; 4, Bernaert 1:48.24; 5, Kennedy Osei GHA 1:49.80; 6, Lee Jin-II KOR 1:50.46

Barcelona 1995

Final (Mar 12)

1,	Clive Terrelonge	JAM	1:47.30
2,	Benson Koech	KEN	1:47.51
3,	Pavel Soukup	CZE	1:47.74
4,	Tor Øyvind Ødegård	NOR	1:48.34
5,	Mahjoub Haïda	MAR	1:48.63
6,	Joseph Tengelei	KEN	1:49.22

Terrelonge had been disqualified from his semi-final for obstruction and was not even on the original start list for the final. Late on the night before the final, an appeal led to his re-instatement.

In the final, Tengelei appeared to be setting the pace in order to help his team-mate, Koech, who clocked 1:43.17 outdoors in 1994. Tengelei passed 200m in 25.2 and 400 in 53.4 before falling back. It was Terrelonge, not Koech, who then made the decisive move. The Jamaican – a student and assistant track coach at Lincoln University – had a 5m lead at 600m and held off Koech to win.

First round (First 2 & 2 fastest to semi-finals) (Mar 10)

Heat 1: 1, Soukup 1:49.60; 2, Ødegård 1:49.68; 3, Michael Wildner AUT 1:50.52; 4, Antonio Abrantes POR 1:50.94; 5, Ion Bogde ROU 1:51.04

Heat 2: 1, Tengelei 1:51.68; 2, Arconada 1:51.80; 3, Marco Chiavarini ITA 1:51.92; 4, Mahmoud Al-Kheirat SYR 1:53.12; 5, Arisk Perdomo GUA 1:55.66; 6, Carlos Mairena NCA 1:56.54

Heat 3: 1, Haïda 1:50.08; 2, Koech 1:50.48; 3, Tomonari Ono JPN 1:51.80; 4, Tommy Asinga SUR 1:51.83; 5, Rafko Marinic SLO 1:52.57; Kennedy Osei GHA DNF

Heat 4: 1, Matthews 1:49.90; 2, Kenah 1:50.10; 3, Arthémon Hatungimana BDI 1:50.17; 4, Bekele Bambore ETH 1:54.56

Heat 5: 1, Johansson 1:49.57; 2, Díaz 1:49.66; 3, Terrelonge 1:49.73; 4, Sumner 1:50.02; 5, Kim Soon-Hyung KOR 1:53.01

Semi-finals (First 3 to final) (Mar 11)

Heat 1: 1, Koech 1:48.47; 2, Ødegård 1:48.80; 3, Terrelonge 1:48.82; 4, David Matthews IRL 1:49.26; 5, Rich Kenah USA 1:50.39; 6, Andrés Diaz ESP 1:51.19

Heat 2: 1, Soukup 1:49.41; 2, Tengelei 1:49.51; 3, Haïda 1:49.72; 4, Torbjörn Johansson SWE 1:50.19; 5, José Arconada ESP 1:50.98; 6, Brad Sumner USA 1:51.60

Paris 1997

Final (Mar 9)

1,	Wilson Kipketer	DEN	1:42.67WR
2,	Mahjoub Haïda	MAR	1:45.76
3,	Rich Kenah	USA	1:46.16
4,	Nico Motchebon	GER	1:46.19
5,	Marko Koers	NED	1:46.43
6,	Einārs Tupurītis	LAT	1:46.47

Kipketer missed the Olympic Games because Kenya had refused to give clearance for him to run for his new country, Denmark. Nevertheless he was the obvious world number one at 800m in 1996, and his first indoor appearance of the winter was eagerly awaited.

The smooth-striding Dane quickly got clear of the small field in his heat after a 24.96 opening 200m. At 400m (50.77) there were murmurs of recognition of a world record pace. By 600m (77.23), something special was clearly on the cards. Kipketer crossed the finish line in new world record figures of 1:43.96 and became the first athlete to take the \$50,000 award for a world record at a World Indoor Championships.

He did not appear to be out of breath, and did not pause to recover. Instead, he smiled broadly and soaked in the acclaim of the crowd.

"It was not my intention to demolish the field or the record," he said. Why did he not save the record for the final? "It is better to think about one thing at a time. In the final I must think about becoming world champion and not about breaking records."

However, after gliding through his semi-final, the Dane did go even faster in the final, 1:42.67 (24.22, 50.22, 76.49). "The decision to go for a second record came during the warm-up," he conceded.

Not surprisingly, the other finalists were effectively in a separate race which was won by Haïda, who was a distant last at halfway.

First round (First 2 and 8 fastest to semi-finals) (Mar 7)

Heat 1: 1, Koers 1:48.04; 2, Soukup 1:48.54; 3, Tupurītis 1:48.56; 4, Münzer 1:48.85; 5, David Matthews IRL 1:49.65; 6, Puntsagsor Purevsuren MGL 1:55.76

Heat 2: 1, Haïda 1:48.77; 2, Eplinius 1:49.08; 3, Longo 1:49.30; 4, Flavio Godoy BRA 1:49.93

Heat 3: 1, Ngidhi 1:52.73; 2, Lahlou 1:52.79; 3, Boris Kaveshnikov KGZ 1:52.96; 4, Joseph Rakotoarimanana MAD 1:53.28; 5, Mark Everett USA 1:57.16

Heat 4: 1, Kenah 1:48.42; 2, Chirchir 1:48.54; 3, Motchebon 1:48.69; 4, Destiné 1:49.64; 5, Roman Oravec CZE 1:51.33; 6, Reuben Silwimba ZAM 1:56.20

Heat 5: 1, Kipketer 1:43.96 WR; 2, Nolan 1:48.21; 3, Hart 1:48.45; 4, Osei 1:49.00; 5, Vernon-Watson 1:49.56

Semi-finals (First 2 to final) (Mar 8)

Heat 1: 1, Haïda 1:47.22; 2, Tupurītis 1:47.47; 3, Mario Vernon-Watson JAM 1:48.32; 4, Kennedy Osei GHA 1:48.40; 5, Oliver Münzer AUT 1:48.47; 6, Savieri Ngidhi ZIM 1:48.70

Heat 2: 1, Koers 1:47.75; 2, Motchebon 1:48.20; 3, Pavel Soukup CZE 1:48.73; 4, James Nolan IRL 1:48.75; 5, Benyouñs Lahlou MAR 1:49.18; 6, Andy Hart GBR 1:49.20

Heat 3: 1, Kipketer 1:48.49; 2, Kenah 1:49.21; 3, Robert Chirchir KEN 1:49.52; 4, Mark Eplinius GER 1:49.54; 5, Andrea Longo ITA 1:50.45; 6, Jean-Marc Destiné HAI 1:51.59

Maebashi 1999

Final (Mar 7)

1,	Johan Botha	RSA	1:45.47
2,	Wilson Kipketer	DEN	1:45.49
3,	Nico Motchebon	GER	1:45.74
4,	Balázs Korányi	HUN	1:46.47
5,	James Nolan	IRL	1:47.77
6,	Savieri Ngidhi	ZIM	1:47.79

The race started more slowly than the Maebashi women's 800m final. The three principals – Kipketer, Motchebon and Botha – crossed the 200m marker abreast in 27.11. The German then took up the running, clocking 53.70 at 400m. It was a surprise to see Kipketer fall back after this point. At 600m (Motchebon 1:19.48), he was 4m in arrears.

Then at the start of the final lap, the world record holder started to kick. Botha was shoulder-to-shoulder with Motchebon around the final bend before moving clear. Meanwhile Kipketer was closing rapidly and passed the flagging German. Could he catch Botha in time? No, although his dip brought him to within 0.02 of the South African, who crossed the line upright in 1:45.47.

First round (First 2 & 8 fastest to semi-finals) (Mar 5)

Heat 1: 1, Kipketer 1:48.00; 2, Hatungimana 1:48.34; 3, Nolan 1:48.46; 4, Robinson 1:48.68; 5, Dube 1:49.11

Heat 2: 1, Nduwimana 1:48.31; 2, Motchebon 1:48.33; 3, Kiptoo 1:48.61; 4, Ngidhi 1:49.08; 5, Manabu Isshi JPN 1:50.94; 6, Naseer Ismail MDV 1:58.17

Heat 3: 1, Kaldowski 1:52.26; 2, Téllez 1:52.38; 3, André Bucher SUI 1:52.43; 4, Shaun Farrell NZL 1:52.48; 5, Ian Roberts GUY 1:53.09

Heat 4: 1, Longo 1:49.29; 2, Bourrouag 1:49.38; 3, Andy Hart GBR 1:49.64; 4, David Matthews IRL 1:49.81; 5, Jean-Marc Destiné HAI 1:50.37

Heat 5: 1, Botha 1:48.07; 2, Korányi 1:48.10; 3, Kimwetich 1:48.13; 4, Vydra 1:48.32; 5, Giocondi 1:49.03

Semi-finals (First 2 to final) (Mar 6)

Heat 1: 1, Motchebon 1:47.05; 2, Nolan 1:47.54; 3, Wojciech Kaldowski POL 1:47.58; 4, Arthémon Hatungimana BDI 1:48.17; 5, Andrea Longo ITA 1:48.61 Norberto Téllez CUB DNF

Heat 2: 1, Botha 1:46.65; 2, Kipketer 1:46.76; 3, Patrick Nduwimana BDI 1:46.80; 4, Andrea Giocondi ITA 1:47.45; 5, David Kiptoo KEN 1:48.35; 6, Khadevis Robinson USA 1:49.18

Heat 3: 1, Korányi 1:48.74; 2, Ngidhi 1:48.85; 3, Tarik Bourrouag GER 1:48.88; 4, Lukáš Vydra CZE 1:49.38; 5, Glody Dube BOT 1:49.57; 6, Kennedy Kimwetich KEN 1:50.18

Lisbon 2001

Final (Mar 11)

1,	Yuriy Borzakovskiy	RUS	1:44.49
2,	Johan Botha	RSA	1:46.42
3,	André Bucher	SUI	1:46.46
4,	David Lelei	KEN	1:46.88
5,	Glody Dube	BOT	1:46.90
6,	Paweł Czapiewski	POL	1:50.51

Bucher raced through 200m in 25.38 and 400m in 51.48. By this point, he was 10m up, but most eyes were on the 19 year-old Borzakovskiy. The Russian was well-known for his tactic of holding back then producing spectacular finishes. He moved into second place on the third lap, then swept past Bucher on the final backstraight as if he was running a 400m race. He went on to win by almost 20m. At 19 years 333 days, Borzakovskiy was one of the youngest-ever world indoor champions. A fast-finishing Botha pipped Bucher for the silver.

First Round (First 2 & 2 fastest to semi-finals) (Mar 9)

Heat 1: 1, Borzakovskiy 1:47.28; 2, Gray 1:47.59; 3, Caulfield 1:47.83; 4, Mark Rodgers NZL 1:49.25

Heat 2: 1, Lelei 1:50.53; 2, Dube 1:50.73; 3, Elliott Gaskins USA 1:51.04; 4, Rizak Dirshe SWE 1:51.28; 5, Crispin Mutakanyi ZIM 1:52.94; 6, Amilcar Leal MOZ 1:55.19

Heat 3: 1, Som 1:49.77; 2, Botha 1:49.84; 3, Lukáš Vydra CZE 1:50.99; 4, Milton Browne BAR 1:51.60; 5, Mohammed Al-Bayed PLE 2:03.06

Heat 4: 1, Omer 1:49.85; 2, Parra 1:50.12; 3, João Pires POR 1:50.13; 4, Benjamin Kipkurui KEN 1:50.73; 5, Konstantinos Hadjimarcou CYP 1:53.10; 6, John Lozada PHI 1:54.10

Heat 5: 1, Czapiewski 1:47.75; 2, Lacasse 1:47.82; 3, Bucher 1:47.88; 4, Sergey Kozhevnikov RUS 1:48.74; 5, Mahmoud Al-Kherat SYR 1:50.71

Semi-finals (First 3 to final) (Mar 10)

Heat 1: 1, Borzakovskiy 1:46.84; 2, Botha 1:47.28; 3, Czapiewski 1:47.35; 4, Florent Lacasse FRA 1:47.90; 5, Trinity Gray USA 1:47.90; 6, Roberto Parra ESP 1:49.67

Heat 2: 1, Bucher 1:47.04; 2, Dube 1:47.31; 3, Lelei 1:47.48; 4, Tom Omev BEL 1:47.67; 5, Daniel Caulfield IRL 1:47.79; 6, Bram Som NED 1:49.34

Birmingham 2003

Final (Mar 16)

1,	David Krummyacker	USA	1:45.69
2,	Wilson Kipketer	DEN	1:45.87
3,	Wilfred Bungei	KEN	1:46.54
4,	Antonio Manuel Reina	ESP	1:46.58
5,	Bram Som	NED	1:47.00
6,	Arnoud Okken	NED	1:48.71

After recovering from injury and illness, Kipketer had made a fine comeback in 2002 to regain his status as world number one. He was favourite to regain his title and tracked Bungei who led with splits of 25.79, 52.93 and 79.78. The Dane moved ahead after the bell and appeared to be gliding to victory when it became clear that Krummyacker would not be dropped. The American sprinted past in the final straight, having run the last lap in 25.8 compared with Kipketer's 26.0. This was the first United States victory in any IAAF World Championship 800m.

First Round (First 2 & 4 fastest to semi-finals) (Mar 14)

Heat 1: 1, Kipketer 1:48.47; 2, Krummyacker 1:48.66; 3, Okken 1:48.96; 4, Chris Moss GBR 1:50.21; 5, Alexandre Padovani FRA 1:51.30; 6, Nazar Begliyev TKM 1:54.07

Heat 2: 1, Mutua 1:48.26; 2, Som 1:48.40; 3, Santos 1:49.01; 4, Christian Neunhauserer ITA 1:49.54; 5, Juan de Dios Jurado ESP 1:50.47; 6, Rashid Habib BRN 1:52.99

Heat 3: 1, Reina 1:49.38; 2, Oravec 1:49.66; 3, Mohammad Al-Azemi KUW 1:50.41; 4, João Pires POR 1:50.76; 5, Fadrique Iglesias BOL 1:52.93; Hezekiel Sepeng RSA DQ (r163.3)

Heat 4: 1, Bungei 1:48.17; 2, Dube 1:48.48; 3, Aissat 1:48.66; 4, Kozhevnikov 1:49.25; 5, Khadevis Robinson USA 1:49.44; 6, Mahmoud Abu Attaya PLE 1:59.24

Semi Finals (First 3 to final) (Mar 15)

Heat 1: 1, Bungei 1:47.04; 2, Krummyacker 1:47.30; 3, Som 1:47.57; 4, Glody Dube BOT 1:47.63; 5, Roman Oravec CZE 1:48.73; 6, Sergey Kozhevnikov RUS 1:48.74

Heat 2: 1, Kipketer 1:47.84; 2, Okken 1:48.26; 3, Reina 1:48.27; 4, Joseph Mutua KEN 1:48.46; 5, Nicolas Aissat FRA 1:48.59; 6, Osmar dos Santos BRA 1:50.06

Budapest 2004**Final (Mar 7)**

1,	Mbulaeni Mulaudzi	RSA	1:45.71
2,	Rashid Ramzi	BRN	1:46.15
3,	Osmar dos Santos	BRA	1:46.26
4,	Amine Laâlou	MAR	1:46.57
5,	William Yiamпой	KEN	1:46.88
6,	Joseph Mutua	KEN	1:47.86

Dos Santos, a 35 year-old ex-footballer, was the fastest in the rounds and went out even quicker in the final, striding smoothly through 200m (24.17), 400m (50.74) and 600m (1:18.21). Mulaudzi then overtook the Brazilian while Ramzi – who qualified for the final by less than one hundredth – came from far back to nip past dos Santos for the silver. Ramzi (ex-Morocco) set an Asian indoor record, as had his Bahraini compatriot Kamel (ex-Kenya) in the semi-finals.

First round (First 2 & 6 fastest to semi-finals) (Mar 5)

Heat 1: 1, dos Santos 1:47.67; 2, Jansen 1:48.10; 3, Stember 1:48.66; 4, Jurado 1:48.70; 5, Roman Hanzel SVK 1:51.54; 6, Kondawi Chiwina MAW 1:54.49

Heat 2: 1, Reina 1:49.72; 2, Mulaudzi 1:49.83; 3, Dmitriy Bogdanov RUS 1:50.21; 4, Rizak Dirshe SWE 1:50.89; 5, Paskar Owor UGA 1:51.41; 6, Aoubaker El-Gatrouni LBA 1:52.64

Heat 3: 1, Mutua 1:47.86; 2, Okken 1:47.88; 3, Laâlou 1:48.03; 4, Derrick Peterson USA 1:50.05; 5, Sadjad Moradi IRI 1:50.06; Ahmed Ismail SUD DNF

Heat 4: 1, Ramzi 1:48.25; 2, Som 1:48.55; 3, Peçanha 1:49.98; 4, David Fiegen LUX 1:50.02; 5, Mohamed Khalaf Al-Azimi KUW 1:51.80; Samuel Mwera TAN DQ (163.3)

Heat 5: 1, Nduwimana 1:47.71; 2, Omei 1:48.92; 3, Nicolas Aïssat FRA 1:50.65; 4, Abdel Salam Al-Dabajy PLE 1:53.48; Gary Reed CAN DNF; Berhanu Alemu ETH DQ (163.3)

Heat 6: 1, Lacasse 1:48.01; 2, Chehibi 1:48.44; 3, Yiamпой 1:48.49; 4, Kamel 1:48.55; 5, Avetik Arakelian ARM 1:53.44; 6, Nazar Begliyev TKM 1:54.72;

Semi-finals (First 2 to final) (Mar 6)

Heat 1: 1, Santos 1:46.91; 2, Yiamпой 1:47.02; 3, Youssef Saâd Kamel BRN 1:47.16; 4, Antonio Manuel Reina ESP 1:47.33; 5, Mouhcine Chehibi MAR 1:47.45; 6, Michael Stember USA 1:48.68

Heat 2: 1, Mutua 1:47.07; 2, Ramzi 1:47.28; 3, Florent Lacasse FRA 1:47.28; 4, Arnaud Okken NED 1:47.84; 5, Joeri Jansen BEL 1:48.61; 6, Fabiano Peçanha BRA 1:51.59

Heat 3: 1, Mulaudzi 1:49.96; 2, Laâlou 1:50.07; 3, Juan de Dios Jurado ESP 1:50.99; 4, Tom Omei BEL 1:51.15; 5, Jean-Patrick Nduwimana BDI 1:52.20; Bram Som NED DNF

Moscow 2006**Final (Mar 12)**

1,	Wilfred Bungei	KEN	1:47.15
2,	Mbulaeni Mulaudzi	RSA	1:47.16
3,	Yuriy Borzakovskiy	RUS	1:47.38
4,	Dmitrijs Miļkevičs	LAT	1:48.01
5,	Juan de Dios Jurado	ESP	1:48.44
6,	Jimmy Watkins	GBR	1:48.56

The three prospective medallists were semi-final winners Mulaudzi and Bungei, together with Olympic champion Borzakovskiy, who was very much the crowd's favourite. In the final, Mulaudzi took the field cautiously round the first lap (26.93), with Bungei taking over in a slower second 200m (28.72), as Borzakovskiy lagged in fourth place (in 56.0). Bungei continued to lead (600m: 1:21.87), before Borzakovskiy made his challenge with 100m to go. Off such a slow pace the Kenyan had plenty in reserve and held off the Russian on his outside, though was apparently unaware that on the inside Mulaudzi closed with a rush to finish 0.01 seconds behind, despite being badly spiked. The crowd were left silent after the defeat of their star athlete.

First round (First 2 & 2 fastest to semi-finals) (Mar 10)

Heat 1: 1, Borzakovskiy 1:48.08; 2, Watkins 1:48.20; 3, Majed Saeed Sultan QAT 1:49.21; 4, Joseph Mutua KEN 1:49.49; 5, Mouhssin Chehibi MAR 1:49.84

Heat 2: 1, Miļkevičs 1:47.19; 2, Laâlou 1:47.36; 3, Okken 1:47.58; 4, Suleiman 1:47.74; 5, Fadrique Iglesias BOL 1:50.65

Heat 3: 1, Mulaudzi 1:49.03; 2, Aritkulov 1:49.09; 3, David Krummenacker USA 1:49.15; 4, Dávid Takács HUN 1:49.61; 5, Berhanu Alemu ETH 1:51.07

Heat 4: 1, de Dios Jurado 1:47.88; 2, Bungei 1:47.95; 3, Osmar Barbosa dos Santos BRA 1:48.30; 4, Moise Joseph HAI 1:48.33; 5, Glauco Martini SMR 1:59.25

Heat 5: 1, Robinson 1:48.73; 2, Barrios 1:48.79; 3, Belal Mansoor Ali BRN 1:48.84; 4, Antoine Martiak FRA 1:48.97; 5, Sadjad Moradi IRI 1:51.67

Semi-finals (First 3 to final) (Mar 11)

Heat 1: 1, Mulaudzi 1:46.82; 2, Borzakovskiy 1:47.09; 3, de Dios Jurado 1:47.38; 4, Amine Laâlou MAR 1:47.55; 5, Abdulrahman Suleiman QAT 1:47.87; 6, Khadevis Robinson USA 1:48.30

Heat 2: 1, Bungei 1:46.90; 2, Miļkevičs 1:47.23; 3, Watkins 1:47.23; 4, Ramil Aritkulov RUS 1:47.50; 5, Arnaud Okken NED 1:47.68; 6, Eugenio Barrios ESP 1:52.75

Valencia 2008**Final (Mar 9)**

1,	Abubaker Kaki	SUD	1:44.81
2,	Mbulaeni Mulaudzi	RSA	1:44.91
3,	Youssef Saâd Kamel	BRN	1:45.26
4,	Dmitrijs Miļkevičs	LAT	1:45.72
5,	Dmitriy Bogdanov	RUS	1:45.76
6,	Nick Symmonds	USA	1:46.48

Of the 2006 medallists, only Mulaudzi was in attendance, as world leader Borzakovskiy (1:45.58) decided to run only the relay, and reigning champion Bungei was injured. Bogdanov was surprisingly the fastest in the preliminary rounds with 1:46.83 in his semi-final, giving little clue as to the quality of the final.

Kaki, who had run 1:46.06 before the championships, took out the pace, and passed 200m in 24.92. By halfway he was more than 5m clear of Mulaudzi in 51.26. His third lap was the slowest of the race (27.02), but he still held a 3m advantage over the 2004 champion. Kaki managed to get home a metre clear of Mulaudzi in 1:44.81, and became the youngest ever winner of a world indoor title at 18 years 262 days. Mulaudzi won his third consecutive medal. All six finalists ran indoor personal bests.

A further statistical quirk, Fadrique Iglesias of Bolivia placed fifth in heat two in 1:50.55. In Moscow he filled the same position in the same heat in 1:50.65!

First round (First 2 & 6 fastest to semi-finals) (Mar 7)

Heat 1: 1, Bogdanov 1:48.38; 2, Peçanha 1:49.03; 3, Wagné 1:49.07; 4, Repčík 1:49.15; 5, Michael Blackwood JAM 1:52.69

Heat 2: 1, Kamel 1:48.71; 2, Chepkirwok 1:48.80; 3, Miļkevičs 1:49.10; 4, Claesson 1:49.12; 5, Fadrique Iglesias BOL 1:50.55

Heat 3: 1, Mulaudzi 1:50.86; 2, Olmedo 1:51.07; 3, Jakub Holuša CZE 1:51.09; 4, Damien Moss GBR 1:51.39; 5, Eduard Villanueva VEN 1:51.83

Heat 4: 1, Symmonds 1:49.30; 2, Rifesser 1:49.51; 3, Moise Joseph HAI 1:49.70; 4, Aldwyn Sappleton JAM 1:51.24; Lamine Bangoura GUI DNF; Richard Kiplagat KEN DQ (r163.3)

Heat 5: 1, Lathouwers 1:49.32; 2, Robinson 1:49.33; 3, Amine Laâlou MAR 1:49.41; 4, Yuriy Koldin RUS 1:49.60; 5, Deon Bascom GUY 1:55.88; 6, Florian Hilti LIE 1:59.91

Heat 6: 1, Kaki 1:47.80; 2, Barrios 1:48.70; 3, Hill 1:49.06; 4, Mohajershojæi 1:49.14; 5, Dávid Takács HUN 1:49.79

Semi-finals (First 2 to final) (Mar 8)

Heat 1: 1, Bogdanov 1:46.83; 2, Kamel 1:46.88; 3, Khadevis Robinson USA 1:47.57; 4, Richard Hill GBR 1:47.82; 5, Manuel Olmedo ESP 1:48.90; 6, Fabiano Peçanha BRA 1:49.63

Heat 2: 1, Mulaudzi 1:47.39; 2, Kaki 1:47.41; 3, Robert Lathouwers NED 1:48.27; 4, Abraham Chepkirwok UGA 1:48.30; 5, Mattias Claesson SWE 1:48.50; 6, Jozef Repčík SVK 1:48.61

Heat 3: 1, Symmonds 1:48.43; 2, Miļkevičs 1:48.80; 3, Eugenio Barrios ESP 1:49.02; 4, Ehsan Mohajershojæi IRI 1:49.32; 5, Abdoulaye Wagné SEN 1:49.49; 6, Lukas Rifesser ITA 1:51.20

Doha 2010**Final (Mar 14)**

1,	Abubaker Kaki	SUD	1:46.23
2,	Boaz Lalang	KEN	1:46.39
3,	Adam Kszczot	POL	1:46.69
4,	Ahmed Ismail	SUD	1:46.90
5,	Jakub Holuša	CZE	1:47.28
6,	Luis Alberto Marco	ESP	1:48.99

Kaki had established his reputation as a fierce front-runner in the 2008 championships, and in Doha he used the same tactics. One of his most

dangerous rivals, US Champion Symmonds, ran 1:46.89 in his heat only to be disqualified for cutting in before the break from lanes. In the final, Kaki raced through laps of 200m in 24.96, 27.22 and 27.68 then finished off with a lap of 26.37 to become the youngest man ever to retain a world title. Remarkably all six positions remained unchanged from the moment the field settled down in single file after 100m.

First round (First 2 & 2 fastest to semi-finals) (Mar 12)

Heat 1: 1, Ismail 1:46.69; 2, Osagie 1:47.40; 3, Kléberson Davide BRA 1:49.69; 4, Brice Etès MON 1:53.52; Nick Symmonds USA DQ (r163.3) (1:46.69)

Heat 2: 1, Kaki 1:47.48; 2, Bustos 1:47.65; 3, Peçanha 1:48.29; 4, Ed Aston GBR 1:50.32; 5, Edgar Cortez NCA 1:58.47

Heat 3: 1, Hautcoeur 1:50.61; 2, Holuša 1:50.64; 3, Mario Scapini ITA 1:50.74; 4, David McCarthy IRL 1:51.88; 5, Mattias Claesson SWE 1:51.96

Heat 4: 1, Lalang 1:49.16; 2, Marco 1:49.57; 3, Solomon 1:49.69; 4, Mohammad Alazemi KUW 1:52.54; 5, Elie Monga COD 1:57.02; 6, Julio Lafai SAM 2:07.08

Heat 5: 1, Kszczot 1:50.15; 2, Rapatz 1:50.35; 3, Moise Joseph HAI 1:50.43; 4, Vitalij Kozlov LTU 1:50.92; 5, Belal Mansoor Ali BRN 1:51.22; 6, Moussa Camara MLI 1:55.84

Semi-finals (First 3 to final) (Mar 13)

Heat 1: 1, Kaki 1:46.45; 2, Lalang 1:46.73; 3, Kszczot 1:46.90; 4, David Bustos ESP 1:47.05; 5, Kevin Hautcoeur FRA 1:47.50; 6, Fabiano Peçanha BRA 1:49.70

Heat 2: 1, Marco 1:51.05; 2, Holuša 1:51.08; 3, Ismail 1:51.25; 4, Andrew Osagie GBR 1:51.29; 5, Duane Solomon USA 1:51.82; 6, Andreas Rapatz AUT 1:52.43

Istanbul 2012

Final (Mar 11)

1,	Mohammed Aman	ETH	1:48.36
2,	Jakub Holuša	CZE	1:48.62
3,	Andrew Osagie	GBR	1:48.92
4,	Adam Kszczot	POL	1:49.16
5,	Jan van den Broeck	BEL	1:50.83
6,	Michael Rutt	USA	1:51.47

Aman, the only man to beat world outdoor record holder David Rudisha in 2011, won a tactical race which was the slowest final in World Indoor Championship history. Kszczot led at 600m (1:22.56) but was passed by the Ethiopian junior who covered the last 200m in 25.7. Holuša and Osagie overhauled the desperate Pole in the home-straight. The Ethiopian (18 years 61 days) became the youngest ever World Indoor Champion.

First round (First 2 & 6 fastest to semi-finals) (Mar 9)

Heat 1: 1, Reina 1:50.02; 2, Kszczot 1:50.14; 3, Everett 1:50.67; 4, Nimet Gashi ALB 1:54.70; 5, Gaylord Sully SEY 1:54.93

Heat 2: 1, Kitum 1:49.57; 2, Bala 1:49.71; 3, Osagie 1:49.73; 4, Pallitsch 1:49.78; 5, Brice Etès MON 1:52.93; 6, Arnold Sorina VAN 1:54.44

Heat 3: 1, Holuša 1:50.49; 2, Aman 1:50.56; 3, Ahmad Ismail SUD 1:50.72; 4, Moussa Camara MLI 1:52.62; 5, Halit Kiliç TUR 1:54.06

Heat 4: 1, Thomas 1:49.73; 2, Rapatz 1:49.89; 3, Rodríguez 1:50.02; 4, Marco 1:50.13; 5, Benjamin Enzema GEQ 1:58.19; 6, Kieng Samorn CAM 1:59.14

Heat 5: 1, van den Broeck 1:52.65; 2, Lewandowski 1:52.67; 3, Jamaal James TTO 1:52.71; 4, Vid Tršan SLO 1:53.64; 5, Ashot Hayrapetyan ARM 1:58.21

Heat 6: 1, Lalang 1:49.50; 2, Rutt 1:49.72; 3, Mutekanga 1:49.81; 4, Farkhod Kuralov TJK 1:52.61; 5, Dustin Emrani ISR 1:54.20

Semi-finals (First 2 to final) (Mar 10)

Heat 1: 1, Aman 1:48.07; 2, Osagie 1:48.13; 3, Timothy Kitum KEN 1:48.22; 4, Antonio Manuel Reina ESP 1:48.36; 5, Julius Mutekanga UGA 1:49.32; 6, Abdulrahman Musaeb Bala QAT 1:49.51

Heat 2: 1, Rutt 1:48.88; 2, van den Broeck 1:48.90; 3, Boaz Lalang KEN 1:49.31; 4, Raphael Pallitsch AUT 1:49.42; Raffith Rodriguez COL & Marcin Lewandowski POL DNF

Heat 3: 1, Holuša 1:47.23; 2, Kszczot 1:47.90; 3, Luis Alberto Marco ESP 1:48.12; 4, Andreas Rapatz AUT 1:48.15; 5, Joe Thomas GBR 1:49.12; 6, Tevan Everett USA 1:49.57

800 METRES

Multiple Medallists:

3	Wilson Kipketer	DEN	97-1, 99-2, 03-2
	Mbulaeni Mulaudzi	RSA	04-1, 06-2, 08-2
2	José Luiz Barbosa	BRA	87-1, 89-2
	Paul Ereng	KEN	89-1, 91-1
	Nico Motchebon	GER	93-3, 99-3
	Johan Botha	RSA	99-1, 01-2
	Yuriy Borzakovskiy	RUS	01-1, 06-3
	Wilfred Bungei	KEN	03-3, 06-1
	Abubaker Kaki	SUD	08-1, 10-1

Men's 800 Metres, continued

Most Finals:

3	Barbosa		87-1, 89-2, 93-dnf
	Stanley Redwine	USA	87-4, 89-4, 91-4
	Motchebon		93-3, 97-4, 99-3
	Kipketer		
	Mulaudzi		

Most Appearances:

5	Luis Migueles	ARG	85-5h2, 87-6h3, 89-6h3, 91-5h5, 93-6h3
---	---------------	-----	--

National Placings:

	1	2	3	4	5	6	7	8	Points
KEN	3	2	1	1	1	2	-	-	59
USA	1	-	1	3	1	2	-	-	39
RSA	2	3	-	-	-	-	-	-	37
ESP	1	2	-	1	1	1	-	-	34
GBR	1	-	2	-	-	2	-	-	26
DEN	1	2	-	-	-	-	-	-	22
MAR	-	1	1	1	1	-	-	-	22
SUD	2	-	-	1	-	-	-	-	21
BRA	1	1	1	-	-	-	-	-	21
GER	-	-	2	1	1	-	-	-	21
RUS	1	-	1	-	1	-	-	-	18
CZE	-	1	1	-	1	-	-	-	17
POL	-	-	1	1	-	1	-	-	14
BRN	-	1	1	-	-	-	-	-	13
LAT	-	-	-	2	-	1	-	-	13
NED	-	-	-	-	2	1	-	1	12
BDI	-	1	-	-	1	-	-	-	11
CAN	-	-	1	-	1	-	-	-	10
ITA	-	-	1	-	-	1	-	-	9
BEL	-	-	-	1	1	-	-	-	9
ETH	1	-	-	-	-	-	-	-	8
JAM	1	-	-	-	-	-	-	-	8
URS	-	1	-	-	-	-	-	-	7
SUI	-	-	1	-	-	-	-	-	6
HUN	-	-	-	1	-	-	-	-	5
NOR	-	-	-	1	-	-	-	-	5
ROU	-	-	-	1	-	-	-	-	5
BOT	-	-	-	-	1	-	-	-	4
FRA	-	-	-	-	1	-	-	-	4
IRL	-	-	-	-	1	-	-	-	4
YUG	-	-	-	-	-	1	-	-	3
ZIM	-	-	-	-	-	1	-	-	3
SEN	-	-	-	-	-	-	1	-	2
Totals	15	15	15	15	15	13	1	1	492

1500 Metres

Paris 1985

Final (Jan 19: Non-championship)

1,	Mike Hillardt	AUS	3:40.27
2,	José Luis González	ESP	3:41.36
3,	Joseph Chesire	KEN	3:41.38
4,	Mirosław Zerkowski	POL	3:42.21
5,	Ricardo Matteredazzi	ITA	3:43.56
6,	Alberto Corvo	ITA	3:45.46
7,	José Marajo	FRA	3:47.53
8,	Andrés Vera	ESP	3:52.89

An unexpected 26.98 lap between 400m and 600m gave Chesire – fourth at the 1984 Olympics – a lead of 25m. The Kenyan was 15m in front at 1200m, but the chasing pack, led by Hillardt, were closing rapidly. The Australian caught the Kenyan just before the final bend and went on to a clear win. González also nipped past Chesire.

First round (First 4 to final) (Jan 18)

Heat 1: 1, Chesire 3:43.16; 2, González 3:43.94; 3, Zerkowski 3:44.52; 4, Corvo 3:45.05; 5, Clifton Bradeley GBR 3:45.90; 6, Michel Wijsberghe BEL 3:46.93; 7, Omer Khalifa SUD 3:48.41

Heat 2: 1, Hillardt 3:43.62; 2, Matteredazzi 3:43.87; 3, Vera 3:44.31; 4, Marajo 3:44.46; 5, Enda Fitzpatrick IRL 3:48.95; 6, Costel Ene ROU 3:53.56; 7, Angel Concepción PUR 4:06.54

Indianapolis 1987

Final (Mar 7)

1,	Marcus O'Sullivan	IRL	3:39.04
2,	José Abascal	ESP	3:39.13

3,	Han Kulker	NED	3:39.51
4,	Jim Spivey	USA	3:39.63
5,	Mike Hillardt	AUS	3:39.77
6,	David Campbell	CAN	3:40.82
7,	Dieter Baumann	FRG	3:41.07
8,	Alessandro Lambruschini	ITA	3:42.25
9,	Kipkoech Cheruiyot	KEN	3:43.63

Spivey led the finalists through 400m (61.68) and 800m (2:01.70) before Abascal pulled away. O'Sullivan made up 3m on the Spaniard in the first half of the last lap. Abascal responded and the two raced side by side along the finishing straight. The Irishman proved the stronger.

Ireland were denied further possible success in the final after a dramatic second heat in which Eamonn Coghlan fell on the sixth lap. The world indoor mile record holder lost almost 30m but made up enough ground in the last two laps to gain an apparent qualifying position. He then made a bad error, easing up before crossing the line and allowing Dieter Baumann and Dave Campbell to go past. Coghlan's time was insufficient for progression as a fastest loser, and an attempt to add Coghlan to the final was rejected after protests by three countries.

First round (First 3 & 3 fastest to final) (Mar 6)

Heat 1: 1, Abascal 3:40.92; 2, O'Sullivan 3:40.96; 3, Cheruiyot 3:40.97; 4, Kulker 3:41.36; 5, Lambruschini 3:42.26; 6, Hervé Phélippeau FRA 3:45.26; 7, Mauricio Hernández MEX 3:49.77

Heat 2: 1, Hillardt 3:42.66; 2, Spivey 3:43.24; 3, Baumann 3:43.35; 4, Campbell 3:43.36; 5, Eamonn Coghlan IRL 3:43.40; 6, Mbiganyi Thee BOT 3:44.33; 7, Tapfumaneyi Jonga ZIM 3:44.43; 8, Peter Rono KEN 3:48.81; 9, Dale Jones ANT 4:04.14; 10, Alberto López GUA 4:06.93

Budapest 1989

Final (Mar 5)

1,	Marcus O'Sullivan	IRL	3:36.64
2,	Hauke Fuhlbrügge	GDR	3:37.80
3,	Jeff Atkinson	USA	3:38.12
4,	Sydney Maree	USA	3:38.14
5,	Hervé Phélippeau	FRA	3:38.76
6,	Radim Kunčický	TCH	3:39.97
7,	Sergey Afanasyev	URS	3:40.46
8,	Manuel Pancorbo	ESP	3:41.61
9,	Eckhardt Rüter	FRG	3:43.42; 10, Feransa Woldemariam ETH 3:44.16

O'Sullivan, who had just lowered the world record to 3:35.6, was untroubled by the pace of 58.32 at 400m and 1:56.75 at 800m set by Maree. The Irishman followed the American until the bell, where he ran away to victory with a final lap in 26.83. The gallant Maree was caught by Fuhlbrügge and lost the bronze to Atkinson in his last stride.

First round (First 2 & 4 fastest to final) (Mar 4)

Heat 1: 1, O'Sullivan 3:47.34; 2, Atkinson 3:47.62; 3, Mário Silva POR 3:47.92; 4, Abdelaziz Sahere MAR 3:48.14; 5, Vladimir Kolpakov URS 3:48.33; 6, Mbiganyi Thee BOT 3:48.85; 7, Doug Consiglio CAN 3:50.50; 8, Nikolaos Tsiakoulas GRE 3:52.05

Heat 2: 1, Afanasyev 3:42.83; 2, Pancorbo 3:42.84; 3, Kunčický 3:43.19; 4, Agberto Guimarães BRA 3:44.86; 5, László Tóth HUN 3:44.99; 6, Seyed Hamid Sadjadi IRI 3:48.32

Heat 3: 1, Fuhlbrügge 3:42.26; 2, Rüter 3:42.65; 3, Phélippeau 3:42.79; 4, Maree 3:42.84; 5, Woldemariam 3:43.35; 6, Adelino Hildago ESP 3:43.95; 7, Robert Bánai HUN 3:43.99; 8, David Reid CAN 3:45.87

Seville 1991

Final (Mar 9)

1,	Noureddine Morceli	ALG	3:41.57
2,	Fermín Cacho	ESP	3:42.68
3,	Mário Silva	POR	3:43.85
4,	Marcus O'Sullivan	IRL	3:44.79
5,	Han Kulker	NED	3:45.93
6,	Jeff Atkinson	USA	3:46.25
7,	Michael Busch	GER	3:46.72
8,	Abdelaziz Sahere	MAR	3:47.04
9,	Terrance Herrington	USA	3:47.19; 10, Sergey Melnikov URS 3:49.78

Morceli was overwhelming favourite, having set a world record of 3:34.16 on the same track 10 days earlier. Cacho tried to turn things to his advantage by setting a very slow pace, 33.64 for the first 200m, but Morceli took over before the 400m point and had strung out the field at 800m (2:06.54). The Algerian brushed aside challenges from Atkinson and Cacho in the last 500m before going on to win.

Defending champion O'Sullivan finished strongly but just fell short of the medals this time.

First round (First 3 & 4 fastest to final) (Mar 8)

Heat 1: 1, Morceli 3:44.06; 2, Atkinson 3:44.83; 3, Melnikov 3:44.91; 4, O'Sullivan 3:45.29; 5, Victor Rojas ESP 3:45.43; 6, Rachid el Basir MAR 3:45.83; 7, Rob Van Helden NED 3:46.33; 8, David Kibet KEN 3:47.33; 9, Alemayehu Roba ETH 3:48.83; Miroslav Chochkov BUL DNS

Heat 2: 1, Silva 3:43.70; 2, Cacho 3:43.73; 3, Sahere 3:43.99; 4, Kulker 3:44.04; 5, Busch 3:44.57; 6, Herrington 3:44.86; 7, José Moreira POR 3:47.57; 8, Davide Tirelli ITA 3:47.63; Jacinto Navarrete COL DNS

Toronto 1993

Final (Mar 13)

1,	Marcus O'Sullivan	IRL	3:45.00
2,	David Strang	GBR	3:45.30
3,	Branko Zorko	CRO	3:45.39
4,	Steve Holman	USA	3:45.59
5,	Mickaël Damian	FRA	3:45.59
6,	Bill Burke	USA	3:46.18
7,	Mário Silva	POR	3:46.61
8,	Marc Corstjens	BEL	3:46.69
9,	Rachid El Basir	MAR	3:46.81; 10, Robin van Helden NED 3:50.09

The slow early pace was the work of Damian (400m: 63.59, 800m: 2:06.22) and Burke (1000m: 2:36.16). The field played into the hands of fast-finishing O'Sullivan, who went ahead in the last 300m and took his third title with a last lap of 26.14.

"I thought three would be too much to ask," said O'Sullivan of his third world indoor gold. "It was like playing poker out there and I guess you could say I ended with a royal flush as it was slow and tactical."

First round (First 3 & 4 fastest to final) (Mar 12)

Heat 1: 1, O'Sullivan 3:42.31; 2, Damian 3:42.46; 3, van Helden 3:42.62; 4, Corstjens 3:42.63; 5, Burke 3:42.68; 6, Silva 3:43.59; 7, Mohamed Taki MAR 3:44.45; 8, Milan Drahoňovský CZE 3:46.21; 9, Siphon Dlamini SWZ 3:52.44

Heat 2: 1, Strang 3:41.88; 2, Holman 3:41.96; 3, Zorko 3:42.37; 4, El Basir 3:42.99; 5, Edgar de Oliveira BRA 3:44.32; 6, Spyros Christopoulos GRE 3:44.46; 7, Kevin Sullivan CAN 3:44.52; 8, Amos Rota ITA 3:47.13; 9, Vénuste Niyongabo BDI 3:48.92; 10, Atoi Boru KEN 3:54.99

Barcelona 1995

Final (Mar 11)

1,	Hicham El Guerrouj	MAR	3:44.54
2,	Mateo Cañellas	ESP	3:44.85
3,	Erik Nedeau	USA	3:44.91
4,	Niall Bruton	IRL	3:45.05
5,	Vyacheslav Shabunin	RUS	3:45.40
6,	Fermín Cacho	ESP	3:45.46
7,	Rüdiger Stenzel	GER	3:45.64
8,	Dominique Löser	GER	3:46.09
9,	José Valente	BRA	3:46.71; 10, Marcus O'Sullivan IRL 3:47.02; 11, Anthony Whiteman GBR 3:47.50; 12, Simon Vroemen NED 3:48.39

The big favourite was Olympic Champion Fermín Cacho, and the race looked to be going his way after a slow 65.9 first 400m. On the third lap, El Guerrouj went to the front and speeded up to pass 800m in 2:06.4. The young Moroccan gradually raised the pace with laps of 29.3 and 28.0. Cacho was at El Guerrouj's shoulder at the bell, but surprisingly faded on the final circuit, which the Moroccan covered in 27.3 to win. Consolation for Spain came when Cañellas took the silver.

First round (First 4 & 4 fastest to final) (Mar 10)

Heat 1: 1, El Guerrouj 3:42.72; 2, Bruton 3:43.00; 3, Loser 3:43.05; 4, Cañellas 3:43.13; 5, Shabunin 3:43.17; 6, Whiteman 3:44.24; 7, Vroemen 3:45.20; 8, Valente 3:46.18; 9, Jason Pyrah USA 3:48.28; 10, Massimo Pegoretti ITA 3:51.17; João N'Tyamba ANG DNS

Heat 2: 1, Stenzel 3:42.38; 2, Cacho 3:45.05; 3, O'Sullivan 3:45.27; 4, Nedeau 3:46.05; 5, Rashid El Basir MAR 3:47.03; 6, Brian Treacy GBR 3:47.18; 7, Patrik Johansson SWE 3:49.81; 8, Ali Hakimi TUN 3:50.96; 9, Francis Munthali MAW 3:58.23; Mahdi Abdulla Eldin SUD DQ; Andrea Giocondi ITA DNF

Paris 1997

Final (Mar 8)

1,	Hicham El Guerrouj	MAR	3:35.31
2,	Rüdiger Stenzel	GER	3:37.24
3,	William Tanui	KEN	3:37.48
4,	Branko Zorko	CRO	3:39.25
5,	Andrés Díaz	ESP	3:39.73
6,	Ali Hakimi	TUN	3:39.91
7,	Jason Pyrah	USA	3:41.64
8,	Niall Bruton	IRL	3:42.65

9, Christophe Impens BEL 3:42.89; 10, Vyacheslav Shabunin RUS 3:44.85; 11, Graham Hood CAN 3:45.03; 12, Kader Chékhémani FRA 3:49.47

El Guerrouj had set a stunning world record of 3:31.18 earlier in the winter and comfortably retained his title. He went to the front after three laps and gradually pulled clear with successively faster laps, the last of which took 28.15. Stenzel outkicked Tanui for the silver.

First round (First 3 and 3 fastest to final) (Mar 7)

Heat 1: 1, El Guerrouj 3:40.18; 2, Bruton 3:40.77; 3, Pyrah 3:41.11; 4, Luis Feiteira POR 3:41.46; 5, Balázs Tölgyesi HUN 3:41.94; 6, Ian Campbell GBR 3:42.30; 7, Giuseppe D'Urso ITA 3:46.06
Heat 2: 1, Tanui 3:41.32; 2, Díaz 3:41.34; 3, Impens 3:41.97; 4, Azzeddine Seddiki MAR 3:42.52; 5, Nadi Bosch FRA 3:43.10; 6, Dominique Löser GER 3:48.01; 7, Edgar de Oliveira BRA 3:51.41; 8, Andrea Abelli ITA 3:57.65
Heat 3: 1, Stenzel 3:39.36; 2, Hakimi 3:39.49; 3, Chékhémani 3:39.52; 4, Zorko 3:39.61; 5, Hood 3:40.07; 6, Shabunin 3:40.13; 7, Stephen Agar DMA 3:45.33; 8, Gilbert Mvuyikuri BDI 3:51.78

Maebashi 1999

Final (Mar 7)

1,	Haile Gebrselassie	ETH	3:33.77
2,	Laban Rotich	KEN	3:33.98
3,	Andrés Díaz	ESP	3:34.46
4,	William Tanui	KEN	3:34.77
5,	Rui Silva	POR	3:34.99
6,	Ali Hakimi	TUN	3:37.88
7,	Adil Kaouch	MAR	3:38.48
8,	Richie Boulet	USA	3:39.93

9, Eddie King GBR 3:46.59

Tanui made this race fast. He towed the field through 400m in 56.71 and 800m in 1:54.20. Gebrselassie and Rotich followed. With two laps to go, Rotich shot ahead (1200m: 2:52.58). Gebrselassie again settled in behind the Kenyan leader, but Rotich was sprinting hard and it looked as if the Ethiopian might have to settle for silver.

As the two leaders turned into the finishing straight for the final time, Gebrselassie swung wide to make his final effort. He slowly closed and caught Rotich six metres from the finish. The Ethiopian's last lap took 27.0 and last 100m 13.4. "He is from another galaxy," said bronze medallist Díaz.

First round (First 3 & 3 fastest to final) (Mar 6)

Heat 1: 1, Hakimi 3:42.46; 2, Kaouch 3:42.53; 3, Tanui 3:42.54; 4, Díaz 3:42.58; 5, Dirk Heinze 3:42.80; 6, Hamish Christensen NZL 3:42.80; 7, David Krummenacker USA 3:44.29; 8, Sheldon Monderoy TTO 3:47.36; Ali Saïdi-Sief ALG DNS
Heat 2: 1, Gebrselassie 3:41.22; 2, Silva 3:41.30; 3, Rotich 3:41.32; 4, King 3:41.92; 5, Boulet 3:42.53; 6, Andrey Zadorozhnyi RUS 3:43.04; 7, José Antonio Redolat ESP 3:45.52; 8, Kiyoharu Sato JPN 3:49.26; 9, Alexis Sharangabo RWA 3:49.81; 10, Chipako Chungu ZAM 3:53.46; Sampa Dendup BHU DNF

Lisbon 2001

Final (Mar 10)

1,	Rui Silva	POR	3:51.06
2,	Reyes Estévez	ESP	3:51.25
3,	Noah Ngeny	KEN	3:51.63
4,	Laban Rotich	KEN	3:51.71
5,	Adil Kaouch	MAR	3:51.91

6,	Seneca Lassiter	USA	3:52.39
7,	Haylu Mekonnen	ETH	3:52.72
8,	Julius Achon	UGA	3:53.03

9, Juan Carlos Higuero ESP 3:56.71

This event was probably the high point of the Lisbon championships, for it not only provided a home winner but also a terrific finish. The early pace was even slower than the women's heats earlier in the day, and was actually booed by the crowd. The first 400m took 70.66, but then Olympic Champion Noah Ngeny stretched out the field. Estévez and Silva latched on to the Kenyan, then Estévez suddenly bolted ahead before the bell. Ngeny was dropped, but to the delight of the crowd, Silva stayed near. The Portuguese swung wide and edged past Estévez in the straight for a wildly-acclaimed victory. His final lap had been covered in 25.7 compared with 26.10 for Estévez.

First round (First 2 & 3 fastest to final) (Mar 9)

Heat 1: 1, Estévez 3:37.93; 2, Ngeny 3:38.22; 3, Mekonnen 3:38.41; 4, Achon 3:39.14; 5, Jason Lunn USA 3:40.42; 6, Luis Feiteira POR 3:40.68; 7, Peter Philipp SUI 3:40.93; 8, Hudson de Souza BRA 3:43.14
Heat 2: 1, Rotich 3:47.00; 2, Lassiter 3:47.06; 3, Kevin Sullivan CAN 3:47.19; 4, Daniel Zegeye ETH 3:47.94; 5, Kamel Boulahfane ALG 3:48.59; 6, Alexis Abraham FRA 3:49.21; 7, Youssef Baba MAR 3:49.46; 8, Jurgen Vandewiele BEL 3:53.42; 9, Uddin Saad Jalal PAK 4:03.43; 10, Youssef Diallo MLI 4:06.70
Heat 3: 1, Silva 3:37.79; 2, Kaouch 3:37.90; 3, Higuero 3:39.21; 4, Vyacheslav Shabunin RUS 3:39.40; 5, Branko Zorko CRO 3:39.55; 6, Marko Koers NED 3:43.17; 7, Darko Radomirović YUG 3:46.36; 8, Clyde Colenso RSA 3:48.07; 9, Fortunato Yaccob ERI 3:56.31; 10, Ismail Ahmed Ismail SUD 4:02.79

Birmingham 2003

Final (Mar 15)

1,	Driss Maazouzi	FRA	3:42.59
2,	Bernard Lagat	KEN	3:42.62
3,	Abdelkader Hachlaf	MAR	3:42.71
4,	Cornelius Chirchir	KEN	3:43.03
5,	Ivan Heshko	UKR	3:44.56
6,	James Nolan	IRL	3:44.67
7,	Andrey Zadorozhnyi	RUS	3:44.80
8,	Juan Carlos Higuero	ESP	3:44.81

9, Roberto Parra ESP 3:47.44

The start was slow with Zadorozhnyi leading at 400m in 64.12 and 800m in 2:06.50. Lagat then Chirchir injected some pace, with Maazouzi shadowing each Kenyan before slipping ahead at the bell. Pursued by the Kenyan pair, Maazouzi held on throughout the last lap, though Lagat closed up in the straight and Hachlaf finished faster than anyone to snatch the bronze from Chirchir. At 33 years 151 days, the winner became the oldest ever individual male world indoor champion. He ran the last lap in 27.30. Silva, a memorable champion two years earlier, went out in the heats after easing up at the finish.

First Round (First 2 & 3 fastest to final) (Mar 14)

Heat 1: 1, Maazouzi 3:48.39; 2, Hachlaf 3:48.39; 3, Rui Silva POR 3:48.41; 4, Michal Sneberger CZE 3:48.65; 5, Michael Stember USA 3:48.71; 6, Michael East GBR 3:49.31; 7, Zbigniew Graczyk POL 3:49.39; 8, Graham Hood CAN 3:50.86
Heat 2: 1, Lagat 3:39.97; 2, Parra 3:40.40; 3, Heshko 3:40.61; 4, Zadorozhnyi 3:40.80; 5, Nolan 3:40.85; 6, Mirosław Formela POL 3:40.89; 7, James Thie GBR 3:41.18; 8, Salvatore Vincenti ITA 3:45.93; 9, Luis Feiteira POR 3:46.99
Heat 3: 1, Chirchir 3:41.08; 2, Higuero 3:41.37; 3, Julius Achon UGA 3:41.85; 4, Anis Selmouni MAR 3:41.99; 5, Tarek Boukensa ALG 3:42.88; 6, Jason Lunn USA 3:43.31; 7, Christian Obrist ITA 3:43.97; 8, Philippe Bandi SUI 3:44.37; 9, Abdillahi Bouh Moumin DJI 4:15.61

Budapest 2004

Final (Mar 7)

1,	Paul Korir	KEN	3:52.31
2,	Ivan Heshko	UKR	3:52.34
3,	Laban Rotich	KEN	3:52.93
4,	James Thie	GBR	3:53.36
5,	Mirosław Formela	POL	3:53.70
6,	José Antonio Redolat	ESP	3:56.55
7,	Youssef Baba	MAR	3:57.79

Michael East GBR DQ (r163.2) (3:52.88); (4), Abdelkader Hachlaf MAR DQ (r40.8) 3:53.22

For 800m the pace was slower than the Budapest women's 1500m final, with Korir reaching 800m in only 2:15.52. The Kenyan, who reached the final as a fastest loser, then stepped up the pace with a 58.22 third 400m, followed by a 13.05 100m section to the bell. Tracked by Heshko and East, Korir then covered the first half of the last lap in a scorching 12.64. The event had developed into a 300m race and though Heshko closed in he couldn't quite get in front by the bell. Korir's last lap was covered in 25.52. East held third place in sight of the finish but as Rotich challenged the Briton drifted out from lane 1 to lane 5. Was he deliberately trying to block the Kenyan? The judges decided yes and East was disqualified.

First round (First 3 & 3 fastest to final) (Mar 6)

Heat 1: 1, Rotich 3:41.66; 2, East 3:41.86; 3, Michal Sneiderger CZE 3:42.11; 4, Juan Carlos Higuero ESP 3:42.25; 5, Marko Koers NED 3:42.53; 6, Hudson de Souza BRA 3:43.24; 7, Antonio Travassos POR 3:46.19; 8, James Nolan IRL 3:47.27; 9, Monder Rizki BEL 3:49.88; 10, Charlie Gruber USA 3:50.29; 11, Ricardo Etheridge PUR 3:57.07; (2.) Hachlaf DQ (r40.8) (3:41.75)

Heat 2: 1, Heshko 3:39.93; 2, Thie 3:40.68; 3, Redolat 3:40.70; 4, Korir 3:40.75; 5, Formela 3:41.22; 6, Baba 3:41.25; 7, Rob Myers USA 3:43.73; 8, João Pires POR 3:45.48; 9, Tim Clerbout BEL 3:45.81; 10, Dmitriy Onufriyenko RUS 3:47.97; 11, Jean-Marc Léandro GAB 3:56.15

Moscow 2006

Final (Mar 11)

1,	Ivan Heshko	UKR	3:42.08
2,	Daniel Kipchirchir Komen	KEN	3:42.55
3,	Elkanah Angwenyi	KEN	3:42.98
4,	Halil Akkaş	TUR	3:43.61
5,	Sergio Gallardo	ESP	3:43.77
6,	James Nolan	IRL	3:43.98
7,	Chris Lukezic	USA	3:45.09
8,	Yassine Bensghir	MAR	3:47.20
9,	Youssef Baba	MAR	3:49.25

With two clockings in the 3:34 region, Komen was the only man present to have run quicker than 3:38 in the 2006 season. After controlling the fastest heat from the front, Komen again led the final from the gun, though at a pace which did little damage to his opponents. He passed 400m in 64.48 and 800m in 2:06.69. The Kenyan then kicked in 200m laps of 27.85 and 27.56. These weren't enough to drop Heshko, who sped past on the last backstraight to go one better than in 2004.

First round (First 2 & 3 fastest to final) (Mar 10)

Heat 1: 1, Kipchirchir Komen 3:39.64; 2, Gallardo 3:40.04; 3, Baba 3:40.31; 4, Lukezic 3:40.97; 5, David Freeman PUR 3:45.36; 6, Colin McCourt GBR 3:45.77; 7, Björn Margeirsson ISL 3:49.22

Heat 2: 1, Heshko 3:41.49; 2, Angwenyi 3:41.63; 3, Akkaş 3:41.77; 4, Dahame Najem Bashair QAT 3:41.87; 5, Neil Speaight GBR 3:41.99; 6, Driss Maazouzi FRA 3:42.93; 7, Jordan Chipangama ZAM 3:46.01; 8, Christian Neunhauserer ITA 3:47.90

Heat 3: 1, Nolan 3:44.67; 2, Bensghir 3:44.69; 3, Mounir Yemmouni FRA 3:45.26; 4, Jason Lunn USA 3:46.46; 5, Aleksandr Krivchonkov RUS 3:48.28; 6, Arturo Casado ESP 3:48.87; 7, Sergey Pakura KGZ 3:50.86; 8, Ajmal Amirov TJK 3:51.75

Valencia 2008

Final (Mar 8)

1,	Deresse Mekonnen	ETH	3:38.23
2,	Daniel Kipchirchir Komen	KEN	3:38.54
3,	Juan Carlos Higuero	ESP	3:38.82
4,	Arturo Casado	ESP	3:38.88
5,	Rashid Ramzi	BRN	3:40.26
6,	Mekonnen Gebremedhin	ETH	3:40.42
7,	Suleiman Simotwo	KEN	3:41.04
8,	Youssef Baba	MAR	3:44.50

Nick Willis NZL DQ (r163.3) (3:39.1est)

Komen was the fastest entrant (3:34.80) and he duly led for the first lap of the final in a quick 27.88. The pace slowed over the next three laps as the lead changed from Mekonnen (57.72) to Baba (1:59.10). Mekonnen then increased the pace after taking the lead at 1000m (2:29.34). Komen surged to challenge, but the Ethiopian kept everyone at bay with a closing 400m in 54.6, which featured a final lap of 26.30.

Komen took the silver ahead of Higuero, who just edged his teammate Casado for the bronze.

Mekonnen and fifth-placer Willis (3:39.1) were initially disqualified for stepping on the infield as the field bunched. It was therefore announced to much acclaim that both Spaniards had won medals, but before everyone went home that night, Mekonnen was reinstated on appeal. Willis was not.

First round (First 2 & 3 fastest to final) (Mar 7)

Heat 1: 1, Mekonnen 3:39.74; 2, Willis 3:40.66; 3, Carsten Schlangen GER 3:41.54; 4, Michael East GBR 3:41.68; 5, Belal Mansoor Ali BRN 3:41.91; 6, James Nolan IRL 3:42.12; 7, Christian Obrist ITA 3:45.46; 8, Guillaume Éraud FRA 3:46.11; 9, David Freeman PUR 3:51.35; 10, Sergey Pakura KGZ 3:57.28

Heat 2: 1, Komen 3:39.07; 2, Higuero 3:39.46; 3, Baba 3:39.89; 4, Rob Myers USA 3:41.73; 5, Christoph Lohse GER 3:42.25; 6, Sergey Ivanov RUS 3:43.88; 7, Ali Abubaker Kamal QAT 3:45.95; 8, Mircea Bogdan ROU 3:55.32; 9, Maung Chet MYA 4:04.65; Kamal Boulahfane ALG & James McLroy GBR DNF

Heat 3: 1, Gebremedhin 3:37.16; 2, Simotwo 3:37.23; 3, Ramzi 3:37.31; 4, Casado 3:40.99; 5, Abdelkader Hachlaf MAR 3:42.26; 6, Thamer Kamal Ali QAT 3:44.17; 7, Russell Brown USA 3:47.19; 8, Mounir Yemmouni FRA 3:48.26; 9, Pablo Solares MEX 3:48.78; 10, Ajmal Amirov TJK 3:57.47; 11, Kemal Koyuncu TUR 3:57.70

Doha 2010

Final (Mar 13)

1,	Deresse Mekonnen	ETH	3:41.86
2,	Abdalaati Iguider	MAR	3:41.96
3,	Haron Keitany	KEN	3:42.32
4,	Mekonnen Gebremedhin	ETH	3:42.42
5,	Amine Laâlou	MAR	3:42.42
6,	Juan van Deventer	RSA	3:43.77
7,	Garrett Heath	USA	3:43.81
8,	Mahiedine Mekhissi-Benabbad	FRA	3:45.22
9,	Diego Ruiz	ESP	3:52.45

The final started slowly with a 31.75 opening lap by Heath, then he was replaced by Iguider who didn't raise the pace (63.98 at 400m). At 500m Keitany swept through from last to first. The pack strung out but the laps were still slower than 30 seconds until defending champion Mekonnen struck with a 28.40 circuit to 1000m. After another 100m, Iguider nipped ahead again, only for the Ethiopian to return to the front at 1200m. A further 100m later, at the bell, the lead changed yet again as Iguider made another effort with Laâlou in tow.

Laâlou surged down the last backstraight and at 1400m having run the last 100m in close to 13 seconds, so there was a third different leader, making a bid to win, in the space of a lap and a half. Mekonnen stuck to the Morrocans, but Laâlou led into the straight. Having looked so impressive up to that point, the Moroccan then crumbled as first Mekonnen passed on his outside then Iguider on the inside. The Ethiopian retained his title while a resurrected Keitany came from behind to deprive the fading Laâlou of the bronze. The last lap was covered in 26.74.

First round (First 2 & 3 fastest to final) (Mar 12)

Heat 1: 1, Laâlou 3:39.96; 2, van Deventer 3:40.07; 3, Gideon Gathimba KEN 3:40.08; 4, Abdelkader Bakhtache FRA 3:40.49; 5, Álvaro Rodríguez ESP 3:40.96; 6, Bruno Albuquerque POR 3:44.32; 7, Christian Klein GER 3:46.14; 8, Ali Abubaker Kamal QAT 3:46.51

Heat 2: 1, Mekonnen 3:39.66; 2, Ruiz 3:40.00; 3, Keitany 3:40.04; 4, Will Leer USA 3:42.16; 5, Tim Bayley GBR 3:42.57; 6, Peter van der Westhuizen RSA 3:45.76; 7, Kamal Ali Thamer QAT 3:49.64; 8, Alex Ngouari-Mouissi CGO 4:02.55; 9, Ajmal Amirov TJK 4:03.75

Heat 3: 1, Iguider 3:37.14; 2, Gebremedhin 3:38.90; 3, Heath 3:39.25; 4, Mekhissi-Benabbad 3:39.63; 5, Adrian Blincoe NZL 3:40.50; 6, Goran Nava SRB 3:42.79; 7, Christian Obrist ITA 3:46.33; Belal Mansoor Ali BRN DNS

Istanbul 2012

Final (Mar 10)

1,	Abdalaati Iguider	MAR	3:45.21
2,	İlham Tanui Özbilen	TUR	3:45.35
3,	Mekonnen Gebremedhin	ETH	3:45.90
4,	Aman Wote	ETH	3:47.02
5,	Ayanleh Souleiman	DJI	3:47.35
6,	Silas Kiplagat	KEN	3:47.42

- 7, Matthew Centrowitz USA 3:47.42
 8, Francisco Javier Abad ESP 3:48.14
 9, Amine Laâlou MAR 3:49.14

As with the 2012 800m, the final was the slowest in the history of the championships, but the involvement of Turkey's Özbilen gave the event a powerful resonance. The Kenyan, previously known as William Biwott, became a Turkish citizen in June 2011 and was not due to be eligible to compete for Turkey until June 2013. Then on February 27, 2012 the IAAF Council agreed to end his waiting period, enabling his entry for Istanbul.

Iguider led to 1000m (2:39.20) in the final, and then Özbilen took over, covering the next 200m in 26.45. Only Gebremedhin and Iguider could keep up. Iguider moved into second on the last lap and went past Özbilen with 15m remaining, despite Özbilen's efforts to force his opponent into an outer lane. "The race was quite easy for me," said the Moroccan.

First round (First 3 & 3 fastest to final) (Mar 9)

Heat 1: 1, Özbilen 3:41.93; 2, Wote 3:42.24; 3, Laâlou 3:42.36; 4, Bethwell Birgen KEN 3:42.72; 5, Galen Rupp USA 3:43.39; 6, David Bustos ESP 3:43.66; 7, Gregory Beugnet FRA 3:44.20; 8, Oleksandr Borysyuk UKR 3:44.28; 9, Lewis Moses GBR 3:45.04; 10, Mohamad Al-Garni QAT 3:47.63; 11, Ciarán Ó Lionáird IRL 3:50.12; 12, Abdallahi Cheikh MTN 4:47.24

Heat 2: 1, Iguider 3:38.41; 2, Gebremedhin 3:39.16; 3, Souleiman 3:39.51; 4, Centrowitz 3:39.54; 5, Kiplagat 3:39.59; 6, Abad 3:40.55; 7, Yegor Nikolayev RUS 3:43.33; 8, Mohamed Othman Shahween KSA 3:45.12; 9, Kemal Koyuncu TUR 3:45.33; 10, Ryan Foster AUS 3:46.26; 11, James Brewer GBR 3:47.58

1500 METRES

Multiple Medallists:

3	Marcus O'Sullivan	IRL	87-1, 89-1, 93-1
2	Hicham El-Guerrouj	MAR	95-1, 97-1
	Laban Rotich	KEN	99-2, 04-3
	Ivan Heshko	UKR	04-2, 06-1
	Daniel Kipchirchir Komen	KEN	06-2, 08-2
	Deresse Mekonnen	ETH	08-1, 10-1
	Abdalaati Iguider	MAR	10-2, 12-1

Most Finals / Appearances:

5	O'Sullivan	87-1, 89-1, 91-4, 93-1, 95-10
---	------------	-------------------------------

National Placings:

	1	2	3	4	5	6	7	8	Points
KEN	1	4	6	3	-	1	1	-	92
ESP	-	5	2	1	2	2	-	4	70
MAR	3	1	1	-	2	-	2	3	52
ETH	3	-	1	2	-	1	1	-	45
USA	-	-	2	3	-	3	4	1	45
IRL	3	-	-	2	-	2	-	1	41
GER	-	2	-	-	-	-	3	1	21
POR	1	-	1	-	1	-	1	-	20
UKR	1	1	-	-	1	-	-	-	19
FRA	1	-	-	-	2	-	1	1	19
AUS	1	-	-	-	1	-	-	-	12
GBR	-	1	-	1	-	-	-	-	12
TUR	-	1	-	1	-	-	-	-	12
CRO	-	-	1	1	-	-	-	-	11
NED	-	-	1	-	1	-	-	-	10
POL	-	-	-	1	1	-	-	-	9
ALG	1	-	-	-	-	-	-	-	8
ITA	-	-	-	-	1	1	-	1	8
RUS	-	-	-	-	1	-	1	-	6
TUN	-	-	-	-	-	2	-	-	6
BRN	-	-	-	-	1	-	-	-	4
DJI	-	-	-	-	1	-	-	-	4
CAN	-	-	-	-	-	1	-	-	3
RSA	-	-	-	-	-	1	-	-	3
TCH	-	-	-	-	-	1	-	-	3
URS	-	-	-	-	-	-	1	-	2
BEL	-	-	-	-	-	-	-	1	1
UGA	-	-	-	-	-	-	-	1	1
Totals	15	15	15	15	15	15	15	14	539

3000 Metres

Paris 1985

Final (Jan 19: Non-championship)

- 1, João Campos POR 7:57.63
 2, Don Clary USA 7:57.78

- 3, Ivan Uvízl TCH 7:57.92
 4, Antonio Leitão POR 7:58.14
 5, David Lewis GBR 7:58.19
 6, Francis Gonzalez FRA 7:58.78
 7, Christoph Herle FRG 7:59.52
 8, Joseph Mahmoud FRA 8:02.90
 9, Stefano Mei ITA 8:03.01; 10, Pierre Délèze SUI 8:10.51; Bob Verbeeck BEL DNF

Having done his share of the pacemaking, a 27.33 last lap by Campos brought him victory in a close finish. Less than 10m covered the first six. Bronze medallist Uvízl only made it into the final as the slowest of the fastest losers.

First round (First 4 & 3 fastest to final) (Jan 18)

Heat 1: 1, Campos 7:59.07; 2, Mei 8:00.18; 3, Clary 8:00.21; 4, Mahmoud 8:00.76; 5, Bruno Lafranchi SUI 8:01.27; 6, Peter Renner NZL 8:06.38; 7, Isaack Lubango TAN 8:12.71; 8, Julian Giraldo COL 8:22.42; 9, Yehezkel Khalifa ISR 8:24.34; 10, Vinko Pokrajčić YUG 8:36.04

Heat 2: 1, Herle 7:54.54; 2, Lewis 7:54.55; 3, González 7:54.73; 4, Leitão 7:54.82; 5, Délèze 7:55.22; 6, Verbeeck 7:55.94; 7, Uvízl 7:57.78; 8, Tony Rodgers NZL 7:58.09; 9, Emilio Ulloa CHI 8:19.96; 10, Mohammed Bekheet PLE 8:23.63

Indianapolis 1987

Final (Mar 8)

- 1, Frank O'Mara IRL 8:03.32
 2, Paul Donovan IRL 8:03.89
 3, Terry Brahm USA 8:03.92
 4, Mark Rowland GBR 8:04.27
 5, Doug Padilla USA 8:05.55
 6, Julius Kariuki KEN 8:06.77
 7, Pascal Thiébaud FRA 8:08.82
 8, Mogens Guldborg DEN 8:10.25
 9, Jacinto Navarrete COL 8:11.89; 10, Uwe Mönkemeyer FRG 8:12.41

The Irish pair of Donovan and O'Mara, each impressive heat winners, shared a very slow early pace (2:55.43 at 1000m) for the first six laps of the final. The real racing began when Rowland took it up on the eighth lap. The Briton stayed in front until two laps from home when overtaken by Padilla and O'Mara.

Padilla led at the bell, at which point O'Mara challenged. The Irishman got in front on the backstraight and sped away to win. Donovan made up three places in the last 100m to ensure that Ireland won both the gold and silver medals.

First round (First 3 & 4 fastest to final) (Mar 6)

Heat 1: 1, Donovan 7:58.05; 2, Brahm 7:58.17; 3, Rowland 7:58.47; 4, Dietmar Millonig AUT 7:58.74; 5, Bruno Levant FRA 7:59.47; 6, Raf Wijns BEL 8:01.08; 7, Carey Nelson CAN 8:11.72; 8, Wilson Waigwa KEN 8:17.23; Alessandro Lambruschini ITA DNF

Heat 2: 1, O'Mara 7:54.07; 2, Padilla 7:54.58; 3, Thiébaud 7:54.79; 4, Kariuki 7:54.83; 5, Navarrete 7:55.37; 6, Mönkemeyer 7:55.39; 7, Guldborg 7:56.02; 8, Mauricio González MEX 7:56.99; 9, Billy Dee GBR 8:08.98

Budapest 1989

Final (Mar 5)

- 1, Saïd Aouita MAR 7:47.94
 2, José Luis González ESP 7:48.66
 3, Dieter Baumann FRG 7:50.47
 4, Doug Padilla USA 7:50.93
 5, Frank O'Mara IRL 7:52.21
 6, Branko Zorko YUG 7:52.26
 7, José Luis Carreira ESP 7:53.22
 8, Stefano Mei ITA 7:53.73
 9, Brian Abshire USA 7:53.93; 10, Mikhail Dasko URS 7:54.80

Aouita, the world 5000m record holder, won easily in his only indoor championship. After a slow first two kilometres (5:24.02), defending champion O'Mara stepped up the pace. The Irishman stayed in front until the final 400m, but could not respond to Aouita's final two laps of 26.85 and 26.92. The Moroccan had run the two halves of the race in 4:02.5 and 3:45.5.

First round (First 3 & 4 fastest to final) (Mar 4)

Heat 1: 1, Baumann 7:50.22; 2, Zorko 7:50.99; 3, Mei 7:51.48; 4, González 7:51.52; 5, Dasko 7:51.83; 6, Abshire 7:52.52; 7, Jacky Carlier FRA 7:53.16; 8, Gerry O'Reilly IRL 7:53.32; 9, Mohammed Choumassi MAR 7:55.58; 10, Adauto Domingues BRA 7:56.76

Heat 2: 1, Aouita 7:51.72; 2, Carreira 7:51.98; 3, Padilla 7:52.00; 4, O'Mara 7:52.37; 5, Klaus-Peter Nabein FRG 7:53.15; 6, Peter Wirz SUI 7:53.70; 7, Rémy Geoffroy FRA 7:53.91; 8, Nikolaos Vouzis GRE 7:59.92; 9, Béla Vágó HUN 8:05.78

Seville 1991**Final (Mar 10)**

1,	Frank O'Mara	IRL	7:41.14
2,	Hammou Boutayeb	MAR	7:43.64
3,	Rob Denmark	GBR	7:43.90
4,	Mogens Guldborg	DEN	7:44.76
5,	John Scherer	USA	7:45.12
6,	Pascal Thiébaud	FRA	7:47.51
7,	José Luis González	ESP	7:48.44
8,	Mattias Ntawulikura	RWA	7:48.92

9, Jacinto Navarrete COL 7:49.46; 10, Rob de Brouwer NED 7:51.69

One of the highest quality entries of the meeting set six national records in the heats. There were six more in the final thanks to the fast pace set by de Brouwer and Ntawulikura. The favourite, 33 year-old Hammou Boutayeb, took over in front and led from O'Mara – the 1987 champion – and González at 2000m (5:13.48).

Boutayeb's pace soon dropped everyone but O'Mara, who went to the front himself with two laps to go. After 50m of the final lap, O'Mara pulled clear so easily that he allowed himself to celebrate on the final bend. Yet his winning time was the fourth-quickest in history.

First round (First 3 & 4 fastest to final) (Mar 8)

Heat 1: 1, O'Mara 7:50.64; 2, González 7:50.69; 3, Thiébaud 7:50.90; 4, Navarrete 7:51.19; 5, Moses Kiptanui KEN 7:53.02; 6, Mahmoud Kalboussi TUN 7:53.75; 7, Paul Larkins GBR 7:56.20; 8, Yevgeniy Leontyev URS 7:56.68; 9, Stephane Franke GER 7:58.82; 10, Ricardo Vera URU 8:06.81; 11, James Norris USA 8:08.34; Mohammed Issangar MAR DNF

Heat 2: 1, Boutayeb 7:48.62; 2, Denmark 7:48.92; 3, Scherer 7:49.05; 4, Guldborg 7:49.55; 5, De Brouwer 7:51.34; 6, Ntawulikura 7:51.37; 7, Anacleto Jiménez ESP 7:51.67; 8, Kai Jenkel SUI 8:03.96; 9, Nick O'Brien IRL 8:10.63; 10, Dioméde Cishahayo BDI 8:16.87; 11, Tadele Abebe ETH 8:22.81; Jacky Carlier FRA DNF

Toronto 1993**Final (Mar 14)**

1,	Gennaro Di Napoli	ITA	7:50.26
2,	Eric Dubus	FRA	7:50.57
3,	Enrique Molina	ESP	7:51.10
4,	Bob Kennedy	USA	7:51.27
5,	Mogens Guldborg	DEN	7:52.60
6,	John Mayock	GBR	7:54.41
7,	Brendan Matthias	CAN	7:55.57
8,	Mirko Döring	GER	7:59.42

9, Joe Falcon USA 8:01.94; 10, Frank O'Mara IRL 8:12.71

After Kennedy did all the pacemaking, the race went to the European Champion Di Napoli, who finished with a 26.46 lap. Frank O'Mara's chequered record at these championships continued when he placed 10th and last in the final with sinus problems.

First round (First 2 & 4 fastest to final) (Mar 12)

Heat 1: 1, Mayock 7:54.13; 2, Kennedy 7:54.28; 3, Victor Rojas ESP 7:54.32; 4, Phillip Clode NZL 7:54.82; 5, Christophe Impens BEL 7:56.07; 6, Steven Agar DMA 7:56.44; 7, Yves Brenier FRA 8:00.65

Heat 2: 1, Di Napoli 7:50.69; 2, Matthias 7:50.90; 3, Dubus 7:51.22; 4, Guldborg 7:52.99; 5, Cândido Maia POR 7:54.11; 6, Claes Nyberg SWE 7:56.03; 7, Abdelaziz Sahere MAR 7:59.62; 8, Paul Donovan IRL 8:03.69

Heat 3: 1, O'Mara 7:51.12; 2, Falcon 7:51.42; 3, Molina 7:51.84; 4, Döring 7:52.56; 5, Ovidiu Olteanu ROU 7:53.17; 6, Peter O'Donoghue AUS 7:53.86; 7, Marc Olesen CAN 7:56.14; 8, Mike Chesire KEN 8:07.78

Barcelona 1995**Final (Mar 12)**

1,	Gennaro Di Napoli	ITA	7:50.89
----	-------------------	-----	---------

2,	Anacleto Jiménez	ESP	7:50.98
3,	Brahim Jabbour	MAR	7:51.42
4,	Mohamed Suleiman	QAT	7:51.73
5,	John Mayock	GBR	7:51.86
6,	Reuben Reina	USA	7:53.86
7,	Shaun Creighton	AUS	7:54.46
8,	Isaac Viciosa	ESP	8:01.00

9, Ovidiu Olteanu ROU 8:02.89; 10, Reda Benzine ALG 8:03.60; 11, Mohammed Belabbès ALG 8:05.73; Frank O'Mara IRL DNS

Vénuste Niyongabo would have been the big favourite, having easily beaten the world record holder Moses Kiptanui two weeks earlier in Birmingham. Unfortunately, the Burundian was mistakenly prevented from entering Spain. He became separated from his agent at the airport and, lacking the necessary papers, was flown back to his Italian base. When the authorities realised what had happened, Niyongabo was given the opportunity to return but declined.

Di Napoli defended his title from the front. He reached halfway in 4:01.7 then speeded up. Jiménez made a late challenge but the Italian, who frequently looked up at the video scoreboard, was always in control.

First round (First 4 & 4 fastest to semi-finals) (Mar 10)

Heat 1: 1, Di Napoli 7:56.47; 2, Olteanu 7:56.75; 3, Suleiman 7:56.78; 4, Jiménez 7:56.94; 5, Jabbour 7:57.32; 6, Reina 7:58.28; 7, Benzine 7:58.50; 8, Candido Maia POR 8:00.79; 9, Ahmad Warsama QAT 8:03.06; 10, Mahmoud Kalboussi TUN 8:05.60; 11, Mirko Döring GER 8:05.98

Heat 2: 1, Creighton 7:57.35; 2, Mayock 7:57.91; 3, O'Mara 7:58.11; 4, Viciosa 7:58.11; 5, Belabbès 7:58.74; 6, Jacky Carlier FRA 7:59.42; 7, João N'Tyamba ANG 8:03.93; 8, Ronnie Harris USA 8:05.40; 9, Siphon Dlamini SWZ 8:09.99; 10, Marcelo Cascabelo ARG 8:14.97

Paris 1997**Final (Mar 9)**

1,	Haile Gebrselassie	ETH	7:34.71
2,	Paul Bitok	KEN	7:38.84
3,	Ismail Sghir	MAR	7:40.01
4,	Gennaro Di Napoli	ITA	7:41.05
5,	Moses Kiptanui	KEN	7:41.87
6,	John Mayock	GBR	7:44.31
7,	Fita Bayesa	ETH	7:49.47
8,	El Hassane Lahssini	MAR	7:50.54

9, Anacleto Jiménez ESP 7:52.55; 10, Sergey Drygin RUS 7:56.38; 11, Saïd Chebili FRA 7:58.57; 12, Massimo Pegoretti ITA 8:10.49

Gebrselassie allowed Lahssini to take the initial lead before moving to the front just before the first kilometre (2:33.94). By halfway the Ethiopian was comfortably clear, having clocked around 57.9 for the third 400m segment. It was a measure of Gebrselassie's dominance that Kiptanui, himself a former world record holder, quickly lost touch.

Gebrselassie's second kilometre took just 2:26.06; a new world record looked possible until it became clear that the uneven pace had taken its toll. The leader slowed somewhat in the final 600m, his last lap taking 32.20. His final time was the third-best ever.

First round (First 4 and 4 fastest to semi-finals) (Mar 7)

Heat 1: 1, Di Napoli 7:52.72; 2, Kiptanui 7:52.98; 3, Bayesa 7:53.24; 4, Lahssini 7:53.53; 5, Carlos García ESP 7:54.01; 6, Robert Andersen DEN 7:54.72; 7, Kamiel Maase NED 7:54.79; 8, Ian Grime GBR 7:56.30; 9, Reuben Reina USA 7:57.00; 10, Marc Ostendarp GER 8:02.47; 11, Mark Carroll IRL 8:05.49; 12, Cândido Maia POR 8:06.58; 13, Mark Hhawi TAN 8:18.28

Heat 2: 1, Gebrselassie 7:50.14; 2, Sghir 7:50.42; 3, Bitok 7:51.53; 4, Mayock 7:51.69; 5, Chebili 7:52.55; 6, Pegoretti 7:52.60; 7, Jiménez 7:52.95; 8, Drygin 7:53.99; 9, Samuli Vasala FIN 7:54.07; 10, Jason Bunston CAN 7:56.75; 11, Ahmed Warsama QAT 8:00.64; 12, Kent Claesson SWE 8:04.29; 13, Reda Benzine ALG 8:05.55; 14, Marc Davis USA 8:20.37

Maebashi 1999**Straight Final (Mar 5)**

1,	Haile Gebrselassie	ETH	7:53.57
2,	Paul Bitok	KEN	7:53.79
3,	Million Wolde	ETH	7:53.85

4,	Gennaro Di Napoli	ITA	7:55.60
5,	Yusef El Nasri	ESP	7:56.70
6,	Steve Holman	USA	7:56.96
7,	Darren Lynch	AUS	7:58.12
8,	Marco Antonio Rufo	ESP	7:58.24

9, Ali Saïdi-Sief ALG 8:02.20; 10, Brian Baker USA 8:04.59; 11, Akira Kuniwa JPN 8:04.95; 12, Réda Benzine ALG 8:07.89; 13, Yonas Kifle ERI 8:34.41

Once it was confirmed that defending champion Gebrselassie would later contest the 1500m in Maebashi, it was unlikely that he would want a super-fast pace ... nor did anyone else.

Bitok led at 2000m (5:26.85), at which point the shuffling of the slow-moving pack suddenly left Gebrselassie boxed. He fell back to ninth pace during the lap between 2000m and 2200m, but he found his way back to the front after Di Napoli picked up the pace with three laps remaining. Gebrselassie hit the front just before two laps to go, followed by Wolde, Bitok and Di Napoli. The younger Ethiopian stayed in touch, and for a moment down the last backstraight looked as if he might even challenge Gebrselassie. Instead, he faded slightly and allowed Bitok to come through and repeat his 1997 silver. The last 400m took 55.2, with a 27.2 last lap.

Lisbon 2001

Final (Mar 11)

1,	Hicham El Guerrouj	MAR	7:37.74
2,	Mohammed Mourhit	BEL	7:38.94
3,	Alberto García	ESP	7:39.96
4,	John Mayock	GBR	7:44.08
5,	Million Wolde	ETH	7:44.54
6,	Bernard Lagat	KEN	7:45.52
7,	Mark Carroll	IRL	7:46.79
8,	Craig Mottram	AUS	7:48.34

9, Mohamed Khaldi ALG 7:52.76; 10, Paul Bitok KEN 7:54.16; 11, Bouabdellah Tahri FRA 7:57.84; 12, Antonio Jiménez ESP 8:04.01; 13, Saïd Berrioui MAR 8:04.38

After world indoor golds at 1500m in 1995 and 1997, El Guerrouj moved up a distance. In the final, he opened up a big lead after covering the section between 2000m and 2400m in 57.23. Then he appeared to deliberately slow, allowing Mourhit and García to close up. Any victory hopes those two had vanished when the Moroccan surged again in the final lap. His last kilometre took just 2:24.76.

First Round (First 5 & 2 fastest to final) (Mar 9)

Heat 1: 1, El Guerrouj 8:05.50; 2, Wolde 8:06.11; 3, Tahri 8:06.13; 4, Bitok 8:06.13; 5, Jiménez 8:06.18; 6, Khaldi 8:06.18; 7, Tim Broe USA 8:09.37; 8, Yaroslav Musinskiy MDA 8:21.85; 9, Tau Khotso LES 8:26.83
Heat 2: 1, Mottram 7:50.21; 2, García 7:50.84; 3, Lagat 7:50.93; 4, Mourhit 7:50.99; 5, Berrioui 7:51.07; 6, Mayock 7:51.10; 7, Carroll 7:53.64; 8, Youssef Allem ALG 7:56.42; 9, Eric Dubus FRA 7:58.09; 10, Souley Oumarou NIG 8:44.25; 11, Djamched Rasulov TJK 8:44.53

Birmingham 2003

Final (Mar 16)

1,	Haile Gebrselassie	ETH	7:40.97
2,	Alberto García	ESP	7:42.08
3,	Luke Kipkosgei	KEN	7:42.56
4,	Jesús España	ESP	7:42.70
5,	Abiyote Abate	ETH	7:43.21
6,	Gert-Jan Liefers	NED	7:44.34
7,	Leonard Mucheru	KEN	7:44.83
8,	John Mayock	GBR	7:45.32

9, Abderrahim Goumri MAR 7:47.43; 10, Günther Weidlinger AUT 7:53.59; 11, Mohamed Khaldi ALG 7:56.05; 12, Jaouad Gharib MAR 8:01.01

Gebrselassie won a record 11th individual IAAF world gold with a display of his trademark kick in the last 300m. The Moroccan Goumri and Gharib traded the lead in the first two kilometres (2:35.62 and 5:14.87). Then García, who had recently lowered the European record to 7:32.98, made his move. He ran the section from 2000m to 2400m

in 61.6 and continued to accelerate, yet was easily reeled in by Gebrselassie, who ran the last 400m in 54.9 to García's 56.6.

First round (First 3 & 4 fastest to semi-finals) (Mar 15)

Heat 1: 1, Gebrselassie 7:51.43; 2, Liefers 7:51.95; 3, España 7:52.41; 4, Mayock 7:52.59; 5, Khaldi 7:53.33; 6, Mucheru 7:53.41; 7, Goumri 7:54.02; 8, Bolota Asmerom USA 7:55.36; 9, Michael Aish NZL 8:03.17; 10, Joseph Simuchimba ZAM 8:20.10; 11, Chris Votu SOL 9:03.84
Heat 2: 1, Kipkosgei 7:47.50; 2, Abate 7:47.57; 3, García 7:50.95; 4, Gharib 7:51.59; 5, Weidlinger 7:51.94; 6, Khoudir Aggoune ALG 7:54.59; 7, Jonathon Riley USA 8:02.94; 8, Lorenzo Perrone ITA 8:04.00; 9, Tom Mayo GBR 8:07.37; 10, Wu Wen-Chien TPE 8:14.61; 11, Euclides Varela CPV 8:29.10; 12, Ajmal Amirov TJK 9:04.53

Budapest 2004

Final (Mar 6)

1,	Bernard Lagat	KEN	7:56.34
2,	Rui Silva	POR	7:57.08
3,	Markos Geneti	ETH	7:57.87
4,	Antonio Jiménez	ESP	7:58.23
5,	Sergio Gallardo	ESP	7:58.96
6,	Gert-Jan Liefers	NED	8:02.86
7,	Kevin Sullivan	CAN	8:03.34
8,	Mohammed Amyn	MAR	8:03.50

9, Hicham Bellani MAR 8:03.73; 10, Craig Mottram AUS 8:03.82; 11, Abiyote Abate ETH 8:09.71; 12, Sergiy Lebid UKR 8:14.32

The first half of the race was very slow (4:17.8), after which Mottram speeded things up with a second kilometre of 2:36.42. With three laps to go, Lagat, Geneti, Silva and Jimenez streamed past the Australian with the Kenyan winding up the pace. At the bell the Lisbon 1500m winner Silva tried to get in front but was held off by Lagat who won with a 26.63 last lap and a 3:38.5 second half. "It was challenging in my mind," said Lagat, "because I knew he [Silva] was close and could pass me at any time."

First round (First 4 & 4 fastest to final) (Mar 5)

Heat 1: 1, Geneti 7:52.08; 2, Silva 7:52.14; 3, Jiménez 7:52.25; 4, Liefers 7:52.75; 5, Bellani 7:53.10; 6, Boaz Cheboiywo KEN 7:53.69; 7, Bolota Asmerom USA 7:53.86; 8, Vyacheslav Shabunin RUS 7:53.92; 9, John Mayock GBR 7:54.41; 10, Khoudir Aggoune ALG 7:55.94; 11, Euclides Varela CPV 8:19.17
Heat 2: 1, Lagat 7:47.70; 2, Mottram 7:48.09; 3, Abate 7:48.25; 4, Gallardo 7:48.27; 5, Lebid 7:48.28; 6, Sullivan 7:48.38; 7, Amyn 7:49.92; 8, Jonathon Riley USA 7:55.58; 9, Günther Weidlinger AUT 7:59.82; 10, Tom Mayo GBR 8:03.88; 11, Ajmal Amirov TJK 8:38.37

Moscow 2006

Final (Mar 12)

1,	Kenenisa Bekele	ETH	7:39.32
2,	Saif Saeed Shaheen	QAT	7:41.28
3,	Eliud Kipchoge	KEN	7:42.58
4,	Alistair Cragg	IRL	7:46.43
5,	Shadrack Korir	KEN	7:47.11
6,	Tariku Bekele	ETH	7:47.67
7,	Adil Kaouch	MAR	7:48.01
8,	Moukheld Al-Outaibi	KSA	7:52.91

9, Pavel Naumov RUS 7:56.24; 10, Günther Weidlinger AUT 7:57.32; 11, Tareq Mubarak Taher BRN 8:04.99; 12, Halil Akkaş TUR 8:10.37

With 2005 World Champions Shaheen (steeplechase), and Bekele (10,000m), as well as Kipchoge, winner in 2003 over 5000m, this was the most talent-loaded event of the meeting. Cragg led to halfway in the final (4:02.5) without putting any strain on the leading contenders. The tempo changed sharply as Bekele surged into the lead with the next 100m in 14.6. Bekele and Kipchoge shared the pace over the next three laps, covered in 2:55.8, before the Ethiopian zipped away on the last lap of 26.45 to finish in 7:39.32. Bekele's second 1500m had taken just 3:36.5, and the final 1000m was covered in 2:23.33. Shaheen, in only his second indoor race, passed Kipchoge at the bell. Said the winner: "indoors is like a fun run for me."

First round (First 4 & 4 fastest to final) (Mar 10)

Heat 1: 1, Kipchoge 7:52.57; 2, Bekele 7:52.58; 3, Shaheen 7:52.85; 4, Cragg 7:53.74; 5, Weidlinger 7:53.83; 6, Akkaş 7:54.60; 7, Taher 7:55.10; 8, Naumov

60 Metres Hurdles**Paris 1985****Final (Jan 19: Non-championship)**

1,	Stéphane Caristan	FRA	7.67
2,	Javier Moracho	ESP	7.69
3,	Jon Ridgeon	GBR	7.70
4,	Cletus Clark	USA	7.74
5,	Vyacheslav Ustinov	URS	7.75
6,	Modesto Castillo	DOM	7.86

Moracho had the better start, but Olympic finalist Caristan had the strongest finish to delight the crowd of 7500. The revelation of the event was 17 year-old Ridgeon, who beat Caristan in the heats before taking an unexpected bronze medal.

First round (First 3 & 3 fastest to semi-finals) (Jan 19)

Heat 1: 1, Clark 7.86; 2, Bertocchi 7.99; 3, Muster 8.11; 4, Petter Hesselberg NOR 8.12; 5, Li Jieqiang CHN 8.14; 6, Saïd Kahia MAR 8.38

Heat 2: 1, Ridgeon 7.70; 2, Caristan 7.73; 3, Moracho 7.85; 4, Glass 7.90; 5, Robert Ekpete NOR 8.12; 6, Karl Smith JAM 8.19

Heat 3: 1, Ustinov 7.82; 2, Sala 7.87; 3, Castillo 7.89; 4, Tozzi 7.91; 5, Wu 8.00; 6, Serge Hatil FRA 8.01

Semi-finals (First 3 to final) (Jan 19)

Heat 1: 1, Clark 7.74; 2, Moracho 7.76; 3, Ridgeon 7.79; 4, Jeff Glass CAN 7.85; 5, Gianni Tozzi ITA 7.88; 6, Marc Muster SUI 8.10

Heat 2: 1, Caristan 7.63; 2, Ustinov 7.73; 3, Castillo 7.83; 4, Carlos Sala ESP 7.85; 5, Wu Ching-jing TPE 8.01; 6, Luigi Bertocchi ITA 8.09

4,	Holger Pohland	GDR	7.70
5,	Emilio Valle	CUB	7.71
6,	Tonie Campbell	USA	7.86

Jackson and Kazanov got the best start but Kingdom, the Olympic Champion, started to close and the two were level at the final hurdle. Both men hit the last barrier, with Jackson coming off worse. The American went on to win with the third-quickest time in history.

"At one time I was wondering whether I was going to catch the guy or not," said Kingdom.

First round (Winner & 7 fastest to semi-finals) (Mar 3)

Heat 1: 1, Jackson 7.57; 2, Valle 7.68; 3, Nagorka 7.77; 4, Harri Rouhiainen FIN 7.99; 5, Lajos Sarközi HUN 8.13

Heat 2: 1, Kazanov 7.72; 2, Boroi 7.82; 3, Javier Moracho ESP 7.94; 4, Noureddine Tadjine ALG 8.14

Heat 3: 1, Pohland 7.80; 2, Sala 7.83; 3, Liviu Giurgian ROU 7.84; 4, Ulf Söderman SWE 7.98; 5, Kai Kyllönen FIN 8.06

Heat 4: 1, Kingdom 7.63; 2, Hudec 7.70; 3, Röttl 7.78; 4, Rafal Ciesla POL 7.84; Renaldo Quintero CUB DNF

Heat 5: 1, Markin 7.75; 2, Campbell 7.78; 3, György Bakos HUN 7.85; 4, Joilto Santos Bonfim BRA 7.98; 5, Alain Cuyppers BEL 11.98

Semi-finals (First 3 to final) (Mar 3)

Heat 1: 1, Kingdom 7.50; 2, Valle 7.63; 3, Pohland 7.66; 4, Gheorghe Boroi ROU 7.75; 5, Aleksandr Markin URS 7.75; 6, Tomasz Nagorka POL 7.77

Heat 2: 1, Jackson 7.55; 2, Kazanov 7.65; 3, Campbell 7.74; 4, Carlos Sala ESP 7.80; 5, Jiří Hudec TCH 7.82; 6, Herwig Röttl AUT 8.07

Seville 1991**Final (Mar 9)**

1,	Greg Foster	USA	7.45	0.142
2,	Igor Kazanov	URS	7.47	0.086
3,	Mark McKoy	CAN	7.49	0.150
4,	Emilio Valle	CUB	7.60	0.202
5,	Sergey Usov	URS	7.66	0.174
6,	Philippe Tourret	FRA	7.66	0.169
7,	George Boroi	ROU	7.67	0.197
8,	Jack Pierce	USA	7.68	0.156

Four years after Indianapolis, Foster and McKoy clashed again, though this time Foster was drawn to the left of the Canadian. Just like 1987, McKoy got the best start in the final. Foster, who set a 1991 world best of 7.44 in the semis, closed the gap. He, McKoy and Kazanov hurdled the final flight level. The 32 year-old Foster had the best run-in, while Kazanov also got the better of the fading McKoy.

First round (First 3 & 4 fastest to final) (Mar 9)

Heat 1: 1, McKoy 7.58; 2, Usov 7.75; 3, Parker 7.77; 4, Kearns 7.78; 5, Carlos Sala ESP 7.78; Róbert Zmélík TCH DNF

Heat 2: 1, Boroi 7.68; 2, Kazanov 7.72; 3, Pohland 7.73; 4, Laurent Ottoz ITA 7.81; 5, Rafal Ciesla POL 7.84; 6, Kunihiro Kaneko JPN 7.89; 7, Nur Herman Majid MAS 8.33

Heat 3: 1, Foster 7.52; 2, Valle 7.58; 3, Wójcik 7.70; 4, Hudec 7.71; 5, Philibert 7.75; 6, Toshihiko Iwasaki JPN 7.94

Heat 4: 1, Pierce 7.62; 2, Tourret 7.66; 3, Walker 7.72; 4, Röttl 7.77; 5, Stefan Mattern GER 7.85; 6, Tim Kroeker CAN 7.93

Semi-finals (First 4 to final) (Mar 9)

Heat 1: 1, Foster 7.44; 2, Valle 7.60; 3, Boroi 7.60; 4, Usov 7.66; 5, T. J. Kearns IRL 7.69; 6, Piotr Wójcik POL 7.73; 7, Dan Philibert FRA 7.77; 8, Andrew Parker JAM 7.84

Heat 2: 1, McKoy 7.49; 2, Kazanov 7.56; 3, Tourret 7.59; 4, Pierce 7.61; 5, Nigel Walker GBR 7.65; 6, Jiří Hudec TCH 7.67; 7, Holger Pohland GER 7.73; 8, Herwig Röttl AUT 7.76

Toronto 1993**Final (Mar 14)**

1,	Mark McKoy	CAN	7.41	0.053
2,	Colin Jackson	GBR	7.43	0.154
3,	Tony Dees	USA	7.43	0.157
4,	Florian Schwarthoff	GER	7.54	-
5,	Igor Kazanov	LAT	7.55	0.133
6,	George Boroi	ROU	7.72	0.167
7,	Emilio Valle	CUB	7.74	0.178
8,	Sergey Usov	BLR	7.90	0.221

Indianapolis 1987**Final (Mar 8)**

1,	Tonie Campbell	USA	7.51
2,	Stéphane Caristan	FRA	7.62
3,	Nigel Walker	GBR	7.66
4,	Colin Jackson	GBR	7.68
5,	Arto Bryggare	FIN	7.68
6,	Javier Moracho	ESP	7.89
	Mark McKoy	CAN	DNF
	Greg Foster	USA	DQ

The quality of this event was evident from Foster's championship record 7.46 in the heats. In the final, the American was drawn to the immediate right of McKoy, who had once shared the world record with Foster.

After a false start by Campbell, McKoy got away the quickest and built up a clear lead. Meanwhile, Foster hit the second and third hurdles, lost balance, and collided with McKoy. In a spectacular fall, both crashed to the ground, entangled with McKoy's fourth hurdle. This left Campbell as a comfortable winner.

Foster was disqualified after the incident and McKoy declared a non-finisher. The Canadian revealed that he and Foster usually bumped each other accidentally when drawn together as they were in the final, because the American has a left leg lead to the Canadian's right.

"Those things happen," said McKoy. "I don't blame Greg at all. It wasn't his fault he lost his balance. The hurdles is a dangerous event. When you clip a hurdle at that speed there's nothing you can do."

Foster said "All I do remember is that I did run into Mark's lane."

First round (First 2 & 2 fastest to final) (Mar 6)

Heat 1: 1, McKoy 7.56; 2, Bryggare 7.66; 3, Walker 7.67; 4, Andrew Parker JAM 7.75; 5, Ulf Söderman SWE 7.84

Heat 2: 1, Foster 7.46; 2, Jackson 7.63; 3, Moracho 7.73; 4, Liviu Giurgian ROU 8.05; 5, Luigi Bertocchi ITA 8.13; 6, Mauricio Carranza ESA 9.01; 7, Hisham Makin Mohamed EGY 10.11

Heat 3: 1, Campbell 7.64; 2, Caristan 7.77; 3, György Bakos HUN 7.84; 4, Donald Wright AUS 7.90; 5, Carlos Sala ESP 7.92; 6, Judex Lefou MRI 8.38

Budapest 1989**Final (Mar 3)**

1,	Roger Kingdom	USA	7.43
2,	Colin Jackson	GBR	7.45
3,	Igor Kazanov	URS	7.59

The biggest controversy of the championships came at the start of the final, when McKoy was not recalled after registering the phenomenal reaction time of 0.053. This was well under the 0.100 period below which the starter is given an audible signal. However, the rules state that the starter "shall be sole judge of any fact connected with the start of the race," and, on this occasion, the starter chose not to penalise the Canadian, who had already committed a false start. Under 2012 rules, he would have been disqualified instantly.

McKoy's start gave him a metre's lead at the first hurdle. Dees and Jackson closed down but the Canadian, who had lowered his personal best to 7.44 in the semis, won in a Commonwealth record of 7.41.

There were no protests about the starter's decision, but McKoy admitted "It looked as if I had a flier. If I hadn't got that questionable start Colin may well have won it."

First round (First 3 & 4 fastest to semi-finals) (Mar 13)

Heat 1: 1, Dees 7.56; 2, Li 7.70; 3, Kováč 7.76; 4, Kearns 7.82; 5, Hudec 7.84; 6, Antti Haapakoski FIN 7.87; 7, Gaute Melby Gundersen NOR 8.07

Heat 2: 1, Jackson 7.49; 2, Boroi 7.74; 3, Röttli 7.83; 4, Arthur Blake USA 7.91; 5, Guntis Peders LAT 7.91; 6, Kai Kyllönen FIN 7.98; 7, Carlos Sala ESP 8.04

Heat 3: 1, McKoy 7.55; 2, Usov 7.71; 3, Koszewski 7.81; 4, Andrade 7.82; 5, Sébastien Thibault FRA 7.91; 6, Andy Tulloch GBR 7.97; 7, Stelios Bisbas GRE 8.00

Heat 4: 1, Schwarthoff 7.65; 2, Valle 7.72; 3, Kazanov 7.73; 4, Kroeker 7.81; 5, Alain Cuyppers BEL 7.86; 6, Aleksandr Markin RUS 7.90; 7, Mauricio Carranza ESA 8.68

Semi-finals (First 3 & 2 fastest to final) (Mar 13)

Heat 1: 1, Jackson 7.58; 2, Schwarthoff 7.61; 3, Kazanov 7.62; 4, Boroi 7.72; 5, Li Tong CHN 7.76; 6, Herwig Röttli AUT 7.82; 7, Jiří Hudec CZE 7.83; 8, Tim Kroeker CAN 7.89

Heat 2: 1, McKoy 7.44; 2, Dees 7.48; 3, Usov 7.65; 4, Valle 7.74; 5, Henry Andrade CPV 7.75; 6, Dietmar Koszewski GER 7.81; 7, Igor Kováč SVK 7.84; 8, T. J. Kearns IRL 7.89

Barcelona 1995

Final (Mar 12)

1,	Allen Johnson	USA	7.39	0.137
2,	Courtney Hawkins	USA	7.41	-
3,	Tony Jarrett	GBR	7.42	0.146
4,	Mark McKoy	AUT	7.46	0.155
5,	Emilio Valle	CUB	7.67	0.137
6,	Antti Haapakoski	FIN	7.70	0.133
7,	Frank Busemann	GER	7.70	0.119
8,	Kyle Vander-Kuyp	AUS	7.73	0.117

In Madrid the previous month, Allen Johnson became the first man in two years to beat world record holder Colin Jackson in a hurdles race. In Jackson's absence, Johnson was the favourite and beat another British rival, Jarrett, to win his semi-final in a time which equalled the championship record.

In the final, defending champion McKoy got his usual good start but Johnson took control from the third hurdle. Despite hammering the fourth, he won with a new championship best.

First round (First 2 & 4 fastest to semi-finals) (Mar 11)

Heat 1: 1, Li Tong 7.66; 2, Pechonkin 7.75; 3, Valle 7.76; 4, Mehlich 7.79; 5, Gaute Gundersen NOR 7.85; 6, Sébastien Thibault FRA 7.86; 7, Johan Lisabeth BEL 7.88

Heat 2: 1, Busemann 7.67; 2, Lanau 7.78; 3, Igor Kazanov LAT 7.80; 4, Jiří Hudec CZE 7.84; 5, Chen Yanhao CHN 7.91; Muhammed Amin PAK & Robert Tupuhoe PYF DNS

Heat 3: 1, Johnson 7.66; 2, Boroi 7.73; 3, Tim Kroeker CAN 7.89; 4, Miguel Soto PUR 7.96; 5, Hakim Mazou CGO 8.07

Heat 4: 1, McKoy 7.67; 2, Kahkonen 7.75; 3, Sven Göhler GER 7.80; 4, Carlos Sala ESP 7.82; 5, Aleksandr Yenko MDA 7.97; 6, Brian Taylor GBR 8.00; 7, Yevgeniy Shorokhov KGZ 8.10

Heat 5: 1, Hawkins 7.62; 2, Batte 7.74; 3, Kováč 7.75; 4, Niklas Eriksson SWE 7.88; 5, Christian Maislinger AUT 7.96; 6, Nur Herman Majid MAS 8.03; William Fong SAM DQ

Heat 6: 1, Jarrett 7.58; 2, Haapakoski 7.65; 3, Vander-Kuyp 7.74; 4, Artur Kohutek POL 7.84; 5, Wagner Marseille HAI 7.92; 6, Jonathan Nsenga BEL 7.93; 7, Mohammed Samy EGY 8.09

Semi-finals (First 4 to final) (Mar 11)

Heat 1: 1, Johnson 7.41; 2, Jarrett 7.46; 3, Busemann 7.63; 4, Vander-Kuyp 7.73; 5, Jyrki Kahkonen FIN 7.73; 6, Erik Batte CUB 7.83; 7, Ronald Mehlich POL 7.84; 8, George Boroi ROU 7.89

Heat 2: 1, McKoy 7.46; 2, Hawkins 7.46; 3, Valle 7.61; 4, Haapakoski 7.65; 5, Li Tong CHN 7.66; 6, Yevgeniy Pechonkin RUS 7.72; 7, Igor Kováč SVK 7.75; 8, Antoni Lanau ESP 7.79

Paris 1997

Final (Mar 9)

1,	Anier García	CUB	7.48	0.139
2,	Colin Jackson	GBR	7.49	0.115
3,	Tony Dees	USA	7.50	0.129
4,	Duane Ross	USA	7.54	0.110
5,	Igor Kováč	SVK	7.59	0.147
(6.)	Jonathan Nsenga	BEL	DQ (r40.1) (7.71)	0.134

Jackson collected his third world indoor silver while Dees became the oldest ever male world indoor medallist, but the day belonged to García. On his 21st birthday he took the gold. The Cuban did not have the best of starts but had the best run-in to win by 0.01 from Jackson, who had been penalised for a false start.

First round (First 2 and 2 fastest to semi-finals) (Mar 8)

Heat 1: 1, Balzer 7.68; 2, Li 7.70; 3, Robert Foster JAM 7.77; 4, Robert Kronberg SWE 7.79; 5, Robin Korving NED 7.80; 6, Igor Kazanov LAT 7.86

Heat 2: 1, Jackson 7.52; 2, Sébastien Thibault FRA 7.72; 3, Krzysztof Mehlich POL 7.87; 4, Mauro Rossi ITA 7.98; (2.) Nsenga DQ (r40.1) (7.61)

Heat 3: 1, García 7.61; 2, Mehlich 7.72; 3, Kyle Vander-Kuyp AUS 7.73; 4, Johan Lisabeth BEL 7.75; 5, Carlos Sala ESP 7.81; 6, Pedro Chiamulera BRA 7.96

Heat 4: 1, Ross 7.57; 2, Kováč 7.68; 3, Lamine 7.71; 4, Andrea Putignani ITA 7.85; 5, Dmitriy Kolesnichenko UKR 7.94; 6, Damien Greaves GBR 7.96

Heat 5: 1, Dees 7.56; 2, Kislykh 7.67; 3, Chen 7.70; 4, Mike Fenner GER 7.71; 5, Antti Haapakoski FIN 7.74; 6, Gaute Gundersen NOR 7.88

Semi-finals (First 3 to final) (Mar 8)

Heat 1: 1, Jackson 7.51; 2, Ross 7.57; 3, Kováč 7.62; 4, Falk Balzer GER 7.68; 5, Li Tong CHN 7.72; 6, Philippe Lamine FRA 7.76

Heat 2: 1, Dees 7.51; 2, García 7.51; 3, Chen Yanhao CHN 7.72; 4, Andrey Kislykh RUS 7.74; 5, Ronald Mehlich POL 7.76; (3.) Nsenga DQ (r40.1) (7.60)

Maebashi 1999

Final (Mar 5)

1,	Colin Jackson	GBR	7.38	0.111
2,	Reggie Torian	USA	7.40	0.139
3,	Falk Balzer	GER	7.44	0.129
4,	Duane Ross	USA	7.50	0.137
5,	Tomasz Ścigaczewski	POL	7.52	0.142
6,	Anier García	CUB	7.59	0.143
7,	Elmar Lichtenegger	AUT	7.69	0.140
8,	Igor Kováč	SVK	7.81	0.139

Fourth once and second three times, Colin Jackson finally won world indoor gold. There were three false starts – by García, Balzer and Jackson himself. Once they were away, Jackson got a great start but was joined by Torian, one lane to his right. The American seemed to be slightly ahead at the final hurdle, which both men hit. Torian held a small lead but Jackson fought back with his usual exaggerated dip. The American had his own version of a dip, twisting to his right and thrusting out his fist, which hit the photo-finish beam in 7.35.

"I thought I won by at least half an arm," said Torian. However, it is the torso which counts, and the film showed that Jackson's crossed the line first. The United States Team officials requested a special viewing of the photograph and were eventually satisfied with the result.

First round (First 2 & 2 fastest to final) (Mar 5)

Heat 1: 1, Ross 7.51; 2, Kováč 7.59; 3, Mike Fenner GER 7.59; 4, Krzysztof Mehlich POL 7.65; 5, Ross Baillie GBR 7.69; 6, Kenichi Sakurai JPN 7.83

Heat 2: 1, Jackson 7.42; 2, Torian 7.43; 3, Emiliano Pizzoli ITA 7.67; 4, Igor Kazanov LAT 7.69; 5, Raphaël Monachon SUI 7.75; 6, Damjan Zlatnar SLO 7.85

Heat 3: 1, Ścigaczewski 7.51; 2, García 7.53; 3, Lichtenegger 7.54; 4, Balzer 7.57; 5, Peter Coghlan IRL 7.66; 6, Baimurad Achirmouradov TKM 8.47; 7, Esteve Martin AND 8.57

Lisbon 2001

Final (Mar 9)

1,	Terrence Trammell	USA	7.51	0.268
2,	Anier García	CUB	7.54	0.212
3,	Shaun Bownes	RSA	7.55	0.187

4,	Robert Kronberg	SWE	7.57	0.203
5,	Yoel Hernández	CUB	7.58	0.186
6,	Elmar Lichtenegger	AUT	7.65	0.179
7,	Dudley Dorival	HAI	7.73	0.188
8,	Stanislav Olijar	LAT	12.77	0.179

The Olympic silver medallist Trammell won, but not as easily as had been expected. He started well and seemed to be heading for a clear victory, only to lose ground to the field at the last two barriers. Olijar in particular was poised to make a serious challenge on the run-in, but fell over the final hurdle. In the confusion, Trammell – who was suffering from food poisoning – wasn't immediately sure he had won.

First Round (First 4 & 4 fastest to semi-finals) (Mar 9)

Heat 1: 1, Olijar 7.63; 2, Dorival 7.68; 3, Hernández 7.70; 4, Wignall 7.73; 5, Hudec 7.79; 6, Putignani 7.80; 7, David Ilariani GEO 8.23; 8, Sergi Raya AND 8.45

Heat 2: 1, Bownes 7.62; 2, Kronberg 7.67; 3, García 7.74; 4, Montesinos 7.75; 5, Videnov 7.75; 6, Wagner Marseille HAI 7.90; 7, José Calixto Sierra HON 10.38; Rui Palma POR DNF

Heat 3: 1, Trammell 7.56; 2, Lichtenegger 7.61; 3, Coghlan 7.73; 4, Pechonkin 7.76; 5, Pizzoli 7.80; 6, Adrian Woodley CAN 7.84; 7, Balázs Kovács HUN 7.86; 8, Baimurad Achirmuradov TKM 8.50

Semi-finals (First 4 to final) (Mar 9)

Heat 1: 1, Olijar 7.55; 2, Hernández 7.59; 3, Dorival 7.64; 4, Bownes 7.65; 5, Hipólito Montesinos ESP 7.71; 6, Emiliano Pizzoli ITA 7.78; 7, Leonard Hudec AUT 7.78; 8, Maurice Wignall JAM 7.81

Heat 2: 1, Kronberg 7.54; 2, Trammell 7.54; 3, García 7.56; 4, Lichtenegger 7.63; 5, Yevgeniy Pechonkin RUS 7.63; 6, Peter Coghlan IRL 7.67; 7, Zhivko Videnov BUL 7.77; 8, Andrea Putignani ITA 7.92

Birmingham 2003

Final (Mar 16)

1,	Allen Johnson	USA	7.47	0.155
2,	Anier García	CUB	7.49	0.150
3,	Liu Xiang	CHN	7.52	0.138
4,	Ladji Doucouré	FRA	7.58	0.163
5,	Colin Jackson	GBR	7.61	0.128
6,	Stanislav Olijar	LAT	7.62	0.147
7,	Robert Kronberg	SWE	7.67	0.140
8,	Shaun Bownes	RSA	7.67	0.116

This event was emotionally charged as it marked the retirement at age 37 of Colin Jackson, the champion in 1999 and world record holder since 1994. Even without the injured Terrence Trammell (7.42 in 2003), this was the toughest event of the championships. The final line-up included the reigning Olympic, World, African, Asian, European and Commonwealth Champions.

Johnson, the winner in 1995, was only fourth in his semi-final and drew lane seven in the final. Obviously he saved his best for the very final race of the weekend, for he went on to win gold. Jackson finished fifth in his final race, but that didn't matter to the crowd who immediately gave the Welshman a standing ovation.

First round (First 3 & 4 fastest to semi-finals) (Mar 15)

Bitzi was advanced to semi-finals after being initially disqualified in the first round, then re-instated after the draw for the semi-finals was made

Heat 1: 1, Olijar 7.50; 2, García 7.56; 3, Bownes 7.73; 4, Tucker 7.76; 5, Lavanne 7.79; 6, Anselmo da Silva BRA 7.87; 7, Andrey Kislykh RUS 7.90; 8, Elton Bitincka ALB 8.62

Heat 2: 1, Jackson 7.56; 2, Doucouré 7.61; 3, Liu 7.63; 4, Allen 7.70; 5, Vivancos 7.79; 6, Marcio de Souza BRA 7.80; 7, Arlindo Pinheiro STP 8.57; David Ilariani GEO DNF

Heat 3: 1, Kronberg 7.68; 2, Lichtenegger 7.68; 3, Sedoc 7.70; 4, Bitzi 7.75; 5, Shi Dongpeng CHN 7.81; 6, Miroslav Novaković YUG 7.94; 7, Ricardo Melbourne JAM 7.94; Terrence Trammell USA DNS

Heat 4: 1, Johnson 7.74; 2, Niemi 7.77; 3, Dorival 7.81; 4, Dwight Thomas JAM 7.81; 5, Marcel van der Westen NED 7.83; 6, Yoel Hernández CUB 7.86; 7, Jonathan Nsenga BEL 8.03

Semi-finals (First 4 to final) (Mar 15)

Heat 1: 1, Jackson 7.55; 2, Kronberg 7.64; 3, Doucouré 7.67; 4, Bownes 7.68; 5, Elmar Lichtenegger AUT 7.70; 6, Gregory Sedoc NED 7.75; 7, Ivan Bitzi SUI 7.80; 8, Sultan Tucker LBR 7.87

Heat 2: 1, García 7.49; 2, Olijar 7.50; 3, Liu 7.54; 4, Johnson 7.57; 5, Charles Allen CAN 7.70; 6, Cedric Lavanne FRA 7.71; 7, Matti Niemi FIN 7.72; 8, Dudley Dorival HAI 7.81; 9, Felipe Vivancos ESP 7.81

Budapest 2004

Final (Mar 6)

1,	Allen Johnson	USA	7.36	0.144
2,	Liu Xiang	CHN	7.43	0.143
3,	Maurice Wignall	JAM	7.48	0.116
4,	Stanislav Olijar	LAT	7.49	0.136
5,	Yuniel Hernández	CUB	7.58	0.144
6,	Robert Kronberg	SWE	7.59	0.149
7,	Yoel Hernández	CUB	7.78	0.133
8,	Dwight Thomas	JAM	7.87	0.143

Defending champion Johnson didn't impress in the preliminaries and only placed third in his semi-final. But hang on, didn't he do the same sort of thing in Birmingham 2003 before winning commandingly in the final? To no-one's surprise Johnson repeated his tactic in Budapest to great effect, taking the gold in an American record-equalling 7.36. Liu did one better than in 2003 for the silver with Wignall pipping Olijar for the bronze. In the first round the US number two Ross fell heavily and broke his wrist, but he was ultimately disqualified in any case for a doping violation.

First round (First 3 & 4 fastest to semi-finals) (Mar 6)

Tucker advanced to semi-finals because he was obstructed by the fall of Duane Ross

Heat 1: 1, Liu 7.63; 2, Hernández 7.64; 3, Bitzi 7.69; 4, Sedoc 7.72; 5, Santos 7.72; 6, Masato Naito JPN 7.77; 7, Sergey Demidyuk UKR 7.78; 8, Robani Mohamed Hassan MAS 8.04

Heat 2: 1, Hernández 7.59; 2, Allen 7.69; 3, Denis 7.70; 4, Giaconi 7.72; 5, Tucker 8.35; 6, Elton Bitincka ALB 8.35; 7, Arlindo Pinheiro STP 8.70; Duane Ross USA DQ (r40.8) (DNF)

Heat 3: 1, Olijar 7.64; 2, Thomas 7.65; 3, Johnson 7.67; 4, Kronberg 7.69; 5, Gergely Palágyi HUN 7.76; 6, Robert Newton GBR 7.80; 7, Marcel van der Westen NED 7.83

Heat 4: 1, Wignall 7.67; 2, Bownes 7.73; 3, Sillah-Freckleton 7.75; 4, Shi Dongpeng CHN 7.75; 5, Marcio de Souza BRA 7.78; 6, Felipe Vivancos ESP 7.79; 7, Igor Peremota RUS 7.83; 8, Muhammed Shah PAK 8.29

Semi-finals (First 2 & 2 fastest to final) (Mar 6)

Heat 1: 1, Liu 7.46; 2, Hernández 7.59; 3, Gregory Sedoc NED 7.66; 4, Shaun Bownes RSA 7.67; 5, Sébastien Denis FRA 7.69; 6, Sultan Tucker LBR 7.77

Heat 2: 1, Hernández 7.59; 2, Thomas 7.59; 3, Kronberg 7.61; 4, Charles Allen CAN 7.71; 5, Mohammed Sillah-Freckleton GBR 7.80

Heat 3: 1, Olijar 7.55; 2, Wignall 7.55; 3, Johnson 7.58; 4, Andrea Giaconi ITA 7.66; 5, Redelén dos Santos BRA 7.74; 6, Ivan Bitzi SUI 7.82

Moscow 2006

Final (Mar 11)

1,	Terrence Trammell	USA	7.43	0.124
2,	Dayron Robles	CUB	7.46	0.131
3,	Dominique Arnold	USA	7.52	0.156
=4,	Maurice Wignall	JAM	7.52	0.133
	Stanislav Olijar	LAT	7.52	0.125
6,	Thomas Blaschek	GER	7.57	0.164
7,	Paulo Villar	COL	7.61	0.186
8,	Yoel Hernández	CUB	7.62	0.134

For the third time in the 21st century the battle for first was between an American and a Cuban. This time, Trammell, the 2001 winner, duelled with 19 year-old Robles who was racing indoors for the first time. The Cuban was the fastest in the heats with 7.55, and was 0.01 slower in the semi-finals. Quickest in that round was Arnold, who edged Robles. Just 0.09 separated the fastest and slowest qualifiers. Robles was just ahead of Trammell at the first hurdle in the final, before Trammell edged in front by the fourth, and was assured of victory when Robles clipped the final hurdle. Arnold won the bronze medal after being left at the start, with third to fifth sharing the same time. Trammell's five-year gap between regaining his title was exceeded in the event only by Allen Johnson (1995/2003).

First round (First 4 & 4 fastest to semi-finals) (Mar 11)

Heat 1: 1, Blaschek 7.65; 2, Lichtenegger 7.71; 3, Talsi 7.77; 4, Bitzi 7.86; 5, Anthony De Sevelinges MON 8.90; Shaddad Hasan Ali Wafi YEM DNS

Heat 2: 1, Wignall 7.58; 2, Villar 7.63; 3, Olijar 7.70; 4, Borisov 7.70; 5, van der Westen 7.77; 6, Jared MacLeod CAN 7.89; 7, Miroslav Novaković SCG 8.05

Heat 3: 1, Robles 7.55; 2, Arnold 7.67; 3, Inocêncio 7.72; 4, Pinnock 7.72; 5, Fenner 7.76; 6, Alexandru Mihailescu ROU 7.86; 7, Abdallah Mohamed COM 8.15
Heat 4: 1, Trammell 7.64; 2, Hernández 7.66; 3, Demidyuk 7.67; 4, Sedoc 7.71; 5, Dorival 7.80; 6, Naito 7.82; 7, Cédric Lavanne FRA 7.85
Heat 5: 1, Peremota 7.66; 2, Shi 7.67; =3, Sajdok & Giacconi 7.81; 5, David Ilariani GEO 7.86; 6, Redelén dos Santos BRA 7.93; 7, Avele Tanielu SAM 8.64
Semi-finals (First 2 & 2 fastest to final) (Mar 11)
Heat 1: 1, Wignall 7.58; 2, Hernández 7.64; 3, Gregory Sedoc NED 7.73; 4, Oli Talsi FIN 7.76; 5, Ivan Bitzi SUI 7.85; 6, Igor Peremota RUS 7.96; 7, Sergey Demidyuk UKR 8.03; Mike Fenner GER DNF
Heat 2: 1, Trammell 7.57; 2, Blaschek 7.58; 3, Shi Dongpeng CHN 7.63; 4, Elmar Lichtenegger AUT 7.71; 5, Stanislav Sajdok CZE 7.74; 6, Marcel van der Westen NED 7.80; 7, Andrea Giacconi ITA 7.81; 8, Dudley Dorival HAI 7.94
Heat 3: 1, Arnold 7.55; 2, Robles 7.56; 3, Olijar 7.57; 4, Villar 7.61; 5, Mateus Inocêncio BRA 7.67; 6, Yevgeniy Borisov RUS 7.74; 7, Chris Pinnock JAM 7.78; 8, Masato Naito JPN 7.82

Valencia 2008

Final (Mar 8)

1,	Liu Xiang	CHN	7.46	0.217
2,	Allen Johnson	USA	7.55	0.176
=3,	Stanislav Olijar	LAT	7.60	0.136
	Yevgeniy Borisov	RUS	7.60	0.232
5,	Thomas Blaschek	GER	7.64	0.198
6,	Allan Scott	GBR	7.65	0.148
7,	Jackson Quiñónez	ESP	7.66	0.217
8,	Yoel Hernández	CUB	7.91	0.249

The second heat saw Olympic Champion Liu, and the man who was to be his successor, Robles, drawn next to each other. Liu began to move before the gun (though his feet did not move on the blocks until 0.105 after the pistol fired), and Robles stood up expecting a recall which did not come. He eventually set off, but it was too late. The fastest in round one, to the delight of the crowd, was Quiñónez with 7.58. Liu and the surprising Scott were quickest in the semi-finals. David Oliver, who had run 7.47 earlier in the season, was knocked off stride in his semi and failed to qualify. Scott led in the final until the third hurdle, at which point Liu took over. The Chinese star won by a metre from Johnson, who one week after his 37th birthday became the oldest ever male world indoor medallist. Liu afterwards said "I feel sorry for Robles. I don't know if I would have been the champion if he had also run."

The medal ceremony had to be staged twice. The first time the Chilean rather than the Chinese national anthem was played and the Lithuanian flag raised in error for the Latvian co-bronze medallist Olijar.

First round (First 4 & 4 fastest to semi-finals) (Mar 8)

Heat 1: 1, Quiñónez 7.58; 2, Blaschek 7.61; 3, Deghelt 7.73; 4, Zlatnar 7.76; 5, da Silva 7.80; 6, Bochenek 7.83
Heat 2: 1, Olijar 7.72; 2, Liu 7.73; 3, Lynsha 7.80; 4, Coco-Viloin 7.85; 5, Decosma Wright JAM 7.85; 6, Shamar Sands BAH 7.97; 7, Dayron Robles CUB 8.53
Heat 3: 1, Svoboda 7.71; 2, Kronberg 7.73; 3, Hernández 7.74; 4, Borisov 7.79; 5, Éder Antonio Souza BRA 7.89; 6, Yuji Ohashi JPN 8.01; 7, Rayzamshah Wan Sofian MAS 8.26
Heat 4: 1, Scott 7.64; 2, Johnson 7.67; 3, Villar 7.68; 4, Shi 7.72; 5, Naito 7.75; 6, Sajdok 7.81
Heat 5: 1, Oliver 7.59; 2, Wignall 7.61; 3, Mathiszik 7.70; 4, Mihailescu 7.88; 5, Igor Peremota RUS 7.93; 6, René Oruman EST 8.00; 7, Toriki Urarii PYF 8.52
Semi-finals (First 2 & 2 fastest to final) (Mar 8)
Heat 1: 1, Scott 7.57; 2, Johnson 7.64; 3, Shi Dongpeng CHN 7.65; 4, Robert Kronberg SWE 7.75; 5, Petr Svoboda CZE 7.81; 6, Masato Naito JPN 7.85; 7, Anselmo da Silva BRA 7.94; 8, Maksim Lynsha BLR 8.03
Heat 2: 1, Blaschek 7.59; 2, Borisov 7.61; 3, Quiñónez 7.63; 4, Adrien Deghelt BEL 7.69; 5, Maurice Wignall JAM 7.70; 6, Paulo Villar COL 7.81; 7, Samuel Coco-Viloin FRA 7.93; 8, Dominik Bochenek POL 7.97
Heat 3: 1, Liu 7.57; 2, Olijar 7.60; 3, Hernández 7.63; 4, David Oliver USA 7.65; 5, Willi Mathiszik GER 7.76; 6, Damjan Zlatnar SLO 7.77; 7, Stanislav Sajdok CZE 7.85; 8, Alexandru Mihailescu ROU 7.96

Doha 2010

Final (Mar 14)

1,	Dayron Robles	CUB	7.34	0.196
2,	Terrence Trammell	USA	7.36	0.149
3,	David Oliver	USA	7.44	0.149

4,	Yevgeniy Borisov	RUS	7.51	0.167
5,	Petr Svoboda	CZE	7.58	0.134
6,	Maurice Wignall	JAM	7.60	0.135
7,	Liu Xiang	CHN	7.65	0.151
8,	Dániel Kiss	HUN	7.81	0.182

The fastest in the heats were Oliver and Trammell while Robles was the slowest heat winner with 7.74 after a somnolent reaction time of 0.316. The Cuban wasn't much quicker at the start (0.222) in his semi-final, but he recovered well to edge Borisov 7.56 to 7.57. Trammell was the fastest semi-finalist with 7.51. Liu Xiang, coming back from ankle surgery, was pleased just to make the final on this occasion.

Robles again had a disappointing start in the final where Trammell led from the gun. The American was still leading at the last hurdle before the Cuban nipped ahead to win in 7.34. Only Colin Jackson's world record of 7.30 and Robles himself (7.33) had ever run faster, and had it not been for a characteristically slow reaction time (0.196), the Cuban might have broken Jackson's record. Trammell claimed his eighth medal at global championship and a tie of the US record.

First round (First 4 & 4 fastest to semi-finals) (Mar 12)

Heat 1: 1, Oliver 7.60; 2, Kiss 7.65; 3, John 7.70; 4, Deghelt 7.77; 5, Forbes 7.86; 6, long Kim Fai MAC 8.67; 7, Inoke Finau TGA 9.06
Heat 2: 1, Trammell 7.60; 2, Sands 7.75; 3, Brothoarts 7.80; 4, Grabušić 7.80; 5, Ahmad Hazer LIB 8.36; Paulo Villar COL DQ (r162.7)
Heat 3: 1, Borisov 7.74; 2, Schwarzer 7.76; 3, Liu 7.79; 4, Nossmy 7.80; 5, Darien 7.86; 6, Martin Mazáč CZE 7.97
Heat 4: 1, Vivancos 7.67; 2, Wignall 7.71; 3, Svoboda 7.75; 4, Shi 7.83; 5, Capetillo 7.85; Ladji Doucouré FRA DNF
Heat 5: 1, Robles 7.74; 2, Cotto 7.78; 3, Bochenek 7.78; 4, Sedoc 7.79; 5, Lynsha 7.80; 6, Aleksey Dremir RUS 8.18; Dharendra Chaudhary NEP DQ (r162.7)
Semi-finals (First 2 & 2 fastest to final) (Mar 14)
Heat 1: 1, Trammell 7.51; 2, Liu 7.68; 3, Dayron Capetillo CUB 7.76; 4, Shamar Sands BAH 7.81; 5, Adrien Deghelt BEL 7.83; 6, Ronald Forbes CAY 7.91; Felipe Vivancos ESP & Alexander John GER DQ (r162.7)
Heat 2: 1, Robles 7.56; 2, Borisov 7.57; 3, Gregory Sedoc NED 7.67; 4, Maksim Lynsha BLR 7.71; 5, Helge Schwarzer GER 7.74; 6, Shi Dongpeng CHN 7.82; 7, Damien Brothoarts BEL 7.86; 8, Héctor Cotto PUR 7.87
Heat 3: 1, Svoboda 7.60; 2, Oliver 7.61; 3, Wignall 7.62; 4, Kiss 7.64; 5, Philip Nossmy SWE 7.69; 6, Jurica Grabušić CRO 7.81; 7, Dominik Bochenek POL 7.91; Garfield Darien FRA DNS

Istanbul 2012

Final (Mar 11)

1,	Aries Merritt	USA	7.44	0.135
2,	Liu Xiang	CHN	7.49	0.167
3,	Pascal Martinot Lagarde	FRA	7.53	0.141
4,	Andy Pozzi	GBR	7.58	0.155
5,	Konstantin Shabanov	RUS	7.60	0.202
6,	Emanuele Abate	ITA	7.63	0.155
7,	Lehann Fourie	RSA	7.69	0.147
8,	Artur Noga	POL	7.74	0.157

Merritt was off quickest in the final, followed by Liu and Martinot Lagarde who were level at the first hurdle. The Frenchman hit that barrier, and was unable to get back on terms with Liu. The Chinese star, in turn, was outgunned the whole way by Merritt, who clocked 7.44. Martinot Lagarde was a clear third ahead of the surprising Pozzi. "My start was marvellous," said the winner

First round (First 3 & 4 fastest to semi-finals) (Mar 10)

Heat 1: 1, Martinot Lagarde 7.66; 2, Fourie 7.67; 3, Shabanov 7.72; 4, Dal Molin 7.78; 5, Konstadinos Douvalidis GRE 7.83; 6, long Kim Fai MAC 8.41; 7, Ali Hazer LIB 8.84; Othman Hadj Lazib ALG DQ (r162.7)
Heat 2: 1, Pozzi 7.61; 2, Liu 7.62; 3, Schwarzer 7.72; 4, Baji 7.81; 5, Dominik Bochenek POL 7.85; 6, Ronald Forbes CAY 7.95; 7, Abdulaziz Al Mandeel KUW 7.98; 8, Jorge McFarlane PER 8.16
Heat 3: 1, Abate 7.71; 2, Lynsha 7.81; 3, Quiñónez 7.83; 4, Yevgeniy Borisov RUS 7.88; 5, Eric Keddo JAM 7.96; 6, Shi Dongpeng CHN 8.15; 7, Alexandros Stavrides CYP 8.17
Heat 4: 1, Merritt 7.66; 2, Phillips 7.71; 3, Noga 7.81; 4, Ortega 7.82; 5, Reynolds 7.82; 6, Gregor Traber GER 7.83; 7, Enrique Llanos PUR 9.65; Mensah Elliott GAM DNF
Semi-finals (First 4 to final) (Mar 11)
Heat 1: 1, Liu 7.53; 2, Pozzi 7.56; 3, Abate 7.62; 4, Shabanov 7.67; 5, Maksim Lynsha BLR 7.74; 6, Balázs Baji HUN 7.76; 7, Ben Reynolds IRL 7.80; 8, Jackson Quiñónez ESP 7.82

Heat 2: 1, Martinot Lagarde 7.60; 2, Merritt 7.65; 3, Fourie 7.65; 4, Noga 7.68; 5, Orlando Ortega CUB 7.71; 6, Helge Schwarzer GER 7.75; 7, Paolo Dal Molin ITA 7.92; Richard Phillips JAM DNS

60 METRES HURDLES

Multiple Medallists:

4	Colin Jackson	GBR	89-2, 93-2, 97-2, 99-1
	Allen Johnson	USA	95-1, 03-1, 04-1, 08-2
	Liu Xiang	CHN	03-3, 04-2, 08-1, 12-2
3	Anier García	CUB	97-1, 01-2, 03-2
	Terrence Trammell	USA	01-1, 06-1, 10-2
2	Stéphane Caristan	FRA	85-1, 87-2
	Igor Kazanov	URS	89-3, 91-2
	Mark McKoy	CAN	91-3, 93-1
	Tony Dees	USA	93-3, 97-3
	Dayron Robles	CUB	06-2, 10-1

Most Finals:

6	Jackson		87-4, 89-2, 93-2, 97-2, 99-1, 03-5
---	---------	--	------------------------------------

Most Appearances:

7	Carlos Sala	ESP	85-4s2, 87-5h3, 89-4s2, 91-5h1, 93-7h2, 95-4h4, 97-5h3
---	-------------	-----	--

National Placings:

	1	2	3	4	5	6	7	8	Points
USA	9	4	4	3	-	1	-	1	143
CUB	2	3	-	1	4	1	2	2	67
GBR	1	3	3	2	1	1	-	-	64
CHN	1	2	1	-	-	-	1	-	30
FRA	1	1	1	1	-	1	-	-	29
GER	-	-	1	2	1	1	1	-	25
LAT	-	-	1=	1+1=	1	1	-	1	23
URS	-	1	1	-	2	-	-	-	21
RUS	-	-	1=	1	1	-	-	-	14.5
JAM	-	-	1	1=	-	1	-	1	14.5
CAN	1	-	1	-	-	-	-	-	14
ESP	-	1	-	-	-	1	1	-	12
AUT	-	-	-	1	-	1	1	-	10
SWE	-	-	-	1	-	1	1	-	10
RSA	-	-	1	-	-	-	1	1	9
FIN	-	-	-	-	1	1	-	-	7
POL	-	-	-	-	1	-	-	1	5
SVK	-	-	-	-	1	-	-	1	5
ROU	-	-	-	-	-	1	1	-	5
CZE	-	-	-	-	1	-	-	-	4
DOM	-	-	-	-	-	1	-	-	3
ITA	-	-	-	-	-	1	-	-	3
COL	-	-	-	-	-	-	1	-	2
HAI	-	-	-	-	-	-	1	-	2
AUS	-	-	-	-	-	-	-	1	1
BLR	-	-	-	-	-	-	-	1	1
HUN	-	-	-	-	-	-	-	1	1
Totals	15	15	14+2=	13+2=	14	14	11	11	525

High Jump

Paris 1985

Straight Final (Jan 18: Non-championship)

1,	Patrik Sjöberg	SWE	2.32
2,	Javier Sotomayor	CUB	2.30
3,	Othmane Belfaa	ALG	2.27
4,	Valeriy Sereda	URS	2.24
5,	Carlo Thränhardt	FRG	2.24
6,	Ján Zvara	TCH	2.21
7,	Krzysztof Krawczyk	POL	2.21
8,	Gerd Nagel	FRG	2.21

9, Alain Metellus CAN 2.21; 10, Luca Toso ITA 2.21; 11, Cai Shu CHN 2.18; 12, Takao Sakamoto JPN 2.18; 13, Paulo Borghi ITA 2.15; =14, Atsuh Inaoka JPN & Dimitrios Kattis GRE 2.10; 16, Abdullah Al-Shieb QAT 2.05; 17, Michael Minoudis GRE 2.05; 18, Nalluswamy Annavi IND 2.05; 19, Ezequiel Ortiz PUR 2.05; 20, Mohamed Aghlal MAR 2.00; Tarek Saad Al-Farhan KUW NH

The clash between Sjöberg (20) and Sotomayor (17) produced an enthralling contest which was not resolved until the early hours of January 19. Both jumpers had perfect records up to and including 2.30, with the Swede taking only three jumps to the Cuban's six. At 2.32, only Sjöberg was successful, on his third attempt. He went on to try for a world indoor best of 2.38.

Indianapolis 1987

Final (Mar 7)

1,	Igor Paklin	URS	2.38
2,	Gennadiy Avdyeenko	URS	2.38
3,	Ján Zvara	TCH	2.34
4,	Javier Sotomayor	CUB	2.32
=5,	Roland Dalhäuser	SUI	2.32
	Sorin Matei	ROU	2.32
7,	Milt Ottey	CAN	2.28
=8,	Dalton Grant	GBR	2.28
	Zhu Jianhua	CHN	2.28

=10, Jim Howard USA & James Lott USA 2.24; Patrik Sjöberg SWE & Carlo Thränhardt FRG NH

Two men who had set world records in the winter of 1987 were sensationally eliminated with no mark. Sjöberg failed three times at 2.32 and Thränhardt had one failure each at 2.32, 2.34 and 2.36.

Apart from Thränhardt, five men attempted 2.36. Only Avdyeenko and Paklin were successful, and each had a perfect record which was maintained at 2.38. Having failed twice at 2.36, Zvara – already guaranteed the bronze – tried to overtake the Soviets by taking his last attempt at 2.40. He failed, as did the two leaders with all three tries. Paklin and Avdyeenko were then obliged, reluctantly, to contest a jump-off for the gold. Both failed at 2.38. At 2.36, the tie was finally broken by the success of the world outdoor record holder Paklin.

Qualifying round (2.27 or top 12 to final) (Mar 6)

Qualifiers: Matei, Avdyeenko, Thränhardt, Sjöberg, Ottey, Howard, Sotomayor, Paklin, Zvara, Dalhäuser, Lott, Zhu & Grant 2.24

Non-qualifiers: Eugene Popescu ROU, Andre Schneider-Laub FRG & Takao Sakamoto JPN 2.20; Judex Lefou MRI NH

Budapest 1989

Final (Mar 4)

1,	Javier Sotomayor	CUB	2.43 ^{WR}
2,	Dietmar Mögenburg	FRG	2.35
3,	Patrik Sjöberg	SWE	2.35
4,	Dalton Grant	GBR	2.35
5,	Carlo Thränhardt	FRG	2.33
6,	Krzysztof Krawczyk	POL	2.28
7,	Jake Jacoby	USA	2.28
8,	Róbert Ruffíni	TCH	2.28

=9, Sergey Dymchenko URS & Panayiotis Kontaxakis GRE 2.28; 11, Georgi Dakov BUL 2.25; 12, Jean-Charles Gicquel FRA 2.25; 13, Troy Kemp BAH 2.25; 14, Nick Saunders BER 2.20

A six-hour contest of the highest class in which Dalton Grant's Commonwealth record of 2.35 was insufficient for a medal. Mögenburg and Sjöberg also cleared that height and were ahead of the Briton on countback. None of those three made it at 2.37 whereas world outdoor record holder Sotomayor did, equalling his indoor best.

Mögenburg took his last attempt at 2.39 but failed, leaving Sotomayor to clear a world indoor record 2.43, the same height as the world record outdoors.

Qualifying round (2.23 or top 12 to final) (Mar 3)

Qualifiers: Kontaxakis, Sjöberg, Ruffíni, Gicquel, Sotomayor, Mögenburg, Dakov, Krawczyk, Grant, Thränhardt, Kemp, Jacoby, Dymchenko, & Saunders 2.10

Non-qualifier: Thomas McCants USA NH

Seville 1991

Final (Mar 10)

1,	Hollis Conway	USA	2.40
2,	Artur Partyka	POL	2.37
=3,	Javier Sotomayor	CUB	2.31
	Aleksey Yemelin	URS	2.31
5,	Stevan Zorić	YUG	2.31

=6, Charles Austin	USA	2.31
Sorin Matei	ROU	2.31
8, Tim Forsyth	AUS	2.28

9, Arturo Ortiz ESP 2.28; 10, Marino Drake CUB 2.28; 11, Georgi Dakov BUL & Dragutin Topić YUG 2.24; 13, Patrik Sjöberg SWE 2.24; 14, Troy Kemp BAH 2.20; 15, Ian Garrett AUS 2.20

Conway not only won the title but, at 1.83, became the shortest ever man to leap 2.40. Of the seven men in at 2.34, five of these, including defending champion Sotomayor, failed. This left Conway and Partyka to contest the gold. Both went over 2.37, but whereas the Pole brushed the bar heavily, the American had a little to spare. Only Conway went higher, making 2.40 on his second try.

The American went on to take three attempts at 2.44, the last of which closed the second world indoor championships.

Qualifying round (2.27 or top 12 to final) (Mar 9)

Qualifiers: Conway, Drake, Forsyth, Matei, Ortiz, Partyka, Sotomayor, Yemelin, Zorić, Dakov, Topić, Kemp, Sjöberg, Austin & Garrett 2.24

Non-qualifiers: Gustavo Becker ESP & Takahisa Yoshida JPN 2.20; Geoff Parsons GBR & Steve Smith GBR 2.15; Sergey Dymchenko URS 2.10

Toronto 1993

Final (Mar 14)

1, Javier Sotomayor	CUB	2.41
2, Patrik Sjöberg	SWE	2.39
3, Steve Smith	GBR	2.37
=4, Dalton Grant	GBR	2.34
Troy Kemp	BAH	2.34
6, Yuriy Sergiyenko	UKR	2.31
7, Hendrik Beyer	GER	2.31
8, Hollis Conway	USA	2.24

=9, Charles Austin USA, Steinar Hoen NOR & Sorin Matei ROU 2.24; 12, Arturo Ortiz ESP 2.24

Just as in the World Indoor Games eight years earlier, Sotomayor and Sjöberg duelled for the gold and silver. Those two plus the two Britons, Smith and Grant, went for 2.39. All failed their first attempt. The Swede succeeded on his second try. Grant had two more failures at 2.39 to finish equal fourth. Sotomayor and Smith opted for 2.41. The Briton went out but the Cuban made it with his last try. It was enough to win as Sjöberg failed at the same height. "It was the best competition ever," said the Swede. "I was proud to be part of it."

Qualifying round (2.27 or top 12 to final) (Mar 13)

Group A qualifiers: Grant & Hoen 2.27

Non-qualifiers: Juha Isolehto FIN & Alex Zaliauskas CAN 2.24; Gustavo Becquer ESP, Roberto Ferrari ITA & Lee Jin-Taek KOR 2.20; Lou Cwee-Peng MAS & Takahiro Kimino JPN 2.15

Group B qualifiers: Matei & Sergiyenko 2.27; Austin, Beyer, Conway, Kemp, Ortiz, Sjöberg, Smith, Sotomayor 2.24

Non-qualifiers: Marino Drake CUB & Rolandas Verkys LTU 2.20

Barcelona 1995

Final (Mar 12)

1, Javier Sotomayor	CUB	2.38
2, Lámbros Papakóstas	GRE	2.35
3, Tony Barton	USA	2.32
4, Steinar Hoen	NOR	2.32
5, Ralf Sonn	GER	2.28
6, Stevan Zorić	YUG	2.28
7, Steve Smith	USA	2.28
=8, Dalton Grant	GBR	2.28
Ettore Ceresoli	ITA	2.28

=10, Håkon Särnblom NOR & Gilmar Mayo COL 2.24; 12, Toni Riepl GER 2.24; 13, Dimitrios Kokótis GRE 2.20

Sotomayor needed only four jumps – first-time clearances at 2.24, 2.32, 2.35 and 2.38 – to secure his third world title. He went on to attempt a world record of 2.44 and closed the championships by coming very near on his last try. Papakóstas also excelled. Having won the

silver at 2.35 and failed once at 2.38, he made two respectable attempts at 2.41. His was Greece's first world indoor medal.

Qualifying round (2.26 or top 12 to final) (Mar 11)

Group A qualifiers: Mayo, Zorić & Smith USA 2.26; Ceresoli 2.24; Kokótis 2.20

Non-qualifiers: Gustavo Becker ESP 2.20; Ivan Penavic CRO & Hugo Muñoz PER 2.10; Antonio Pazzaglia SMR 2.00; Rubert Charles DMA NM

Group B qualifiers: Grant & Riepl 2.24; Sotomayor, Papakóstas, Sonn, Hoen, Särnblom, Barton USA 2.20

Non-qualifiers: Brendan Reilly GBR & Cristian Popescu ROU 2.20; Oleg Zhukovskiy BLR 2.15

Paris 1997

Final (Mar 9)

1, Charles Austin	USA	2.35
2, Lámbros Papakóstas	GRE	2.32
3, Dragutin Topić	YUG	2.32
4, Charles LeFrançois	CAN	2.29
5, Wolfgang Kreissig	GER	2.29
=6, Steve Smith	GBR	2.25
Jarosław Kotewicz	POL	2.25
=8, Stefan Holm	SWE	2.25
Steinar Hoen	NOR	2.25

10, Dalton Grant GBR 2.25; 11, Arturo Ortiz ESP 2.25; 12, Didier Détchenique FRA 2.20

Austin added the world indoor title to his Olympic crown with a third-time clearance at 2.35. Papakóstas repeated his silver medal from Barcelona.

The qualifying round had been marred by a nasty-looking fall by the Lebanese entrant, Jean-Claude Rabbath, who landed in a gap between the bed and the uprights. After a worrying delay, Rabbath was declared okay.

Qualifying round (2.29 or top 12 to final) (Mar 8)

Group A qualifiers: Austin, Hoen & Smith 2.29; Kreissig, Détchenique & Ortiz 2.27

Non-qualifiers: Konstantinos Liápis GRE 2.27; Sergey Klyugin RUS 2.24; Kwaku Boateng CAN, Ian Thompson BAH, Konstantin Matusevich ISR, Jan Janku CZE, Vyacheslav Tyrtshnik UKR & Mark Mandy IRL 2.20; Marko Turban EST 2.15; Lee Jin-Taek KOR 2.10

Group B qualifiers: Holm, LeFrançois, Grant, Papakóstas, Kotewicz & Topić 2.27

Non-qualifiers: Brian Brown USA, Tim Forsyth AUS, Svatoslav Ton CZE 2.24; Itai Margalit ISR 2.20; István Kovács HUN, Gustavo Becker ESP & Shigeki Toyoshima JPN 2.15; Hervé Ndi Ndi FRA & Elvir Krehmić BIH 2.10; Christian Rhoden GER & Jean-Claude Rabbath LIB NH

Maebashi 1999

Straight Final (Mar 7)

1, Javier Sotomayor	CUB	2.36
2, Vyacheslav Voronin	RUS	2.36
3, Charles Austin	USA	2.33
4, Martin Buss	GER	2.30
5, Staffan Strand	SWE	2.25
=6, Andrey Sokolovskiy	UKR	2.25
Tomás Janku	CZE	2.25
Stefan Holm	SWE	2.25

9, Elvir Krehmić BIH 2.25; Shigeki Toyoshima JPN & Steve Smith GBR NH

Sotomayor showed that he was still the world's number one 10 years after his first world indoor title. He was one of four men successful the first time at 2.30. At 2.33 the Cuban again cleared the first time to maintain his perfect record. Defending champion Austin made it on his second while new Russian star Voronin succeeded with his third try. At 2.36 both Voronin and Sotomayor went clear on their first try, the Cuban with a better clearance. Austin failed once, passed, then failed twice at 2.38, knocking down both the crossbar and an upright. Voronin, behind Sotomayor on countback, also went out at 2.38. The Cuban passed 2.38 before making one attempt at 2.40.

Like all the Maebashi field events, this was a straight final. The IAAF wished to cut qualifying rounds in order to shorten the overall programme of events, so field event qualifying standards had been set correspondingly high.

Lisbon 2001

Straight Final (Mar 11)

1,	Stefan Holm	SWE	2.32	
2,	Andrey Sokolovskiy	UKR	2.29	
3,	Staffan Strand	SWE	2.29	
4,	Nathan Leeper	USA	2.29	
=5,	Javier Sotomayor	CUB	2.25	
	Martin Buss	GER	2.25	
7,	Yaroslav Rybakov	RUS	2.25	
8,	Sergey Dymchenko	UKR	2.25	
9,	Vyacheslav Voronin	RUS	2.25	
10,	Andrey Chubsa	BLR	2.20	
11,	Charles Austin	USA	2.20	
=12,	Kwaku Boateng	CAN & Mark Boswell	CAN	2.20
	Konstantin Matusevich	ISR	NH	

Sotomayor cleared only one height, 2.25, and so failed in his bid for a seventh medal in his eighth appearance. Four men cleared 2.29 but only one could go higher. Holm, just 1.81 tall, cleared 2.32 the second time to claim his first major championship medal. Following on from Kajsa Bergqvist's win the previous day, Sweden therefore won both high jump titles in Lisbon.

Birmingham 2003

Final (Mar 15)

1,	Stefan Holm	SWE	2.35
2,	Yaroslav Rybakov	RUS	2.33
3,	Gennadiy Moroz	BLR	2.30
4,	Dragutin Topić	YUG	2.30
5,	Mark Boswell	CAN	2.25
6,	Tomás Jankú	CZE	2.25
7,	Staffan Strand	SWE	2.25
8,	Andrey Sokolovskiy	UKR	2.25
9,	Jaroslav Bába	CZE	2.25
10,	Charles Austin	USA	2.20

Nine men were in at 2.30, and of these just Holm made it first time. At 2.33 only the Swede and European outdoor Champion Rybakov went clear. Jumping first of the two at 2.35, Holm went over on his second try. The Russian, at 1.98 some 17cm taller than the Swede, failed twice before a last-ditch attempt at 2.37. He failed, so Holm retained his title and went on to try for 2.40.

Qualifying round (2.29 or top 8 to final) (Mar 14)

Group A qualifiers: Moroz 2.29; Jankú & Andrea Bettinelli ITA 2.25
Non-qualifiers: Dalton Grant GBR, Mikhail Tsvetkov RUS & Tora Harris USA 2.20; Germaine Mason JAM NH; Ștefan Vasilache ROU DQ (149) (2.20)
Group B qualifiers: Topić 2.27; Boswell, Bába, Rybakov, Holm, Strand, Sokolovskiy & Austin 2.25 (all qualified)

Budapest 2004

Final (Mar 6)

1,	Stefan Holm	SWE	2.35
2,	Yaroslav Rybakov	RUS	2.32
=3,	Jaroslav Bába	CZE	2.25
	Germaine Mason	JAM	2.25
	Ștefan Vasilache	ROU	2.25
6,	Gennadiy Moroz	BLR	2.25
7,	Andrey Sokolovskiy	UKR	2.25
8,	Adrian O'Dwyer	IRL	2.25
9,	Jamie Nieto	USA	2.20

Nine men leapt 2.27 to qualify, but only two of those were to scale 2.29 in the final meaning that positions 3-8 were filled with performances of 2.25, with three men sharing the bronze at that height. One of them, Mason, may well have gone higher but injured himself on his second attempt and needed to be taken to hospital.

The gold was again contested between Holm and Rybakov. The taller Russian fell behind because he needed three goes at 2.29 while Holm went over the first time. At 2.32 both went clear straight away. At 2.35 first the Russian failed again, then Holm maintained his perfect record to win a third title in succession.

Qualifying round (2.30 or top 8 to final) (Mar 5)

Qualifiers: Mason, Vasilache, Rybakov, Holm, Moroz, Bába, Nieto 2.27; Sokolovskiy 2.27; O'Dwyer 2.27
Non-qualifiers: Oskari Frösén FIN, László Boros HUN, Sergey Klyugin RUS, Rozle Prezelj SLO, Tora Harris USA & Andrea Bettinelli ITA 2.24; Tomás Jankú CZE & Joan Charmant FRA 2.20

Moscow 2006

Final (Mar 11)

1,	Yaroslav Rybakov	RUS	2.37
2,	Andrey Tereshin	RUS	2.35
3,	Linus Thörnblad	SWE	2.33
4,	Víctor Moya	CUB	2.30
5,	Stefan Holm	SWE	2.30
6,	Andriy Sokolovskiy	UKR	2.26
7,	Giulio Ciotti	ITA	2.26
8,	Robert Wolski	POL	2.22

The qualifying height was 2.30, though 2.24 was all that was necessary for the eight-man final after only six men could clear 2.27. Of the five men to clear 2.30 in the final, only three-time winner Holm lacked a perfect record, and both Holm and Moya took one jump at 2.33 and two at 2.35, after both Rybakov and Thörnblad cleared 2.33 first time. Rybakov then sailed over 2.35 on his first jump, with only Tereshin on his final attempt able to match him. The silver medallist from the previous two championships then made a soaring clearance at 2.37 on his second try, before three failures at 2.41.

Qualifying round (2.30 or top 8 to final) (Mar 10)

Qualifiers: Rybakov, Sokolovskiy, Holm, Tereshin, Moya & Thörnblad 2.27; Ciotti & Wolski 2.24
Non-Qualifiers: Ramsay Carelse RSA, Tora Harris USA, Nicola Ciotti ITA, Wojciech Theiner POL, Tomás Jankú CZE & Mustapha Raïfak FRA 2.24; Svatoslav Ton CZE 2.20; Adam Shunk USA & Roman Fricke GER 2.15

Valencia 2008

Final (Mar 8)

1,	Stefan Holm	SWE	2.36
2,	Yaroslav Rybakov	RUS	2.34
=3,	Kyriakos Ioannou	CYP	2.30
	Andra Manson	USA	2.30
5,	Víctor Moya	CUB	2.27
=6,	Jesse Williams	USA	2.27
	Dragutin Topić	SRB	2.27
8,	Michael Mason	CAN	2.27
9,	Jaroslav Bába	CZE	2.23

Half of the previous 12 medals available in the championships since 2001 had fallen to Rybakov and Holm. The two men were the only remaining jumpers after 2.32 had been breached. Rybakov was leading by dint of Holm's two failures at 2.30. Both men had a failure at 2.34, and Rybakov, jumping first, then cleared easily on his second attempt. Holm passed to 2.36 and took the lead with a first-time clearance. Rybakov, who had jumped 2.38 at the Russian championships, then had two unsuccessful cracks at that height. Holm ended his fourth championship win with two failures at 2.41. This was Holm's 46th win against Rybakov in a series which would end 49-25 in the Swede's favour by the time he retired at the end of 2008.

Qualifying round (2.30 or top 8 to final) (Mar 7)

Qualifiers: Holm, Manson, Moya, Ioannou, Rybakov, Williams, Bába, Topić & Mason 2.27
Non-qualifiers: Dmytro Demyanyuk UKR, Andrey Tereshin RUS, Samson Oni GBR 2.24; Sergey Zasimovich KAZ & Javier Bermejo ESP 2.20; Gerardo Martínez MEX, Filippo Campioli ITA & Naoyuki Daigo JPN 2.15

Doha 2010

Final (Mar 14)

1,	Ivan Ukhov	RUS	2.36
2,	Yaroslav Rybakov	RUS	2.31

3,	Dusty Jonas	USA	2.31
4,	Kyriakos Ioannou	CYP	2.28
5,	Jesse Williams	USA	2.28
6,	Kabelo Kgosiemang	BOT	2.28
7,	Samson Oni	GBR	2.24
8,	Martin Günther	GER	2.24

Ukhov came into the competition as the world leader with 2.38. He duly won after being immaculate to 2.36, having just one failure (at 2.28) and five clearances, before taking a couple of cracks at 2.41. Behind him Rybakov won his fifth medal in the championships (his tenth global championship medal indoors and out), edging Jonas as both cleared 2.31. The low overall standard in the event was demonstrated by the fact that only once had such a low height managed to win silver in the previous 25 years.

Qualifying round (2.31 or top 8 to final) (Mar 12)

Qualifiers: Ukhov & Rybakov 2.29; Oni, Williams, Günther, Kgosiemang, Ioannou & Jonas 2.26

Non-qualifiers: Tom Parsons GBR & Yuriy Krymareenko UKR 2.26; Trevor Barry BAH, Jaroslav Bába CZE, Osku Torro FIN & Mutaz Essa Barshim QAT 2.23; Donald Thomas BAH 2.18; Zhang Shufeng CHN, Sergey Zasmovich KAZ & Dmytro Demyanyuk UKR NH

Istanbul 2012

Final (Mar 11)

1,	Dimitrios Hondrokoúkis	GRE	2.33
2,	Andrey Silnov	RUS	2.33
3,	Ivan Ukhov	RUS	2.31
=4,	Zhang Guowei	CHN	2.31
	Konstadínos Banióitis	GRE	2.31
=6,	Robbie Grabarz	GBR	2.31
	Jesse Williams	USA	2.31
8,	Trevor Barry	BAH	2.31
=9,	Raúl Spank GER & Mutaz Essa Barshim QAT		2.28

The winner was expected to be one of the four men who had jumped 2.34 or better earlier in the winter – Barshim, Silnov, Ukhov or Grabarz. Barshim was the first to fall, ending up equal ninth with 2.28. Eight men jumped higher, with Ukhov the only to clear 2.31 at the first attempt. At 2.33 Hondrokoúkis, who had already set a personal best at 2.31, then made 2.33 first time. Only Olympic Champion Silnov could negotiate 2.33, so the Greek won on countback. The disappointing postscript to the event is that Hondrokoúkis failed a doping test the following July, and was subsequently suspended for two years.

Qualifying round (2.32 or top 8 to final) (Mar 10)

Qualifiers: Spank, Hondrokoúkis, Barshim, Zhang, Barry, Grabarz, Williams, Ukhov, Silnov & Banióitis 2.29

Non-qualifiers: Viktor Ninov BUL & Majed El Dein Ghazal SYR 2.26; Jaroslav Bába CZE, Samson Oni GBR, Donald Thomas BAH, Silvano Chesani ITA, Mihai Donișan ROU, Andriy Protsenko UKR & Diego Ferrín ECU 2.22

HIGH JUMP

Multiple Medallists:

6	Javier Sotomayor	CUB	85-2, 89-1, 91-3=, 93-1, 95-1, 99-1
5	Yaroslav Rybakov	RUS	03-2, 04-2, 06-1, 08-2, 10-2
4	Stefan Holm	SWE	01-1, 03-1, 04-1, 08-1
3	Patrik Sjöberg	SWE	85-1, 89-3, 93-2
2	Lámbros Papakóstas	GRE	95-2, 97-2
	Charles Austin	USA	97-1, 99-3
	Ivan Ukhov	RUS	10-1, 12-3

Most Finals / Appearances:

8	Sotomayor	85-2, 87-4, 89-1, 91-3=, 93-1, 95-1, 99-1, 01-5=
---	-----------	--

National Placings:

	1	2	3	4	5	6	7	8	Points
SWE	5	1	3	-	2	1=	1	1=	77.5
RUS	2	7	1	-	-	-	1	-	73
CUB	4	1	1=	2	1+1=	-	-	-	62
USA	2	-	3+1=	1	1	3=	2	1	61
GER	-	1	-	1	4+1=	-	1	2	35.

Men's High Jump, continued

National Placings:

	1	2	3	4	5	6	7	8	Points
GRE	1	2	-	1=	-	-	-	-	26.5
URS	1	1	1=	1	-	-	-	-	25.5
GBR	-	-	1	1+1=	-	2=	1	1+1=	24
UKR	-	1	-	-	-	2+1=	1	2	19
YUG	-	-	1	1	1	1	-	-	18
POL	-	1	-	-	-	1+1=	1	1	15.5
CAN	-	-	-	1	1	-	1	1	12
CYP	-	-	1=	1	-	-	-	-	10.5
ROU	-	-	-	1=	1=	1=	-	-	10.5
TCH	-	-	1	-	-	1	-	1	10
CZE	-	-	-	1=	-	1+1=	-	-	9.5
BLR	-	-	1	-	-	1	-	-	9
ALG	-	-	1	-	-	-	-	-	6
JAM	-	-	1	-	-	-	-	-	6
BAH	-	-	-	1=	-	-	-	1	5.5
NOR	-	-	-	1	-	-	-	1=	5.5
CHN	-	-	-	1=	-	-	-	1=	5
SUI	-	-	-	-	1=	-	-	-	3.5
BOT	-	-	-	-	-	1	-	-	3
SRB	-	-	-	-	-	1=	-	-	2.5
ITA	-	-	-	-	-	-	1	-	2
AUS	-	-	-	-	-	-	-	1	1
IRL	-	-	-	-	-	-	-	1	1
Totals	15	15	13+4=	10+6=	10+4=	8+11=	10	12+4=	540

Pole Vault

Paris 1985

Straight Final (Jan 19: Non-championship)

1,	Sergey Bubka	URS	5.75
2,	Thierry Vigneron	FRA	5.70
3,	Vasiliy Bubka	URS	5.60
=4,	Marian Kolasa	POL	5.50
	Patrick Abada	FRA	5.50
6,	Alberto Ruiz	ESP	5.50
7,	Mariusz Klimczyk	POL	5.50
=8,	Kimmo Pallonen	FIN	5.40
	Joe Dial	USA	5.40

10, František Jansa TCH 5.20; 11, Timmo Kuusisto FIN 5.20; 12, Chen Guomin CHN 5.20; =13, Zdenek Lubensky TCH & Keith Stock GBR 5.00; =15, Hermann Fehringer AUT & Daniel Aebicher SUI 5.00; Stanimir Penchev BUL NH

Five hours into the contest, Vigneron delighted the crowd with a first-time success at 5.70. Both Vasiliy and Sergey Bubka – recovering from a cold – had failed once at this height.

The Bubkas chose to take their remaining tries at 5.75. Sergey – world outdoor record holder at 5.91 – had a fine clearance while his older brother Vasiliy went out. This was enough to win because the competition, and the Games, ended after midnight with three failures by Vigneron at 5.80 then Bubka at 5.86.

Indianapolis 1987

Straight Final (Mar 8)

1,	Sergey Bubka	URS	5.85
2,	Earl Bell	USA	5.80
3,	Thierry Vigneron	FRA	5.80
4,	Ferenc Salbert	FRA	5.80
5,	Marian Kolasa	POL	5.75
6,	Atanas Tarev	BUL	5.70
7,	Nikolay Nikolov	BUL	5.60
8,	Doug Lytle	USA	5.60

9, Rodion Gataullin URS 5.60; 10, Gianni Stecchi ITA 5.50; 11, Javier García ESP 5.40; 12, Liang Xueren CHN 5.40; =13, Herman Fehringer AUT & Asko Peltoniemi FIN 5.30; Antonio Montepeque GUA NH

Bubka opened successfully at 5.65. At that time, seven other vaulters were still in contention. The world outdoor champion passed at 5.70, 5.75 and 5.80, a height cleared by three men – Bell, Vigneron and Salbert. Bubka came in again at 5.85, and a second-time clearance put him into the lead. He stayed there as his three rivals all failed at various efforts at 5.85 or 5.90.

Budapest 1989**Final (Mar 4)**

1,	Rodion Gataullin	URS	5.85
2,	Grigoriy Yegorov	URS	5.80
3,	Joe Dial	USA	5.70
4,	Mirosław Chmara	POL	5.60
5,	Bernhard Zintl	FRG	5.60
6,	István Bagyula	HUN	5.50
7,	Alberto Ruiz	ESP	5.50
8,	Javier García	ESP	5.50

9, Asko Peltoniemi FIN 5.40; 10, Peter Widén SWE 5.40; 11, Atanas Tarev BUL 5.40; 12, Delko Lesev BUL 5.30; Billy Olson USA & Hermann Fehringer AUT NH

The three medallists emerged at 5.70, the height at which Gataullin entered the competition. Dial only made it on his third attempt, when the two Soviets went clear the first time. The American went out at 5.75. Gataullin passed while Yegorov cleared 5.80, then regained the lead by clearing 5.85. Yegorov failed twice at that height and once at 5.90, leaving his compatriot to bid for a world record of 6.04.

Qualifying round (5.45 or top 12 to final) (Mar 3)

Qualifiers: Gataullin, Olson, Dial & Yegorov 5.45; García & Ruiz 5.40; Peltoniemi, Lesev, Zintl, Tarev, Widén, Bagyula, Fehringer & Chmara 5.30
Non-qualifiers: Harri Palola FIN & Doug Wood CAN NH

Seville 1991**Final (Mar 9)**

1,	Sergey Bubka	URS	6.00
2,	Viktor Ryzhenkov	URS	5.80
3,	Ferenc Salbert	FRA	5.70
4,	Kory Tarpenning	USA	5.70
5,	Hermann Fehringer	AUT	5.70
6,	Peter Widén	SWE	5.60
7,	Javier García	ESP	5.60
8,	Bernhard Zintl	GER	5.50

9, Scott Huffman USA 5.50; =10, Mirosław Chmara POL & Delko Lesev BUL 5.50; 12, Jean Galfione FRA 5.40; 13, Asko Peltoniemi FIN 5.40; Kim Chul-Kyun KOR NH

Bubka became the first man to win three world indoor titles with brilliant clearances at both 5.70 and 5.86. Virtually all the 4000-strong crowd waited as the Ukrainian went higher after all the evening's other events had finished. He made 6.00 on his second try, the first ever six-metre vault in an international championship. He missed three times at 6.10.

Toronto 1993**Final (Mar 13)**

1,	Rodion Gataullin	RUS	5.90
2,	Grigoriy Yegorov	KAZ	5.80
3,	Jean Galfione	FRA	5.80
4,	Igor Trandekov	RUS	5.80
5,	Jani Lehtonen	FIN	5.65
6,	Werner Holl	GER	5.65
7,	Andrea Pegoraro	ITA	5.65
8,	Greg West	USA	5.60

9, Igor Potapovich KAZ 5.50; =10, Javier García ESP, Daniel Martí ESP 5.50; 12, Tim McMichael USA 5.40; 13, Danny Krasnov ISR 5.40; Valeriy Bukreyev EST NH (5.50); Thierry Vigneron FRA NH (5.60)

A duplication of 1989, with Gataullin (now Russia) winning from Yegorov (Kazakhstan). The Russian won with his first-time clearance at 5.90. Yegorov failed at that height once and 5.95 twice.

Qualifying round (5.50 or top 12 to final) (Mar 12)

Group A qualifiers: Lehtonen, Martí, Holl, Krasnov, McMichael & Pegoraro 5.50
Non-qualifiers: Edgar Díaz PUR 5.40; Heikki Vääräniemi FIN, Laurens Looije NED & Doug Wood CAN 5.30
Group B qualifiers: Galfione, Potapovich, Trandekov, West, Yegorov, Gataullin, Vigneron, Bukreyev & García 5.50
Non-qualifiers: Simon Arkell AUS & Peter Widén SWE 5.30

Barcelona 1995**Final (Mar 11)**

1,	Sergey Bubka	UKR	5.90
2,	Igor Potapovich	KAZ	5.80
=3,	Okkert Brits	RSA	5.75
	Andrei Tiwontchik	GER	5.75
=5,	Nick Hysong	USA	5.70
	José Manuel Arcos	ESP	5.70
=7,	Javier García	ESP	5.60
	Maksim Tarasov	RUS	5.60

9, Khristos Palakis GRE 5.60; =10, Patrik Stenlund SWE & Petri Peltoniemi FIN 5.50; Valeriy Bukreyev EST & Tim Bright USA NH

Bubka notched up his fourth world indoor win, needing only three vaults in the final. He tried for 6.05. Bronze medallist Brits, who vaulted 5.91 outdoors just before the championships, was competing indoors for the first time.

Qualifying round (5.65 or top 12 to final) (Mar 10)

Group A qualifiers: Palakis 5.65; Peltoniemi & García 5.60
Non-qualifiers: Danny Krasnov ISR; Dmitriy Markov BLR & Nuno Fernandes POR 5.60; Alain Andji FRA, Domitien Mestre BEL, Jean-Michel Godard FRA, Krzysztof Kusiak POL & Konstantinos Tsatalos GRE 5.30; Gianni Iapichino ITA & Trond Barthel NOR NH
Group B qualifiers: Stenlund, Bubka, Hysong, Brits, Potapovich, Arcos, Tarasov, Tiwontchik, Bright & Bukreyev 5.65
Non-qualifiers: István Bagyula HUN 5.60; Tim Lobinger GER & Martin Voss DEN 5.50; Vadim Strogalyov RUS & Jan Netscher CZE 5.30; Peter Widén SWE NH

Paris 1997**Final (Mar 8)**

1,	Igor Potapovich	KAZ	5.90
2,	Lawrence Johnson	USA	5.85
3,	Maksim Tarasov	RUS	5.80
4,	Riaan Botha	RSA	5.75
5,	Tim Lobinger	GER	5.75
6,	Okkert Brits	RSA	5.65
7,	Trond Barthel	NOR	5.65
=8,	Michael Stolle	GER	5.55
	Javier García	ESP	5.55

10, Martin Eriksson SWE 5.55; 11, Alain Andji FRA 5.40; Bill Deering USA NH

A second-time clearance at 5.85 seemed to have sealed victory for Johnson. The other three men in failed with their remaining attempts at the height. The last of these, Potapovich, gambled and took his final try at 5.90, a personal best. Failure would have meant fifth place for the Kazak, but he produced a beautiful vault, not even touching the bar.

After failing once at 5.90, Johnson unsuccessfully attempted 5.95. Potapovich, now guaranteed a gold, tried twice for 6.00 before retiring from the competition.

Qualifying round (5.70 or top 12 to final) (Mar 7)

Group A qualifiers: Botha & Lobinger 5.70; Potapovich & Barthel 5.65
Non-qualifiers: Vadim Strogalyov RUS, Marten Ulvback SWE & Martin Voss DEN 5.55; Montxu Miranda ESP, Andrea Giannini ITA & Sergey Fomenko UKR 5.30; Konstantin Semyonov ISR NH; Hristos Pallákis GRE DNS
Group B qualifiers: Brits, Tarasov & Andji 5.65; Deering, Johnson, García, Stolle & Eriksson 5.55
Non-qualifiers: István Bagyula HUN 5.45; Edgar Díaz PUR 5.30; Fabio Pizzolato ITA 5.30; Kersley Gardenne MRI & Danny Krasnov ISR NH

Maebashi 1999**Straight Final (Mar 6)**

1,	Jean Galfione	FRA	6.00
2,	Jeff Hartwig	USA	5.95
3,	Danny Ecker	GER	5.85
=4,	José Manuel Arcos	ESP	5.70
	Igor Potapovich	KAZ	5.70

=6, Andrei Tivontchik	GER	5.70
Romain Mesnil	FRA	5.70
8, Nick Hysong	USA	5.50

Nick Buckfield GBR & Fumiaki Kobayashi JPN NH

Galfione became only the fourth man to vault six metres, but not without controversy. Four men were still in at 5.85 – Ecker, Galfione, defending champion Potapovich and Hartwig. Ecker went over first time, Galfione and Hartwig on their third while Potapovich passed.

At 5.90, Hartwig came up with a beautiful effort cleanly over the crossbar. Ecker was eliminated, while the Frenchman and Kazak failed twice. Potapovich passed his remaining vault but Galfione made it. At 5.95 Galfione and Potapovich failed before Hartwig produced another beauty to break his own North American record.

At six metres the two principals failed on the first attempt. With his second Galfione went over, but the slow-motion video replay appeared to show him twice touching the bar with his hand, pictures which drew whistles and boos from some of the crowd. Note that under IAAF rule 172.6.d “... it is illegal if an athlete replaced deliberately with his hands or fingers a bar which is about to fall off the supports.”

It was announced that the clearance had been ruled invalid, and the computer system briefly reflected this, showing Hartwig as the winner. However, this was a mistake. One of the international technical officials had simply queried the clearance and brought it to the attention of the event referee, who felt there had been nothing wrong with the vault. There was no official protest.

“The important thing,” confirmed IAAF General Secretary István Gyulai, “is that the vaulters knew what was going on all the time. Hartwig did not go into his vaults [at 6.00] thinking he was the winner.” Hartwig failed three times at 6.00 before Galfione did the same at 6.05.

Lisbon 2001

Straight Final (Mar 10)

1, Lawrence Johnson	USA	5.95
2, Tye Harvey	USA	5.90
3, Romain Mesnil	FRA	5.85
4, Alex Averbukh	ISR	5.70
5, Pavel Gerasimov	RUS	5.70
6, Montxu Miranda	ESP	5.70
7, Okkert Brits	RSA	5.60
8, Stepán Janáček	CZE	5.60

=9, Michael Stolle & Nuno Fernandes POR 5.45

At the previous weekend's US Indoor Championships, Johnson had set a national record of 5.96. In Lisbon, he started confidently with a first-time success at his opening height of 5.70. He passed 5.80, a height which only Mesnil and Harvey cleared. At 5.85, Averbukh and Miranda both went out, having gambled after two earlier failures at 5.80. Mesnil and Johnson each went clear first time. Harvey failed twice, but was assured a medal. For his third attempt, the second-string American went for 5.90. He made it, whereas Mesnil failed once and Johnson passed again. The Frenchman allowed the bar to be raised to 5.95 for his second and third attempts. He missed both, and the two Americans also failed on their first two tries. If Johnson were to fail a third time, the gold would be Harvey's. In fact, he just made it, whereas Harvey failed. The US therefore claimed a 1-2.

Birmingham 2003

Final (Mar 15)

1, Tim Lobinger	GER	5.80
2, Michael Stolle	GER	5.75
3, Rens Blom	NED	5.75
4, Vasily Gorshkov	RUS	5.70

5, Derek Miles	USA	5.70
6, Viktor Chistiakov	AUS	5.60
7, Romain Mesnil	FRA	5.60
8, Giuseppe Gibilisco	ITA	5.40

The experienced Lobinger won his first world title with no failures, either in the qualifying round or at 5.60, 5.75 or 5.80 in the final. Two other men attempted 5.80, Blom and Stolle, but each retired. Blom had set a Dutch record at 5.75, then had to stop after two goes at 5.80 with injury. Stolle missed once at 5.80 then tried for 5.85, only to injure himself with an awkward landing. Lobinger came very near to clearing 5.85 on his last attempt.

Qualifying round (5.65 or top 8 to final) (Mar 14)

Group A qualifier: Chistiakov 5.60

Non-qualifiers: Patrik Kristiansson SWE 5.60; Alex Averbukh ISR 5.40; Paul Burgess AUS, Okkert Brits RSA, Dmitriy Kuptsov RUS & Oscar Janson SWE NH

Group B qualifiers: Mesnil, Lobinger, Blom, Gorshkov, Gibilisco, Miles & Stolle 5.65

Non-qualifiers: Adam Ptáček CZE 5.55; Stepán Janáček CZE & Jeremy Scott USA 5.55; Piotr Buciarski DEN 5.40

Budapest 2004

Final (Mar 7)

1, Igor Pavlov	RUS	5.80
2, Adam Ptáček	CZE	5.70
3, Denys Yurchenko	UKR	5.70
4, Patrik Kristiansson	SWE	5.70
5, Tim Lobinger	GER	5.70
6, Giuseppe Gibilisco	ITA	5.60
7, Romain Mesnil	FRA	5.60
Rens Blom	NED	NH

The qualifying standard was unprecedented with 13 men at 5.65 or better and the 1995 bronze medallists Brits finding 5.70 insufficient for a place in the eight-man final. Pavlov, the only man to clear the automatic qualifying height of 5.75, was dominant in the final, clearing 5.80 on his first attempt then coming close to 5.85. No-one else got higher than 5.70 though Yurchenko was near to 5.80.

Qualifying round (5.75 or top 8 to final) (Mar 6)

Group A qualifiers: Pavlov 5.75; Ptáček, Lobinger & Yurchenko 5.70

Non-qualifiers: Dmitri Markov AUS, Oscar Janson SWE 5.65; Alex Averbukh ISR, Daichi Sawano JPN, Jeff Hartwig USA 5.55; Ilian Efremov BUL & Jerome Clavier FRA 5.45; Kim Yoo-Suk KOR NH

Group B qualifiers: Blom, Gibilisco, Mesnil, Kristiansson 5.70

Non-qualifiers: Okkert Brits RSA 5.70; Aleksandr Korshmyd UKR, Björn Otto GER & Toby Stevenson USA 5.55; Piotr Buciarski DEN, Pavel Gerasimov RUS & Paul Burgess AUS 5.45; Matti Mononen FIN 5.30

Moscow 2006

Final (Mar 12)

1, Brad Walker	USA	5.80
2, Alhaji Jeng	SWE	5.70
3, Tim Lobinger	GER	5.60
=4, Alex Averbukh	ISR	5.50
Fabian Schulze	GER	5.50
Giovanni Lanaro	MEX	5.50
Denys Yurchenko	UKR	NH
Jeff Hartwig	USA	NH

After 10 men cleared 5.65 in the qualifying round – including two who were eliminated after not clearing that height first time – just three were able to jump as high as 5.60 in the final. Until he made his last-ditch clearance at 5.80, Walker trailed Jeng, the Swede of Gambian extraction, who had reached 5.80 without a miss. For the third time in a row 5.80 had been the winning height (only Bubka's winning height in 1985 was lower), while the 5.60 jumped by 2003 winner Lobinger was the lowest-ever height for the bronze medal.

Qualifying round (5.70 or top 8 to final) (Mar 11)

Qualifiers: Hartwig, Walker, Yurchenko & Averbukh 5.70; Lobinger, Schulze, Lanaro, Jeng 5.65

Non-Qualifiers: Daichi Sawano JPN & Przemyslaw Czerwinski POL 5.65; Kevin Rans BEL 5.60; Igor Pavlov RUS & Dmitry Starodubtsev RUS 5.55; Jérôme Clavier FRA, Maksym Mazuryk UKR, Spas Bukhalov BUL & Laurens Loolje NED 5.45; Romain Mesnil FRA, Giuseppe Gibilisco ITA & Liu Feiliang CHN NH

Valencia 2008**Final (Mar 9)**

1,	Yevgeniy Lukyanenko	RUS	5.90
2,	Brad Walker	USA	5.85
3,	Steven Hooker	AUS	5.80
4,	Jérôme Clavier	FRA	5.75
5,	Tim Lobinger	GER	5.70
6,	Maksym Mazuryk	UKR	5.70
7,	Alhaji Jeng	SWE	5.70
8,	Derek Miles	USA	5.60

Seven men cleared 5.70 in the qualifying round, with Jeng the only man with a 5.65 clearance to qualify. Favourites to battle out for the gold medal were the indoor leader Lukyanenko (5.85), and Hooker, who had cleared 6.00 outdoors in January. By the time the bar was raised to 5.85 in the final two of the medallists had been determined, as both Lukyanenko and Hooker had no misses through 5.80. Clavier was in third place, thanks to his 5.75 clearance. Reigning champion Walker then set an indoor personal best of 5.85 to move into the lead. Lukyanenko responded with a second time clearance, while Hooker missed once, then moved up to 5.90, which he also failed. Meanwhile Lukyanenko cleared 5.90 first time to take the gold medal. Former champion Lobinger was fifth, which along with Thomas Blaschek in the 60m hurdles was the best position achieved by a German in Valencia.

Qualifying round (5.70 or top 8 to final) (Mar 8)

Qualifiers: Lobinger, Walker, Clavier, Miles, Hooker, Mazuryk & Lukyanenko 5.70; Jeng 5.65

Non-qualifiers: Giovanni Lanaro MEX & Daichi Sawano JPN 5.65; Pavel Gerasimov RUS, Liu Feiliang CHN & Renaud Lavillenie FRA 5.55; Leonid Andreyev UZB, Steven Lewis GBR & Denys Yurchenko UKR 5.35; Fábio Gomes da Silva BRA, Fabian Schulze GER, Jesper Fritz SWE, Spas Bukhalov BUL NH

Doha 2010**Final (Mar 13)**

1,	Steven Hooker	AUS	6.01
2,	Malte Mohr	GER	5.70
3,	Alexander Straub	GER	5.65
=4,	Konstadínos Filippídis	GRE	5.65
	Derek Miles	USA	5.65
=6,	Michal Balner	CZE	5.45
	Steven Lewis	GBR	5.45
	Dmitry Starodubtsev	RUS	5.45
9,	Łukasz Michalski	POL	5.45

A height of 5.70, reached by 15 of the entrants, was not required to make the final, as just nine men made 5.60. Two 5.80+ men – Lavillenie and Czerwinski – were among the non-qualifiers. Hooker – the Olympic, World and Commonwealth Champion – had a habit of winning titles in dramatic fashion, but here required just one jump at 5.70 to ensure victory. He then cleared 5.80 first time, and then broke the championship record with his final attempt at 6.01, which was cleared without touching. He went on to attempt an outright world record of 6.16. Hooker's winning margin of 31cm was the biggest in any global championship since Frank Foss's Olympic win by 39cm in 1920.

Qualifying round (5.75 or top 8 to final) (Mar 12)

Qualifiers: Hooker, Balner, Filippídis, Miles, Mohr, Starodubtsev, Straub, Michalski & Lewis 5.60

Non-qualifiers: Renaud Lavillenie FRA, Giuseppe Gibilisco ITA, Kim Yoo-Suk KOR, Aleksandr Gripič RUS, Maksym Mazuryk UKR & Tim Mack USA 5.45; Yang Yansheng CHN, Spas Bukhalov BUL & Damien Dossévi FRA 5.30; Kevin Rans BEL DQ (r40.8) (5.45)

Istanbul 2012**Straight Final (Mar 10)**

1,	Renaud Lavillenie	FRA	5.95
2,	Björn Otto	GER	5.80
3,	Brad Walker	USA	5.80
4,	Malte Mohr	GER	5.75
=5,	Lázaro Borges	CUB	5.70
	Steven Lewis	GBR	5.70
7,	Konstadínos Filippídis	GRE	5.70
8,	Romain Mesnil	FRA	5.50
9,	Dmitry Starodubtsev	RUS	5.50
	Scott Roth	USA	NH

A six metre vaulter since 2009, Lavillenie's best performance at global level had been in winning successive bronzes at the outdoor World Championships. Here, despite missing weeks of training because of broken bones in his hand, Lavillenie won his first world title. His second-attempt success at 5.80 would have ultimately been enough for gold, but then he was successful at 5.85, 5.90 and 5.95. Otto edged Walker on countback at 5.80, with the 1.92m tall Mohr fourth.

POLE VAULT**Multiple Medallists:**

4	Sergey Bubka	URS/UKR	85-1, 87-1, 91-1, 95-1
3	Brad Walker	USA	06-1, 08-2, 12-3
2	Thierry Vigneron	FRA	85-2, 87-3
	Rodion Gataullin	URS/RUS	89-1, 93-1
	Grigoriy Yegorov	URS/KAZ	89-2, 93-2
	Jean Galfione	FRA	93-3, 99-1
	Igor Potapovich	KAZ	95-2, 97-1
	Lawrence Johnson	USA	97-2, 01-1
	Tim Lobinger	GER	03-1, 06-3
	Steve Hooker	AUS	08-3, 10-1

Most Finals:

5	Javier García	ESP	89-8, 91-7, 93-10=, 95-7=, 97-8=
	Lobinger		97-5, 03-1, 04-5, 06-3, 08-5
	Romain Mesnil	FRA	99-6=, 01-3, 03-7, 04-7, 12-8

Most Appearances:

6	García		87-11, 89-8, 91-7, 93-10=, 95-7=, 97-8=
	Lobinger		95-18Q, 97-5, 03-1, 04-5, 06-3, 08-5
	Mesnil		99-6=, 01-3, 03-7, 04-7, 06-nh/Q, 12-8

National Placings:

	1	2	3	4	5	6	7	8	Points
USA	2	5	2	1+1=	1+1=	-	-	4+1=	84.5
GER	1	3	3+1=	1+1=	4	1+1=	-	1+1=	84.5
FRA	2	1	4	2+1=	-	1=	2	1	69
URS	4	2	1	-	-	-	-	-	52
RUS	3	-	1	2+1=	-	1=	1=	-	48
KAZ	1	2	-	1=	-	-	-	-	26.5
ESP	-	-	-	1=	1=	2	2+1=	1+1=	21
AUS	1	-	1	-	-	1	-	-	17
UKR	1	-	1	-	-	1	-	-	17
SWE	-	1	-	1	-	1	1	-	17
RSA	-	-	1=	1	-	1	1	-	15.5
POL	-	-	-	1+1=	1	-	1	-	15.5
CZE	-	1	-	-	-	1=	-	1	10
ISR	-	-	-	2=	-	-	-	-	8.5
GRE	-	-	-	1=	-	-	1	-	6.5
NED	-	-	1	-	-	-	-	-	6
ITA	-	-	-	-	-	1	1	1	6
GBR	-	-	-	-	1=	1=	-	-	5.5
BUL	-	-	-	-	-	1	1	-	5
FIN	-	-	-	-	1	-	-	1=	4.5
MEX	-	-	-	1=	-	-	-	-	4
AUT	-	-	-	-	1	-	-	-	4
CUB	-	-	-	-	1=	-	-	-	3.5
HUN	-	-	-	-	-	1	-	-	3
NOR	-	-	-	-	-	-	1	-	2
Totals	15	15	14+2=	9+11=	8+4=	10+5=	11+2=	9+4=	536

Long Jump**Paris 1985****Straight Final (Jan 19: Non-championship)**

1, Jan Leitner	TCH	7.96
2, Gyula Pálóczi	HUN	7.94
3, Giovanni Evangelisti	ITA	7.88
4, László Szalma	HUN	7.85
5, Emiel Mellaard	NED	7.78
6, Serge Hélan	FRA	7.71
7, Liu Yuhuang	CHN	7.64
8, Junichi Usui	JPN	7.52
9, Jan Cado	TCH	7.40;
10, Mario Lega	ITA	7.33;
11, Kim Jong-Il	KOR	7.31;
12, Marcus Barros	BRA	7.24;
13, John Hunt	NZL	7.14;
14, Wanis Barsomian	SYR	6.83

European Indoor Champion Leitner withstood a strong finish by Pálóczi with jumps of 7.95 (third round) and 7.96 (sixth).

Indianapolis 1987**Final (Mar 6)**

1, Larry Myricks	USA	8.23
2, Paul Emordi	NGR	8.01
3, Giovanni Evangelisti	ITA	8.01
4, Robert Emmiyan	URS	8.00
5, Brian Cooper	USA	7.91
6, László Szalma	HUN	7.87
7, Dimitrios Hadzopoulos	GRE	7.85
8, Frans Maas	NED	7.84
9, Yusuf Alli	NGR	7.78;
10, Jaime Jefferson	CUB	7.78;
11, Junichi Usui	JPN	7.75;
12, Norbert Brige	FRA	7.69;
13, Chen Zunrong	CHN	7.67;
14, Lester Benjamin	ANT	7.48;
15, Christian Thomas	FRG	7.48;
16, Michael Morgan	AUS	7.38;
17, Dimitrios Araouzou	CYP	7.34;
18, John Albertie	LCA	7.12;
Orde Ballantyne	VIN	NM

Myricks scored his biggest victory since the 1979 World Cup after a three-hour contest. The 30 year-old American led from his 8.00 in round one, improving to 8.18 in the second and 8.23 in the sixth. A close battle for the other medals was won by Emordi in the third. Evangelisti was furious that a jump of his in the final round was declared a foul.

Budapest 1989**Final (Mar 5)**

1, Larry Myricks	USA	8.37
2, Dietmar Haaf	FRG	8.17
3, Mike Conley	USA	8.11
4, László Szalma	HUN	8.10
5, Jaime Jefferson	CUB	7.96
6, Norbert Brige	FRA	7.91
7, Ubaldo Duany	CUB	7.86
8, Frans Maas	NED	7.83
9, Jarmo Kärnä	FIN	7.78;
10, Juha Kivi	FIN	7.64;
11, Hiroyuki Shibata	JPN	7.50;
12, Csaba Almási	HUN	7.47

The evergreen Myricks jumped even better than in 1987, reaching 8.37 in the fifth round. Conley, who had won the triple jump earlier in the day, held second place until Haaf leapt 8.17 in the last round.

Qualifying round (7.70 or top 12 to final) (Mar 4)

Qualifiers: Conley 8.02; Haaf 7.84; Myricks 7.79; Szalma 7.77; Brige 7.74; Kärnä & Maas 7.71; Duany 7.67; Kivi 7.64; Jefferson 7.63; Shibata 7.61; Almási 7.59
Non-qualifiers: Bruny Surin CAN 7.57; Pang Yan CHN 7.56; Kim Jong-Il KOR 7.53; Emiel Mellaard NED 7.42; Nai Hui-fang TPE 7.38; Glenroy Gilbert CAN 7.33; Frederic Ebong-Salle CMR 7.31

Seville 1991**Final (Mar 9)**

1, Dietmar Haaf	GER	8.15
2, Jaime Jefferson	CUB	8.04
3, Giovanni Evangelisti	ITA	7.93
4, Konstantinos Koukodhimos	GRE	7.92

5, Bogdan Tudor	ROU	7.88
6, Róbert Zmélík	TCH	7.83
7, Dmitry Bagryanov	URS	7.82
8, Andre Müller	GER	7.75
9, Keith Talley	USA	7.73;
10, Angel Hernández	ESP	7.70;
11, Barrington Williams	GBR	7.67;
Vladimir Ochkan	URS	NM

Haaf went one better than in 1989, having leapt 8.15 in both the fourth and fifth rounds. Talley, who jumped 8.25 in January 1991, could manage only 7.73 and missed the cut.

Qualifying round (7.90 or top 12 to final) (Mar 8)

Group A qualifiers: Evangelisti 7.93; Bagryanov 7.90; B Williams 7.87; Müller 7.76; Hernández 7.75; Talley 7.75
Non-qualifiers: Juan Ortiz CUB 7.74; Csaba Almási HUN 7.71; Geng Huang CHN 7.57; Dimitrios Hadzopoulos GRE 7.56; Frans Maas NED 7.45; Sizwe Mdluli SWZ 7.07; Ricardo Valiente PER 6.83
Group B qualifiers: Jefferson 8.10; Haaf 8.10; Tudor 7.95; Koukodhimos 7.92; Ochkan 7.84; Zmélík 7.83
Non-qualifiers: Jesús Oliván ESP 7.69; Llewellyn Starks USA 7.65; Chen Zunrong CHN 7.57; Ayodele Aladeffa NGR 7.47; Fred Salle CMR 7.12; Ian James CAN NM; Lai Cheng-Chuan TPE & Antonio Santos ANG DNS

Toronto 1993**Final (Mar 13)**

1, Iván Pedroso	CUB	8.23
2, Joe Greene	USA	8.13
3, Jaime Jefferson	CUB	7.98
4, Frans Maas	NED	7.96
5, Bogdan Tudor	ROU	7.91
6, Ivaylo Mladenov	BUL	7.86
7, Zhou Ming	CHN	7.84
8, Nai Hui-fang	TPE	7.70;
9, Angel Hernández	ESP	7.66;
10, Emiel Mellaard	NED	6.77;
Spyros Vasdhékis	GRE	NM;
(3), Daniel Ivanov	BUL	DQ (7.98)

Twenty year-old Pedroso improved from fourth place at halfway to overtake Greene, the Olympic bronze medallist, with leaps of 8.18 and 8.23. After the doping disqualification of Ivanov, Cuba also took the bronze medal. Defending champion Haaf did not qualify for the final.

Qualifying round (7.90 or top 12 to final) (Mar 13)

Group A qualifiers: Maas 7.96; Mladenov 7.90; Greene 7.80; Mellaard 7.78; Vasdhékis 7.73; Ivanov DQ (7.95)
Non-qualifiers: Ian James CAN 7.61; 8, Gordon McKee USA 7.46; 9, Tibor Ordina HUN 7.34; Fred Salle GBR NM
Group B qualifiers: Pedroso 8.00; Tudor 7.93; Zhou 7.88; Hernández 7.85; Nai 7.78; Jefferson 7.77
Non-qualifiers: Milan Gombala TCH 7.69; Dietmar Haaf GER 7.67; François Fouche RSA 7.64; Stanislav Tarasenko RUS 7.62; Mattias Sunneborn SWE 7.61; Christian Thomas GER 7.57; Bin Xu CHN 7.53

Barcelona 1995**Final (Mar 11)**

1, Iván Pedroso	CUB	8.51
2, Mattias Sunneborn	SWE	8.20
3, Erick Walder	USA	8.14
4, Joe Greene	USA	8.12
5, Bogdan Tudor	ROU	8.11
6, Milan Gombala	CZE	7.95
7, Erik Nijs	BEL	7.88
8, Huang Geng	CHN	7.83
9, Galin Georgiev	BUL	7.81;
10, Robert Emmiyan	ARM	7.74;
11, Konstantin Sarnatskiy	UZB	7.67;
Spyros Vasdhékis	GRE	& Cheikh Touré
SEN	NM	

The second day's programme was completed by a fascinating long jump competition. Pedroso repeated his 1993 victory by leaping 8.51 in the third round – a distance only Carl Lewis had ever bettered indoors. The Cuban went even further in the fifth round but this was declared a foul. Later that round, Sunneborn moved from fourth to second at 8.20.

Three different men were in line for the bronze medal in the final round. Tudor started the round in third place at 8.08 and improved to 8.11. But, by the end of the round, he was fifth after the two Americans, Greene then Walder, found their best form.

Qualifying round (7.85 or top 12 to final) (Mar 10)**Group A qualifiers:** Vasdhékis 7.84; Georgiev 7.79**Non-qualifiers:** Frans Maas NED 7.70; Fred Salle GBR 7.69; Konstantin Krause GER 7.69; Gregor Cankar SLO 7.65; Vladimir Malyavin TKM 7.63; Ahmed Al-Moamari OMA 7.51; Chao Chih-Kuo TPE 7.46; Viktor Popko UKR 7.38; Robert Michalik CZE 7.36; Shirak Pogosyan ARM 7.34; Jon Arnar Magnússon ISL 7.32; Lamin Drammeh GAM 6.43; Billiaminou Alao BEN 6.32; Ellsworth Manuel AHO & Andreja Marinković YUG NM**Group B qualifiers:** Pedroso 8.12; Walder 8.03; Sunneborn 7.91; Gombala 7.90; Tudor 7.89; Touré 7.86; Emmiyan 7.84; Nijs 7.84; Greene 7.84; Huang 7.82; Sarnatskiy 7.79**Non-qualifiers:** Konstantinos Koukodhimos GRE 7.75; Yevgeniy Tretyak RUS 7.69; Ilyaylo Mladenov BUL 7.62; Angel Hernández ESP 7.60; Yuriy Naumkin RUS NM

Paris 1997

Final (Mar 8)

1,	Iván Pedroso	CUB	8.51
2,	Kirill Sosunov	RUS	8.41
3,	Joe Greene	USA	8.41
4,	Erick Walder	USA	8.24
5,	James Beckford	JAM	8.17
6,	Yevgeniy Tretyak	RUS	8.12
7,	Gregor Cankar	SLO	8.02
8,	Spyros Vasdhékis	GRE	7.99
9,	Aleksandr Glavatskiy	BLR	7.98
10,	Bogdan Tudor	ROU	7.94
11,	Carlos Calado	POR	7.50
12,	Romuald Ducros	FRA	6.31

His Olympics were ruined by injury, but Pedroso came back where he left off in Barcelona by matching his championship record of 8.51 in the fifth round. This was backed up with 8.46 and 8.48; the Cuban's other three efforts were fouls. He became only the second man, after walker Mikhail Shchennikov, to win a third successive gold.

The sixth round determined the other medallists. Walder (8.24) was second before he was overtaken by the United States captain, Greene, who leapt 8.41. Sosunov (8.30 in qualifying) also cleared 8.41. This earned him the silver medal as his next best jump was 8.23. Greene's was 8.22, meaning he took bronze and therefore reversed his and Walder's placings from 1995.

Qualifying round (7.95 or top 12 to final) (Mar 7)**Group A qualifiers:** Sosunov 8.30; Ducros 7.98; Walder 7.92**Non-qualifiers:** Cheikh Touré SEN 7.84; Nobuharu Asahara JPN 7.83; Mattias Sunneborn SWE 7.81; Bogdan Țăruș ROU 7.75; Dimitrios Hatzópoulos GRE 7.71; Yevgeniy Semenyuk UKR 7.69; Krzysztof Łuczak POL 7.64; Nelson Ferreira BRA 7.58; Yang Chao CHN 7.57; Konstantin Krause GER 7.56; Franck Zio BUR 7.49; Pedro García CUB 7.34; Hassine Moursal EGY 7.26; Shirak Pogosyan ARM 7.21; Pa Gai GAM 7.16; Ellsworth Manuel AHO 6.94**Group B qualifiers:** Greene 8.17; Tretyak 8.13; Pedroso 8.12; Cankar 8.04; Tudor 7.95; Glavatskiy 7.95; Beckford 7.95; Vasdhékis 7.92; Calado 7.85**Non-qualifiers:** Huang Geng CHN 7.59; Younes Moudrik MAR 7.49; Olivier Borderan FRA 7.49; Robert Emmiyan ARM 7.44; Raúl Fernández ESP 7.18; Josue M'Bon CGO 6.98; Esteve Martín AND 6.85; Nai Hui-Fang TPE 6.83; Norberto Andeme GEQ 5.77; Igor Streltsov UKR 5.29

Maebashi 1999

Straight Final (Mar 7)

1,	Iván Pedroso	CUB	8.62
2,	Yago Lamela	ESP	8.56
3,	Erick Walder	USA	8.30
4,	Gregor Cankar	SLO	8.28
5,	James Beckford	JAM	8.16
6,	Bogdan Țăruș	ROU	8.15
7,	Masaki Morinaga	JPN	8.07
8,	Bogdan Tudor	ROU	7.88
9,	Roland McGhee	USA	7.84
10,	Hatem Mersal	EGY	7.66

Pedroso, bidding for his fourth successive title, opened with 8.46, the longest jump of 1999. It seemed that he would not need to go further to win; until the middle of the third round the next best effort was the 8.14 of Walder. Lamela then leapt a startling 8.29, a new Spanish record. It meant that he would be the penultimate jumper in the last three rounds, with Pedroso to follow.

In the fourth, Lamela struck again with a brilliant 8.42, the third best ever by a European. Pedroso could manage only a foul. In the fifth, Walder improved to 8.21, Lamela leapt 8.26 and Pedroso fouled again.

The final round could not have been more dramatic. First, Cankar spanned 8.28 to overtake Walder. The American countered with 8.30, meaning he would repeat his bronze from 1995. It was then the turn of the 22-year-old Lamela, and he drew gasps from the crowd by propelling himself out to 8.56. Robert Emmiyan's 1987 European indoor record had fallen, and Pedroso had just one chance to remain as World Indoor Champion. He produced a long jump, but seemed frustrated as he left the pit. Everyone knew it was close to Lamela's mark. The subdued Pedroso then started bouncing with delight when the distance of 8.62 was confirmed; the second best jump in history after Carl Lewis's world record of 8.79.

Lisbon 2001

Straight Final (Mar 11)

1,	Iván Pedroso	CUB	8.43
2,	Kareem Streete-Thompson	CAY	8.16
3,	Carlos Calado	POR	8.16
4,	Peter Burge	AUS	8.11
5,	Melvin Lister	USA	8.10
6,	Kevin Dilworth	USA	7.97
7,	Vladimir Malyavin	RUS	7.94
8,	Vitaliy Shkurlatov	RUS	7.80
9,	Luis Felipe Méliz	CUB	7.69
10,	Younès Moudrik	MAR	7.68
11,	Hussein Al-Saba	KSA	7.53
12,	Petar Dachev	BUL	7.45

Iván Pedroso became the first man to win five world indoor titles thanks to his third-round leap of 8.43. His next best effort was only 7.95 in round one, after which point Streete-Thompson led at 8.16. Calado matched that distance in the second round to set a Portuguese record. As he had earlier leapt 8.11, the Portuguese led briefly on countback. The Cayman Islander nipped in front again with another 8.16 in round two, but both men were displaced by Pedroso's bombshell.

Birmingham 2003

Final (Mar 15)

1,	Dwight Phillips	USA	8.29
2,	Yago Lamela	ESP	8.28
3,	Miguel Pate	USA	8.21
4,	Luis Méliz	CUB	8.01
5,	Volodymyr Zyuskov	UKR	8.00
6,	Petar Dachev	BUL	7.79
7,	Salim Sdiri	FRA	7.63
	Bogdan Țăruș	ROU	DQ (r149) (7.97)

Iván Pedroso was absent through injury, which meant there would be a new champion for the first time since 1993. The 1999 silver medallist Lamela was the favourite, having leapt 8.43 that winter. He duly won the qualifying round with 8.12. It was Olympic finalist Phillips, however, who was the leader at the start of the sixth round in the final with 8.23 to Lamela's 8.20.

The contest came alive in the last round, when the jumpers had the stage to themselves at the end of the morning's session. Pate moved into third place at 8.21 then Lamela took over on top with 8.28. Phillips was left with just one more chance and he took it with a jump almost identical to that of the Spaniard. The excited American raced over to the nearest scoreboard and got down on his haunches to wait for the distance to be confirmed. The figures "8.29" flashed up and Phillips rushed off onto the running track to celebrate. "My last jump is always my biggest one," he concluded. Measurement of the two leading jumps from the point of take-off showed that Lamela's was actually three millimetres further: 8.364 to 8.361.

Bogdan Țăruș originally placed sixth, but was later disqualified by the IAAF along with two other Romanians when it was proved that the qualification marks given on their entry forms were false.

Qualifying round (8.10 or top 8 to final) (Mar 14)**Group A qualifiers:** Dachev 7.98; Méliz 7.84**Non-qualifiers:** Sinisa Ergotic CRO 7.83; Raúl Fernández ESP 7.80; Chris Tomlinson GBR 7.73; Yoelmis Pacheco CUB 7.71; Li Dalong CHN 7.57; Lao Jianfeng CHN 7.46**Group B qualifiers:** Lamela 8.12; Zyuskov 7.97; Pate 7.96; Phillips 7.95; Sdiri 7.93; Țăruș DQ (r149) (7.87)**Non-qualifiers:** James Beckford JAM 7.74; Valeriy Vasilyev UKR 7.55**Budapest 2004****Final (Mar 6)**

1, Savanté Stringfellow	USA	8.40
2, James Beckford	JAM	8.31
3, Vitaliy Shkurlatov	RUS	8.28
4, Bogdan Țăruș	ROU	8.26
5, Vladimir Zyuskov	UKR	8.23
6, Chris Tomlinson	GBR	8.17
7, Kirill Sosunov	RUS	8.16
8, Iván Pedroso	CUB	8.09

The standard in the final was one of the highest ever, with Sosunov setting a world seventh-place best of 8.16. Stringfellow was the best qualifier at 8.31, but opened up in the final with 8.07 and 8.08 to place only sixth after two rounds. At that point Shkurlatov led from Beckford, 8.28 to 8.23. "String" then hit his best form, spanning 8.40 with barely a centimetre to spare on the board. Beckford responded with 8.30 and 8.31, but the American felt confident enough to pass in rounds 4 & 5.

Qualifying round (8.00 or top 8 to final) (Mar 5)**Group A qualifiers:** Stringfellow 8.31; Beckford 8.22; Țăruș 8.06; Zyuskov 8.00; Sosunov 7.96; Zhou Can CHN 7.87**Non-qualifiers:** Mohamed Salman Al-Khuwailidi KSA 7.80; Jonathan Chimier MRI 7.78; Luis Méliz CUB 7.71; Gable Garenamotse BOT 7.68; Sinisa Ergotic CRO 7.45; Louís Tsátoumas GRE 7.34**Group B qualifiers:** Shkurlatov 8.07; Pedroso 8.02; Tomlinson 7.96**Non-qualifiers:** Yago Lamela ESP 7.95; Nils Winter GER 7.95; Petar Dachev BUL 7.89; Nicola Trentin ITA 7.84; Yann Domenech FRA 7.79; Brian Johnson USA 7.65; Valeriy Vasilyev UKR 7.64; Dimitrios Serelis GRE 7.62; Ndiss Kaba Badji SEN 7.54; Yahya Berrabah MAR 7.53**Moscow 2006****Final (Mar 11)**

1, Ignisious Gaisah	GHA	8.30
2, Irving Saladino	PAN	8.29
3, Andrew Howe	ITA	8.19
4, Louís Tsátoumas	GRE	8.10
5, Khotso Mokoena	RSA	8.01
6, Erivaldo Vieira	BRA	7.97
7, Brian Johnson	USA	7.90
8, Issam Nima	ALG	7.84

Saladino set a South American record of 8.10 to lead the qualifying round, which he then exceeded with his first three jumps of the final: 8.18, 8.19 and 8.27. Gaisah, the world leader at 8.36, had jumped 8.27 immediately before Saladino, and proceeded to take the lead for good in the next round with 8.30. Saladino responded well with 8.20 (8.408 from his take-off point) and 8.29 with his last two jumps, but the slim Ghanaian managed to hold off the spring-heeled Panamanian for the gold. The talented Howe produced two lifetime bests – 8.14 then 8.19 – to take the bronze medal. Non-qualifiers included five-time winner Pedroso.

In eighth place Nima equalled his Algerian indoor record of 7.84. He had leapt that distance four times in Moscow, twice in qualifying and twice in the final!

Qualifying round (7.95 or top 8 to final) (Mar 10)**Group A Qualifiers:** Saladino 8.10; Tsátoumas 8.06; Gaisah 7.95; Johnson 7.85; Nima 7.84**Non-Qualifiers:** James Beckford JAM 7.78; Ruslan Gataullin RUS 7.78; Louis Tristán PER 7.35; Rogerio Bispo BRA 7.19**Group B Qualifiers:** Howe 8.05; Mokoena 7.89; Vieira 7.88**Non-Qualifiers:** Bashir Ramzy USA 7.81; Morten Jensen DEN 7.75; Danut Simion ROU 7.59; Vitaliy Shkurlatov RUS 7.54; Iván Pedroso CUB 7.27; Salim Sdiri FRA DNS**Valencia 2008****Final (Mar 8)**

1, Khotso Mokoena	RSA	8.08
2, Chris Tomlinson	GBR	8.06
3, Mohamed Salman Al-Khuwailidi	KSA	8.01
4, Gable Garenamotse	BOT	7.93
5, Nikolay Atanasov	BUL	7.90
6, James Beckford	JAM	7.85
7, Marcin Starzak	POL	7.74
8, Wilfredo Martínez	CUB	7.72

The event was weakened by injuries to the reigning champion Ignisious Gaisah, and world leader Irving Saladino, and the non-entry of Italy's Andrew Howe and the top Americans.

Nevertheless, the battle between Tomlinson and Mokoena was close and absorbing. Tomlinson led after the first round 8.06 to 8.05, and while Mokoena was over 8m with his next three jumps, it was only in the fifth round that the high-springing South African sealed victory with his 8.08. Mokoena had four jumps measured toe to heel of 8.17 to 8.19.

Qualifying round (7.95 or top 8 to final) (Mar 7)**Qualifiers:** Mokoena 8.01, Al-Khuwailidi 8.00, Tomlinson 7.95, Starzak 7.92, Beckford 7.91, Martínez 7.82, Garenamotse 7.82, Atanasov 7.82**Non-qualifiers:** Salim Sdiri FRA 7.78, Louís Tsátoumas GRE 7.77, Rogério Bispo BRA 7.77, Hussein Taher Al-Sabee KSA 7.74, Trevell Quinley USA 7.60, Peter Rapp GER 7.59, Saleh Abdelaziz Al-Haddad KUW 7.52, Issam Nima ALG 7.45, Li Runrun CHN 7.43, Tyrone Smith BER 7.38, Arnaud Casquette MRI 7.36, John Moffitt USA 7.17**Doha 2010****Final (Mar 13)**

1, Fabrice Lapierre	AUS	8.17
2, Khotso Mokoena	RSA	8.08
3, Mitchell Watt	AUS	8.05
4, Salim Sdiri	FRA	8.01
5, Christian Reif	GER	7.86
6, Ndiss Kaba Badji	SEN	7.86
7, Ignisious Gaisah	GHA	7.81
8, Andriy Makarchev	UKR	7.65

Like 2008, this was again a relatively poor competition. In the 13 editions of the world indoor championships, the winning effort had been beyond the Doha winning mark of 8.17 on 10 occasions. Lapierre was the leading qualifier with an Oceanian record of 8.19. The only other automatic qualifier was the other Australian, Watt, who reached 8.00.

In the final Lapierre reached 8.17 in the fifth round to beat Mokoena, who duplicated his 2008 winning effort of 8.08 while taking silver on this occasion. Watt took the bronze medal ahead of Sdiri with his final effort of 8.05.

Qualifying round (8.00 or top 8 to final) (Mar 12)**Group A qualifiers:** Watt 8.00, Sdiri 7.94 & Badji 7.93**Non-qualifiers:** Issam Nima ALG 7.88, Greg Rutherford GBR & Irving Saladino PAN 7.80, Tommi Evilä FIN 7.77, Viktor Kuznyetsov UKR 7.66, Jeff Henderson USA 7.64, Yu Zhenwei CHN 7.54, Yahya Berrabah MAR & Nikolai Atanasov BUL 7.52 & Arsen Sargsyan ARM 7.45**Group B qualifiers:** Lapierre 8.19, Reif 7.96, Mokoena 7.95, Gaisah 7.89 & Makarchev 7.88**Non-qualifiers:** Kafétien Gomis FRA 7.84, Christopher Tomlinson GBR 7.75, Gable Garenamotse BOT 7.73, Michel Tornéus SWE 7.71, Randall Flimmons USA & Li Jinzhe CHN 7.68, Hussein Taher Al-Sabee KSA 7.56, Tyrone Smith BER 7.45, Wilfredo Martínez CUB NM**Istanbul 2012****Final (Mar 10)**

1, Mauro da Silva	BRA	8.23
2, Henry Frayne	AUS	8.23
3, Aleksandr Menkov	RUS	8.22
4, Will Claye	USA	8.04

5,	Ndiss Kaba Badji	SEN	7.97
6,	Louís Tsátoumas	GRE	7.88
7,	Ignisious Gaisah	GHA	7.86
8,	Luis Felipe Méliz	ESP	7.50

Da Silva produced the best jump of the indoor season with 8.28 in qualifying. In the final, Frayne led early on with 8.17, with Menkov in second place at 8.12. The Russian took over in the second round with 8.22, and stayed in front until the fifth round, when da Silva, from seventh place, produced a leap of 8.23. That jump was actually measured at 8.47 from toe to heel, and he produced another 8.23 (actual 8.27). He needed that back-up, because Frayne improved to an Oceanian record of 8.23 (actual 8.24) with his final jump. Da Silva's win was the first global jumping event gold medal for a Brazilian male since Ahdemar da Silva's triple jump victory in the 1956 Olympics.

Qualifying round (8.00 or top 8 to final) (Mar 9)

Qualifiers: da Silva 8.28; Méliz 8.10; Frayne 8.02; Tsátoumas 8.00; Menkov 7.98; Badji 7.93; Claye 7.91; Gaisah 7.89

Non-qualifiers: Michel Tornéus SWE 7.85; Tyrone Smith BER 7.80; Eusebio Cáceres ESP 7.71; Alexandru Cuharenko MDA 7.66; Suphanara Suksawat THA 7.43; Alper Kulaksiz TUR 7.42; Su Xiongfeng CHN 7.42

LONG JUMP

Multiple Medallists:

5	Iván Pedroso	CUB	93-1, 95-1, 97-1, 99-1, 01-1
3	Giovanni Evangelisti	ITA	85-3, 87-3, 91-3
2	Larry Myricks	USA	87-1, 89-1
	Dietmar Haaf	FRG/GER	89-2, 91-1
	Jaime Jefferson	CUB	91-2, 93-3
	Joe Greene	USA	93-2, 97-3
	Erick Walder	USA	95-3, 99-3
	Yago Lamela	ESP	99-2, 03-2
	Khotso Mokoena	RSA	08-1, 10-2

Most Finals:

6	Pedroso	93-1, 95-1, 97-1, 99-1, 01-1, 04-8
---	---------	------------------------------------

Most Appearances:

7	Pedroso	93-1, 95-1, 97-1, 99-1, 01-1, 04-8, 06-16Q
---	---------	--

National Placings:

	1	2	3	4	5	6	7	8	Points
USA	4	1	5	3	2	1	1	-	97
CUB	5	1	1	1	1	-	1	2	66
RUS	-	1	2	-	-	1	2	1	27
AUS	1	1	1	1	-	-	-	-	26
ITA	-	-	4	-	-	-	-	-	24
ROU	-	-	-	1	3	1	-	1	21
GER	1	1	-	-	1	-	-	1	20
HUN	-	1	-	2	-	1	-	-	20
RSA	1	1	-	-	1	-	-	-	19
JAM	-	1	-	-	2	1	-	-	18
GRE	-	-	-	2	-	1	1	1	16
ESP	-	2	-	-	-	-	-	1	15
FRA	-	-	-	1	-	2	1	-	13
GHA	1	-	-	-	-	-	2	-	12
BRA	1	-	-	-	-	1	-	-	11
TCH	1	-	-	-	-	1	-	-	11
NED	-	-	-	1	1	-	-	2	11
GBR	-	1	-	-	-	1	-	-	10
BUL	-	-	-	-	1	2	-	-	10
UKR	-	-	-	-	2	-	-	1	9
CAY	-	1	-	-	-	-	-	-	7
NGR	-	1	-	-	-	-	-	-	7
PAN	-	1	-	-	-	-	-	-	7
SWE	-	1	-	-	-	-	-	-	7
SLO	-	-	-	1	-	-	1	-	7
URS	-	-	-	1	-	-	1	-	7
SEN	-	-	-	-	1	1	-	-	7
KSA	-	-	1	-	-	-	-	-	6
POR	-	-	1	-	-	-	-	-	6
BOT	-	-	-	1	-	-	-	-	5
CHN	-	-	-	-	-	-	2	1	5
CZE	-	-	-	-	-	1	-	-	3
JPN	-	-	-	-	-	-	1	1	3
BEL	-	-	-	-	-	-	1	-	2
POL	-	-	-	-	-	-	1	-	2
ALG	-	-	-	-	-	-	-	1	1
TPE	-	-	-	-	-	-	-	1	1
Totals	15	15	15	15	15	15	15	14	539

Triple Jump

Paris 1985

Straight Final (Jan 18: Non-championship)

1,	Khristo Markov	BUL	17.22
2,	Lázaro Betancourt	CUB	17.15
3,	Lázaro Balcindes	CUB	16.83
4,	Oleg Protsenko	URS	16.80
5,	Jan Cado	TCH	16.71
6,	Ralf Jaros	FRG	16.16
7,	Zou Zhenxian	CHN	16.05
8,	Ahmed Hassan Badra	EGY	15.77
9,	Yasushi Ueta	JPN	15.75;
10,	Didier Falise	BEL	15.56;
11,	Torstein Dahle	NOR	15.35;
	Mihai Bran	ROU	NM

The powerful Cuban pair of Betancourt and Balcindes were foiled by 19 year-old Markov, who leapt 17.13 in the third round and 17.22 in the fifth. Betancourt threatened in the final round, when he improved from 17.02 to 17.15.

Indianapolis 1987

Final (Mar 8)

1,	Mike Conley	USA	17.54
2,	Oleg Protsenko	URS	17.26
3,	Frank Rutherford	BAH	17.02
4,	Khristo Markov	BUL	16.96
5,	Al Joyner	USA	16.92
6,	Joseph Taiwo	NGR	16.65
7,	Māris Bružiks	URS	16.61
8,	Didier Falise	BEL	16.53
9,	Norifumi Yamashita	JPN	16.43;
10,	Jan Cado	TCH	16.33;
11,	Steve Hanna	BAH	16.09;
12,	Đorđe Kožul	YUG	15.59

At the US Indoor Championships one week earlier, Mike Conley had produced a world record of 17.76 in the sixth round to beat Oleg Protsenko. The scenario was repeated at Indianapolis. Conley was again pressurised by the Soviet jumper, who led with 17.26 at the start of the final round.

The American waited on the runway for the finish of the men's 3000m before his sixth and final jump. He saw the gold and silver go to Frank O'Mara and Paul Donovan, his team-mates at the University of Arkansas, before leaping 17.54 to win.

Qualifying round (16.70 or top 12 to final) (Mar 6)

Qualifiers: Markov 17.07; Bružiks 16.93; Protsenko 16.75; Conley 16.62; Cado 16.58; Taiwo 16.55; Yamashita 16.47; Rutherford 16.40; Falise 16.39; Joyner 16.36; Hanna 16.25; Kožul 16.13

Non-qualifiers: Arne Holm SWE 16.07; Peter Beames AUS 16.05; Marios Hadjiandreu CYP 15.72; Serge Hélan FRA 15.69; José Quinaliza ECU 14.77; Edward Manderson CAY 14.39; Mauricio Carranza ESA 13.74; Ahmed Hassan Badra EGY NM; Paul Emordi NGR DNS

Budapest 1989

Final (Mar 4)

1,	Mike Conley	USA	17.65
2,	Jorge Reyna	CUB	17.41
3,	Juan López	CUB	17.28
4,	Vladimir Inozemtsev	URS	17.17
5,	Milan Mikuláš	TCH	16.84
6,	Serge Hélan	FRA	16.62
7,	Andrzej Grabarczyk	POL	16.56
8,	John Herbert	GBR	16.55
9,	Charles Simpkins	USA	16.26;
10,	Toussaint Rabanela	MAD	16.06;
11,	Alfred Stummer	AUT	15.93;
	Nikolay Musiyenko	URS	NM

Conley retained his title in the face of a strong Cuban challenge. After a poor opening jump, the American took the lead with 17.20 in round 2. He improved to 17.22 in the third but was overtaken when Reyna set a 1989 world best of 17.41 later in the same round. Conley's brilliant response: 17.49, 17.65 and 17.52 with his last three jumps.

Qualifying round (16.60 or top 12 to final) (Mar 3)

Qualifiers: Inozemtsev 16.96; Mikuláš 16.89; Conley 16.88; López 16.76; Reyna 16.71; Hélan 16.59; Herbert 16.57; Rabenala 16.49; Stummer 16.46; Musiyenko 16.43; Simpkins 16.43; Grabarczyk 16.40

Non-qualifiers: Pierre Camara FRA 16.27; Patterson Johnson BAH 16.19; Béla Bákosi HUN 16.05; Wendell Lawrence BAH 15.94

Seville 1991**Final (Mar 10)**

1,	Igor Lapshin	URS	17.31
2,	Leonid Voloshin	URS	17.04
3,	Tord Henriksson	SWE	16.80
4,	Zou Sixin	CHN	16.78
5,	Volker Mai	GER	16.74
6,	Chen Yanping	CHN	16.70
7,	Dario Badinelli	ITA	16.62
8,	Frank Rutherford	BAH	16.61

9, John Tillman USA 16.58; 10, Anisio Souza BRA 16.44; 11, Andrzej Grabarczyk POL 16.33; 12, Nikolay Raev BUL 16.14; Milan Mikuláš TCH NM

European Champion Voloshin opened impressively at 17.04, but could do no better and allowed Lapshin to claim the gold with 17.31 in the third. The top five positions did not change in the final three rounds.

Qualifying round (16.50 or top 12 to final) (Mar 9)

Qualifiers: Lapshin 16.81; Voloshin 16.72; Zhu 16.68; Henriksson 16.64; Rutherford 16.63; Mai 16.58; Chen 16.51; Souza 16.50; Grabarczyk 16.46; Mikuláš 16.37; Tillman 16.32; Badinelli 16.25; Raev 16.25

Non-qualifiers: Jörg Friess GER 16.16; Marios Hadjiandreou CYP 15.97; Jan Cado TCH 15.85; Theodoros Tandanozis GRE 15.85; Dorel Eftene ROU 15.83; Antonio Santos ANG 15.49; Ricardo Valiente PER 14.71; Charlie Simpkins USA NM

Toronto 1993**Final (Mar 13)**

1,	Pierre Camara	FRA	17.59
2,	Māris Bružiks	LAT	17.36
3,	Brian Wellman	BER	17.27
4,	Vladimir Melikhov	RUS	17.07
5,	Yoelbi Quesada	CUB	17.06
6,	Jonathan Edwards	GBR	16.76
7,	Toussaint Rabenala	MAD	16.74
8,	Pargev Grigoryan	ARM	16.20

9, Gary Johnson USA 16.08; 10, Tyrone Scott USA 16.02; Zou Sixin CHN NM; (3,) Nikolay Raev BUL DQ (17.27)

The competition was interrupted in the fifth round in order to make repairs to the runway. Before the break Wellman led narrowly from Bružiks and Raev. The Bermudan slipped back to third following improvements by the Latvian and Bulgarian.

Then came one of the most surprising breakthroughs of the championships, when Camara improved from 17.08 to 17.59, an absolute pb by 25cm. The luckless Wellman responded with a very long foul but was out of the medals – at least until Raev's subsequent disqualification for doping.

Qualifying round (16.80 or top 12 to final) (Mar 12)

Group A qualifiers: Wellman 17.06; Melikhov 17.00; Quesada 16.91; Johnson 16.44; Scott 16.34

Non-qualifiers: Julian Golley GBR 16.30; Serge Hélan FRA 16.25; Rogel Nachum ISR 16.11; Zeng Lizhi CHN 14.65; Sergey Bykov UKR NM

Group B qualifiers: Bružiks 16.90; Zou 16.67; Grigoryan 16.58; Edwards 16.58; Camara 16.56; Rabenala 16.47; Raev DQ (16.55)

Non-qualifiers: Audrius Raizgys LTU 16.33; 9, Daniel Osorio CUB 16.13; Vasily Sokov RUS 15.51

Barcelona 1995**Final (Mar 12)**

1,	Brian Wellman	BER	17.72
2,	Yoelbi Quesada	CUB	17.62
3,	Serge Hélan	FRA	17.06

4, Lars Hedman SWE 16.86

5, Arne Holm SWE 16.81

6, LaMark Carter USA 16.80

7, Francis Agyepong GBR 16.74

8, Garfield Anselm FRA 16.51

9, Armen Martirosyan ARM 16.37; 10, Dmitry Byzov RUS 16.23; Edrick Floréal CAN NM; Stoyko Tsonov BUL DNS

The pristine Palau Sant Jordi had seen only one meeting before the world indoors, the national junior championships. A Spanish junior triple jump record there indicated the quality of the horizontal jumping facilities, and this was borne out at the world championships.

The triple jump final started the main programme of the last day, and it began dramatically when Wellman produced a foul of world record proportions with his first jump. The Bermudan had already set a 1995 world best of 17.51 in the qualifying round and there was keen anticipation for his appearance in the second round. This time he got a white flag and a distance of 17.72 – the third best ever.

That remained Wellman's only valid leap. He was put under pressure by Quesada, who had been the year's best triple jumper prior to Barcelona. The young Cuban set national records of 17.52 and 17.62.

The competition was marred by a nasty injury to Floréal, who tore a ligament in his right kneecap in the first round.

Qualifying round (16.70 or top 12 to final) (Mar 10)

Group A qualifiers: Carter 16.92; Hedman 16.73; Tsonov 16.53; Anselm 16.49; Agyepong 16.49

Non-qualifiers: Tyrone Scott USA 16.43; Aleksey Fatyanov AZE 16.29; Vasif Asadov AZE 16.22; Viktor Popko UKR 16.19; Paul Nioze SEY 15.78; Julio López ESP 15.28

Group B qualifiers: Wellman 17.51; Quesada 17.33; Holm 16.84; Floréal 16.74; Byzov 16.59; Martirosyan 16.55; Hélan 16.53

Non-qualifiers: Oleg Sakirkin KAZ 16.47; Audrius Raizgys LTU 16.41; Anisio Silva BRA 16.19; Sergey Arzamasov KAZ 15.95; Pargev Grigoryan ARM 15.93

Paris 1997**Final (Mar 9)**

1,	Yoel García	CUB	17.30
2,	Aliecer Urrutia	CUB	17.27
3,	Aleksandr Aseledchenko	RUS	17.22
4,	Charles Friedek	GER	17.16
5,	Andrew Murphy	AUS	16.96
6,	Rogel Nachum	ISR	16.81
7,	Sigurd Njerve	NOR	16.81
8,	Tibor Ordina	HUN	16.65

9, Jerome Romain DMA 16.52; 10, Georges Sainte-Rose FRA 16.41; 11, Gennadiy Glushenko UKR 16.41; Ndabe Mdhlongwa ZIM NM

Urrutia leapt a new world record of 17.83 just before the championships and produced a sublime qualifying jump of 17.45 despite shutting off during the jump phase. After that, the final was a disappointment because of an injury to Urrutia, who always appeared with the left strap of his vest pulled down under his armpit. The Cuban was forced to retire after spectacularly and painfully aborting his fifth-round effort. Nevertheless Cuba did take gold thanks to García.

Qualifying round (16.80 or top 12 to final) (Mar 7)

Group A qualifiers: Friedek 17.02; García 17.01; Njerve 16.92; Ordina 16.86; Mdhlongwa 16.82; Aseledchenko 16.75; Sainte-Rose 16.74

Non-qualifiers: LaMark Carter USA 16.67; Sergey Izmaylov UKR 16.44; Ionel Eftemie ROU 16.39; Zeng Lizhi CHN 16.25; Messias Batista BRA 16.21; Aleksey Fatyanov AZE 15.62

Group B qualifiers: Urrutia 17.45; Murphy 16.83; Nachum 16.82; Romain 16.72; Glushenko 16.71

Non-qualifiers: Zsolt Czingler HUN 16.69; Gennadiy Markov RUS 16.65; Serge Hélan FRA 16.58; Salem Moulded Al-Ahmadi KSA 16.30; Ivory Angello USA 16.26; Anisio Silva BRA 16.22; Brian Wellman BER 15.61; Carlos Calado POR NM

Maebashi 1999**Straight Final (Mar 5)**

1,	Charles Friedek	GER	17.18
2,	LaMark Carter	USA	16.98

3,	Zsolt Czingler	HUN	16.98
4,	Yoelbi Quesada	CUB	16.92
5,	Ionuț Pungă	ROU	16.87
6,	Armen Martirosyan	ARM	16.83
7,	Rogel Nachum	ISR	16.24
8,	Takanori Sugibayashi	JPN	15.97

(2.) Rostislav Dimitrov BUL DQ (r40.1) (17.05); Paolo Camossi ITA DNS

Friedek quickly made his mark with 17.18 in the first round. World outdoor Champion Yoelbi Quesada (16.92) moved into second place in round 2, while in the third US Champion LaMark Carter slipped into third spot with 16.90.

Friedek was unable to get near his opening jump, but nor was anyone else until Dimitrov leapt 17.05 in the fourth, which brought him up to second. In the fifth the Bulgarian passed, Carter (16.98) regained third spot and Friedek had a huge foul.

In the last round Hungary's Zsolt Czingler matched Carter's best distance, but a quick check of the card confirmed that the American would stay ahead on countback. Dimitrov then no-jumped. Friedek, certain of victory, ended with 17.09. Dimitrov was later stripped of his medal and given a public warning after failing a doping control test for stimulants.

Lisbon 2001

Straight Final (Mar 9)

1,	Paolo Camossi	ITA	17.32
2,	Jonathan Edwards	GBR	17.26
3,	Andrew Murphy	AUS	17.20
4,	Charles Friedek	GER	17.13
5,	Rostislav Dimitrov	BUL	16.91
6,	Fabrizio Donato	ITA	16.77
7,	Michael Calvo	CUB	16.75
8,	Aleksandr Glavatskiy	BLR	16.49
9,	Kenta Bell USA 16.13; Ionuț Pungă ROU & Igor Gavrilenko RUS NM		

Olympic Champion Edwards took the lead with the competition's first effort of 17.06. He then improved to 17.12. Defending champion Friedek edged ahead in the third with 17.13 after Edwards fouled. In the fourth round, Murphy took over with an Oceanian record of 17.15. Two jumps later, Camossi clicked, producing an Italian record of 17.32.

Edwards had dropped to fourth place, and that is how it stayed until the final round. There, Murphy improved to 17.20. Camossi closed with 16.87. Then, with the competition's very last jump, Edwards landed close to the leading mark of the Italian. The distance was confirmed at 17.26, so the Briton rescued a silver medal. The event was staged before the opening ceremony.

Birmingham 2003

Straight Final (Mar 16)

1,	Christian Olsson	SWE	17.70
2,	Walter Davis	USA	17.35
3,	Yoelbi Quesada	CUB	17.27
4,	Jonathan Edwards	GBR	17.19
5,	Tim Rusan	USA	16.88
6,	Jadel Gregório	BRA	16.86
7,	Aleksandr Glavatskiy	BLR	16.66
8,	Marian Oprea	ROU	16.59
9,	Vladimir Letnicov MDA 16.20		

Like the men's 60m hurdles final, this event was positioned at the end of the programme to showcase a top British hope, Jonathan Edwards. The world outdoor record holder duly led at halfway (17.01) but was ultimately kept out of the medals. Olsson (17.28) moved ahead in round four, followed by 17.31 to which Edwards responded with 17.19. The real action unfolded in the last four jumps of the contest. First, Davis claimed the lead with 17.35. Then Olsson drew gasps from the crowd with a 5.91 hop, 5.51 leap and 6.28 jump for a total of 17.70.

Quesada then overtook Edwards with 17.27. The 36 year-old Edwards closed the championships with 17.00.

Thanks to his winning performance – the sixth-longest in history – Olsson was generally regarded as the world's top indoor male athlete of 2003.

Budapest 2004

Final (Mar 7)

1,	Christian Olsson	SWE	17.83=WR
2,	Jadel Gregório	BRA	17.43
3,	Yoandri Betanzos	CUB	17.36
4,	Dmitriy Valyukevich	BLR	17.22
5,	Marian Oprea	ROU	17.19
6,	Mykola Savolaynen	UKR	16.95
7,	Danila Burkenya	RUS	16.62
8,	Julien Kapek	FRA	16.50

Defending champion Olsson had been unbeaten since before Birmingham 2003 but was given a scare in round two when Gregório bounded out to 17.43, fairly close to the Swede's best of 17.51 at that point. Starting the third round, Olsson then produced his greatest ever leap to equal the world record of 17.83. So the Budapest World Championships had seen four world triple jump records following on from Tatyana Lebedeva's efforts of the previous day. The record had been comprised of a 6.21 hop, 5.12 step and 6.50 jump, with a further 7.2cm to spare by Olsson on take-off. "This wasn't a perfect jump" admitted the Swede. "A perfect jump would have been over 18m."

Qualifying round (16.95 or top 8 to final) (Mar 5)

Group A qualifiers: Valyukevich 17.16; Betanzos 17.10; Olsson 16.99
Non-qualifiers: Daniel Donovici ROU 16.76; Andrew Murphy AUS 16.67; Aleksandr Sergeev RUS 16.60; LaMark Carter USA 16.47; Gu Junjie CHN 16.40; Sébastien Pincemail FRA 16.38; Nelson Évora POR 16.30; Peter Tölgyesi HUN 15.97
Group B qualifiers: Savolaynen 17.16; Oprea 17.01; Gregório 16.96; Kapek 16.95; Burkenya 16.79
Non-qualifiers: Hristos Melétoglou GRE 16.79; Fabrizio Donato ITA 16.68; Momchil Karailiev BUL 16.57; Allen Simms USA 16.49; Olivier Sanou BUR 16.09

Moscow 2006

Final (Mar 12)

1,	Walter Davis	USA	17.73
2,	Jadel Gregório	BRA	17.56
3,	Yoandri Betanzos	CUB	17.42
4,	Marian Oprea	ROU	17.34
5,	Igor Spasovkhodskiy	RUS	17.25
6,	Nelson Évora	POR	17.14
7,	Nathan Douglas	GBR	17.05
8,	Dimítrios Tsiámis	GRE	16.94
9,	Momchil Karailiev BUL 16.87		

With two competitions at 17.70 or better, Oprea was the favourite to win. The Romanian took the lead with 17.22 in the opening round, and was followed by Davis, who produced a huge jump in the 17.70 region. The officially announced measurement of 17.30 was clearly incorrect. Davis claimed that the judges had measured the wrong mark, and the jump was remeasured, and changed without announcement to 17.73 during the third round. Gregório, who had led the qualifiers with 17.46, responded best to Davis with 17.56 in the second round, while Betanzos moved past Oprea into third place with 17.42 in the fourth. Oprea responded with the best jumps of the last two rounds – 17.34 and 17.32 – but failed to win a medal. From toe to heel the best marks of the top four were 17.78, 17.58, 17.57 and 17.49.

"I'm training in Baton Rouge on a similar surface so I knew what I should do," said Davies. "That is why somebody like me known for winning on his final attempts was the winner with the first one."

Qualifying round (16.95 or top 8 to final) (Mar 11)

Group A Qualifiers: Gregório 17.46; Oprea 17.25; Betanzos 17.22; Évora 17.11; Davis 17.09; Tsiámis 16.95

Non-Qualifiers: Viktor Yastrebov UKR 16.89; Viktor Gushchinskiy RUS 16.63; Colomba Fofana FRA 16.58; Fabrizio Donato ITA 16.35; Chris Hercules TTO 16.25; Kim Duk-Hyung KOR 15.99; Leevan Sands BAH DNS

Group B Qualifiers: Spasovkhodskiy 17.31; Douglas 17.01; Karailiev 16.95

Non-Qualifiers: Allen Simms PUR 16.82; Karl TAILLEPIERRE FRA 16.80; Aarik Wilson USA 16.61; Jefferson Sabino BRA 16.55; Anders Moller DEN 16.25; Li Yanxi CHN 16.13; Paolo Camossi ITA 15.96; Dmitrij Val'ukevič SVK 15.92; Randy Lewis GRN DNS

Valencia 2008

Final (Mar 9)

1,	Phillips Idowu	GBR	17.75
2,	David Girat	CUB	17.47
3,	Nelson Évora	POR	17.27
4,	Fabrizio Donato	ITA	17.27
5,	Dmitrij Val'ukevič	SVK	17.14
6,	Osniel Tosca	CUB	17.13
7,	Aarik Wilson	USA	16.88
8,	Danil Burkenya	RUS	16.84

In four attempts Idowu had never done better than sixth in a global title meeting, but in Valencia, after an opening jump of 17.10, he responded to Girat's opening jump of 17.43 with a stupendous 17.75 (measured at 17.84 from take-off and comprising a 6.20 hop, 5.80 step and 5.75 jump). This not only beat his outdoor best of 17.68, but also broke Jonathan Edwards' indoor British record of 17.64. Girat showed competitive fire by immediately responding with 17.47 (17.61 from take-off).

Idowu backed up his winning effort with jumps of 17.56 and 17.45. Évora took the bronze medal on countback from Donato as both men cleared 17.27, with Évora producing two backup efforts of 17.26. Idowu's win was the first indoor field event gold by a British male.

Qualifying round (16.95 or top 8 to final) (Mar 7)

Qualifiers: Girat 17.20, Wilson 17.13, Val'ukevič 17.13, Idowu 17.05, Donato 16.96, Tosca 16.93, Évora 16.93, Burkenya 16.83

Non-qualifiers: Randy Lewis GRN 16.77, Andrés Capellán ESP 16.67, Kenta Bell USA 16.66, Leevan Sands BAH 16.31, Gu Junjie CHN 16.25, Yevgeniy Plotnir RUS 16.21, Zhong Minwei CHN 15.88

Doha 2010

Final (Mar 14)

1,	Teddy Tamgho	FRA	17.90WR
2,	Yoandris Betanzos	CUB	17.69
3,	David Girat	CUB	17.36
4,	Christian Olsson	SWE	17.23
5,	Fabrizio Donato	ITA	16.88
6,	Jadel Gregório	BRA	16.78
7,	Dmitrij Val'ukevič	SVK	16.72
8,	Igor Spasovkhodskiy	RUS	16.42

The final event of the championships produced the finest performance of the meeting. The competition had been led from the first round by Betanzos, who had powered to 17.69. Behind him Tamgho (17.41) Olsson (17.23) and Girat (17.15) all opened with 17+ jumps. The Swede had to retire injured, but both Girat and Tamgho improved, clearing 17.36 and 17.50 respectively in the penultimate round. Tamgho then produced an enormous jump, featuring a hop close to 7m, which was measured at a world indoor record of 17.90. Betanzos reacted well with a final jump of 17.57, but the day belonged to the mercurial Frenchman who concluded "after the Cuban jumped 17.69 I had to react and give it all."

Regretably, no phase measurements were made of the triple jump in Doha 2010.

Qualifying round (16.95 or top 8 to final) (Mar 12)

Qualifiers: Betanzos 17.11, Olsson 17.07, Tamgho 16.90, Gregório 16.85, Donato 16.82, Girat 16.71, Spasovkhodskiy 16.57, Val'ukevič 16.55

Non-qualifiers: Li Yanxi CHN 16.54, Viktor Yastrebov UKR & Dimitrios Tsiámis GRE 16.53, Jefferson Sabino BRA 16.49, Momchil Karailiev BUL 16.43, Brandon Roulhac USA 16.36, Walter Davis USA 16.33, Samyr Laine HAI 16.30, Randy Lewis GRN 16.28, Colomba Fofana FRA 15.95, Daniele Greco ITA 15.60

Istanbul 2012

Final (Mar 11)

1,	Will Claye	USA	17.70
2,	Christian Taylor	USA	17.63
3,	Lyukman Adams	RUS	17.36
4,	Fabrizio Donato	ITA	17.28
5,	Daniele Greco	ITA	17.28
6,	Benjamin Compaoré	FRA	17.05
7,	Alexis Copello	CUB	16.92
8,	Dong Bin	CHN	16.75

The competition was a superb battle between 2011 Florida State teammates Taylor and Claye. Taylor, the World Champion outdoors, led the qualifiers with 17.39, and then produced an excellent 17.63 in the first round of the final. Donato went into second place in the second round with 17.28. Claye was in fifth with 16.89 after three rounds, and boomed a lifetime best jump of 17.70, using every available centimetre on the board. Claye supported that winning jump with two final efforts of 17.63 and 17.53. Behind the two Americans, Adams took the bronze medal with a personal best 17.36, and a fine competition was rounded out by Greco becoming the second Italian of the evening to jump 17.28 – though his toe-to-heel length was 17.33 compared with Donato's 17.35.

Qualifying round (17.00 or top 8 to final) (Mar 10)

Qualifiers: Taylor 17.39; Donato 17.07; Adams 17.04; Claye 17.01; Greco 16.94; Dong 16.94; Copello 16.90; Compaoré 16.81

Non-qualifiers: David Girat CUB 16.71; Jefferson Sabino BRA 16.67; Marian Oprea ROU 16.58; Sheryf El-Sheryf UKR 16.25; Samyr Laine HAI 16.06

TRIPLE JUMP

Multiple Medalists:

3	Yoandri Betanzos	CUB	04-3, 06-3, 10-2
2	Mike Conley	USA	87-1, 89-1
	Brian Wellman	BER	93-3, 95-1
	Yoelbi Quesada	CUB	95-2, 03-3
	Christian Olsson	SWE	03-1, 04-1
	Walter Davis	USA	03-2, 06-1
	Jadel Gregório	BRA	04-2, 06-2
	David Girat	CUB	08-2, 10-3

Most Finals:

4	Quesada		93-5, 95-2, 99-4, 03-3
	Fabrizio Donato	ITA	01-6, 08-4, 10-5, 12-4
	Gregório		03-6, 04-2, 06-2, 10-6

Most Appearances:

6	Donato		01-6, 04-11Q, 06-17Q, 08-4, 10-5, 12-4
---	--------	--	--

National Placings:

	1	2	3	4	5	6	7	8	Points
CUB	1	6	6	1	1	1	2	-	102
USA	4	3	-	-	2	1	1	-	66
SWE	2	-	1	2	1	-	-	-	36
URS	1	2	-	2	-	-	1	-	34
ITA	1	-	-	2	2	1	1	-	31
FRA	2	-	1	-	-	2	-	2	30
GBR	1	1	-	1	-	1	2	1	28
GER	1	-	-	2	1	1	-	-	25
RUS	-	-	2	1	1	-	1	2	25
BRA	-	2	-	-	-	2	-	-	20
BUL	1	-	-	1	1	-	-	-	17
BER	1	-	1	-	-	-	-	-	14
ROU	-	-	-	1	2	-	-	1	14
CHN	-	-	-	1	-	1	1	1	11
AUS	-	-	1	-	1	-	-	-	10
POR	-	-	1	-	-	1	-	-	9
BLR	-	-	-	1	-	-	1	1	8
TCH	-	-	-	-	2	-	-	-	8
LAT	-	1	-	-	-	-	-	-	7
BAH	-	-	1	-	-	-	-	1	7
HUN	-	-	1	-	-	-	-	1	7
SVK	-	-	-	-	1	-	1	-	6
ISR	-	-	-	-	-	1	1	-	5
ARM	-	-	-	-	-	1	-	1	4
NGR	-	-	-	-	-	1	-	-	3
UKR	-	-	-	-	-	1	-	-	3

Men's Triple Jump, continued									
	1	2	3	4	5	6	7	8	Points
MAD	-	-	-	-	-	-	1	-	2
NOR	-	-	-	-	-	-	1	-	2
POL	-	-	-	-	-	-	1	-	2
BEL	-	-	-	-	-	-	-	1	1
EGY	-	-	-	-	-	-	-	1	1
GRE	-	-	-	-	-	-	-	1	1
JPN	-	-	-	-	-	-	-	1	1
Totals	15	15	15	15	15	15	15	15	540

Shot Put

Paris 1985

Straight Final (Jan 19: Non-championship)

1, Remigius Machura	TCH	21.22
2, Udo Beyer	GDR	21.10
3, Janis Bojars	URS	19.94
4, Jozef Lacika	TCH	19.75
5, Helmut Krieger	POL	19.58
6, Marco Montelatici	ITA	19.48
7, Gert Weil	CHI	19.47
8, Gregg Tafrales	USA	18.93

9, Eugeniusz Ballo POL 18.40; 10, Kari Toyrilä FIN 17.93; 11, Ali Mohamed Al-Saad BRN 15.02; 12, Abdallah Soursour KUW 13.73

The defeat of world outdoor record holder Udo Beyer, who was overtaken by Machura's fifth-round throw of 21.22, was one of the biggest upsets of the Games.

Indianapolis 1987

Straight Final (Mar 7)

1, Ulf Timmermann	GDR	22.24
2, Werner Günthör	SUI	21.61
3, Sergey Smirnov	URS	20.67
4, Gregg Tafrales	USA	20.26
5, Lars Arvid Nilsen	NOR	20.09
6, Ron Backes	USA	20.02
7, Udo Gelhausen	FRG	19.80
8, Karsten Stolz	FRG	19.60

9, Gert Weil CHI 18.90; 10, Klaus Bodenmüller AUT 18.84; 11, Dimitrios Koutsoukis GRE 18.01; 12, Mohamed Ashosh EGY 17.87; 13, Eggert Bogasson ISL 17.35

Timmermann comfortably beat world record holder Günthör and also came within two centimetres of the Swiss's world record.

"I'm not as big as some of the other putters," said the 1.95/129kg Timmermann, "but that doesn't mean I wouldn't like to be."

Budapest 1989

Straight Final (Mar 4)

1, Ulf Timmermann	GDR	21.75
2, Randy Barnes	USA	21.28
3, Georg Anderson	NOR	20.98
4, August Wolf	USA	20.82
5, Karsten Stolz	FRG	20.11
6, Gert Weil	CHI	19.91
7, Alessandro Andrei	ITA	19.77
8, Janne Ronkainen	FIN	19.25

9, Karel Šula TCH 19.24; 10, Paul Ruíz CUB 18.80; 11, Pétur Gudmundsson ISL 18.31

Barnes had increased the world record to 22.66 in the winter of 1989, but was no match for the Olympic Champion Timmermann, who defended his title in style. In fact, Barnes was only in sixth place prior to his final throw, which won him the silver medal.

Seville 1991

Straight Final (Mar 8)

1, Werner Günthör	SUI	21.17
2, Klaus Bodenmüller	AUT	20.42
3, Ron Backes	USA	20.06
4, Pétur Gudmunsson	ISL	19.81
5, Lars Arvid Nilsen	NOR	19.69
6, Gert Weil	CHI	19.56
7, Oliver-Sven Buder	GER	19.41
8, Art McDermott	USA	19.03

9, Sergey Smirnov URS 18.87; 10, Paul Edwards GBR 18.65; 11, Helmut Krieger POL 18.59; 12, Paul Ruiz CUB 18.57; 13, Jan Sagedal NOR 18.38; 14, Alessandro Andrei ITA 18.29; 15, Gheorghe Guşet ROU 18.07; 16, Igor Avrunin ISR 17.54

The contest was highlighted by an impressive comeback from injury by Günthör, whose career had been saved by surgery to a lower back injury one year earlier. The Swiss followed up some impressive overhead 23m throws in training to win comfortably with a fourth-round 21.17.

Toronto 1993

Final (Mar 12)

1, Mike Stulce	USA	21.27
2, Jim Doehring	USA	21.08
3, Aleksandr Bagach	UKR	20.63
4, Aleksandr Klymenko	UKR	20.58
5, Paolo Dal Soglio	ITA	19.74
6, Luciano Zerbini	ITA	19.68
7, Sergey Smirnov	RUS	19.59
8, Oliver-Sven Buder	GER	19.03

9, Paul Edwards GBR 18.32; 10, Viktor Bulat BLR 18.17; 11, Markus Koistinen FIN 18.00; Gheorghe Guşet ROU NM

The gold and silver medallists were the same as in the previous year's Olympic Games. A fifth-round 21.27 by Stulce overtook Doehring's opening throw of 21.08.

Qualifying round (19.60 or top 12 to final) (Mar 12)

Qualifiers: Stulce 20.56; Bagach 20.21; Klymenko 19.74; Smirnov 19.64; Doehring 19.56; Dal Soglio 19.49; Zerbini 19.32; Buder 19.12; Edwards 18.23; Koistinen 18.20; Bulat 18.18; Guşet 18.09

Non-qualifiers: John Minns AUS 18.08; Kent Larsson SWE 18.05; Rob Venier CAN 17.36

Barcelona 1995

Straight Final (Mar 10)

1, Mika Halvari	FIN	20.74
2, C. J. Hunter	USA	20.58
3, Dragan Perić	YUG	20.36
4, Manuel Martínez	ESP	19.97
5, Yuriy Belonog	UKR	19.74
6, Petur Gudmundsson	ISL	19.67
7, Paolo Dal Soglio	ITA	19.44
8, Oliver Dück	GER	19.24

9, Thorster Herbrand GER 19.08; 10, Corrado Fantini ITA 18.74; 11, Roar Hoff NOR 18.64; 12, Kevin Toth USA 18.61; 13, Saulius Kleiza LTU 18.41; 14, Yevgeniy Palchikov RUS 18.33; 15, Carel Le Roux RSA 18.24; 16, Sergey Rubtsov KAZ 18.08

Halvari, whose previous best honour was fourth at the 1994 Europeans outdoors, capped a startling season with a world indoor title. The imposing Finn – who improved his best by 75cm in the past winter – beat the more favoured American C. J. Hunter in round two.

Paris 1997

Final (Mar 7)

1, Yuriy Belonog	UKR	21.02
2, Aleksandr Bagach	UKR	20.94

3,	John Godina	USA	20.87
4,	Oliver-Sven Buder	GER	20.70
5,	Manuel Martínez	ESP	20.37
6,	Mika Halvari	FIN	20.22
7,	Corrado Fantini	ITA	20.02
8,	Arsi Harju	FIN	20.00

9, Miroslav Menc CZE 19.66; 10, Mark Parlin USA 19.44; 11, Kjell Ove Hauge NOR 19.42; Paolo Dal Soglio ITA NM

For the first time indoors, the first eight all exceeded 20m. Olympic silver medallist Godina was the first-round leader with 20.85. This was overtaken first by Belonog (21.02) in round two, then his Ukrainian team-mate Bagach (20.94 in the fifth). Dal Soglio, who had led the world indoor rankings, fouled out of the final with a knee injury.

Qualifying round (19.80 or top 12 to final) (Mar 7)

Group A qualifiers: Godina 20.46; Halvari 20.04; Martínez 19.96; Hauge 19.78; Belonog 19.62; Fantini 19.59

Non-qualifiers: Michael Mertens GER 19.43; Dmitriy Goncharuk BLR 19.43; Mark Proctor GBR 19.21; Fernando Alves POR 18.98; Pavel Chumachenko RUS 18.88

Group B qualifiers: Buder 20.06; Harju 20.04; Menc 20.01; Bagach 19.91; Dal Soglio 19.82; Parlin 19.81

Non-qualifiers: Virgilijus Alekna LTU 18.90; Andreas Gustafsson SWE 18.67; Matt Simson GBR 18.30; Bilal Mubarak QAT 18.29; Jorge Vázquez PAR NM

Maebashi 1999

Straight Final (Mar 5)

1	Aleksandr Bagach	UKR	21.41
2,	John Godina	USA	21.06
3,	Yuriy Belonog	UKR	20.89
4,	Manuel Martínez	ESP	20.79
5,	Arsi Harju	FIN	20.38
6,	Paolo Dal Soglio	ITA	20.10
7,	Pavel Chumachenko	RUS	19.82
8,	Andrey Mikhnevich	BLR	19.44

9, Andy Bloom USA 18.76; 10, Yuji Okano JPN 16.72

The medallists were the same as in 1997 but the order was different. Bagach was always placed to keep the title in the Ukraine. His first put of 20.78 took the lead and he improved to 21.18 in the second. After the third (Bagach 21.10), another Ukrainian, Belonog, was second (20.89) with Godina third (20.68).

Bagach improved to 21.41 in the fifth but there was no place change until Martínez produced a Spanish record of 20.79 in the sixth. The Spaniard then sat squarely in front of the scoreboard to wait for the result of Godina – who had warmed up for the final with a 22 metre effort – next to throw. Both men were to be disappointed. Godina because his 21.06 failed to catch Bagach, and Martínez because he knew he would be fourth, just as he was in 1995. Bagach ended with a no-throw.

Lisbon 2001

Straight Final (Mar 9)

1,	John Godina	USA	20.82
2,	Adam Nelson	USA	20.72
3,	Manuel Martínez	ESP	20.67
4,	Timo Aaltonen	FIN	20.24
5,	Paolo Dal Soglio	ITA	20.17
6,	Miroslav Menc	CZE	20.08
7,	Milan Haborák	SVK	20.05
8,	Yuriy Belonog	UKR	19.71

9, Gheorghe Guşet ROU 19.68; 10, Pavel Chumachenko RUS 19.66; 11, Brad Snyder CAN 19.56; 12, Roman Virastyuk UKR 19.55; Alexis Paumier CUB NM

Godina and Nelson made it a 1-2 for the United States, though neither were happy with the conditions. Godina complained about the painted surface of the ring, while Nelson did not like that or the fencing which restricted the width of the sector. That might explain why Nelson followed his opening put of 20.72 with five fouls.

Godina produced 20.72 in the fourth to overtake his team-mate with his backup distance of 20.17. He improved to 20.82 and thus completed a neat progression from bronze in 1997 and silver in 1999. Martínez – who lost a medal in the final round in Maebashi – improved from fifth to third this time with his last put of 20.67.

Birmingham 2003

Final (Mar 14)

1,	Manuel Martínez	ESP	21.24
2,	John Godina	USA	21.23
3,	Yuriy Belonog	UKR	21.13
4,	Arsi Harju	FIN	20.96
5,	Justin Anlezark	AUS	20.65
6,	Tepa Reinikainen	FIN	20.59
7,	Milan Haborák	SVK	20.21
8,	Joachim B. Olsen	DEN	20.12

The defending champion Godina once again had trouble keeping his throws in the sector but looked to have secured a second title when he spun out to 21.23 at the end of the third round. He then produced another two fouls, the second of which was the longest of the day. Meanwhile the consistent Martínez (21.14 in the second) put 21.01 and 20.70. The 1997 winner Belonog was confirmed in third place as the contest ended with the last tries of the big two. First was the shaven-headed Martínez, who produced a wonderfully accurate effort right down the middle of the sector. It was measured at 21.24, so Godina was overhauled. The American's response (20.66) was insufficient.

Qualifying round (20.25 or top 8 to final) (Mar 14)

Qualifiers: Godina 20.88; Belonog 20.55; Olsen 20.45; Martínez 20.36; Anlezark 20.25; Reinikainen 20.24; Harju 20.19; Haborák 19.95

Non-qualifiers: Pavel Chumachenko RUS 19.71; Rutger Smith NED 19.59; Kevin Toth USA 19.35; Ralf Bartels GER 19.32; Paolo Dal Soglio ITA NM; Gheorghe Guşet ROU DQ (r149) (19.44)

Budapest 2004

Final (Mar 7)

1,	Christian Cantwell	USA	21.49
2,	Reese Hoffa	USA	21.07
3,	Joachim B. Olsen	DEN	20.99
4,	Tomasz Majewski	POL	20.83
5,	Manuel Martínez	ESP	20.79
6,	Andrey Mikhnevich	BLR	20.50
7,	Carl Myerscough	GBR	20.47
8,	Yuriy Belonog	UKR	20.26

The Americans sewed up a 1-2 by the end of the first round. After the first it was not world leader Cantwell in front but his much shorter compatriot Hoffa, who was also an expert juggler. Hoffa set an absolute personal best of 21.07, but in the second Cantwell progressed to 21.49 which proved to be the winner. The US pair were threatened only by Olsen, who reached 20.99 in the fourth.

Group A qualifiers: Belonog 20.79; Cantwell 20.77; Myerscough 20.41; Mikhnevich 20.41; Majewski 20.28

Non-qualifiers: Ralf Bartels GER 19.93; Rutger Smith NED 19.67; Marco Verni CHI 19.61; Ivan Yushkov RUS 19.55; Ivan Emelianov MDA 17.47; Alexis Paumier CUB NM

Group B qualifiers: Martínez 20.59; Hoffa 20.28; Olsen 20.28

Non-qualifiers: Zsolt Biber HUN 20.24; Ville Tiisanoja FIN 20.21; Miran Vodovnik SLO 19.83; Khalid Habash Al-Suwaidi QAT 19.82; Janus Robberts RSA 19.41; Pavel Sofin RUS 19.02; Dmitriy Goncharuk BLR 18.24; Gheorghe Guşet ROU NM

Moscow 2006

Final (Mar 10)

1,	Reese Hoffa	USA	22.11
2,	Joachim B. Olsen	DEN	21.16

3,	Pavel Sofin	RUS	20.68
4,	Gheorghe Guşet	ROU	20.60
5,	Manuel Martínez	ESP	20.43
6,	Tomasz Majewski	POL	20.07
7,	Anton Lyuboslavkiy	RUS	19.93
(2,)	Andrei Mikhnevich	BLR	DQ (r40.8) (21.37)

Hoffa, the favourite, led the qualifiers with 20.76, and opened the final with 21.41. He then put 22.11, a lifetime best and fourth on the world indoor all-time list. Behind him, the gangly 2m tall Sofin was second at the end of round one with a personal best 20.68. He was overtaken in the next round by Olsen (21.16) and Mikhnevich (21.25). The Belarusian produced three of the four efforts over 21m in the second half of the competition, topped by his fourth-round 21.37. Hoffa's one fair throw after his winning effort was 21.61 in round four. 2004 champion Cantwell was expected to threaten Hoffa, but failed to qualify with 19.90.

In March 2013, the IAAF announced that re-tests of doping samples from the 2005 outdoor World Championships had revealed adverse findings for six athletes including Mikhnevich. The case concluded the following July with the annulment of all of the Belarusian's results from August 5, 2005. He was also banned for life, as he'd already served a two-year suspension in 2001-2003. Olsen was therefore upgraded to silver and Sofin to bronze.

Qualifying round (20.30 or top 8 to final) (Mar 10)

Qualifiers: Hoffa 20.76; Olsen 20.33; Sofin 20.24; Guşet 20.22; Majewski 20.19; Martínez 20.10; Lyuboslavkiy 20.04; Mikhnevich DQ (r40.8) (20.35)

Non-Qualifiers: Mikuláš Konopka SVK 19.91; Christian Cantwell USA 19.90; Peter Sack GER 19.79; Ralf Bartels GER 19.46; Janus Robberts RSA 19.39; Miran Vodovnik SLO 19.37; Zhang Qi CHN 18.96; Ville Tiisanoja FIN 18.86; Hamza Alić BIH 18.42; Khalid Habash Al-Suwaidi QAT NM

Valencia 2008

Final (Mar 7)

1,	Christian Cantwell	USA	21.77
2,	Reese Hoffa	USA	21.20
3,	Tomasz Majewski	POL	20.93
4,	Rutger Smith	NED	20.78
5,	Dorian Scott	JAM	20.29
6,	Scott Martin	AUS	20.13
7,	Peter Sack	GER	20.05
(4,)	Andrei Mikhnevich	BLR	DQ (r40.8) (20.82)

The favourites were Cantwell, the 2004 champion, who had put 22.18 two weeks earlier, and reigning champion Hoffa, who led the qualifiers with 21.49. World leader (at 22.40i) Adam Nelson had failed to make the US team despite throwing 21.25 in the US Championships.

Cantwell led after the first round with 21.14, but was overtaken 21.20 to 21.19 in the second round by Hoffa. Cantwell then took over with efforts of 21.58, 21.77 and 21.69. Hoffa was unable to breach 21m after the second round. Behind the top two, Majewski – one of only two “gliders” in the final rather than the rotational putters – set a lifetime best of 20.93 for bronze.

Qualifying round (20.20 or top 8 to final) (Mar 7)

Qualifiers: Hoffa 21.49; Cantwell 20.91; Martin 20.83; Scott 20.62; Smith 20.30; Sack 20.27; Majewski 20.23; Mikhnevich DQ (r40.8) (20.58)

Non-Qualifiers: Hamza Alić BIH 20.00; Pavel Sofin RUS 19.95; Miran Vodovnik SLO 19.94; Carl Myerscough GBR 19.86; Milan Haborák SVK 19.80; Manuel Martínez ESP 19.75; Dylan Armstrong CAN 19.56; Robert Häggblom FIN 19.42; Yuriy Belonog UKR 19.02; Kim Christensen DEN 18.26; Ivan Emilianov MDA 18.16; Marco Fortes POR 17.96; Chang Ming-Huang TPE 17.73

Doha 2010

Final (Mar 13)

1,	Christian Cantwell	USA	21.83
2,	Ralf Bartels	GER	21.44

3,	Dylan Armstrong	CAN	21.39
4,	Tomasz Majewski	POL	21.20
5,	Pavel Lyzhyn	BLR	20.67
6,	David Storl	GER	20.40
7,	Scott Martin	AUS	19.76
8,	Carl Myerscough	GBR	18.66
(2,)	Andrei Mikhnevich	BLR	DQ (r40.8) (21.68)

It was clear that the crowd was in for a treat when Armstrong set a Canadian record 21.12 in the opening round, only to find himself in third behind Olympic champion Majewski (21.20) and Cantwell, who reached 21.60. Bartels moved into silver medal position in round two with 21.44 and was overtaken in the next round by Mikhnevich's 21.49. Armstrong came close to the medals with a lifetime best of 21.39 in the penultimate round, and two throws later Mikhnevich reached 21.68. Cantwell, endeavouring to take his third indoor title, reacted magnificently in the last round with a winning 21.83. There had been two World Indoor Championships with three men over 21m, but in Doha there were five.

Mikhnevich was ultimately disqualified for an historic doping offence, as detailed in the report for Moscow 2006.

Qualifying round (20.30 or top 8 to final) (Mar 12)

Group A qualifiers: Bartels 20.91, Armstrong 20.50, Mikhnevich DQ (r40.8) (20.34)

Non-qualifiers: Cory Martin USA 20.23, Jan Marcell CZE 20.04, Māris Urtāns LAT 19.97, Maksim Sidorov RUS 19.88, Miroslav Vodovnik SLO 19.82, Mihail Stamatōiannis GRE 19.51, Zhang Jun CHN 18.51

Group B qualifiers: Cantwell 20.72, Martin 20.61, Storl 20.49, Myerscough 20.44, Lyzhyn 20.42, Majewski 20.38

Non-qualifiers: Asmir Kolašinac SRB 20.10, Lajos Kürthy HUN 19.43, Sultan Abdulmajeed Al-Hebshi KSA 18.67, Yasser Ibrahim EGY 18.06, Marco Fortes POR NM

Istanbul 2012

Final (Mar 9)

1,	Ryan Whiting	USA	22.00
2,	David Storl	GER	21.88
3,	Tomasz Majewski	POL	21.72
4,	Reese Hoffa	USA	21.55
5,	Maksim Sidorov	RUS	20.78
6,	Germán Lauro	ARG	20.38
7,	Rutger Smith	NED	20.30
8,	Ivan Yushkov	RUS	20.10

On only one previous occasion at these championships (1987) had two men thrown over 21.50. At Istanbul, four men exceeded that distance. It might have been five had 22.21 man Armstrong not been suffering from an arm injury.

Storl, the outdoor World Champion, set a lifetime best with his opening 21.88 in the final. Whiting and Majewski then respectively threw 21.59 and 21.28. Hoffa went into bronze medal position with 21.55 in the second round, but Majewski then set a Polish indoor record 21.65. The next round saw Storl back up his leading throw with 21.86. It seemed the fireworks were over, but in the penultimate round, Whiting produced a personal best of 22.00 and Majewski improved to 21.72. Whiting finished with 21.98 to seal the finest indoor shot competition in history.

Qualifying round (20.70 or top 8 to final) (Mar 9)

Qualifiers: Storl 21.43; Hoffa 21.23; Majewski 21.17; Lauro 20.40; Whiting 20.37; Smith 20.21; Yushkov 20.14; Sidorov 20.04

Non-qualifiers: Dylan Armstrong CAN 19.84; Marco Fortes POR 19.83; Dale Stevenson AUS 19.80; Asmir Kolašinac SRB 19.70; Carlos Véliz CUB 19.64; Lajos Kürthy HUN 19.62; Candy Bauer GER 19.60; Amin Nikfar IRI 18.97; Burger Lambrechts RSA 18.96; Borja Vivas ESP 18.94; Kim Christensen DEN 18.87; Hamza Alić BIH 18.80; Chang Ming-Huang TPE 18.75; Emanuele Fuamatu SAM 18.60; Hüseyin Atıcı TUR 18.42

SHOT PUT

Multiple Medallists:

4	John Godina	USA	97-3, 99-2, 01-1, 03-2
3	Aleksandr Bagach	UKR	93-3, 97-2, 99-1
	Yuriy Belonog	UKR	97-1, 99-3, 03-3
	Reese Hoffa	USA	04-2, 06-1, 08-2
	Christian Cantwell	USA	04-1, 08-1, 10-1
2	Werner Günthör	SUI	87-2, 91-1
	Ulf Timmermann	GDR	87-1, 89-1
	Manuel Martínez	ESP	01-3, 03-1
	Joachim B. Olsen	DEN	04-3, 06-2
	Tomasz Majewski	POL	08-3, 12-3

Most Finals:

7	Martínez	95-4, 97-5, 99-4, 01-3, 03-1, 04-5, 06-5
---	----------	--

Most Appearances:

8	Martínez	95-4, 97-5, 99-4, 01-3, 03-1, 04-5, 06-5, 08-13Q
---	----------	--

National Placings:

	1	2	3	4	5	6	7	8	Points
USA	7	8	2	3	-	1	-	2	144
GER	2	3	-	1	1	1	3	3	58
UKR	2	1	3	1	1	-	-	2	52
ESP	1	-	1	2	3	-	-	-	36
FIN	1	-	-	2	1	2	-	2	30
POL	-	-	2	2	1	1	-	-	29
ITA	-	-	-	-	2	3	3	-	23
RUS	-	-	1	-	1	-	3	1	17
SUI	1	1	-	-	-	-	-	-	15
DEN	-	1	1	-	-	-	-	1	14
NOR	-	-	1	-	2	-	-	-	14
TCH	1	-	-	1	-	-	-	-	13
URS	-	-	2	-	-	-	-	-	12
AUS	-	-	-	-	1	1	1	-	9
ISL	-	-	-	1	-	1	-	-	8
BLR	-	-	-	-	1	1	-	1	8
CHI	-	-	-	-	-	2	1	-	8
AUT	-	1	-	-	-	-	-	-	7
NED	-	-	-	1	-	-	1	-	7
CAN	-	-	1	-	-	-	-	-	6
YUG	-	-	1	-	-	-	-	-	6
ROU	-	-	-	1	-	-	-	-	5
JAM	-	-	-	-	1	-	-	-	4
SVK	-	-	-	-	-	-	2	-	4
ARG	-	-	-	-	-	1	-	-	3
CZE	-	-	-	-	-	1	-	-	3
GBR	-	-	-	-	-	-	1	1	3
Totals	15	15	15	15	15	15	13		538

	60	LJ	SP	HJ	60h	PV	1000
Lobodin	6.89	7.13	14.99	2.10	7.98	4.80	2:53.51
Szabó	7.15	7.31	13.01	1.98	8.45	5.40	2:55.24
Motti	7.46	6.91	14.91	2.13	8.66	4.80	3:05.82
Blondel	7.17	7.27	13.92	1.95	8.18	5.00	DNS
Nazarov	6.98	7.16	13.85	2.01	8.07	NH	
Burrell	6.99	7.09	14.22	1.98	8.78	NH	
Zmélík	6.96	7.57	13.84	1.86	DNS		
Brophy	7.20	7.08	15.13	1.98	DNS		
Munkácsi	7.14	6.54	11.31	DNS			

Barcelona 1995

(Mar 11/12)

1,	Christian Plaziat	FRA	6246
2,	Tomás Dvořák	CZE	6169
3,	Henrik Dagård	SWE	6142
4,	Ricky Barker	USA	6120
5,	Alex Kruger	GBR	5978
6,	Antonio Peñalver	ESP	5939
7,	Erki Nool	EST	5887
8,	Sébastien Levicq	FRA	5870
9,	Zsolt Kürtösi	HUN	5831
10,	Robert Wärrf	SWE	5751
11,	Sheldon Blockburger	USA	5127
	Petri Keskitalo	FIN	DNF (4250)

The early leaders faltered in this, the first official world championship heptathlon. Nool, the winner of the first two events, slipped to 10th place after a miserable shot effort of 10.46. Then overnight leader Blockburger no-heightened in the pole vault.

By contrast, Plaziat started the second day brilliantly to move from second place to a 71-point lead before the 1000m. The Frenchman could afford to finish fifth in the final event as his closest rival, Barker, struggled in ninth. The minor medals went instead to Dvořák and Dagård, who were first and second in the 1000m.

Individual marks:

	60	LJ	SP	HJ	60h	PV	1000
Plaziat	6.96	7.52	14.92	2.04	7.85	5.10	2:44.56
Dvořák	7.02	7.36	15.84	2.04	7.87	4.80	2:40.80
Dagård	6.84	7.32	15.27	1.98	7.87	4.80	2:41.60
Barker	7.02	7.26	14.62	2.13	8.05	5.10	2:49.72
Kruger	7.16	7.23	14.79	2.16	8.36	4.90	2:48.66
Peñalver	7.15	7.34	16.15	2.04	8.16	4.70	2:51.41
Nool	6.81	7.56	10.46	2.04	8.32	5.00	2:44.89
Levicq	7.22	6.93	14.33	1.98	8.33	5.30	2:44.07
Kürtösi	7.10	7.11	13.79	2.04	8.25	4.80	2:44.88
Wärrf	7.19	7.06	15.33	1.98	8.40	4.60	2:43.25
Blockburger	6.92	7.37	14.94	2.07	8.25	NH	2:52.60
Keskitalo	7.02	7.34	14.80	1.98	8.26	NH	DNS

Heptathlon

Toronto 1993

(Mar 13/14: Non-championship)

1,	Dan O'Brien	USA	6476WR
2,	Mike Smith	CAN	6279
3,	Eduard Hämäläinen	BLR	6075
4,	Lev Lobodin	UKR	6017
5,	Dezsó Szabó	HUN	5790
6,	William Motti	FRA	5507

Alain Blondel FRA DNF (5029); Andrei Nazarov EST DNF (4237); Alvaro Burrell ESP DNF (4043); Robert Zmélík CZE DNF (3247); Brian Brophy USA DNF (3229); Sándor Munkácsi HUN DNF (2105)

World Champion decathlete O'Brien got off to the best possible start to this invitation event, literally, with a 0.104 reaction time in his 60m heat. He finished the first day 215 points ahead of Christian Plaziat's score at the same stage in his world record performance.

O'Brien continued way ahead of record pace on the second day, scoring his fifth win out of five events in the 60m hurdles. A good pole vault guaranteed a world record, but O'Brien lost a chunk of his 246-point advantage with a weak 1000m run.

Individual marks:

	60	LJ	SP	HJ	60h	PV	1000
O'Brien	6.67	7.84	16.02	2.13	7.85	5.20	2:57.96
Smith	7.06	7.49	15.97	2.10	7.98	5.10	2:45.55
Hämäläinen	7.08	7.39	14.50	2.01	7.93	5.20	2:49.54

Paris 1997

(Mar 8/9)

1,	Robert Zmélík	CZE	6228
2,	Erki Nool	EST	6213
3,	Jón Arnar Magnússon	ISL	6145
4,	Chris Huffins	USA	6128
5,	Christian Plaziat	FRA	6106
6,	Steve Fritz	USA	6008
7,	Sébastien Levicq	FRA	5865
	Tomás Dvořák	CZE	DNF (4511)
	Sebastian Chmara	POL	DNF (3240)
	Javier Benet	ESP	DNF (1495)

Huffins had a wonderful start, with a world heptathlon best at 60m of 6.61. The American then had a poor long jump (7.18), and though he rallied to lead again – by 18 points – after six events, a 1000m of close to three minutes left him without a medal.

The 1992 Olympic Champion Zmélík was only fourth overnight and gained little on overnight leader Magnússon in the 60m hurdles. The pole vault proved decisive, for the Czech's 5.20 was substantially better than the three men above him in the standings. Second place in the 1000m secured the gold for Zmélík, who said "that is my personal

best in the heptathlon and I can tell you that I knew what was at stake financially. I love that sort of motivation.”

Individual marks:

	<u>60</u>	<u>LJ</u>	<u>SP</u>	<u>HJ</u>	<u>60h</u>	<u>PV</u>	<u>1000</u>
Zmélík	7.00	7.53	14.51	2.01	7.88	5.20	2:42.41
Nool	6.86	7.44	14.70	1.95	8.08	5.30	2:40.75
Magnússon	6.85	7.56	16.27	2.04	8.02	4.60	2:48.24
Huffins	6.61	7.18	15.55	2.04	7.80	4.70	2:53.53
Plaziat	7.11	7.58	14.10	2.04	7.89	4.90	2:42.75
Fritz	7.15	7.29	14.93	2.01	7.97	5.00	2:46.97
Levicq	7.25	7.07	13.64	1.92	8.15	5.40	2:44.56
Dvořák	6.99	7.69	16.25	1.92	7.87	DNS	
Chmara	7.34	7.11	14.17	2.10	DNS		
Benet	7.21	NM	13.30	DNS			
Köhnle	DNS						
Panjonk	DNS						

Maebashi 1999**(Mar 6/7)**

1,	Sebastian Chmara	POL	6386
2,	Erki Nool	EST	6374
3,	Roman Šebrle	CZE	6319
4,	Tomáš Dvořák	CZE	6309
5,	Jón Arnar Magnússon	ISL	6293
6,	Lev Lobodin	RUS	6153
7,	Dezső Szabó	HUN	6029

Chris Huffins USA DNF (4515)

Huffins had his usual good start, but despite strong support from the crowd, his hopes faded with a 1.96 high jump. He later withdrew after the 60m hurdles with a suspected stress fracture. After the first day the two Czechs – Šebrle and Dvořák – were in front, but it was the third-placed man, Chmara, who was performing nearer to his best form.

The pole vault changed the picture, because neither of the Czechs was particularly strong in this event. Conversely Chmara made 5.20 while Nool cleared 5.50. This lifted the Estonian from seventh to second place, just five points behind the Pole (5489). Šebrle was third (5462), 10 ahead of Dvořák.

Nool needed to beat Chmara by half a second in the 1000m to take gold. He ran the race from the front, but was passed by the Pole at the finish. Šebrle stayed close enough to Dvořák to clinch the bronze medal.

Individual marks:

	<u>60</u>	<u>LJ</u>	<u>SP</u>	<u>HJ</u>	<u>60h</u>	<u>PV</u>	<u>1000</u>
Chmara	7.14	7.62	15.89	2.11	8.05	5.20	2:37.86
Nool	6.83	7.80	14.87	1.93	8.16	5.50	2:38.62
Šebrle	6.94	7.76	15.27	2.11	7.94	4.80	2:41.50
Dvořák	6.95	7.61	16.70	1.99	7.84	4.90	2:41.58
Magnússon	6.99	7.69	16.08	2.02	8.09	5.00	2:39.55
Lobodin	6.87	7.16	15.85	1.96	7.81	5.10	2:47.48
Szabó	7.05	7.29	13.89	2.02	8.18	5.20	2:44.14
Huffins	6.67	7.43	15.53	1.96	7.91	DNS	

Lisbon 2001**(Mar 10/11)**

1,	Roman Šebrle	CZE	6420
2,	Jón Arnar Magnússon	ISL	6233
3,	Lev Lobodin	RUS	6202
4,	Stephen Moore	USA	6132
5,	Erki Nool	EST	6074
6,	Aleksandr Yurkov	UKR	6059
7,	Mario Aníbal	POR	5867

Chris Huffins USA DNF (3312)

Huffins won the opening event but was to withdraw injured, just as in 1999. Olympic silver medallist Šebrle went ahead in the second event, having set a heptathlon championship record of 7.88. The Czech athlete led by 51 points overnight, and increased this further with a win in

the hurdles. A 4.90 pole vault left Šebrle with a little too much to do in the 1000m to challenge the world record. However, he ran hard to clock another event championship best of 2:37.86.

Šebrle's final score of 6420 was four points short of the European record held by his compatriot Tomáš Dvorak. Magnússon needed to stay within four seconds of Lobodin in the 1000m to secure the silver medal.

Individual marks:

	<u>60</u>	<u>LJ</u>	<u>SP</u>	<u>HJ</u>	<u>60h</u>	<u>PV</u>	<u>1000</u>
Šebrle	7.00	7.88	15.75	2.08	7.86	4.90	2:37.86
Magnússon	7.07	7.74	16.34	2.05	8.09	4.90	2:44.99
Lobodin	6.99	7.27	16.39	1.93	7.86	5.20	2:43.59
Moore	7.03	7.46	12.65	2.14	8.06	5.10	2:42.35
Nool	7.01	7.60	14.89	1.93	8.02	5.00	2:44.38
Yurkov	6.99	7.55	14.10	1.96	8.19	5.20	2:45.04
Aníbal	7.08	6.99	15.08	1.96	8.20	4.90	2:44.13
Huffins	6.91	7.29	14.75	1.93	DNS		

Birmingham 2003**(Mar 15/16)**

1,	Tom Pappas	USA	6361
2,	Lev Lobodin	RUS	6297
3,	Roman Šebrle	CZE	6196
4,	Jón Arnar Magnússon	ISL	6185
5,	Tomáš Dvořák	CZE	6005
6,	Aleksandr Pogorelov	RUS	5999
7,	Laurent Hernu	FRA	5988

Erki Nool EST DNF (1759)

Tom Pappas, one of three decathloning brothers, had a dream contest with indoor personal bests in five events, the 60m, long jump, shot put, 60m hurdles and 1000m. He led by 197 points overnight but lost some of that advantage by clearing only 4.90 in the pole vault. Lobodin cleared 5.30 in that event which meant that if he beat Pappas by 10 seconds or so in the 1000m, he could take the gold. In fact he could get no further than 3.40 ahead. Defending champion Šebrle shaded Magnússon for the bronze.

Individual marks:

	<u>60</u>	<u>LJ</u>	<u>SP</u>	<u>HJ</u>	<u>60h</u>	<u>PV</u>	<u>1000</u>
Pappas	6.89	7.56	16.23	2.17	7.80	4.90	2:51.65
Lobodin	6.95	7.22	16.51	2.05	7.89	5.30	2:48.25
Šebrle	7.07	7.62	16.51	2.08	8.02	5.00	2:46.20
Magnússon	7.14	7.63	16.20	2.02	8.06	5.10	2:47.60
Dvořák	7.17	7.21	16.00	2.02	8.06	5.10	2:41.79
Pogorelov	7.11	7.37	14.87	2.11	8.03	4.80	2:52.36
Hernu	7.15	7.34	14.07	2.02	8.03	4.90	2:41.83
Nool	7.08	7.38	NM				

Budapest 2004**(Mar 6/7)**

1,	Roman Šebrle	CZE	6438
2,	Bryan Clay	USA	6365
3,	Lev Lobodin	RUS	6203
4,	Dmitriy Karpov	KAZ	6155
5,	Erki Nool	EST	6093
6,	Aleksandr Pogorelov	RUS	6022
7,	Jón Arnar Magnússon	ISL	5993
8,	Ranko Leskovar	SLO	5612

Bryan Clay opened with a startling 6.65 sprint, but then it was Šebrle who dominated with a shot personal best and victory in the high jump. After the first day the Czech led by 45 points from Clay, 3718 to 3673. The American snatched back the lead with a world indoor heptathlon best hurdles and a personal best pole vault. Moderate performances at those events ended Šebrle's hopes of a world record. Before the 1000m, the Czech was the equivalent of three seconds behind Clay, but since he was by far the better distance runner, one felt that gap would

be comfortably closed. So it transpired, with Šebrle almost 10 seconds or 105 points ahead of the American. His winning score was the second best on record.

Individual marks:

	<u>60</u>	<u>LJ</u>	<u>SP</u>	<u>HJ</u>	<u>60h</u>	<u>PV</u>	<u>1000</u>
Šebrle	6.97	7.96	16.28	2.11	7.95	4.80	2:39.67
Clay	6.65	7.78	14.84	2.08	7.77	4.90	2:49.41
Lobodin	6.90	7.36	15.99	2.05	7.83	4.80	2:45.76
Karpov	7.04	7.97	14.95	1.99	7.87	4.60	2:42.34
Nool	6.96	7.57	14.90	1.96	8.33	5.10	2:41.94
Pogorelov	7.07	7.49	15.25	2.08	8.13	4.90	2:54.44
Magnússon	7.02	7.64	15.77	1.96	8.08	4.60	2:47.52
Leskovar	7.04	7.52	13.05	1.96	8.23	4.40	2:55.27

Moscow 2006**(Mar 11/12)**

1,	André Niklaus	GER	6192
2,	Bryan Clay	USA	6187
3,	Roman Šebrle	CZE	6161
4,	Kristjan Rahnu	EST	6062
5,	Aleksey Drozdov	RUS	6052
6,	Aleksandr Pogorelov	RUS	5910
7,	Konstantin Smirnov	RUS	5795

As in 2004, Clay opened with a fine display of sprinting, this time with 6.67, and by the end of the first day was ahead of Šebrle 3616 to 3578. The Czech had won the long jump with 7.76 (to Clay's 7.74), and both shared the spoils in the high jump at 2.10. Drozdov outshone them both with 16.64 in the shot, and was third after four events with 3551. Clay extended his lead to 101 points after the 60m hurdles, which he won in 7.83. Then came one of the great "volte-faces" seen in a multi-events championships, as Niklaus – languishing 242 points behind in sixth place – produced a vault of 5.30, while Clay only managed 4.60, some 30cm below his indoor best. Niklaus – the better distance runner of the medal contenders – was now 28 points behind Clay, and 14 ahead of Šebrle. The German duly won the 1000m with 10m to spare over Šebrle, with Clay a further 12m behind, and so defeated the American by just five points. This was the closest margin in a men's major championship since Vasily Kuznetsov beat Werner von Moltke by four points in the 1962 European decathlon.

Individual marks:

	<u>60</u>	<u>LJ</u>	<u>SP</u>	<u>HJ</u>	<u>60h</u>	<u>PV</u>	<u>1000</u>
Niklaus	7.06	7.64	14.41	2.07	8.14	5.30	2:47.80
Clay	6.67	7.74	13.89	2.10	7.83	4.60	2:50.92
Šebrle	7.10	7.76	15.74	2.10	8.08	4.80	2:49.38
Rahnu	6.91	7.33	15.78	2.04	8.01	4.90	2:54.70
Drozdov	7.01	7.41	16.64	2.07	8.47	4.90	2:51.07
Pogorelov	7.06	7.43	15.68	2.07	8.04	4.80	3:05.66
Smirnov	6.92	7.24	12.60	2.01	8.00	4.70	2:50.90

Valencia 2008**(Mar 8/9)**

1,	Bryan Clay	USA	6371
2,	Andrey Kravchenko	BLR	6234
3,	Dmitriy Karpov	KAZ	6131
4,	Mikhail Logvinenko	RUS	5984
5,	Donovan Kilmartin	USA	5951
6,	Andres Raja	EST	5894
	Roman Šebrle	CZE	DNF (3562)
	Aleksandr Pogorelov	RUS	DNF (1791)

The battle was expected to be between five-time medallist Šebrle and 2005 World Decathlon Champion Clay who was only invited to the championships at short notice. The American dominated the first day, winning the first three events, and jumping 2.09 to round out a first day score of 3736, the second best ever (behind Dan O'Brien's 3800). Šebrle was in second place with 3562. Clay continued with 7.86 in the hurdles, despite hitting every barrier, but behind him Šebrle suffered a hamstring pull and had to withdraw. An ecstatic Kravchenko twice improved his pole vault best, finishing with 5.03. In the 1000m, Clay

needed around 2:45 to break the world indoor record. Of course he did not need to do this to win the title, so it was safe for him to finish in last place in the race though Kravchenko did close the gap to 137 points.

Individual marks:

	<u>60</u>	<u>LJ</u>	<u>SP</u>	<u>HJ</u>	<u>60h</u>	<u>PV</u>	<u>1000</u>
Clay	6.71	7.75	16.21	2.09	7.86	5.00	2:55.64
Kravchenko	7.19	7.63	14.29	2.15	8.11	5.30	2:46.49
Karpov	7.20	7.31	16.19	2.06	8.15	5.20	2:47.45
Logvinenko	7.03	7.35	13.82	2.00	8.08	5.00	2:44.69
Kilmartin	7.02	7.36	14.09	2.03	8.25	5.10	2:51.54
Raja	6.95	7.42	14.85	1.97	8.03	4.60	2:50.76
Šebrle	7.16	7.60	16.16	2.12	DNF		
Pogorelov	7.06	7.48	DNF				

Doha 2010**(Mar 12/13)**

1,	Bryan Clay	USA	6204
2,	Trey Hardee	USA	6184
3,	Aleksey Drozdov	RUS	6141
4,	Andrey Kravchenko	BLR	6124
5,	Roman Šebrle	CZE	6024
6,	Aleksey Kasyanov	UKR	6019
7,	Leonel Suárez	CUB	5764
	Aleksandr Pogorelov	RUS	DNF (656)

Having won two silvers and then the gold medal in the World Indoor Championships, Clay added a second gold medal to his collection, but it was a tight battle as he only got home by 20 points from 2009 World Champion Hardee. Both men had under-performed in the long jump, neither reaching 7.30. Clay led by just one point from Drozdov overnight but managed only 8.00 in the 60m hurdles while Hardee clocked 7.79 to rise from fifth place to second. The event was won and lost in the pole vault, where Clay narrowly avoided disaster at lower heights and eventually made 5.00. Hardee merely matched that height, which was a missed opportunity for a 5.30 man. He was left to try in vain to finish four and-a-half seconds ahead of Clay in the 1000m. Behind them Drozdov was the bronze medallist, while Šebrle was fifth on his seventh appearance.

The same weekend at the NCAA indoor championship in Fayetteville another American, Ashton Eaton, broke Dan O'Brien's 1993 world record of 6476 with a score of 6499.

Individual marks:

	<u>60</u>	<u>LJ</u>	<u>SP</u>	<u>HJ</u>	<u>60h</u>	<u>PV</u>	<u>1000</u>
Clay	6.67	7.27	15.31	2.06	8.00	5.00	2:50.28
Hardee	6.80	7.28	14.44	2.06	7.79	5.00	2:47.76
Drozdov	7.08	7.29	17.17	2.09	8.34	4.90	2:45.35
Kravchenko	7.22	7.38	13.59	2.18	8.04	5.00	2:41.70
Šebrle	7.20	7.49	15.70	2.09	8.30	4.80	2:46.55
Kasyanov	6.93	7.78	14.55	2.00	8.01	4.40	2:43.78
Suárez	7.15	7.12	13.59	2.06	8.24	4.60	2:45.04
Pogorelov	7.68	DNF					

Istanbul 2012**Final Standings (Mar 9/10)**

1,	Ashton Eaton	USA	6645
2,	Oleksiy Kasyanov	UKR	6071
3,	Artem Lukyanenko	RUS	5969
4,	Ilya Shkurenov	RUS	5898
5,	Adam Helcelet	CZE	5878
6,	Andrey Kravchenko	BLR	5746
7,	Yordani García	CUB	5704
	Mikk Pahapill	EST	DNF (3052)

Eaton entered the meeting as the world record holder, and finished it as the outstanding performer of the weekend. He complained that he couldn't hear the gun in the 60m, which explained his reaction time of 0.277. Had it been 0.150 (as it was in the hurdles the next day), his time

would have been 6.67, but in reality it was 6.79, The long jump made up for that relative disappointment, as he reached a combined events world best of 8.16. His shot of 14.56 and a 2.03 high jump gave him an overnight score of 3654, well ahead of his world record pace of 3578. Behind him in second place was Kasyanov at 3489.

Eaton's hurdles mark of 7.68 was followed by a pole vault of 5.20, giving him a lead of 466 or 40 seconds before the last event. He needed the moderate time of 2:39.54 in the 1000m to break his world record. He ran a comfortable 2:32.77 to improve the record by 77 points and win by the unprecedented margin of 574.

Individual marks:

	60	LJ	SP	HJ	60h	PV	1000
Eaton	6.79	8.16	14.56	2.03	7.68	5.20	2:32.77
Kasyanov	6.87	7.68	15.24	1.97	8.39	4.80	2:42.41
Lukyanenko	7.07	7.38	14.35	1.97	8.13	5.00	2:44.82
Shkurenkov	7.39	7.50	13.39	2.03	8.10	4.90	2:41.66
Helcelet	7.19	7.24	14.04	2.06	8.16	4.70	2:43.05
Kravchenko	7.46	7.36	14.90	2.03	8.21	4.80	2:53.83
García	7.02	6.64	14.18	2.06	8.13	4.60	2:50.21
Pahapill	7.27	6.74	14.54	1.94	DNF		

HEPTATHLON**Multiple Medallists:**

5	Roman Šebrle	CZE	99-3, 01-1, 03-3, 04-1, 06-3
4	Bryan Clay	USA	04-2, 06-2, 08-1, 10-1
3	Lev Lobodin	RUS	01-3, 03-2, 04-3
2	Jón Arnar Magnússon	ISL	97-3, 01-2
	Erki Nool	EST	97-2, 99-2

Most Top Eight:

6	Šebrle	99-3, 01-1, 03-3, 04-1, 06-3, 10-5
---	--------	------------------------------------

Most Appearances:

7	Šebrle	99-3, 01-1, 03-3, 04-1, 06-3, 08-dnf, 10-5
---	--------	--

National Placings:

	1	2	3	4	5	6	7	8	Points
USA	5	3	-	3	1	1	-	-	83
CZE	3	1	3	1	3	-	-	-	66
RUS	-	1	4	2	1	4	1	-	59
EST	-	2	-	1	2	1	1	-	32
ISL	-	1	1	1	1	-	1	-	24
BLR	-	1	1	1	-	1	-	-	21
FRA	1	-	-	-	1	1	2	1	20
UKR	-	1	-	1	-	2	-	-	18
KAZ	-	-	1	1	-	-	-	-	11
GER	1	-	-	-	-	-	-	-	8
POL	1	-	-	-	-	-	-	-	8
CAN	-	1	-	-	-	-	-	-	7
SWE	-	-	1	-	-	-	-	-	6
HUN	-	-	-	-	1	-	1	-	6
GBR	-	-	-	-	1	-	-	-	4
CUB	-	-	-	-	-	-	2	-	4
ESP	-	-	-	-	-	1	-	-	3
POR	-	-	-	-	-	-	1	-	2
SLO	-	-	-	-	-	-	-	1	1
Totals	11	11	11	11	11	11	9	2	383

5000 Metres Walk**Paris 1985****Straight Final (Jan 19: Non-championship)**

1,	Gérard Lelièvre	FRA	19:06.20
2,	Maurizio Damilano	ITA	19:11.41
3,	David Smith	AUS	19:16.04
4,	Roman Mrázek	TCH	19:39.73
5,	Jan Staaf	SWE	20:00.95
6,	Jim Heiring	USA	20:11.69
7,	Jordi Llopart	ESP	20:39.83
8,	Erling Andersen	NOR	21:07.43

Smith was the leader for the first half of the race. At 2800m, Olympic 20Km Champion Damilano took over. At 3000m (11:28.31) the Italian led from Smith and Lelièvre. The Frenchman went in front two laps later only for Damilano to lead again at 4000m. Lelièvre, however, was stronger and struck again at 4400m. The 35 year-old pulled away to win with the second-quickest indoor time in history.

Indianapolis 1987**Straight Final (Mar 7)**

1,	Mikhail Shchennikov	URS	18:27.79WR
2,	Jozef Pribilinec	TCH	18:27.80
3,	Ernesto Canto	MEX	18:38.71
4,	Roman Mrázek	TCH	18:47.95
5,	David Smith	AUS	18:52.20
6,	Sándor Urbanik	HUN	19:06.19
7,	Walter Arena	ITA	19:08.20
8,	Tim Lewis	USA	19:18.40
9,	Erling Andersen	NOR	19:26.18;
10,	Bo Gustafsson	SWE	19:27.43;
11,	Marcelino Colin	MEX	19:45.19;
12,	Zdzislaw Szlapkin	POL	19:46.67;
13,	Carlo Mattioli	ITA	19:59.47;
14,	Ray Sharp	USA	20:13.19;
15,	Andrew Jachno	AUS	20:19.74;
16,	Christos Karagiorgos	GRE	20:26.54;
17,	Hirofumi Sakai	JPN	21:10.01

Reigning World Junior Champion Shchennikov, just 19, quickly opened a gap of 15m in the first 200m. At 3000m (11:05.14) he was some six seconds in front. Pribilinec led the chasers and closed quickly in the final kilometre, taking the lead with four laps remaining.

The Czech had gone into a five metre lead by the bell, only to be overtaken by the Soviet with 100m to go. Pribilinec responded and the two moved progressively quicker as the end approached. A dip finish from Shchennikov earned him the gold in a new world record – by a margin of just 0.01.

Budapest 1989**Straight Final (Mar 5)**

1,	Mikhail Shchennikov	URS	18:27.10WR
2,	Roman Mrázek	TCH	18:28.90
3,	Frants Kostyukevich	URS	18:34.07
4,	Sándor Urbanik	HUN	18:34.77
5,	Giovanni De Benedictis	ITA	18:40.87
6,	Pavol Blazek	TCH	18:41.34
7,	Simon Baker	AUS	19:24.12
8,	Andrew Jachno	AUS	19:25.24
9,	Jimmy McDonald	IRL	19:25.98;
10,	Alberto Cruz	MEX	20:18.99;
11,	Ignacio Zamudio	MEX	21:06.14;
	José Urbano	POR	DQ

Urbanik provided the pace for the first two kilometres, and Blazek led at 3000m (11:11.17) before Mrázek attempted to pull away from the pack. He broke everyone except the defending champion, who swept past in the final half lap for victory.

The winning performance was ratified as a world record: faster times by Shchennikov, Ronald Weigel and Frants Kostyukevich in 1988/89 were never ratified for various reasons.

Seville 1991**Final (Mar 10)**

1,	Mikhail Shchennikov	URS	18:23.55WR
2,	Giovanni De Benedictis	ITA	18:23.60
3,	Frants Kostyukevich	URS	18:47.05
4,	Miguel Prieto	ESP	18:53.83
5,	Valenti Massana	ESP	19:08.79
6,	Sándor Urbanik	HUN	19:11.85
7,	Bernd Gummelt	GER	19:21.97
8,	Jimmy McDonald	IRL	19:24.91
9,	Ronald Weigel	GER	19:34.86;
10,	Jefferson Pérez	ECU	20:20.05;
	Igor Kollár	TCH & Andrew Jachno	AUS DQ

The 1989 bronze medallist Kostyukevich, now the world record holder, led through 3000m (11:07.40) before De Benedictis moved ahead, taking defending champion Shchennikov for company. Shchennikov himself tried to get away, but the Italian kept his position and looked as if he would spoil the Russian's unbeaten record in the championships. Shchennikov, however, managed to slip ahead in the final 5m, giving a stunned De Benedictis no chance to respond. Both were quicker than Kostyukevich's pending world record.

Twenty entries necessitated heats for the first time at a men's world indoor championships, but disqualification of eight walkers meant that all those who finished in the heats made the final.

First round (First 4 & 4 fastest to final) (Mar 9)

Heat 1: 1, Prieto 19:46.02; 2, Kostyukevich 19:46.27; 3, Kollár 19:46.52; 4, Weigel 19:48.79; 5, McDonald 20:04.11; 6, Pérez 20:19.91; Andi Drake GBR, Lyubomir Ivanov BUL, Nick A'Hern AUS & Stefan Johansson SWE DQ

Heat 2: 1, De Benedictis 19:54.26; 2, Urbanik 19:56.44; 3, Shchennikov 19:56.50; 4, Massana 19:57.49; 5, Gummelt 19:57.59; 6, Jachno 20:06.83; Vladimir Ostrovski ISR, Nassir Asnaoui MAR, José Urbano POR & Roman Mrázek TCH DQ

Toronto 1993

Final (Mar 14)

1,	Mikhail Shchennikov	RUS	18:32.10
2,	Robert Korzeniowski	POL	18:35.91
3,	Mikhail Orlov	RUS	18:43.48
4,	Tim Berrett	CAN	18:53.02
5,	Ronald Weigel	GER	19:02.73
6,	Jean-Claude Corre	FRA	19:10.72
7,	Costica Balan	ROU	19:12.73
8,	Stefan Johansson	SWE	20:30.32

Frants Kostyukevich BLR & Sergio Galdino BRA DQ

Shchennikov continued his winning sequence, but did not break the world record on this occasion. He pulled comfortably clear of Korzeniowski in the last two laps.

It was to prove to be Shchennikov's final World Indoor Championship victory as the IAAF Council decided in June 1994 to drop walking events from future IAAF World Indoor Championships.

First round (First 3 & 4 fastest to final) (Mar 13)

Heat 1: 1, Korzeniowski 18:56.07; 2, Johansson 18:58.95; 3, Orlov 19:01.58; 4, Weigel 19:24.88; 5, Galdino 19:28.87; 6, Balan 19:29.58; 7, Roman Lobachov AZE 21:55.88; Roman Mrázek SVK DQ

Heat 2: 1, Berrett 19:20.45; 2, Kostyukevich 19:21.24; 3, Shchennikov 19:21.35; 4, Corre 19:23.38; 5, Sergey Shilkret AZE 21:45.56; Miroslav Bosko SVK DQ; Ademar Kammler BRA DQ

5000 METRES WALK

Multiple Medallists:

4	Mikhail Shchennikov	URS/RUS	87-1, 89-1, 91-1, 93-1
2	Franz Kostyukevich	URS	89-3, 91-3

Most Finals:

4	Shchennikov		
3	Roman Mrázek	TCH	85-4, 87-4, 89-2
	Sándor Urbanik	HUN	87-6, 89-4, 91-6
	Kostyukevich	URS/BLR	89-3, 91-3, 93-dq

Most Appearances:

5	Mrázek	TCH/SVK	85-4, 87-4, 89-2, 91-dq/h2, 93-dq/h1
---	--------	---------	--------------------------------------

4 Shchennikov

National Placings:

	1	2	3	4	5	6	7	8	Points
URS	3	-	2	-	-	-	-	-	36
TCH	-	2	-	2	-	1	-	-	27
ITA	-	2	-	-	1	-	1	-	20
RUS	1	-	1	-	-	-	-	-	14
AUS	-	-	1	-	1	-	1	1	13
FRA	1	-	-	-	-	1	-	-	11
ESP	-	-	-	1	1	-	1	-	11
HUN	-	-	-	1	-	2	-	-	11
POL	-	1	-	-	-	-	-	-	7
MEX	-	-	1	-	-	-	-	-	6
GER	-	-	-	-	1	-	1	-	6
CAN	-	-	-	1	-	-	-	-	5
SWE	-	-	-	-	1	-	-	1	5
USA	-	-	-	-	-	1	-	1	4
ROU	-	-	-	-	-	-	1	-	2
IRL	-	-	-	-	-	-	-	1	1
NOR	-	-	-	-	-	-	-	1	1
Totals	5	5	5	5	5	5	5	5	180

Event discontinued after 1993

4 x 400 Metres Relay

Seville 1991

Final (Mar 10)

1,	Germany	3:03.05WR
2,	United States	3:03.24
3,	Italy	3:05.51
4,	Australia	3:08.49
5,	USSR	3:09.20
6,	Jamaica	3:10.33

The stage was set for a memorable final when the USA came within 0.33 of the world record in the heats. A unified German team were impressive winners of the other heat.

The final was a close race. Germany led for the first two legs before US trials winner Valmon took over on the third stage, clocking 45.5 to Just's 46.35. McKay had a 0.7 advantage over Schönlebe on the anchor. The German – holder of the individual world title outdoors – closed the gap and tucked in behind McKay until the final straight. Then he edged ahead for a thrilling victory in a new world record by more than two seconds.

Teams & unofficial splits where known

GER	Rico Lieder 46.53, Jens Carlowitz 45.15, Karsten Just 46.35, Thomas Schönlebe 45.02
USA	Raymond Pierre 46.8, Charles Jenkins 45.0, Andrew Valmon 45.5, Antonio McKay 46.02
ITA	Marco Vaccari, Vito Petrella, Alessandro Aimar, Andrea Nuti
AUS	Paul Greene 47.9, Mark Garner 46.3, Rohan Robinson 47.3, Steven Perry 47.0
URS	Vyacheslav Kocheryagin, Dmitriy Golovastov, Vladimir Prosin, Valery Starodubtsev
JAM	Devon Morris, Lay Lynval, Evon Clarke, Howard Burnett

First round (First 2 & 2 fastest to final) (Mar 8)

Heat 1: 1, USA 3:05.53; 2, Italy 3:07.55; 3, USSR 3:08.05; (Non-qualifier) 4, Spain 3:10.92

Teams & unofficial splits where known

USA	Clifton Campbell 47.4, Willie Smith 46.5, Andrew Valmon 45.5 Antonio McKay 46.1
ITA	Marco Vaccari, Vito Petrella, Alessandro Aimar, Andrea Nuti
URS	Vyacheslav Kocheryagin, Dmitriy Golovastov, Vladimir Prosin, Valery Starodubtsev
ESP	José Antonio Gay, José Alonso, Luis Cumellas, Miguel Cuesta

Heat 2: 1, Germany 3:07.39; 2, Jamaica 3:09.02; 3, Australia 3:09.30; Trinidad & Tobago DQ

Teams & unofficial splits where known

GER	Rico Lieder 46.8, Jens Carlowitz 46.9, Karsten Just 47.5, Thomas Schönlebe 46.2
JAM	Devon Morris, Evon Clarke, Anthony Price, Howard Burnett
AUS	Paul Greene, Mark Garner, Rohan Robinson, Steven Perry
TTO	Neil de Silva, Dazel Jules, Alvin Daniel, Ian Morris

Toronto 1993

Final (Mar 13)

1,	United States	3:04.20
2,	Trinidad & Tobago	3:07.02
3,	Japan	3:07.30
4,	Canada	3:07.77
5,	Jamaica	3:08.47
	Italy	DQ (3:15.6)

The USA did not need individual champion Butch Reynolds to win comfortably with the third-quickest time in history. Trinidad claimed the silver ahead of Japan, who won their first world indoor championship medal.

Teams & unofficial splits

USA	Darnell Hall 46.38, Brian Irvin 45.68, Jason Rouser 46.62, Mark Everett 45.52
TTO	Dazel Jules 47.3, Alvin Daniel 46.3, Neil de Silva 46.5, Ian Morris 46.9
JPN	Masayoshi Kan 47.1, Seiji Inagaki 47.2, Yoshihiko Saito 46.3, Hiroyuki Hayashi 46.7
CAN	O'Brian Gibbons 47.5, Mark Graham 46.8, Dave Anderson 46.4, Byron Goodwin 47.1

JAM	Howard Davis 47.9, Anthony Price 46.5, Anthony Wallace 47.4, Devon Morris 46.7
ITA	Andrea Montanari 50.2 (fell), Vito Petrella 48.2, Fabio Grossi 49.5, Alessandro Aimar 47.7

RUS	Dmitriy Bey 47.28, Dmitriy Kosov 47.32, Dmitriy Guzov 47.36, Dmitriy Golovastov 46.89
BRA	Claudinei da Silva 48.03, Osmar dos Santos 47.17, Flavio Godoy 47.00, Geraldo Maranhão 48.30

Heat 2: 1, Jamaica 3:06.87; 2, France 3:09.50; (Non-qualifiers) 3, Italy 3:09.98; 4, Mexico 3:11.41; 5, Great Britain & NI 3:14.55

Barcelona 1995

Straight Final (Mar 12)

1,	United States	3:07.37
2,	Italy	3:09.12
3,	Japan	3:09.73
4,	Great Britain & NI	3:10.89

For the second successive championships, the USA didn't need their individual winner to take this title comfortably. Most interest centred on which of the four teams would miss out on the medals. It proved to be Great Britain, who were outkicked on the final leg by Japan. Three of the Japanese quartet had also won medals in Toronto.

Teams & unofficial splits

USA	Rod Tolbert 47.33, Calvin Davis 46.16, Tod Long 47.50, Frankie Atwater 46.38
ITA	Fabio Grossi 48.08, Andrea Nuti 46.73, Roberto Mazzoleni 47.87, Ashraf Saber 46.44
JPN	Masayoshi Kan 47.27, Seiji Inagaki 47.93, Tomonari Ono 47.30, Hiroyuki Hayashi 47.23
GBR	Guy Bullock 47.63, Paul Slythe 47.15, Mark Hylton 47.95, Allyn Condon 48.16

Paris 1997

Final (Mar 9)

1,	United States	3:04.93
2,	Jamaica	3:08.11
3,	France	3:09.68
4,	Russia	3:09.75
5,	Austria	3:11.47
6,	Japan	3:20.18

Jason Rouser's 46.78 opener for the United States might sound ordinary, but it was a key contribution. It took his team clear of the pile-up which occurred among the tightly-packed chasing group at the first changeover. Everett, a relay champion in 1993, went further away on the second stage. Japan led the chasing pack until Tamesue was accidentally tripped.

While the United States raced to victory, Jamaica went clear in second place. The home crowd roared on their squad who almost lost the baton at their second exchange and were cut up by Austria on the third leg. Mango, however, ran a beautifully-judged anchor for the French to pip Russia for the bronze. Potential winners Great Britain went out in the heats after dropping the baton.

Teams & unofficial splits

USA	Jason Rouser 46.78, Mark Everett 45.94, Sean Maye 46.02, Deon Minor 46.19
JAM	Linval Laird 48.73, Michael McDonald 47.03, Dinsdale Morgan 47.10, Greg Haughton 45.25
FRA	Pierre-Marie Hilaire 48.28, Rodrigue Nordin 47.68, Loïc Lerouge 47.52, Fred Mango 46.20
RUS	Dmitriy Bey 48.06, Ruslan Mashchenko 47.57, Dmitriy Kosov 47.35, Dmitriy Golovastov 46.77
AUT	Martin Lachkovics 48.21, Rafik Elouardi 48.23, Andreas Rechbauer 46.98, Thomas Griesser 48.05
JPN	Shunji Karube 47.61, Dai Tamesue 56.01 (fell), Shigekazu Omori 47.70, Masayoshi Kan 48.86

First round (First 2 and 2 fastest to final) (Mar 8)

Heat 1: 1, United States 3:08.03; 2, Austria 3:08.37; 3, Japan 3:08.58; 4, Russia 3:08.85; (Non-qualifier) 5, Brazil 3:10.50

Teams & unofficial splits

USA	Jason Rouser 47.15, Sean Maye 46.65, Mark Everett 46.35, Deon Minor 47.98
AUT	Martin Lachkovics 47.64, Rafik Elouardi 46.55, Andreas Rechbauer 46.52, Thomas Griesser 47.66
JPN	Shunji Karube 46.91, Dai Tamesue 47.16, Masayoshi Kan 46.95, Shigekazu Omori 47.56

Teams & unofficial splits

JAM	Garth Robinson 47.38, Michael McDonald 45.75, Dinsdale Morgan 47.10, Greg Haughton 46.64
FRA	Pierre-Marie Hilaire 47.60, Rodrigue Nordin 46.55, Loïc Lerouge 48.79, Fred Mango 46.56
ITA	Andrea Nuti 48.42, Alessandro Aimar 46.92, Ashraf Saber 47.96, Marco Vaccari 46.68
MEX	Alejandro Cárdenas 47.00, Juan Vallín 47.14, Alberto Araújo 48.96, Pedro Toledo 48.31
GBR	Guy Bullock 47.47, Richard Knowles 47.28, Sean Baldock 47.76, Adrian Patrick 52.04

Maebashi 1999

Final (Mar 7)

1,	United States	3:02.83WR
2,	Poland	3:03.01
3,	Great Britain & NI	3:03.20
4,	Jamaica	3:05.13
5,	Japan	3:06.22
6,	France	3:06.37

A fantastic race which was not spoiled by the collisions and falls which occurred in 1997. As expected, Morris put the United States into the lead. He clocked 45.85, tremendous running for the opening leg of an indoor relay. Poland, Jamaica and Britain followed.

On the second leg, Bocian put his team in front, and Poland increased their lead on the third leg, thanks to Rysiukiewicz's split of 45.77. Meanwhile, Patrick was putting Britain into medal contention. He clocked the fastest time on the third stage (45.39) to overtake Jamaica.

Maćkowiak and Campbell set off so quickly on the anchor stage that they left the new World Indoor Champion Baulch with an impossible task after their first lap. Campbell latched on to Maćkowiak, and, holding his blue baton by the tip, stole past at the finish to win for the US in a world record of 3:02.83. The American's split of 44.75 was the fastest of the race.

Teams & unofficial splits

USA	Andre Morris 45.85, Dameon Johnson 46.18, Deon Minor 46.05, Milton Campbell 44.75
POL	Piotr Haczek 46.42, Jacek Bocian 45.43, Piotr Rysiukiewicz 45.77, Robert Maćkowiak 45.39
GBR	Allyn Condon 47.30, Solomon Wariso 45.73, Adrian Patrick 45.39, Jamie Baulch 44.78
JAM	Michael McDonald 47.03, Danny McFarlane 45.56, Linval Laird 46.65, Roxbert Martin 45.89
JPN	Kazuhiro Takahashi 47.37, Jun Osakada 46.33, Masayoshi Kan 46.41, Shunji Karube 46.11
FRA	Marc Foucan 47.53, Emmanuel Front 46.45, Bruno Wavelet 46.64, Fred Mango 45.75

First round (First 2 & 2 fastest to final) (Mar 6)

Heat 1: 1, Poland 3:04.25; 2, Japan 3:05.90; 3, Great Britain & NI 3:06.34; (Non-qualifier) 4, Spain 3:15.94

Teams & unofficial splits

POL	Piotr Rysiukiewicz 47.24, Piotr Haczek 45.89, Jacek Bocian 45.78, Robert Maćkowiak 45.34
JPN	Kazuhiro Takahashi 46.69, Jun Osakada 46.27, Masayoshi Kan 46.98, Shunji Karube 45.96
GBR	Allyn Condon 47.09, Sean Baldock 46.96, Adrian Patrick 46.45, Solomon Wariso 45.84
ESP	Andrés Martínez 48.83, Antonio Andrés 48.37, Juan Vicente Trull 48.94, David Canal 49.80

Heat 2: 1, United States 3:08.41; 2, Jamaica 3:08.90; 3, France 3:09.27; (Non-qualifier) 4, Austria 3:09.30

Teams & unofficial splits

USA	Andre Morris 46.03, Dameon Johnson 46.48, Deon Minor 49.21, Khadevis Robinson 46.69
JAM	Michael McDonald 47.53, Linval Laird 47.55, Sanjay Ayre 47.96, Danny McFarlane 45.86
FRA	Marc Foucan 47.24, Emmanuel Front 46.66, Christophe Cheval 48.87, Bruno Wavelet 46.50
AUT	Martin Lachkovics 47.67, Andreas Rechbauer 47.33, Hans-Peter Welz 48.16, Christoph Pöstinger 46.14

Lisbon 2001

Final (Mar 11)

1, Poland	3:04.47
2, Russia	3:04.82
3, Jamaica	3:05.45
4, Great Britain & NI	3:09.21
5, Nigeria	3:16.53
(2,) United States	DQ (r41.1) (3:04.64)

By halfway, the United States seemed to be heading for a runaway victory thanks to sub-46 legs by Campbell and Byrd. Their third man was 800m specialist Gray, and though he stayed in front, Poland, Jamaica and Russia closed the gap before the final changeover. The Poles were fielding the same quartet which had won silvers in 1999.

Young, the US anchor, could not shake off his pursuers. Maćkowiak and Semyonov, both renowned relay runners, were close behind on the final backstraight. The Russian was in third place and it was he who kicked first, but Maćkowiak had the same idea and crept up to Young's shoulder on the last bend then flashed past in the home-straight. The Pole therefore made amends for 1999, when he had been the one overtaken in the closing stages.

In 2003 it was confirmed that Young had committed a doping violation in June 1999 and all his performances until June 2001 – including at Lisbon – were annulled. So Russia were promoted to silver with Jamaica third.

Teams & unofficial splits

POL	Piotr Rysiukiewicz 46.47, Piotr Haczek 45.99, Jacek Bocian 46.43, Robert Maćkowiak 45.58
RUS	Aleksandr Ladeyshchikov 46.81, Ruslan Mashchenko 45.69, Boris Gorban 46.40, Andrey Semyonov 45.92
JAM	Michael McDonald 47.04, Davian Clarke 45.42, Michael Blackwood 46.96, Danny McFarlane 46.03
GBR	Mark Hylton 48.21, Du'aïne Thorne-Ladejo 46.75, Matt Elias 46.62, Daniel Caines 47.63
NGR	Jude Monye 47.57, Fidelis Gadzama 47.84, Sunday Bada 47.59, Enefiok Udo-Obong 53.53
USA	Milton Campbell 45.84, Leonard Byrd 45.95, Trinity Gray 46.62, Jerome Young DQ (r40.8) (46.23)

First Round (First 2 & 2 fastest to final) (Mar 10)

Heat 1: 1, Poland 3:06.33; 2, Great Britain & NI 3:07.57; (Non-qualifier) 3, Kuwait 3:14.14; (2,) United States (DQ) (r41.1) (3:06.39)

Teams & unofficial splits

POL	Piotr Rysiukiewicz 46.73, Piotr Haczek 46.88, Jacek Bocian 46.79, Robert Maćkowiak 45.93
GBR	Matt Elias 47.33, Paul Slythe 46.74, Mark Brown 47.25, Du'aïne Thorne-Ladejo 46.25
KUW	Khaled Al-Johar 48.42, Bader Al-Felel 48.00, Meshaal Al-Harbi 49.38, Fawzi Al-Shammari 48.34
USA	James Davis 46.99, Leonard Byrd 46.41, Jerome Young DQ (r40.8) (46.64), Trinity Gray 46.35

Heat 2: 1, Russia 3:08.14; 2, Jamaica 3:08.29; 3, Nigeria 3:09.76; (Non-qualifier) 4, Greece 3:10.16

Teams & unofficial splits

RUS	Aleksandr Ladeyshchikov 47.32, Ruslan Mashchenko 46.66, Dmitriy Forshev 47.27, Andrey Semyonov 46.89
JAM	Michael McDonald 46.95, Davian Clarke 47.01, Michael Blackwood 47.31, Greg Haughton 47.02
NGR	Jude Monye 47.13, Fidelis Gadzama 47.87, Sunday Bada 47.16, Enefiok Udo-Obong 47.60
GRE	Yórgos Ikonómídis 48.30, Dimitrís Yíepos 47.80, Yórgos Doúpis 47.27, Steliós Dimótsios 46.79

Birmingham 2003

Final (Mar 16)

1, Jamaica	3:04.21
2, Great Britain & NI	3:06.12
3, Poland	3:06.61
(1,) United States	DQ (r40.8) (3:04.09)
Russia	DQ (r170.8)

Spain and the Bahamas were disqualified in the heats, meaning that only five teams contested the final. The United States led all the way with special credit to the 1999 and 2001 individual silver medallist

Milton Campbell. He put his team 10m ahead with a 45.10 on stage three. Also on that leg, Blackwood put Jamaica ahead of Britain, for whom Caines almost dropped the baton at the last changeover.

On the anchor leg, Washington started with a big advantage over Jamaica. It was only two and-a-half hours after his individual win, and the renowned relay performer Davian Clarke (45.24) closed right up on the new champion. However, Washington (46.47) held on for victory. The winning quartet were all aged 26.

In early 2009 the IAAF received official notification from USA Track & Field that Jerome Young admitted to doping violations from 1999 to 2003. His results in 1999-2001 and from 2004 – including the world indoor relay silver – had already been annulled after Young had failed doping control tests. The latest revelation meant that his results in 2002 and 2003 were also cancelled, so in this case, the golds went to Jamaica from Britain and Poland – the only three teams entered not to be disqualified.

Teams & unofficial splits where known:

JAM	Lueroy Colquhoun 46.69, Danny McFarlane 46.45, Michael Blackwood 45.83, Davian Clarke 45.24
GBR	Jamie Baulch 46.59, Tim Benjamin 46.40, Cori Henry 46.69, Daniel Caines 46.44
POL	Rafal Wieruszewski 46.71, Grzegorz Zajackowski 47.51, Marcin Marciszyn 47.19, Marek Plawgo 45.20
RUS	Oleg Mishukov 47.6, Aleksandr Usov 46.5, Andrey Rudnitskiy, Dmitriy Bogdanov
USA	James Davis 46.21, Jerome Young 46.31, Milton Campbell 45.10, Tyree Washington 46.47

First round (First 2 & 2 fastest to final) (Mar 15)

Heat 1: 1, Jamaica 3:06.46; 2, Great Britain & NI 3:06.60; United States DQ (r41.1) (3:04.17) qualified for semi-final but disqualified in retrospect

Teams & unofficial splits:

JAM	Lueroy Colquhoun 46.57, Danny McFarlane 46.08, Kemel Thompson 47.04, Michael Blackwood 46.77
GBR	Mark Hylton 47.25, Jared Deacon 46.22, Tim Benjamin 46.47, Cori Henry 46.66
USA	James Davis 45.89, Derrick Brew 46.33, Milton Campbell 45.81, Jerome Young DQ (r40.8) (46.14)

Heat 2: 1, Russia 3:08.71; 2, Poland 3:16.10; (Non-qualifiers) Bahamas DQ (r170.8) (3:10.60); Spain DQ (r163.2) (3:10.75)

Teams & unofficial splits:

RUS	Oleg Mishukov 47.65, Dmitriy Golovostov 48.12, Andrey Rudnitskiy 46.76
POL	Rafal Wieruszewski 47.67, Artur Gasiewski 52.18 (fell), Marcin Marciszyn 47.72
BAH	Troy McIntosh 48.69, Avarid Moncur 46.81, Carl Oliver 47.69, Timothy Munnings 47.41
ESP	Salvador Rodríguez 47.07, Daniel Ruiz 48.32, Alberto Martínez 47.17, Artzai Morante 47.59

Budapest 2004

Final (Mar 7)

1, Jamaica	3:05.21
2, Russia	3:06.23
3, Ireland	3:10.44
4, Switzerland	3:12.62
5, Bahamas	3:17.57
United States	DQ (r170.13) (3:06.96)

Jamaica led at the first changeover, then that master indoor performer Milton Campbell put the USA narrowly ahead by halfway. Bahamas had been contesting the bronze with Russia until Munnings fell over on the second stage. On leg three, McDonald went ahead, then Mendel responded to put the US in front again approaching the anchor. Herring set off and turned to receive the baton but could not get a hold. The exhausted Mendel then fell, still with his baton which bounced free on to the track. It was retrieved by Herring who set off in third place, but his team was disqualified because the runner who drops a baton (in this case Mendel) must be the one top pick it up. Meanwhile Jamaica ran out easy winners from Russia and Ireland, who originally thought they had placed fourth behind the USA.

Spare a thought for Milton Campbell, who had ran brilliantly for the United States in three successive world indoor relay finals, yet was disqualified each time through no fault of his own.

Teams & unofficial splits

JAM	Greg Haughton 46.42, Lueroy Colquhoun 46.36, Michael McDonald 46.49, Davian Clarke 45.94
RUS	Dmitriy Forshev 47.61, Boris Gorban 46.35, Andrey Rudnitskiy 45.94, Aleksandr Usov 46.33
IRL	Robert Daly 47.79, Gary Ryan 48.00, David Gillick 47.74, David McCarthy 46.91
SUI	Alain Rohr 47.85, Cédric El-Idrissi 48.02, Martin Leiser 48.27, Andreas Oggenfuss 48.48
BAH	Chris Brown 47.31, Timothy Munnings 50.76, Andretti Bain 48.63, Dennis Darling 50.87
USA	James Carter 46.64, Milton Campbell 46.12, Joe Mendel 46.39, Godfrey Herring 47.81

First round (First 2 & 2 fastest to final) (Mar 7)

Heat 1: 1, United States 3:07.58; 2, Russia 3:07.60; 3, Bahamas 3:08.76; (Non-qualifiers) 4, Ireland 3:08.83; 5, Spain 3:10.95

Teams & unofficial splits

USA	James Carter 47.12, LaBronze Garrett 46.79, Jabari Pride 47.29, Godfrey Herring 46.38
RUS	Andrey Rudnitskiy 47.24, Boris Gorban 46.57, Aleksandr Usov 47.15, Dmitriy Forshev 46.64
BAH	Dennis Darling 47.83, Troy McIntosh 47.46, Timothy Munnings 47.31, Chris Brown 46.16
IRL	Robert Daly 47.96, Gary Ryan 47.66, David Gillick 47.02, David McCarthy 46.19
ESP	Salvador Rodríguez 48.54, David Canal 47.58, Alberto Martínez 47.18, Luis Flores 47.65

Heat 2: 1, Jamaica 3:08.70; 2, Switzerland 3:09.04; (Non-qualifiers) 3, Germany 3:09.26; 4, France 3:10.00; 5, Poland 3:10.33; 6, Hungary 3:12.20

Teams & unofficial splits

JAM	Richard James 48.13, Sanjay Ayre 47.31, Lueroy Colquhoun 46.70, Michael McDonald 46.56
SUI	Alain Rohr 47.07, Cédric El-Idrissi 47.15, Martin Leiser 47.87, Andreas Oggenfuss 46.95
GER	Bastian Swillims 48.42, Ruwen Faller 46.37, Henning Kuschewitz 47.71, Sebastian Gatzka 46.76
FRA	Rémi Wallard 48.42, Martial Yapo 47.38, Florent Lacasse 47.13, Olivier Galy 47.07
POL	Piotr Długosielski 48.89, Daniel Dabrowski 46.92, Piotr Klimczak 47.69, Artur Gasiewski 46.83
HUN	Dávid Csesznegi 48.90, László Szabó 47.89, Ákos Dezső 48.67, Zsolt Szeplet 46.74

Moscow 2006**Final (Mar 12)**

1,	United States	3:03.24
2,	Poland	3:04.67
3,	Russia	3:06.91
4,	Sweden	3:07.32
5,	Dominican Republic	3:08.47
6,	France	3:09.55

The USA ran 3:03.66 in the heats, more than two seconds faster than any other team, to establish their credentials as favourites. Washington established a seven-metre lead for the USA with his excellent opening leg of 45.71, and was followed by Merritt (45.65) and Campbell (45.76). The three fastest legs of the race ensured a 15m lead over Poland when Spearmon took over the baton, and while Klimczak was able to close slightly on Spearmon, the Americans were never in trouble. They finished in 3:03.24, the sixth-fastest time ever.

Defending champions Jamaica were eliminated in the heats after being involved in two collisions.

Teams & unofficial splits

USA	Tyree Washington 45.71, LaShawn Merritt 45.65, Milton Campbell 45.76, Wallace Spearmon 46.12
POL	Daniel Dabrowski 46.56, Marcin Marciszyn 45.99, Rafal Wieruszewski 46.17, Piotr Klimczak 45.95
RUS	Konstantin Svechkar 47.29, Aleksandr Derevyagin 46.63, Yevgeniy Lebedev 47.01, Dmitriy Petrov 45.98
SWE	Joni Jaako 47.53, Johan Wissman 46.46, Andreas Mokdasi 47.14, Mattias Claesson 46.19
DOM	Arismendy Peguero 46.62, Danis García 48.41, Juan Betances 47.49, Carlos Santa 45.95
FRA	Brice Panel 47.59, Sébastien Maillard 47.92, Teddy Venel 47.00, Fadil Bellaabouss 47.04

First round (First 2 & 2 fastest to final) (Mar 12)

Heat 1: 1, Russia 3:08.02; 2, France 3:08.06; (Non-qualifiers) 3, Spain 3:08.07; 4, Ukraine 3:09.46; 5, Romania 3:13.93; Jamaica DNF

Teams & unofficial splits

RUS	Konstantin Svechkar 47.52, Andrey Polukeyev 47.06, Aleksandr Derevyagin 46.79, Yevgeniy Lebedev 46.65
FRA	Brice Panel 47.59, Sébastien Maillard 47.30, Teddy Venel 46.72, Fadil Bellaabouss 46.45
ESP	Ezquerro Santiago 48.47, David Canal 46.68, Salvador Rodríguez 46.51, David Testa 46.41
UKR	Mikhail Knysch 48.50, Volodymyr Demchenko 46.91, Vitaliy Dubonosov 46.63, Aleksey Rachkovsky 47.42
ROU	Florin Suciú 47.52, Vasile Bobos 50.80, Alexandru Mardan 49.06, Ioan Vieru 46.55
JAM	DeWayne Barrett 48.33, Ricardo Williams 49.85, Sanjay Ayre 46.99, Lanceford Spence DNF

Heat 2: 1, United States 3:03.66; 2, Poland 3:06.10; 3, Sweden 3:07.10; 4, Dominican Republic 3:07.87; Bahamas DNF

Teams & unofficial splits

USA	James Davis 46.70, Obra "O. J." Hogans 45.46, Tyree Washington 45.57, Wallace Spearmon 45.93
POL	Paweł Ptak 46.97, Piotr Klimczak 46.26, Piotr Kędzia 46.63, Rafal Wieruszewski 46.24
SWE	Joni Jaako 47.02, Johan Wissman 47.08, Andreas Mokdasi 46.81, Mattias Claesson 46.19
DOM	Arismendy Peguero 46.88, Yoel Tapia 47.54, Pedro Mejia 47.02, Carlos Santa 46.43
BAH	Dennis Darling 46.81, Troy McIntosh 46.63, Timothy Munnings 47.19, Nathaniel McKinney DNF

Valencia 2008**Final (Mar 9)**

1,	United States	3:06.79
2,	Jamaica	3:07.69
3,	Dominican Republic	3:07.77
4,	Poland	3:08.76
5,	Great Britain & NI	3:09.21
6,	Russia	3:15.38

One of the leading contenders, the Bahamas, dropped the baton at the first exchange in the heats. Russia led after the first leg in the final (Denis Alekseyev 46.98), then was overtaken by Jamaal Torrance (45.73) on the second stage. The US led by a metre at the second changeover, but Russia's Dyldin then tripped, leaving the way clear for the Americans to win easily. Eight metres behind the Americans, Jamaica won the battle for silver ahead of the Dominican Republic with DeWayne Barrett anchoring in 46.12 ahead of Yoel Tapia's 46.28.

Teams & unofficial splits

USA	James Davis 47.42, Jamaal Torrance 45.73, Greg Nixon 46.99, Kelly Willie 46.65
JAM	Michael Blackwood 47.64, Edino Steele 46.89, Adrian Findlay 47.04, DeWayne Barrett 46.12
DOM	Arismendy Peguero 46.91, Carlos Santa 46.54, Pedro Mejia 48.04, Yoel Tapia 46.28
POL	Piotr Kędzia 47.63, Piotr Klimczak 46.73, Wojciech Chybiński 47.51, Grzegorz Sobiński 46.89
GBR	Steven Green 48.26, Richard Buck 46.93, Dale Garland 47.68, Robert Tobin 46.34
RUS	Denis Alekseyev 46.98, Anton Kokorin 46.30, Maksim Dyldin 54.57 (tripped), Yuriy Borzakovskiy 47.53

First round (First 2 & 2 fastest to final) (Mar 9)

Heat 1: 1, United States 3:08.07; 2, Russia 3:08.17; 3, Great Britain & NI 3:08.21; (Non-qualifiers) 4, Bahamas 3:11.77; 5, Liberia 3:12.14

Teams & unofficial splits

USA	James Davis 47.35, Kelly Willie 47.03, Joel Stallworth 47.01, Jamaal Torrance 46.68
RUS	Denis Alekseyev 47.18, Vladislav Frolov 47.21, Ivan Buzolin 47.09, Anton Kokorin 46.69
GBR	Steven Green 47.73, Richard Buck 47.07, Dale Garland 46.61, Robert Tobin 46.80
BAH	Andrae Williams 47.73, Nathaniel McKinney 50.04 (baton dropped), Douglas Lynes-Bell 47.09, Michael Mathieu 46.55
LBR	Bobby Young 48.33, Hafiz Greigre 48.78, Marvin Lewis 47.48, Siraj Williams 47.55

Heat 2: 1, Dominican Republic 3:09.77; 2, Poland 3:09.81; 3, Jamaica 3:09.81; (Non-qualifiers) 4, Spain 3:09.93; 5, Australia 3:12.69

Teams & unofficial splits

DOM	Carlos Santa 47.61, Arismendy Peguero 47.70, Pedro Mejia 48.00, Yoel Tapia 46.46
-----	--

POL	Piotr Kędzia 48.07, Piotr Klimczak 46.49, Grzegorz Zajackowski 47.81, Wojciech Chybiński 47.44
JAM	Michael Blackwood 47.60, Edino Steele 47.10, Aldwyn Sappleton 48.26, Adrian Findlay 46.87
ESP	Mark Ujakpor 48.29, Antonio Manuel Reina 46.84, Luis Flores 47.90, Marc Orozco 46.90
AUS	Daniel Batman 47.89, Joel Milburn 46.80, Mark Ormrod 51.18 (baton dropped), Dylan Grant 46.82

Doha 2010

Final (Mar 14)

1,	United States	3:03.40
2,	Belgium	3:06.94
3,	Great Britain & NI	3:07.52
	Dominican Republic	DQ (r217.5)
	Bahamas	DNF
	Jamaica	DNF

The USA's strength in depth was demonstrated by the fact that they did not need world indoor record holder Kerron Clement in the final. Clement anchored his team to an easy win in the heats. In the final a team without Clement gained a 10m lead by the first changeover thanks to Torrence. Bahamas and Jamaica followed, but then both their men on stage two were struck by injury. The US lead doubled at halfway and thanks to Tate's 45.41, this increased to 30m by the time anchorman Jackson got the baton. There was a tight battle for the other medals between Belgium, Great Britain and Dominican Republic. Jonathan Borlée's 46.19 got silver for Belgium as Britain overtook the Dominican Republic on the homestretch, though the Dominicans were disqualified anyway for an illegal baton change. Russia also had bad luck when Antmanis dropped the baton in the heats; Buryak ran a phenomenal 45.48 to make up almost all the ground necessary to advance to the final.

Teams & unofficial splits where known

USA	Jamaal Torrance 45.75, Greg Nixon 46.04, Tavaris Tate 45.41, Bershawn Jackson 46.20
BEL	Cedric van Branteghem 46.87, Kévin Borlée 46.69, Antoine Gillet 47.19, Jonathan Borlée 46.19
GBR	Conrad Williams 47.08, Nigel Levine 46.89, Chris Clarke 46.90, Richard Buck 46.65
DOM	Arismendy Peguero 47.06, Alvin Harrison 47.33, Félix Sánchez 46.82, Yoel Tapia -
BAH	Michael Mathieu 46.67, Andretti Bain, Sean Pickstock, Chris Brown
JAM	Edino Steele 46.90, Sanjay Ayre, Lancford Davis, Ricardo Chambers

First round (First 2 & 2 fastest to final) (Mar 13)

Heat 1: 1, United States 3:05.78; 2, Jamaica 3:06.03; 3, Dominican Republic 3:06.30; 4, Great Britain & NI 3:09.59; (Non-qualifiers) 5, Czech Republic 3:09.76; 6, Ireland 3:13.00

Teams & unofficial splits where known

USA	Greg Nixon 46.63, LeJerald Betters 46.66, Tavaris Tate 45.67, Kerron Clement 46.82
JAM	Edino Steele 46.37, Sanjay Ayre 47.35, Lancford Davis 45.97, Ricardo Chambers 46.34
DOM	Arismendy Peguero 46.87, Alvin Harrison 46.83, Félix Sánchez 46.41, Yoel Tapia 46.19
GBR	Conrad Williams 46.96, Nigel Levine 47.16, Luke Lennon-Ford 48.43, Chris Clarke 47.04
CZE	Jiří Vojtík 48.16, Josef Prorok 46.93, Pavel Jiráň 47.62, Theodor Jareš 47.05
IRL	Nick Hogan 49.26, Brian Gregan 46.77, Brian Murphy 47.90, Billy Ryan 49.07

Heat 2: 1, Belgium 3:08.84; 2, Bahamas 3:09.68; (Non-qualifiers) 3, Russia 3:09.86; 4, Poland 3:09.86; 5, France 3:11.40; Botswana DQ (r170.8)

Teams & unofficial splits where known

BEL	Jonathan Borlée 46.96, Antoine Gillet 48.19, Nils Duerinck 47.39, Kévin Borlée 46.30
BAH	Michael Mathieu 47.22, Sean Pickstock 47.79, Juan Lewis 47.46, Andretti Bain 47.21
RUS	Maksim Dylidin 47.24, Valentin Kruglyakov 47.88, Vladimir Antmanis 49.26 (dropped baton), Dmitry Buryak 45.48
POL	Piotr Klimczak 47.36, Marcin Sobiech 47.99, Marcin Marcinişzyn 46.97, Kamil Budziejewski 47.54
FRA	Richard Maunier 48.63, Yannick Fonsat 47.97, Hugo Grillas 46.96, Nicolas Fillon 47.84
BOT	Pako Seribe 48.01, Isaac Makwala 47.75, Thapelo Ketlogetswe 47.82, Sakaria Kamberuka -

Istanbul 2012

Final (Mar 11)

1,	United States	3:03.94
2,	Great Britain & NI	3:04.72
3,	Trinidad and Tobago	3:06.85
4,	Russia	3:07.35
5,	Spain	3:10.01
6,	Poland	3:11.86

In the final, Britain led until the second lap of the third leg when Mitchell overtook Bingham. The US went on to win again, but Britain protested that the US anchorman Roberts had illegally moved in front of Buck in the queue of waiting runners before the final changeover. It did look that way, and the referee officially disqualified the Americans. A result sheet showing this was issued as the stadium emptied at the end of the championships.

On a US appeal, it was then judged that the third US runner Mitchell had overtaken his British counterpart as they entered the last bend. IAAF rule 217.5 stated that waiting athletes should be in the order of the incoming runners at that point. The US appeal was accepted and about two hours after the end of the race, they were confirmed as winners.

Potential champions Bahamas had to scratch from their heat because they did not have enough reserves to replace Demetrius Pinder and Chris Brown, who were contesting the individual final on the same day.

Teams & unofficial splits

USA	Frankie Wright 46.54, Calvin Smith 45.69, Manteo Mitchell 45.71, Gil Roberts 46.00
GBR	Conrad Williams 46.23, Nigel Levine 45.86, Michael Bingham 46.74, Richard Buck 45.89
TTO	Lalonde Gordon 47.97, Rennie Quow 45.42, Jereem Richards 47.26, Jarrin Solomon 46.20
RUS	Sergey Petukhov 47.45, Valentin Kruglyakov 45.92, Semen Golubev 46.87, Vladislav Frolov 47.11
ESP	Mark Ujakpor 47.10, David Testa 47.20, Samuel Garcia 47.70, Xavier Carrión 48.01
POL	Jakub Krzewina 46.87, Marcin Marcinişzyn 46.28, Grzegorz Sobiński 47.00, Łukasz Krawczuk 51.71

First round (First 2 & 2 fastest to final) (Mar 10)

Heat 1: 1, United States 3:07.47; 2, Spain 3:10.51; (Non-qualifiers) 3, Venezuela 3:11.11; 4, Turkey 3:11.28; 5, Botswana 3:13.21; Bahamas DNS

Teams & unofficial splits

USA	Frankie Wright 46.79, Jamaal Torrance 46.67, Manteo Mitchell 47.17, Quentin Iglehart-Summers 46.84
ESP	Mark Ujakpor 47.76, David Testa 47.08, Samuel Garcia 47.65, Xavier Carrión 48.02
VEN	José Acevedo 47.76, Omar Longart 47.60, Alberto Aguilar 48.22, Freddy Mezones 47.53
TUR	Ali Ekber Kaya 47.96, Halit Kiliç 48.17, Mehmet Güzel 48.36, Yavuz Can 46.79
BOT	Thapelo Ketlogetswe 48.61, Isaac Makwala 47.65, Pako Seribe 49.41, Zacharia Kamberuka 47.54
BAH	Michael Mathieu, Sean Pickstock, Jameson Strachan, Demetrius Pinder

Heat 2: 1, Great Britain & NI 3:07.45; 2, Poland 3:07.99; 3, Trinidad and Tobago 3:08.32; 4, Russia 3:08.43; (Non-qualifiers) 5, Ukraine 3:08.92; 6, Czech Republic 3:09.46

Teams & unofficial splits

GBR	Conrad Williams 46.51, Luke Lennon-Ford 47.49, Michael Bingham 47.08, Richard Buck 46.37
POL	Jakub Krzewina 47.02, Marcin Marcinişzyn 47.26, Grzegorz Sobiński 47.25, Łukasz Krawczuk 46.46
TTO	Lalonde Gordon 46.81, Rennie Quow 47.10, Jereem Richards 48.10, Jarrin Solomon 46.31
RUS	Sergey Petukhov 47.43, Valentin Kruglyakov 47.17, Semen Golubev 47.31, Vladislav Frolov 46.52
UKR	Myhaylo Knysch 47.87, Volodymyr Burakov 47.16, Dmytro Bikulov 47.37, Yevhen Hutsol 46.52
CZE	Josef Prorok 47.68, Petr Lich 47.52, Václav Barák 47.66, Theodor Jareš 46.60

4 x 400 METRES RELAY

Multiple Medallists:

3	Greg Haughton	JAM	97-2, 01-2h2, 04-1
	Michael McDonald	JAM	97-2, 01-3, 04-1
	Piotr Rysiukiewicz	POL	99-2, 01-1, 03-2h2
	Davian Clarke	JAM	01-3, 03-1, 04-1
	Michael Blackwood	JAM	01-3, 03-1, 08-2
	Jamaal Torrance	USA	08-1, 10-1, 12-1h1
2	24 men		

Most Finals:

4	Masayoshi Kan McDonald	JPN	93-3, 95-3, 97-6, 99-5 97-2, 99-4, 01-3, 04-1
---	---------------------------	-----	--

Most Appearances:

5	Milton Campbell	USA	99-1, 01-dq, 03-dq, 04-dq, 06-1
---	-----------------	-----	---------------------------------

National Placings:

	1	2	3	4	5	6	7	8	Points
USA	8	1	-	-	-	-	-	-	71
JAM	2	2	1	1	1	1	-	-	48
GBR	-	2	2	2	1	-	-	-	40
POL	1	2	1	1	-	1	-	-	36
RUS	-	2	1	2	-	1	-	-	33
JPN	-	-	2	-	1	1	-	-	19
ITA	-	1	1	-	-	-	-	-	13
TRI	-	1	1	-	-	-	-	-	13
FRA	-	-	1	-	-	2	-	-	12
DOM	-	-	1	-	1	-	-	-	10
GER	1	-	-	-	-	-	-	-	8
BEL	-	1	-	-	-	-	-	-	7
IRL	-	-	1	-	-	-	-	-	6
AUS	-	-	-	1	-	-	-	-	5
CAN	-	-	-	1	-	-	-	-	5
SUI	-	-	-	1	-	-	-	-	5
SWE	-	-	-	1	-	-	-	-	5
AUT	-	-	-	-	1	-	-	-	4
BAH	-	-	-	-	1	-	-	-	4
ESP	-	-	-	-	1	-	-	-	4
NGR	-	-	-	-	1	-	-	-	4
URS	-	-	-	-	1	-	-	-	4
Totals	12	12	12	10	9	6	0	0	356

Medley Relay

Toronto 1993

Straight Final (800m, 200m, 200m, 400m) (Mar 14: Non-championship)

1,	United States	3:15.10
2,	Brazil	3:16.11
3,	Canada	3:16.93

Another easy win for the USA, whose team included three new Toronto champions. Their time beat the previous world best by 3.6.

Teams & unofficial splits

USA	Mark Everett 1:48.4, James Trapp 20.2, Kevin Little 20.7, Butch Reynolds 45.8
BRA	Gilmar dos Santos 1:48.6, André da Silva 20.8, Sidnei Telles 20.3, Eronilde de Araújo 46.4
CAN	Freddie Williams 1:48.6, Ricardo Greenidge 21.2, Peter Ogilvie 21.1, Mark Jackson 46.0



WOMEN

60 Metres

Paris 1985

Final (Jan 19: Non-championship)

1,	Silke Gladisch	GDR	7.20
2,	Heather Oakes	GBR	7.21
3,	Christelle Bulteau	FRA	7.34
4,	Lyudmila Kondratyeva	URS	7.36
5,	Kim Robertson	NZL	7.43
6,	Gillian Forde	TTO	7.59

Oakes – an Olympic 100m finalist in both 1980 and 1984 – surprisingly defeated East German favourite Gladisch in the semi-finals. Gladisch had the better start in the final and held on to win by 0.01.

First round (First 3 & 3 fastest to semi-finals) (Jan 19)

Heat 1: 1, Gladisch 7.39; 2, Robertson 7.45; 3, Forde 7.50; 4, Samaha 7.81; 5, Baez 7.82

Heat 2: 1, Bulteau 7.36; 2, Kondratyeva 7.42; 3, Flores 7.70; 4, Seittl 7.75

Heat 3: 1, Oakes 7.36; 2, Taylor 7.65; 3, Shen 7.79; 4, Elma Muros PHI 7.99; 5, Hikmat Bartouche PRY 8.91

Semi-finals (First 3 to final) (Jan 19)

Heat 1: 1, Kondratyeva 7.33; 2, Bulteau 7.35; 3, Robertson 7.43; 4, Alejandra Flores MEX 7.67; 5, Sabine Seittl AUT 7.71; Maria Baez DOM DNS

Heat 2: 1, Oakes 7.23; 2, Gladisch 7.24; 3, Forde 7.51; 4, Angella Taylor CAN 7.52; 5, Shen Shu-Foog TPE 7.64; 6, Noha Samaha LIB 7.93

Indianapolis 1987

Final (Mar 6)

1,	Nelli Cooman	NED	7.08
2,	Aneliya Nuneva	BUL	7.10
3,	Angela Bailey	CAN	7.12
4,	Merlene Ottey	JAM	7.13
5,	Michelle Finn	USA	7.19
6,	Els Vader	NED	7.23
7,	Dianne Holden	AUS	7.43
(2.)	Angella Issajenko	CAN	DQ (7.08)

Canada had high hopes of duplicating Ben Johnson's 60m success in the women's sprint, as Issajenko had recently lowered the world 50m record. European Champion Cooman got the best start but appeared to be caught by Issajenko just before the line. However, the official result was announced as a narrow victory by the Dutchwoman.

Canada protested in vain over the result, and Cooman was regarded as a lucky winner ... until the Canadian's performance was later annulled by the IAAF Council. Issajenko, like Ben Johnson, had admitted to drug-taking at the time of the championships.

First round (First 3 & 4 fastest to semi-finals) (Mar 6)

Heat 1: 1, Bailey 7.21; 2, Cuthbert 7.28; 3, Ubah 7.40; 4, Shumann 7.72; 5, Deborah Bell ARG 7.85

Heat 2: 1, Hoyte 7.31; 2, Holden 7.37; 3, Iheagwam 7.54; 4, Kristjónsdóttir 7.67; 5, Dunrod 7.81; 6, Janet Montas DOM 8.07

Heat 3: 1, Cooman 7.06; 2, Ottey 7.27; 3, Finn 7.30; 4, Acii Oliver UGA 7.98; 5, Noha Samaha LIB 8.19; 6, Rosella Tarolo ITA 8.43; Issajenko DQ (7.10)

Heat 4: 1, Nuneva 7.16; 2, Vader 7.29; 3, Grossenbacher 7.56; 4, Martha Soraima AHO 7.89; Joyce Odhiambo KEN DNS

Semi-finals (First 4 to final) (Mar 6)

Heat 1: 1, Cooman 7.11; 2, Ottey 7.14; 3, Bailey 7.17; 4, Finn 7.21; 5, Wendy Hoyte GBR 7.33; 6, Martha Grossenbacher SUI 7.54; 7, Tina Iheagwam NGR 7.62; Diana Dunrod SKN DNS

Heat 2: 1, Nuneva 7.10; 2, Vader 7.28; 3, Holden 7.32; 4, Rufina Ubah NGR 7.39; 5, Juliet Cuthbert JAM 7.48; 6, Svanhildur Kristjónsdóttir ISL 7.76; 7, Christa Shumann GUA 7.79; Issajenko DQ (7.15)

Budapest 1989

Final (Mar 3)

1,	Nelli Cooman	NED	7.05
2,	Gwen Torrence	USA	7.07
3,	Merlene Ottey	JAM	7.10

4,	Liliana Allen	CUB	7.16
5,	Laurence Bily	FRA	7.19
6,	Ulrike Savari	FRG	7.29

Fresh from her fifth European indoor title, Cooman retained her world title in the face of a strong closing challenge from Torrence.

First round (Winner & 7 fastest to semi-finals) (Mar 3)

Heat 1: 1, Cooman 7.17; 2, Allen 7.28; 3, Meryem Oumezdi MAR 7.64; 4, Sibel Dündar TUR 7.93

Heat 2: 1, Ottey 7.30; 2, Hanhijoki 7.34; 3, Tröger 7.39; 4, Orit Kolodni ISR 7.80; 5, Sara Rossini SMR 8.18

Heat 3: 1, Rashchupkina 7.27; 2, Finn 7.29; 3, Riquelme 7.40; 4, Keturah Anderson CAN 7.59; 5, Kinah Chikontwe ZAM 8.38

Heat 4: 1, Torrence 7.22; 2, Sarvari 7.31; 3, Patoulidou 7.49; 4, Éva Barati HUN 7.50; 5, Elma Muros PHI 7.54

Heat 5: 1, Bily 7.31; 2, Lalao Ravaonirina MAD 7.55; 3, Éva Hargitai HUN 7.68; 4, Diana Yankey GHA 7.79

Semi-finals (First 3 to final) (Mar 3)

Heat 1: 1, Cooman 7.09; 2, Allen 7.15; 3, Bily 7.17; 4, Sisko Hanhijoki FIN 7.28; 5, Michelle Finn USA 7.30; 6, Paraskevi Patoulidou GRE 7.47

Heat 2: 1, Torrence 7.10; 2, Ottey 7.13; 3, Sarvari 7.24; 4, Eusebia Riquelme CUB 7.25; 5, Nadezhda Raschupkina URS 7.27; 6, Sabine Tröger AUT 7.57

Seville 1991

Final (Mar 8)

1,	Irina Sergeyeva	URS	7.02	0.150
2,	Merlene Ottey	JAM	7.08	0.146
3,	Liliana Allen	CUB	7.12	0.176
4,	Gwen Torrence	USA	7.13	0.159
5,	Pauline Davis	BAH	7.16	0.199
6,	Katrin Krabbe	GER	7.20	0.156
7,	Michelle Finn	USA	7.23	0.153
8,	Sisko Hanhijoki	FIN	7.25	0.193

Ottey came to Seville with a winning streak of 84 successive races, including her heat and semi-final. She never made it to 85 because of a startling run by Sergeyeva, who had improved out of all recognition during the winter. The Moscow housewife sped to a championship record of 7.02. "I can't be that upset about it, I just started lousy," said Ottey. "When you start like that, you don't expect to win a 60m race."

First round (First 2 & 8 fastest to semi-finals) (Mar 8)

Heat 1: 1, Ottey 7.16; 2, Torrence 7.21; 3, Onyali 7.30; 4, Cristina Castro ESP 7.50; 5, Monika Spicková TCH 7.50; 6, Foufoué Ziga CIV 7.54; 7, Faye Roberts CAN 7.65

Heat 2: 1, Sergeyeva 7.19; 2, Davis 7.20; 3, Cuthbert 7.27; 4, Ravaonirina 7.35; 5, Renata Kubalová TCH 7.43; 6, Trine Rugsveen NOR 7.64; 7, Ana Maria Luzio BOL 7.88

Heat 3: 1, Allen 7.21; 2, Cooman-Fiere 7.26; 3, Douglas 7.31; 4, Philipp 7.38; 5, Tian Yumei CHN 7.43; 6, Karen Clarke CAN 7.61; 7, Carmen Garcia-Campero ESP 7.62; 8, Juana Mejia DOM 8.12

Heat 4: 1, Hanhijoki 7.23; 2, Krabbe 7.25; 3, Finn 7.27; 4, Kinch 7.28; 5, Wang 7.40; 6, Ndèye Binta Dia SEN 7.44; 7, Solvi Olsen NOR 7.48; Yasmina Azzizi ALG DNS

Semi-finals (First 4 to final) (Mar 8)

Heat 1: 1, Ottey 7.08; 2, Torrence 7.15; 3, Krabbe 7.19; 4, Hanhijoki 7.20; 5, Beverly Kinch GBR 7.28; 6, Mary Onyali NGR 7.32; 7, Wang Hui-cheng TPE 7.42; 8, Lalao Ravaonirina MAD 7.47

Heat 2: 1, Sergeyeva 7.10; 2, Davis 7.20; 3, Finn 7.23; 4, Allen 7.24; 5, Nelli Cooman-Fiere NED 7.28; 6, Juliet Cuthbert JAM 7.29; 7, Stephanie Douglas GBR 7.32; 8, Andrea Philipp GER 7.47

Toronto 1993

Final (Mar 12)

1,	Gail Devers	USA	6.95	0.169
2,	Irina Privalova	RUS	6.97	0.210
3,	Zhanna Tarnapolskaya	UKR	7.21	0.211
4,	Liliana Allen	CUB	7.22	0.168
5,	Teresa Neighbors	USA	7.26	0.219
6,	Patricia Foufoué Ziga	CIV	7.26	0.161
7,	Nelli Cooman	NED	7.29	0.187
8,	Patricia Girard	FRA	7.31	0.174

Having reverted from Sergeyeva to her maiden name of Privalova, the 23 year-old Russian had enjoyed a brilliant indoor campaign, with world records at both 50m (6.05) and 60m (6.92).

In Toronto she faced the Olympic Champion at 100m, Devers. The preliminaries showed that the two were closely matched, but when it came to the final, the American had clearly the better start. This made all the difference. Privalova chased in vain and became the first woman to run a sub-7 second 60m and lose.

First round (First 3 & 4 fastest to semi-finals) (Mar 12)

Heat 1: 1, Privalova 7.22; 2, Girard 7.35; 3, Gainsford 7.36; 4, Foufoué 7.39; 5, HERNESNIEMI 7.39; 6, Ndèye Binta Dia SEN 7.46; 7, Jacqueline Poelman NED 7.46; 8, Éva Barati HUN 7.63

Heat 2: 1, Neighbors 7.32; 2, Hanhijoki 7.37; 3, Clarke 7.44; 4, Sara Wüest SUI 7.44; 5, Beatrice Utundu NGR 7.46; 6, Cathy Freeman AUS 7.48

Heat 3: 1, Tarnapolskaya 7.22; 2, Allen 7.33; 3, Bogoslovskaya 7.37; 4, Richardson 7.38; 5, Melanie Paschke GER 7.42; 6, Michelle Carroll IRL 7.47; 7, Wang Hui-Chen TPE 7.52; 8, Elvira Dzhabbarova AZE 7.68

Heat 4: 1, Devers 7.18; 2, Kinch 7.33; 3, Cooman 7.34; 4, Tröger 7.39; 5, Marcel Winkler RSA 7.46; 6, Keturah Anderson CAN 7.58; 7, Chen Zhaojing CHN 7.63

Semi-finals (First 3 & 2 fastest to final) (Mar 12)

Heat 1: 1, Devers 7.06; 2, Tarnapolskaya 7.21; 3, Allen 7.25; 4, Foufoué 7.26; 5, Cooman 7.28; 6, Olga Bogoslovskaya RUS 7.31; 7, Sisko Hanhijoki FIN 7.34; 8, Marcia Richardson GBR 7.41

Heat 2: 1, Privalova 7.08; 2, Neighbors 7.26; 3, Girard 7.31; 4, Sanna HERNESNIEMI FIN 7.31; 5, Bev Kinch GBR 7.34; 6, Sabine Tröger AUT 7.36; 7, Melinda Gainsford AUS 7.43; 8, Karen Clarke CAN 7.53

Barcelona 1995

Final (Mar 10)

1,	Merlene Ottey	JAM	6.97	0.144
2,	Melanie Paschke	GER	7.10	0.134
3,	Carlette Guidry	USA	7.11	0.164
4,	Liliana Allen	CUB	7.13	0.149
5,	Beverly McDonald	JAM	7.16	0.131
6,	Nelli Cooman	NED	7.17	0.164
7,	Chryste Gaines	USA	7.22	0.145
8,	Lalao Ravaonirana	MAD	7.28	0.155

At almost 35, Ottey may have been one of the oldest women at the championships but was an easy winner of this title for the first time. Her only disappointment was that she was short of the world record of 6.92, recently equalled by Irina Privalova. "The older I get, the better I feel," she concluded.

First round (First 2 & 6 fastest to semi-finals) (Mar 10)

Heat 1: 1, Paschke 7.12; 2, Pukha 7.22; 3, Opara-Thompson 7.23; 4, Perc 7.34; 5, Margreth Haug SUI 7.45; 6, Rahela Markt CRO 7.57; 7, Clara Phillip LCA 7.82

Heat 2: 1, Guidry 7.25; 2, McDonald 7.31; 3, Douglas 7.31; 4, Dainelski Pérez CUB 7.38; 5, Jacqueline Poelman NED 7.42; 6, Ndèye Binta Dia SEN 7.45; 7, Dagmar Hölbl AUT 7.65

Heat 3: 1, Leshchova 7.26; 2, Gaines 7.28; 3, Éva Barati HUN 7.35; 4, Odile Singa FRA 7.38; 5, Karen Clarke CAN 7.44; 6, Aileen McGillivray GBR 7.44; 7, Denisa Obdržalková CZE 7.48; 8, Rudina Xhaja ALB 7.91

Heat 4: 1, Ottey 7.12; 2, Ravaonirina 7.21; 3, Cooman 7.21; 4, Allen 7.22; 5, HERNESNIEMI 7.26; 6, Sabine Tröger AUT 7.35; 7, Alenka Bikar SLO 7.50; 8, Aksel Gürçan TUR 7.50

Heat 5: 1, Roshchupkina 7.33; 2, Köffa 7.35; 3, Wang 7.37; 4, Aneliya Nuneva BUL 7.38; 5, Carma Blay ESP 7.39; 6, Tarana Perry CAN 7.44; 7, Sara Wüest SUI 7.45; 8, Antónia de Jesús ANG 7.63

Semi-finals (First 4 to final) (Mar 10)

Heat 1: 1, Ottey 7.04; 2, Allen 7.13; 3, Guidry 7.14; 4, Cooman 7.20; 5, Irina Pukha UKR 7.25; 6, Nadezhda Roshchupkina RUS 7.35; 7, Jerneja Perc SLO 7.36; Ekaterini Köffa GRE DQ

Heat 2: 1, Paschke 7.15; 2, McDonald 7.21; 3, Gaines 7.23; 4, Ravaonirina 7.24; 5, Yekaterina Leshchova RUS 7.27; 6, Christy Opara-Thompson NGR 7.28; 7, Stephanie Douglas GBR 7.30; 8, Sanna HERNESNIEMI FIN 7.31

Paris 1997

Final (Mar 7)

1,	Gail Devers	USA	7.06	0.153
2,	Chandra Sturup	BAH	7.15	0.183
3,	Frédérique Bangué	FRA	7.17	0.142
4,	Chioma Ajunwa	NGR	7.19	0.250
5,	Endurance Ojokolo	NGR	7.38	0.212
6,	Irina Privalova	RUS	7.88	0.158

The two principals were Privalova and Devers, so the event was a re-match of Toronto 1993. In the semi-finals the American appeared to relax too much at the finish and only qualified by a margin of 0.007 from Katerina Thánou. In the final Privalova got a good start and looked to be heading for victory. After around 10 strides the Russian pulled up clutching her left leg. Her momentum carried her through the finish line in last place, leaving Devers to score a clear win.

The American looked round and rushed straight back to console Privalova. "My heart dropped when I saw she was not there at the end," said Devers. "I have nothing but respect for her." It transpired that Privalova's hamstring had been torn, putting her out of action for a year.

First round (First 2 and 4 fastest to semi-finals) (Mar 7)

Heat 1: 1, Thánou 7.27; 2, Richardson 7.29; 3, Sasa Prokofjev SLO 7.43; 4, Elma Posadas PHI 7.73; Merlene Frazer JAM DNS

Heat 2: 1, Privalova 7.27; 2, Perc 7.33; 3, Anzhela Kravchenko UKR 7.47; 4, Tatiana Orcy BRA 7.62; 5, Giada Gallina ITA 7.64

Heat 3: 1, Ajunwa 7.27; 2, Clarke 7.39; 3, Kinch 7.42; 4, Aksel Gürçan TUR 7.71; Michelle Freeman JAM DNS

Heat 4: 1, Bangué 7.24; 2, Latimer 7.38; 3, Kim Gevaert BEL 7.47; 4, Yelena Bobrovskaya KAZ 7.66; 5, Christina Schnohr DEN 7.70

Heat 5: 1, Sidibé 7.27; 2, Rakotondrabe 7.39; 3, Karin Knoll AUT 7.44; 4, Laure Kuetey BEN 7.71; 5, Deirdre Caruana MLT 8.06

Heat 6: 1, Devers 7.21; 2, Ojokolo 7.29; 3, Hernesniemi 7.34; 4, Sandrine Hennart BEL 7.51; 5, Elena Sordelli ITA 7.57; 6, Éva Barati HUN 7.64

Heat 7: 1, Sturup 7.18; 2, Roshchupkina 7.30; 3, Tsoni 7.32; 4, Mballa Élodou 7.41; 5, Ameerah Bello ISV 7.60; 6, Agnes Khafajja LIB 8.35

Semi-finals (First 2 to final) (Mar 7)

Heat 1: 1, Privalova 7.08; 2, Devers 7.15; 3, Katerina Thánou GRE 7.15; 4, Jerneja Perc SLO 7.28; 5, Eldece Clarke BAH 7.49; 6, Sylvie Mballa Élodou CMR 7.50

Heat 2: 1, Bangué 7.16; 2, Ojokolo 7.24; 3, Nadezhda Roshchupkina RUS 7.29; 4, Marcia Richardson GBR 7.30; 5, María Tsóni GRE 7.32; 6, Sanna Hernesniemi FIN 7.39

Heat 3: 1, Sturup 7.10; 2, Ajunwa 7.12; 3, Odiah Sidibé FRA 7.20; 4, Hanitriinaia Rokotondrabe MAD 7.28; 5, Aleisha Latimer USA 7.32; 6, Beverly Kinch GBR 7.41

Maebashi 1999

Final (Mar 7)

1,	Katerina Thánou	GRE	6.96	0.106
2,	Gail Devers	USA	7.02	0.120
3,	Philomena Mensah	CAN	7.07	0.154
4,	Savatheda Fynes	BAH	7.09	0.154
5,	Joan Uduak Ekah	NGR	7.10	0.131
6,	Petya Pendareva	BUL	7.12	0.141
7,	Endurance Ojokolo	NGR	7.19	0.130
(3,)	Inger Miller	USA	DQ (r40.1) (7.06)	0.124

Devers (lane 7) got the better start while Thánou was no better than 5th or 6th out of the blocks. It looked for most of the race as if the Greek might have left her best running in the preliminaries (7.01 heat, 6.99 semi). Then in the last 15m she stormed through the field, running clear of Devers, whose "double dip" was no help this time. On the other side of the track, Miller got the best of a blanket finish for the bronze.

Thánou's time of 6.96 had only ever been bettered by Irina Privalova, Devers and Marion Jones.

In October 2001, it was disclosed that Miller had failed a doping control test for caffeine in Maebashi. The sanction for this offence was disqualification and a public warning, so Mensah was promoted to the bronze medal position. The delay in announcing the result was due to lengthy hearings and appeal procedure.

First round (First 2 & 8 fastest to semi-finals) (Mar 7)

Heat 1: 1, Thánou 7.01; 2, Devers 7.14; 3, Levorato 7.25; 4, Bikar 7.26; 5, Anzhelika Shevchuk UKR 7.31; 6, Heather Samuel ANT 7.41; 7, Lyubov Perepelova UZB 7.51; 8, Yelena Bobrovskaya KGZ 7.64

Heat 2: 1, Mensah 7.02; 2, Ekah 7.10; 3, Hartman 7.17; 4, Philipp 7.18; 5, Christine Bloomfield GBR 7.32; 6, Agné Visockaitė LTU 7.45; 7, Motoka Arai JPN 7.54; Nora Ivanova BUL DNS

Heat 3: 1, Ojokolo 7.12; 2, Citté 7.19; 3, Rakotondrabe 7.27; 4, Radecka 7.31; 5, Sasa Prokofjev SLO 7.43; 6, Tamara Shanidze GEO 7.66; 7, Monica Jonathan PNG 8.06; Miller DQ (r40.1) (7.07)

Heat 4: 1, Fynes 7.08; 2, Allen 7.14; 3, Pendareva 7.17; =4, Li Xuemei CHN & Natalya Safronnikova BLR 7.32; 6, Marzena Pawlak POL 7.36; 7, Janine Whitlock GBR 7.39; 8, Ruth Babela Walozontsi CGO 8.48

Semi-finals (First 3 & 2 fastest to final) (Mar 7)

Heat 1: 1, Thánou 6.99; 2, Fynes 7.01; 3, Devers 7.07; 4, Ekah 7.09; 5, Wendy Hartman RSA 7.15; 6, Manuela Levorato ITA 7.20; 7, Sandra Citté FRA 7.20; 8, Zuzanna Radecka POL 7.37

Heat 2: 1, Mensah 7.07; 2, Ojokolo 7.08; 3, Pendareva 7.08; 4, Liliana Allen MEX 7.12; 5, Andrea Philipp GER 7.17; 6, Alenka Bikar SLO 7.24; 7, Hanitriinaia Rakotondrabe MAD 7.34; Miller DQ (r40.1) (7.03)

Lisbon 2001

Final (Mar 11)

1,	Chandra Sturup	BAH	7.05	0.110
2,	Angela Williams	USA	7.09	0.140
3,	Chryste Gaines	USA	7.12	0.137
4,	Savatheda Fynes	BAH	7.15	0.130
5,	Mercy Nku	NGR	7.15	0.122
6,	Petya Pendareva	BUL	7.16	0.166
7,	Li Xuemei	CHN	7.20	0.179
8,	Endurance Ojokolo	NGR	7.23	0.154

The only European finalist was Pendareva, who had set a 2001 world best of 7.04 in her semi-final. Unfortunately for her, the Bulgarian stumbled at the start of the final, where Sturup achieved the brilliant reaction time of 0.110. The Bahamian went on to win in a personal best of 7.05 from the American pair of Williams and Gaines.

"To put three perfect starts together like this today was for me a dream." remarked the winner, who had won the silver medal in Paris 1997.

First Round (First 3 & 6 fastest to semi-finals) (Mar 11)

Heat 1: 1, Pendareva 7.15; 2, Fynes 7.22; 3, Sidibé 7.38; 4, Heather Samuel ANT 7.44; 5, Enikő Szabó HUN 7.45; 6, Manuela Grillo ITA 7.59; 7, Paulina Biang Eyegue GEQ 8.42

Heat 2: 1, Sturup 7.14; 2, Gaines 7.18; 3, Mayr 7.28; 4, Citté 7.28; 5, Perepelova 7.40; 6, Aksel Gürçan TUR 7.43; 7, Joanne Houareau SEY 7.59; 8, Yelena Bobrovskaya KGZ 7.73

Heat 3: 1, Kislova 7.24; 2, Prokofjev 7.31; 3, Lawrence 7.33; 4, Viktoria Kovryyova KAZ 7.57; 5, Gloria Gatti SMR 8.01; Nora Güner TUR & Susanthika Jayasinghe SRI DNS

Heat 4: 1, Williams 7.18; 2, Kravchenko 7.29; 3, Li 7.32; 4, Koklóni 7.37; 5, Nancy Callaerts BEL 7.50; 6, Silviene Krosendijk ARU 8.04; Alenka Bikar SLO DNS

Heat 5: 1, Ojokolo 7.17; 2, Kruglova 7.27; 3, Safronnikova 7.33; 4, Patoulidou 7.37; 5, de Caluwe 7.38; 6, Rahela Markt CRO 7.55; 7, Guzél Khubbiyeva UZB 7.61

Heat 6: 1, Nku 7.16; 2, Cravid 7.30; 3, Allen 7.32; 4, Graglia 7.35; 5, Irina Pukha UKR 7.40; 6, Maite Zamorano BOL 7.87

Semi-finals (First 2 & 2 fastest to final) (Mar 11)

Heat 1: 1, Pendareva 7.04; 2, Ojokolo 7.13; 3, Fynes 7.16; 4, Li 7.19; 5, Natalya Safronnikova BLR 7.28; 6, Severina Cravid POR 7.31; 7, Paraskevi Patoulidou GRE 7.34; Sandra Citté FRA DQ (r162.7)

Heat 2: 1, Williams 7.10; 2, Nku 7.15; 3, Tayna Lawrence JAM 7.21; 4, Liliana Allen MEX 7.24; 5, Anzhela Kravchenko UKR 7.27; 6, Larisa Kruglova RUS 7.33; 7, Katleen de Caluwe BEL 7.39; 8, Yeoryía Koklóni GRE 7.45

Heat 3: 1, Sturup 7.11; 2, Gaines 7.12; 3, Marina Kislova RUS 7.20; 4, Karin Mayr AUT 7.33; 5, Odiah Sidibé FRA 7.34; 6, Saša Prokofjev SLO 7.35; 7, Daniela Graglia ITA 7.42; 8, Lyubov Perepelova UZB 7.43

Birmingham 2003

Final (Mar 14)

1,	Angela Williams	USA	7.16	0.198
2,	Torri Edwards	USA	7.17	0.146
3,	Merlene Ottey	SLO	7.20	0.148
4,	Karin Mayr	AUT	7.23	0.141
5,	Marina Kislova	RUS	7.26	0.123
6,	Joice Maduaka	GBR	7.34	0.193
(1,)	Zhanna Block	UKR	DQ (r40.8) (7.04)	0.148
	Savatheda Fynes	BAH	DNS	

The World outdoor 100m champion Block (formerly Pintusevich/Tarnapolskaya) made a very late decision to contest the championships, but must have been pleased that she did as she was a very comfortable winner. Williams had the best start in the final, but was soon run down by Block, who had an empty lane to her right due to the scratching of Savatheda Fynes. Williams repeated her 2001 silver ahead of Edwards, but more attention was focused on the fourth-

placer Merlene Ottey. At 42 she fell only 0.03 short of a bronze medal. Sixteen years earlier in Indianapolis, she had filled the same position. In Birmingham, she was making her championship début for Slovenia, her home since 1999.

In December 2011, the Athletics Federation of Ukraine announced that Block had been disqualified for for a period of two years for violating anti-doping rules in 2002-2003. This was confirmed by the IAAF in June 2012, when she was declared to be guilty of "taking advantage of, use or attempted use of a prohibited substance or a prohibited technique." All of Block's results from November 30, 2001 were annulled, meaning that the rightful medallists in Birmingham were Williams, Edwards and Ottey. Block's husband Mark, an athlete's representative, had earlier been banned for 10 years by the IAAF and USA Track & Field.

First round (First 4 & 4 fastest to semi-finals) (Mar 14)

Heat 1: 1, Ottey 7.21; 2, Mayr 7.25; 3, Visockaitė 7.26; 4, Mayers 7.27; 5, Nku 7.39; 6, Marchetti 7.41 (7.402); 7, Sylvienne Krosendijk ARU 8.32

Heat 2: 1, Williams 7.19; 2, Kislova 7.24; 3, Benavides 7.26; 4, Müller 7.34; 5, Samuel 7.36; 6, Radmila Vukmirović SLO 7.49

Heat 3: 1, Edwards 7.21; 2, Sturup 7.26; 3, Kozhemyakina 7.29; 4, Bolikova 7.30; 5, Yeoryía Koklóni GRE 7.42; 6, Kadiatou Camara MLI 7.42; Patricia Riesco PER DNS

Heat 4: 1, Maduaka 7.32; 2, Pendareva 7.34; 3, Mensah 7.34; 4, Fynes 7.34; 5, Fana Ashby TTO 7.43; 6, Lyubov Perepelova UZB 7.66

Heat 5: 1, Félix 7.21; 2, Manninen 7.25; 3, Allen 7.30; 4, Sanganoko 7.39; 5, Qin Wangping CHN 7.41 (7.410); 6, Susan Burnside GBR 7.45; (1,) Block DQ (r40.8) (7.16)

Semi-finals (First 2 & 2 fastest to final) (Mar 14)

Heat 1: 1, Ottey 7.07; 2, Edwards 7.20; 3, Natasha Mayers VIN 7.23; 4, Chandra Sturup BAH 7.24; 5, Heather Samuel ANT 7.30; 6, Mercy Nku NGR 7.37; 7, Philomena Mensah CAN 7.39; 8, Petya Pendareva BUL 7.46

Heat 2: 1, Kislova 7.20; 2, Sylviane Félix FRA 7.24; 3, Liliana Allen MEX 7.25; 4, Virgen Benavides CUB 7.28; 5, Agnė Visockaitė LTU 7.31; 6, Bettina Müller AUT 7.40; 7, Erica Marchetti ITA 7.41; (1,) Block DQ (r40.8) (7.08)

Heat 3: 1, Mayr 7.18; 2, Fynes 7.19; 3, Williams 7.19; 4, Maduaka 7.19; 5, Johanna Manninen FIN 7.26; 6, Irina Kozhemyakina UKR 7.32; 7, Mariya Bolikova RUS 7.36; 8, Makaridja Sanganoko CIV 7.46

Budapest 2004

Final (Mar 5)

1,	Gail Devers	USA	7.08	0.144
2,	Kim Gevaert	BEL	7.12	0.120
3,	Yuliya Nesterenko	BLR	7.12	0.155
4,	Torri Edwards	USA	7.16	0.138
5,	Muriel Hurtis	FRA	7.17	0.149
6,	Yuliya Tabakova	RUS	7.17	0.154
7,	Christine Arron	FRA	7.21	0.178
8,	Natalya Safronnikova	BLR	7.23	0.162

It was felt her best sprinting days were behind her, but at the age of 37 Devers took her third title at this event. She got a good start, so much better than that of Arron to her immediate right. Devers's winning time was her fastest in five years, and she won clearly from Gevaert and Nesterenko. The Belarus sprinter did well to take a medal considering she was suffering from a fever.

Merlene Ottey – now 43 and representing Slovenia – almost made it through to her sixth final. She clocked 7.21 for third place in her semi-final, but that was measured to thousandths to be slower than Torri Edwards's in an earlier heat.

First round (First 4 & 4 fastest to Semi-Finals) (Mar 5)

Heat 1: 1, Nesterenko 7.18; 2, Müller 7.32; 3, Foster 7.33; 4, Bikar 7.34; 5, Kozhemyakina 7.35; 6, Elvira Pančić SCG 7.47; 7, Valma Bass ISV 7.53

Heat 2: 1, Arron 7.15; 2, Anim 7.28; 3, Koklóni 7.29; 4, Mayers 7.30; 5, Levorato 7.38; 6, Carme Blay ESP 7.52

Heat 3: 1, Hurtis 7.18; 2, Ferguson 7.27; 3, Tabakova 7.28; 4, Maduaka 7.37; 5, Yelena Bobrovskaya KGZ 7.64; 6, Joanna Houareau SEY 8.18; 7, Carol Mokola ZAM 8.20

Heat 4: 1, Gevaert 7.16; 2, Edwards 7.29; 3, Manninen 7.38; 4, Kruglova 7.39; 5, Camara 7.43; 6, Aksel Gürçan TUR 7.56; 7, Roxana Mercado PUR 7.58

Heat 5: 1, Devers 7.15; 2, Ottey 7.27; 3, Safronnikova 7.32; 4, Szabó 7.37; 5, Eggerth 7.42; 6, Endurance Ojokolo NGR 7.44; 7, Antónia de Jesus ANG 7.75

Semi-finals (First 2 & 2 fastest to final) (Mar 5)

Heat 1: 1, Devers 7.15; 2, Tabakova 7.16; 3, Hurtis 7.18; 4, Vida Anim GHA 7.25; 5, Brigitte Foster JAM 7.32; 6, Alenka Bikar SLO 7.34; 7, Irina Kozhemyakina UKR 7.40; 8, Agnė Eggerth LTU 7.41

Heat 2: 1, Gevaert 7.13; 2, Nesterenko 7.16; 3, Edwards 7.21; 4, Manuela Levorato ITA 7.24; 5, Natasha Mayers VIN 7.25; 6, Johanna Manninen FIN 7.30; 7, Larisa Kruglova RUS 7.37; 8, Bettina Müller AUT 7.42

Heat 3: 1, Arron 7.14; 2, Safronnikova 7.18; 3, Merlene Ottey SLO 7.21; 4, Debbie Ferguson BAH 7.32; 5, Yeoryía Koklóni GRE 7.33; 6, Joice Maduaka GBR 7.36; 7, Enikő Szabó HUN 7.40; 8, Kadiatou Camara MLI 7.47

Moscow 2006

Final (Mar 10)

1,	Me'Lisa Barber	USA	7.01 (7.008)	0.158
2,	Lauryn Williams	USA	7.01 (7.009)	0.145
3,	Kim Gevaert	BEL	7.11	0.150
4,	Christine Arron	FRA	7.13	0.147
5,	Mariya Bolikova	RUS	7.17	0.161
6,	Larisa Kruglova	RUS	7.23	0.143
7,	Sylvie Mballa Éloungou	CMR	7.30	0.127
(6.)	Zhanna Block	UKR	DQ (r40.8) (7.19)	0.216

Fastest in the heats were Arron (7.16) and Gevaert (7.17). A close final was clearly in prospect after Williams won the first semi-final in a personal best 7.10, and the other two semis went to Arron (7.11) and Barber (7.12). Williams reacted quickest, yet Barber had a lead of almost a metre after five metres. Williams closed like a bullet in the last 20m, but Barber triumphed by the smallest possible margin (actually 7.008 to 7.009). Gevaert just held off Arron for the bronze medal. Until 2005, Barber had primarily been a 400m runner with a best of 50.87 in 2002.

First round (First 4 & 4 fastest to semi-finals) (Mar 10)

Heat 1: 1, Gevaert 7.17; 2, Kruglova 7.31; 3, Moroşanu 7.36; 4, Naimova 7.39; 5, Gürçan 7.63; 6, Qin Wangping CHN 7.81; 7, Desiree Craggette GUM 8.23

Heat 2: 1, Arron 7.16; 2, Maduaka 7.36; 3, Allou Affoué 7.42; 4, Lin Wen-Wen TPE 7.78; 5, Aleksandra Vojneska MKD 7.88; 6, Charlene Attard MLT 7.89; (2,) Block DQ (r40.8) (7.26)

Heat 3: 1, Nevmerzhitskaya 7.23; 2, Hannula 7.24; 3, Bolikova 7.26; 4, Ojokolo 7.36; 5, McSweeney 7.44; 6, Grinčikaitė 7.46; 7, Gharid Ghrouf PLE 8.42

Heat 4: 1, Williams 7.28; 2, Khubbieva 7.38; 3, Beret-Martinel 7.43; 4, Loi 7.94; 5, Montserrat Pujol AND 8.30; Fana Ashby TTO & Delphine Atangana CMR DNS

Heat 5: 1, Barber 7.18; 2, Éloungou 7.22; 3, Jones 7.22; 4, Maher 7.38; 5, de Moura 7.65; 6, Valentina Nazarova TKM 7.78; 7, Maria Auxiliadora Lacayo NCA 7.79

Semi-finals (First 2 & 2 fastest to final) (Mar 10)

Heat 1: 1, Williams 7.10; 2, Gevaert 7.13; 3, LaVerne Jones ISV 7.27; 4, Emily Maher IRL 7.37; 5, Joice Maduaka GBR 7.41; 6, Aksel Gürçan TUR 7.78; 7, Loi leong MAC 7.88; (3,) Block DQ (r40.8) (7.19)

Heat 2: 1, Arron 7.11; 2, Bolikova 7.16; 3, Éloungou 7.23; 4, Heidi Hannula FIN 7.26; 5, Angela Moroşanu ROU 7.33; 6, Tezdzhan Naimova BUL 7.36; 7, Amadine Allou Affoué CIV 7.37; 8, Lucimar Aparecida de Moura BRA 7.72

Heat 3: 1, Barber 7.12; 2, Kruglova 7.21; 3, Nevmerzhitskaya 7.23; 4, Guzel Khubbieva UZB 7.33; 5, Fabienne Beret-Martinel FRA 7.37; 6, Lina Grinčikaitė LTU 7.38; 7, Ailis McSweeney IRL 7.42; 8, Endurance Ojokolo NGR 7.53

Valencia 2008

Final (Mar 7)

1,	Angela Williams	USA	7.06	0.142
2,	Jeanette Kwakye	GBR	7.08	0.163
3,	Tahesia Harrigan	IVB	7.09	0.149
4,	Kim Gevaert	BEL	7.22	0.149
5,	Yevgeniya Polyakova	RUS	7.24	0.156
6,	Damola Osayomi	NGR	7.26	0.169
7,	Franca Idoko	NGR	7.30	0.132
8,	Alexis Joyce	USA	7.37	0.229

Fastest in the semi-finals was Idoko, who clocked 7.10, with the other semi-finals won by Harrigan and Williams with 7.12. In the final Idoko stumbled at the start leaving Harrigan ahead, and then Williams and Kwakye edged in front on the other side of the track. Williams finally won a world title by a slim 20cm margin from the surprising Kwakye, who set British records in the semi and final. "I owe this to my father who trained me when I was young," said the winner. Harrigan's bronze was the first IAAF medal for the British Virgin Islands.

First round (First 4 & 4 fastest to semi-finals) (Mar 7)

Heat 1: 1, Gevaert 7.31; 2, Turner 7.34; 3, Nabokina 7.38; 4, Eftimova 7.50; 5, Paulette Zang Milama GAB 7.66; 6, Fabienne Weyermann SUI 7.67; 7, Maki Samantha Lockington COK 8.69

Heat 2: 1, Idoko 7.19; 2, Jones-Ferrette 7.23; 3, Benavides 7.29; 4, McSweeney 7.43; 5, Grinčikaitė 7.45; 6, Amandine Allou Affoué CIV 7.57; 7, Martina Pretelli SMR 8.54

Heat 3: 1, Khubbieva 7.24; 2, Polyakova 7.25; 3, Sailer 7.37; 4, Müller-Weissina 7.37; 5, Joyce 7.50; 6, Kovačić 7.57; 7, Valentina Nazarova TKM 7.72

Heat 4: 1, Harrigan 7.21; 2, Kwakye 7.33; 3, Lalova 7.36; 4, Berntsson 7.45; 5, Feta Ahamada COM 7.71; 6, Rosa Mystique Jone NRU 8.09; 7, Hawwa Haneefa MDV 8.42

Heat 5: 1, Williams 7.29; 2, Osayomi 7.35; 3, Atangana 7.37; 4, Anim 7.39; 5, Okparaabo 7.42; 6, Lucimar de Moura BRA 7.64; 7, Amanda Choo SIN 7.74

Semi-finals (First 2 & 2 fastest to final) (Mar 7)

Heat 1: 1, Idoko 7.10; 2, Polyakova 7.20; 3, LaVerne Jones-Ferrette ISV 7.24; 4, Lena Berntsson SWE 7.26; 5, Verena Sailer GER 7.28; 6, Ivet Lalova BUL 7.31; 7, Ailiis McSweeney IRL 7.46; 8, Nina Kovačić SLO 7.47

Heat 2: 1, Harrigan 7.12; 2, Kwakye 7.13; 3, Gevaert 7.18; 4, Joyce 7.22; 5, Virgen Benavides CUB 7.25; 6, Inna Eftimova BUL 7.33; 7, Delphine Bertile Atangana CMR 7.37; 8, Vida Anim GHA 7.45

Heat 3: 1, Williams 7.12; 2, Osayomi 7.21; 3, Guzel Khubbieva UZB 7.27; 4, Laura Turner GBR 7.28; 5, Svetlana Nabokina RUS 7.28; 6, Ezinne Okparaabo NOR 7.34; 7, Bettina Müller-Weissina AUT 7.35; 8, Lina Grinčikaitė LTU 7.41

Doha 2010**Final (Mar 14)**

1,	Veronica Campbell-Brown	JAM	7.00	0.163
2,	Carmelita Jeter	USA	7.05	0.159
=3,	Ruddy Zang Milama	GAB	7.14	0.160
	Sheri-Ann Brooks	JAM	7.14	0.155
5,	Chandra Sturup	BAH	7.16	0.157
6,	Tahesia Harrigan	IVB	7.17	0.143
7,	Myriam Soumaré	FRA	7.29	0.168
(2,)	LaVerne Jones-Ferrette	ISV	DQ (r40.8) (7.03)	0.177

Campbell-Brown, often regarded as a 200m specialist with her two Olympic titles in that event, cemented her reputation as a short dash sprinter by adding the 60m title to the outdoor 100m championship she won in 2007. Jones-Ferrette and Jeter had been the pre-race favourites with the Virgin Islander holding a 2-1 margin in their 2010 confrontations. Jones-Ferrette was the fastest in the first two rounds with 7.14 and 7.05, though Campbell-Brown raised a few eyebrows with her 7.07 semi-final win. In the final, the two Caribbean athletes were together in the early stages, with Jeter lagging a half metre back, but Campbell-Brown went away from the 40m mark, with Jones-Ferrette just holding off Jeter's closing rush. In sixth place was Sturup, the oldest runner in the meeting at 38, and an Olympic finalist over 100m back in 1996.

In December 2010 it was confirmed that Jones-Ferrette had failed a doping control test on February 16 that year. She was suspended for six months and all her results between February 16 and September 30 were annulled. So Jeter was promoted to silver and two women shared the bronze including Zang Milana who improved out of all recognition in Doha.

First round (First 4 & 4 fastest to semi-finals) (Mar 12)

Heat 1: 1, Soumaré 7.22; 2, Polyakova 7.26; 3, Harrigan 7.26; 4, Maduaka 7.46; 5, Tanja Mitić SRB 7.57; 6, Martina Pretelli SMR 7.94; 7, Yvette Bennett NMI 8.68

Heat 2: 1, Campbell-Brown 7.21; 2, Sturup 7.22; 3, Kwadwo 7.38; 4, Salvagno 7.41; 5, Ryemyen 7.46; 6, Marika Popowicz POL 7.56; 7, Norjannah Hafiszah Jamaludin MAS 7.90

Heat 3: 1, Mang 7.27; 2, Povh 7.37; 3, Berntsson 7.39; 4, Brady 7.43; 5, Hawwa Haneefa MDV 8.31; Ahamada Feta COM DQ (r162.7); (1,.) Jones-Ferrette DQ (r40.8) (7.14)

Heat 4: 1, Jeter 7.30; 2, Katsura 7.34; 3, Murillo 7.38; 4, Lalova 7.42; 5, Rienas 7.45; 6, Virgil Hodge SKN 7.61; 7, Gloria Diogo STP 7.89

Heat 5: 1, Milama 7.31; 2, Brooks 7.32; 3, Barber 7.37; 4, Grinčikaitė 7.42; 5, Akinyemi 7.45; 6, Yelena Ryabova TKM 8.27; 7, Angie Mangion MLT 8.33

Semi-finals (First 2 & 2 fastest to final) (Mar 14)

Heat 1: 1, Campbell-Brown 7.07; 2, Milama 7.13; 3, Harrigan 7.22; 4, Véronique Mang FRA 7.28; 5, Joice Maduaka GBR 7.35; 6, Emma Rienas SWE 7.38; 7, Yasmin Kwadwo GER 7.39; 8, Maria Aurora Salvagno ITA 7.49

Heat 2: 1, Sturup 7.20; 2, Mikele Barber USA 7.24; 3, Yevgeniya Polyakova RUS 7.24; 4, Lina Grinčikaitė LTU 7.34; 5, Ivet Lalova BUL 7.41; 6, Olesya Povh UKR 7.45; 7, Folake Akinyemi NOR 7.47; Jones-Ferrette DQ (r40.8) (7.05)

Heat 3: 1, Brooks 7.14; 2, Jeter 7.15; 3, Soumaré 7.21; 4, Digna Luz Murillo ESP 7.33; 5, Yuliya Katsura RUS 7.38; 6, Claire Brady IRL 7.40; =7, Lena Berntsson SWE & Mariya Ryemyen UKR 7.41

Istanbul 2012**Final (Mar 11)**

1,	Veronica Campbell-Brown	JAM	7.01	0.155
2,	Murielle Houré	CIV	7.04	0.171
3,	Tianna Madison	USA	7.09	0.170
4,	Barbara Pierre	USA	7.14	0.140
5,	Chandra Sturup	BAH	7.19	0.160
6,	Gloria Asumnu	NGR	7.22	0.186
7,	Aleen Bailey	JAM	7.24	0.199
8,	Ivet Lalova	BUL	7.27	0.174

This was expected to be a battle between reigning champion Campbell-Brown, Madison, and 2010 disqualifyee Jones-Ferrette. The Virgin Islander was disqualified once more, this time for a false start in her semi-final.

Newcomer Houré was off best in the final, with Campbell-Brown no better than fourth at 20m. However, the Jamaican came through strongly, and caught Houré just before the finish, with Madison a clear third ahead of her teammate Pierre.

First round (First 2 & 8 fastest to semi-finals) (Mar 10)

Heat 1: 1, Alloh 7.33; 2, Bailey 7.34; 3, Philip 7.37; 4, Sónia Tavares POR 7.45; 5, Papia Rani Sarkar BAN 8.17; 6, Anna Bulanova KGZ 8.19; 7, Maria Inaly Morazán NCA 8.29; 8, Rachel Abrams NMI 8.31

Heat 2: 1, Asumnu 7.19; 2, Fukushima 7.29; 3, Nestsiarenka 7.33; 4, Olga Safronova KAZ 7.45; 5, Feta Ahamada COM 7.49; 6, Yelena Ryabova TKM 7.76; 7, Shinelle Proctor AIA 8.01; 8, Pauline Kwalea SOL 8.48

Heat 3: 1, Pierre 7.24; 2, Anim 7.35; 3, Čechová 7.40; 4, Delphine Atangana CMR 7.47; 5, Fong Yee Pui HKG 7.67; 6, Patricia Taea COK 8.06; 7, Belinda Talakai TGA 8.45

Heat 4: 1, Lalova 7.19; 2, Schippers 7.28; 3, Grinčikaitė 7.37; 4, Viktoriya Zyabkina KAZ 7.55; 5, Globine Mayova NAM 7.64; 6, Niafatul Aini INA 7.92; 7, Lovelite Detenamo NRU 8.04; 8, Anna Sirvent AND 8.37

Heat 5: 1, Houré 7.23; 2, Balykina 7.31; 3, Pyatachenko 7.43; 4, Tao Yujia CHN 7.44; 5, Rebecca Camilleri MLT 7.68; 6, Dana Abdul Razak IRQ 7.78; 7, Mary Jane Vincent MRI 7.84; 8, Colleen Gibbons PLW 8.88

Heat 6: 1, Jones-Ferrette 7.21; 2, Silva 7.40; 3, Jamile Samuel NED 7.47; 4, Anasztázia Nguyen HUN 7.59; 5, Martina Pretelli SMR 7.79; 6, Daphne Nalawas VAN 9.06; (2,.) Eftimova DQ (r40.8) (7.35)

Heat 7: 1, Campbell-Brown 7.29; 2, Wei 7.35; 3, Khubbieva 7.39; 4, Yekaterina Filatova RUS 7.49; 5, Hrafnhild Eir Hermodsdóttir ISL 7.97; 6, Terani Faremiro PYF 8.46; 7, Elita Tio KIR 9.14; 8, Tahmina Kohistani AFG 9.32

Heat 8: 1, Sturup 7.23; 2, Madison 7.24; 3, Williams 7.40; 4, Liao Ching-Hsien TPE 7.68; 5, Karene King IVB 7.76; 6, Mariette Mien BUR 8.01; 7, Hinikissia Ndikert CHA 8.13; 8, Chauzje Choosha ZAM 8.19

Semi-finals (First 2 & 2 fastest to final) (Mar 11)

Heat 1: 1, Campbell-Brown 7.12; 2, Pierre 7.19; 3, Asumnu 7.20; 4, Asha Philip GBR 7.24; 5, Lina Grinčikaitė LTU 7.26; 6, Yuliya Balykina BLR 7.28; 7, Vida Anim GHA 7.36; 8, Viktoriya Pyatachenko UKR 7.41

Heat 2: 1, Houré 7.13; 2, Madison 7.17; 3, Dafne Schippers NED 7.25; 4, Kateřina Čechová CZE 7.31; 5, Wei Yongli CHN 7.35; 6, Ana Claudia Silva BRA 7.36; LaVerne Jones-Ferrette ISV DQ (r162.7); (7,.) Inna Eftimova BUL DQ (r40.8) (7.44) Heat 3; 1, Sturup 7.21; 2, Lalova 7.23; 3, Bailey 7.23; 4, Guzel Khubbieva UZB 7.25; 5, Yulia Nestsiarenka BLR 7.31; 6, Jodie Williams GBR 7.32; 7, Audrey Alloh ITA 7.38; Chisato Fukushima JPN DNS

60 METRES**Multiple Medallists:**

4	Merlene Ottey	JAM/SLO	89-3, 91-2, 95-1, 03-3
	Gail Devers	USA	93-1, 97-1, 99-2, 04-1
3	Angela Williams	USA	01-2, 03-1, 08-1
2	Nelli Cooman	NED	87-1, 89-1
	Irina Sergejeva/Privalova	URS/RUS	91-1, 93-2
	Chandra Sturup	BAH	97-2, 01-1
	Kim Gevaert	BEL	04-2, 06-3
	Veronica Campbell-Brown	JAM	10-1, 12-1

Most Finals:

5	Ottey		87-4, 89-3, 91-2, 95-1, 03-3
---	-------	--	------------------------------

Most Appearances:

7	Liliana Allen	CUB/MEX	89-4, 91-3, 93-4, 95-4, 99-4s2, 01-4s2, 03-3s2
---	---------------	---------	--

National Placings:

	1	2	3	4	5	6	7	8	Points
USA	6	6	3	3	2	-	2	1	136
JAM	3	1	1+1=	1	1	-	-	-	53.5
BAH	1	1	-	2	3	-	-	-	37
FRA	-	-	2	1	2	-	2	1	30

Women's 60 Metres, continued									
National Placings:									
	1	2	3	4	5	6	7	8	Points
RUS	-	1	-	-	3	3	-	-	28
NGR	-	-	-	1	3	2	2	1	28
NED	2	-	-	-	-	2	1	-	24
GER	1	1	-	-	-	2	-	-	21
CUB	-	-	1	3	-	-	-	-	21
BEL	-	1	1	1	-	-	-	-	18
GBR	-	2	-	-	-	1	-	-	17
BUL	-	1	-	-	-	2	-	1	14
URS	1	-	-	1	-	-	-	-	13
CAN	-	-	2	-	-	-	-	-	12
CIV	-	1	-	-	-	1	-	-	10
IVB	-	-	1	-	-	1	-	-	9
GRE	1	-	-	-	-	-	-	-	8
BLR	-	-	1	-	-	-	-	1	7
SLO	-	-	1	-	-	-	-	-	6
UKR	-	-	1	-	-	-	-	-	6
GAB	-	-	1=	-	-	-	-	-	5.5
AUT	-	-	-	1	-	-	-	-	5
NZL	-	-	-	-	1	-	-	-	4
TRI	-	-	-	-	-	1	-	-	3
AUS	-	-	-	-	-	-	1	-	2
CHN	-	-	-	-	-	-	1	-	2
CMR	-	-	-	-	-	-	1	-	2
FIN	-	-	-	-	-	-	-	1	1
MAD	-	-	-	-	-	-	-	1	1
Totals	15	15	14+2=	14	15	15	11	7	524

Heat 2: 1, Vader 23.87; 2, Ubah 24.71; 3, Diana Dunrod SKN 25.28; 4, Joyce Odhiambo KEN 25.30; 5, Aci Oliver UGA 26.24

Heat 3: 1, Ottey 23.63; 2, Onyali 23.77; 3, Lacambra 24.13; 4, Carabali 24.85; 5, Svanhildur Kristjónsdóttir ISL 25.27; 6, Christa Shumann GUA 25.38; Esther Kavaya KEN DNS

Heat 4: 1, Cazier 23.80; 2, Phipps 23.81; 3, G Jackson 24.12; 4, Cecilia Núñez PAN 24.89; 5, Ana Maria Luzio BOL 28.92

Semi-finals (First 3 to final) (Mar 6)

Heat 1: 1, Drechsler 23.86; 2, G Jackson 23.36; 3, Phipps 23.49; 4, Marie-Christine Cazier FRA 23.59; 5, Rufina Ubah NGR 24.73; 6, Norfalia Carabali COL 24.76

Heat 2: 1, Ottey 22.86; 2, Onyali 23.51; 3, A Jackson 23.52; 4, Els Vader NED 23.78; 5, Daniela Ferrian ITA 24.09; 6, Blanca Lacambra ESP 24.44

Budapest 1989

Final (Mar 4)

1,	Merlene Ottey	JAM	22.34
2,	Grace Jackson	JAM	22.95
3,	Natalya Kovtun	URS	23.28
4,	Silke Knoll	FRG	23.30
5,	Maria Figueiredo	BRA	23.83
6,	Marie-José Pérec	FRA	23.99

Following a succession of silvers and bronzes at major championships, Ottey finally won a gold medal in magnificent style. In later years the fastest semi-finalist would automatically be rewarded with lane 5 or 6 but Ottey was assigned lane 4. Nevertheless, the Jamaican drew gasps from the crowd at the rate at which she closed the stagger on the back-straight. She won by 6m from Jackson, and missed Drechsler's world record by just 0.07. Kovtun won the bronze from lane 1.

First round (Winner & 9 fastest to semi-finals) (Mar 4)

Heat 1: 1, G Jackson 23.86; 2, A Jackson 23.97; 3, Ilieva 24.03; 4, Hanhijoki 24.04; Claudia Acerenza URU DQ

Heat 2: 1, Ottey 23.27; 2, Kovtun 23.84; 3, Tröger 24.04; 4, Kozáry 24.18; 5, Kinah Chikontwe ZAM 27.32

Heat 3: 1, Knoll 23.50; 2, Pérec 23.73; 3, Figueiredo 23.81; 4, Dendy 24.18; 5, Elma Muros PHI 25.05; 6, Orit Kolodni ISR 25.35

Semi-finals (First 3 to final) (Mar 4)

Heat 1: 1, Ottey 22.72; 2, Kovtun 23.38; 3, Figueiredo 23.71; 4, Terri Dendy USA 23.75; 5, Tzvetanka Ilieva BUL 23.98; 6, Sabine Tröger AUT 24.24

Heat 2: 1, G Jackson 23.05; 2, Knoll 23.26; 3, Pérec 23.36; 4, Sisko Hanhijoki FIN 23.94; 5, Ágnes Kozáry HUN 24.37; Alice Jackson USA DQ

Seville 1991

Final (Mar 10)

1,	Merlene Ottey	JAM	22.24=WR
2,	Irina Sergeyeva	URS	22.41
3,	Grit Breuer	GER	22.58
4,	Andrea Thomas	GER	22.94
5,	Galina Malchugina	URS	23.20
6,	Sisko Hanhijoki	FIN	24.10

Ottey (lane 4) was keen to make amends for her surprise defeat in the 60m, and had Sergeyeva (lane 6) in her sights in the final. The Jamaican couldn't quite make up all the stagger, but clearly led for the entire race to equal her own world record of one week earlier. For the first time, four women broke 23 seconds in a single indoor race.

First round (First 2 & 2 fastest to semi-finals) (Mar 9)

Heat 1: 1, Breuer 23.49; 2, Ficher 23.56; 3, Mondie-Milner 23.64; 4, Norfalia Carabali COL 24.16; 5, Juana Mejia DOM 26.34

Heat 2: 1, Sergeyeva 23.35; 2, Davis 23.78; 3, Monika Spicková TCH 24.06; 4, Tian Yumei CHN 25.04; 5, Claudia Acerenza URU 25.69

Heat 3: 1, Ottey 23.30; 2, Williams 23.75; Cisse Mamaissata GUI DQ; Lasnet-Lelisse Nkouka CGO DNS

Heat 4: 1, Malchugina 23.77; 2, Olsen 24.01; 3, Karen Clarke CAN 24.28; Juliet Cuthbert JAM DNS

Heat 5: 1, Thomas 22.95; 2, Hanhijoki 23.56; 3, Kubalová 23.73; 4, Wang Huei-cheng TPE 23.81; 5, France Gareau CAN 24.18

Semi-finals (First 3 to final) (Mar 9)

Heat 1: 1, Ottey 22.64; 2, Thomas 22.98; 3, Malchugina 23.07; 4, Pauline Davis BAH 23.58; 5, Angela Williams TTO 23.66; 6, Renata Kubalová TCH 23.74

Heat 2: 1, Sergeyeva 22.86; 2, Breuer 23.10; 3, Hanhijoki 23.55; 4, Fabienne Ficher FRA 23.63; 5, Celena Mondie-Milner USA 23.73; 6, Sølvi Olsen NOR 24.70

200 Metres

Paris 1985

Final (Jan 18: Non-championship)

1,	Marita Koch	GDR	23.09
2,	Marie-Christine Cazier	FRA	23.33
3,	Kim Robertson	NZL	23.69
4,	Fabienne Ficher	FRA	23.75
5,	Mary Bolden	USA	23.89
6,	Semra Aksu	TUR	24.97

Koch had no trouble winning despite clocking a time which was 0.70 slower than her own world best.

First round (First 3 to final) (Jan 18)

Heat 1: 1, Ficher 23.86; 2, Robertson 23.91; 3, Bolden 24.25; 4, Maria Baez DOM 26.47

Heat 2: 1, Koch 23.53; 2, Cazier 23.74; 3, Aksu 24.56; 4, Alejandra Flores MEX 25.54

Indianapolis 1987

Final (Mar 7)

1,	Heike Drechsler	GDR	22.27WR
2,	Merlene Ottey	JAM	22.66
3,	Grace Jackson	JAM	23.21
4,	Alice Jackson	USA	23.55
5,	Mary Onyali	NGR	23.56
6,	Angela Phipps	CAN	23.77

The 1985 winner Koch had announced her retirement shortly before the championships, but the title remained with the GDR through Drechsler. The crowd, still buzzing after Ben Johnson's 60m win, were treated to another world record. Remarkably, the 22 year-old East German bettered Koch's world record in her first try at the event indoors.

"That's enough world records," said the winner, who had won the long jump gold earlier in the day. "I just want to go home and see my husband."

Ottey, drawn one lane inside Drechsler, actually matched strides with the East German for the first 150m and was rewarded with a Commonwealth record.

First round (First 2 & 4 fastest to semi-finals) (Mar 6)

Heat 1: 1, Drechsler 23.21; 2, A Jackson 23.82; 3, Ferrian 24.37; 4, Janet Montas DOM 25.91

Toronto 1993

Final (Mar 14)

1,	Irina Privalova	RUS	22.15
2,	Melinda Gainsford	AUS	22.73
3,	Natalya Voronova	RUS	22.90
4,	Sanna Hernesniemi	FIN	23.03
5,	Wendy Vereen	USA	23.34
6,	Dyan Webber	USA	23.53

In 1991, Privalova won the 60m and was second in the 200m. In Toronto it was the other way round. Her winning time of 22.15 was second only to Merlene Ottey's 21.87 set one month earlier.

A surprising second was Gainsford, who in her first indoor meeting set three national records.

First round (First 2 & 4 fastest to semi-finals) (Mar 13)

Heat 1: 1, Jardim 23.48; 2, Poelman 23.51; 3, Frazer 23.85; 4, Wang 24.13; 5, Éva Barati HUN 24.59; 6, Arely Franco ESA 27.00

Heat 2: 1, Privalova 23.57; 2, Hanhijoki 23.72; 3, Katerina Kóffa GRE 24.17; 4, Govindasamy Shanti MAS 24.34

Heat 3: 1, Gainsford 23.16; 2, Vereen 23.32; 3, Johansson 23.82; 4, Chen Zhaojing CHN 24.25; 5, Marcia Richardson GBR 24.50

Heat 4: 1, Voronova 23.42; 2, Hernesniemi 23.55; 3, Webber 23.70; Cathy Freeman AUS DQ

Semi-finals (First 2 & 2 fastest to final) (Mar 13)

Heat 1: 1, Gainsford 22.83; 2, Voronova 23.00; 3, Vereen 23.07; 4, Hernesniemi 23.56; 5, Wang Huei-Chen TPE 24.43; 6, Marika Johansson SWE 24.58

Heat 2: 1, Privalova 22.58; 2, Webber 23.54; 3, Lucrécia Jardim POR 23.63; 4, Jacqueline Poelman NED 23.70; 5, Merlene Frazer JAM 23.83; 6, Sisko Hanhijoki FIN 23.84

Barcelona 1995

Final (Mar 10)

1,	Melinda Gainsford	AUS	22.64
2,	Pauline Davis	BAH	22.68
3,	Natalya Voronova	RUS	23.01
4,	Silke Lichtenhagen	GER	23.23
5,	Zlatka Georgieva	BUL	23.36
6,	Juliet Cuthbert	JAM	23.43

The first morning session of the championships indicated that the track was slow. None of the men's heat times were quicker than 21 seconds. However, there was one fast time in the women's heats – an Oceanian record of 22.64 by Gainsford, who went on to go one better than her 1993 silver with a repeat of that heat time in the final.

Fabé Dia of France ran in both heat 2 and heat 4 after a volunteer crossed the track and blocked her way in the first of those races.

First round (First 2 & 4 fastest to semi-finals) (Mar 10)

Heat 1: 1, Gainsford 22.64; 2, Voronova 23.27; 3, Azarashvili 23.51; 4, Fabienne Ficher FRA 23.87; Wendy Vereen USA DQ

Heat 2: 1, Lichtenhagen 23.27; 2, Davis 23.29; 3, Hana Benešová CZE 23.87; 4, Aksel Gürçan TUR 24.36; Fabé Dia FRA DNF

Heat 3: 1, Georgieva 23.37; 2, Cuthbert 23.50; 3, Poelman 23.58; 4, Donatella Dal Bianco ITA 24.73; 5, Marcela Tiscornia URU 25.07; Sanna Hernesniemi FIN DNF

Heat 4: 1, Guidry 23.38; 2, Goncharenko 23.41; 3, Fomenko 23.52; 4, Kóffa 23.59; 5, Sharon Williams GBR 24.28; 6, Fabé Dia FRA 24.65

Semi-finals (First 3 to final) (Mar 10)

Heat 1: 1, Gainsford 22.88; 2, Voronova 22.91; 3, Cuthbert 22.95; 4, Katerina Kóffa GRE 23.82; 5, Maya Azarashvili GEO 23.88; Carlette Guidry USA DNS

Heat 2: 1, Davis 22.94; 2, Georgieva 23.03; 3, Lichtenhagen 23.11; 4, Svetlana Goncharenko RUS 23.16; 5, Viktoriya Fomenko UKR 23.47; 6, Jacqueline Poelman NED 24.07

Paris 1997

Final (Mar 8)

1,	Katerina Kóffa	GRE	22.76
2,	Juliet Cuthbert	JAM	22.77
3,	Svetlana Goncharenko	RUS	22.85
4,	Merlene Frazer	JAM	22.88
5,	Yekaterina Leshchova	RUS	23.81
	Carlette Guidry	USA	DNS

The policy of allocating lanes of the 200m races in Paris was that the three best qualifiers were given lanes 3, 4 or 5. Yet lane 6 proved to be the lane in which both the men's and women's gold medallists were drawn.

The best of the semi-finalists was Juliet Cuthbert, who won her heat in 22.62, just outside her personal best. The final saw her drawn in the worst of the three "preferred" lanes, lane 3. The Jamaican raced into the lead, but much effort had gone into negotiating her tight bend at top speed. She could not respond when Kóffa (lane 6) edged in front down the finishing straight. As she placed second in her semi-final, Kóffa had been given one of the unseeded lanes; she could just have easily been placed in lane 1 or 2.

In May 1998, the IAAF Council decided that in future indoor 200m championships, the outermost lanes should go to the best placed athletes in earlier rounds.

First round (First 2 and 8 fastest to semi-finals) (Mar 7)

Heat 1: 1, Gainsford-Taylor 23.13; 2, Frazer 23.27; 3, De Angeli 23.32; 4, Marina Filipović YUG 23.84; 5, Ameerah Bello ISV 24.34

Heat 2: 1, Cuthbert 22.76; 2, Leshchova 23.17; 3, Bodritskaya 23.25; 4, Hewitt 23.74; 5, Gaines 23.78

Heat 3: 1, Goncharenko 23.07; 2, Davis 23.30; 3, Merry 23.82; 4, Nora Ivanova BUL 23.94; 5, Delphine Combe FRA 24.31; Aksel Gürçan TUR DNS

Heat 4: 1, Donders 23.72; 2, Yan 23.73; 3, Fraser 23.78; 4, Suchovská 23.80; 5, Alenka Bikar SLO 24.08

Heat 5: 1, Kóffa 23.05; 2, Guidry 23.43; 3, Gachevska 23.72; 4, Fabienne Ficher FRA 23.88; 5, Elena Apollonio ITA 24.10; 6, Sabine Kirchmaier AUT 24.29

Semi-finals (First 2 to final) (Mar 7)

Heat 1: 1, Frazer 22.95; 2, Kóffa 22.96; 3, Mireille Donders SUI 23.30; 4, Chryste Gaines USA 23.31; 5, Svetlana Bodritskaya KAZ 23.95; 6, Lauren Hewitt AUS 23.97

Heat 2: 1, Cuthbert 22.62; 2, Leshchova 23.00; 3, Pauline Davis BAH 23.04; 4, Virna De Angeli ITA 23.39; 5, Monika Gachevska BUL 24.47; Katharine Merry GBR DNS

Heat 3: 1, Goncharenko 22.88; 2, Guidry 23.48; 3, Erika Suchovská CZE 23.63; 4, Donna Fraser GBR 23.86; 5, Yan Jiankui CHN 24.18; Melinda Gainsford-Taylor AUS DQ (r163.3)

Maebashi 1999

Final (Mar 6)

1,	Ionela Tîrlea	ROU	22.39	0.154
2,	Svetlana Goncharenko	RUS	22.69	0.126
3,	Pauline Davis	BAH	22.70	0.168
4,	Oksana Ekk	RUS	23.03	0.133
5,	Juliet Campbell	JAM	23.11	0.157
6,	Birgit Rockmeier	GER	23.74	0.142

Drawn inside her biggest rival Goncharenko, Tîrlea (lane 5) went ahead on the second bend and stormed away down the straight. The time of 22.39 made her the joint fifth fastest woman of all-time.

After the final, Tîrlea claimed that she had come to Maebashi undecided about running the 200m or 400m. One wondered what she might achieve outdoors in her main event, the 400m hurdles, but she went on to be injured for most of 1999 and 2000.

First round (First 2 & 8 fastest to semi-finals) (Mar 5)

Heat 1: 1, Ekk 22.91; 2, Dia 23.13; 3, Anderson 23.76; 4, Tamara Shanidze GEO 25.42; Monika Gachevska BUL DNF

Heat 2: 1, Goncharenko 22.94; 2, Visockaitė 23.39; 3, Bikar 23.40; 4, Feagin-Alexander 23.53; 5, Marie Gnahore CIV 24.51

Heat 3: 1, Rockmeier 23.10; 2, Hartman 23.16; 3, Suchovská 23.35; 4, Ivanova 23.57

Heat 4: 1, Campbell 23.05; 2, Rockmeier 23.28; 3, Radecka 23.36; 4, Colander 23.70; Motoka Arai JPN DNS

Heat 5: 1, Tîrlea 22.64; 2, Davis 22.94; 3, Ficher 23.80; 4, Elena Corcoles ESP 24.05; 5, Olga Dor ISR 25.26

Semi-finals (First 2 to final) (Mar 5)

Heat 1: 1, Tîrlea 22.66; 2, Davis 22.93; 3, Fabé Dia FRA 23.19; 4, Alenka Bikar SLO 23.45; 5, Zuzanna Radecka POL 23.67; 6, Shani Anderson GBR 24.58

Heat 2: 1, Ekk 23.01; 2, Rockmeier 23.15; 3, Wendy Hartman RSA 23.21; 4, Erika Suchovská CZE 23.58; 5, Zundra Feagin-Alexander USA 24.16; 6, Fabienne Ficher FRA 24.32

Heat 3: 1, Goncharenko 22.70; 2, Campbell 22.96; 3, Gabi Rockmeier GER 23.31; 4, Agnė Visockaitė LTU 23.81; 5, LaTasha Colander USA 24.35; Nora Ivanova BUL DNS

Lisbon 2001

Final (Mar 10)

1,	Juliet Campbell	JAM	22.64
2,	LaTasha Jenkins	USA	22.96
3,	Natalya Safronnikova	BLR	23.17
4,	Susanthika Jayasinghe	SRI	23.24
5,	Muriel Hurtis	FRA	23.63
6,	Alenka Bikar	SLO	23.74

Campbell had far and away the best time in the semi-finals and was even more dominant in the final. Drawn in lane 5, she raced away to win in a personal best of 22.64. Jenkins (lane 4) surprisingly took the silver ahead of the other semi-final winners.

First Round (Winner & 6 fastest to semi-finals) (Mar 9)

Heat 1: 1, Jayasinghe 22.99; 2, Güner 23.46; 3, Alena Petrova TKM 24.68; 4, Hazel Mthethwa SWZ 28.19

Heat 2: 1, Safronnikova 23.23; 2, Rockmeier 23.28; 3, Shamila Abdul Majeed MDV 28.71; Myriam Mani CMR DNS

Heat 3: 1, Hurtis 23.29; 2, Kapachinskaya 23.53; 3, Enikő Szabó HUN 24.49

Heat 4: 1, Bikar 23.43; 2, Mayr 23.52; 3, Natalya Mikhaylovskaya RUS 23.79

Heat 5: 1, Jenkins 23.30; 2, Dia 23.45; 3, Darsha 23.78

Heat 6: 1, Campbell 23.06; 2, Liu Xiaomei CHN 24.20; (2,) Kelli White USA DQ (r40.8) (23.81)

Semi-finals (First 2 to final) (Mar 10)

Heat 1: 1, Campbell 22.72; 2, Jenkins 23.03; 3, Fabé Dia FRA 23.39; 4, Anastasiya Kapachinskaya RUS 23.61

Heat 2: 1, Jayasinghe 23.04; 2, Bikar 23.27; 3, Birgit Rockmeier GER 23.35; 4, Damayanthi Darsha SRI 24.00

Heat 3: 1, Safronnikova 23.02; 2, Hurtis 23.06; 3, Karin Mayr AUT 23.52; 4, Nora Güner TUR 23.62

Birmingham 2003

Final (Mar 15)

1,	Muriel Hurtis	FRA	22.54
2,	Anastasiya Kapachinskaya	RUS	22.80
3,	Juliet Campbell	JAM	22.81
4,	Cydonie Mothersill	CAY	23.18
5,	Natalya Safronnikova	BLR	23.61
(1,)	Michelle Collins	USA	DQ (r40.8) (22.18)

A French victory looked likely after European Champion Hurtis clocked 22.75 in the first round then a national record of 22.49 in the first semi-final. Then Collins provided one of the surprises of the championships by lowering her own national record to 22.31 in the second semi. Her outdoor best was just 22.57 and she was best known as a 400m runner.

In the final, the American drew the favourable lane six and although Hurtis (lane 5) appeared to make up some of the stagger on the first bend, the American stretched away in the last 100m to win in 22.18 for third on the world all-time list. Kapachinskaya pipped defending champion Campbell for the bronze. Unfortunately for Collins, she suffered an injury to her left hamstring during the race and never competed again in 2003.

In July 2004, the US Anti-Doping Agency announced that it was seeking a lifetime ban for Collins for drug use. Evidence revealed by the federal investigation into the Bay Area Laboratory Co-Operative (BALCO) – a Northern California nutrition company – allegedly showed that Collins was a client. She denied the claims and intended to take her case to the Court of Arbitration for Sport, but in the summer of 2005 Collins accepted a four-year suspension from July 16, 2004 plus disqualification of all her results from February 1, 2002. So after more than two years, Hurtis was declared the World Indoor Champion of 2003.

First round (First 2 to semi-finals) (Mar 14)

Heat 1: 1, Hurtis 22.75; 2, Spencer 23.59; 3, Daniela Graglia ITA 23.66

Heat 2: 1, Kapachinskaya 22.80; 2, Maydanova 23.30; Alenka Bikar SLO DQ (r163.3)

Heat 3: 1, Mothersill 23.16; 2, Felix 23.36; 3, Yelena Pastushenko UKR 23.80; Mary Onyali NGR DQ (r163.3)

Heat 4: 1, Safronnikova 23.26; 2, Levorato 23.46; 3, Lucia Ivaňová SVK 23.47; Gretta Taslakian LIB DQ (r163.3)

Heat 5: 1, Campbell 23.12; 2, Tabakova 23.58; 3, Céline Pace MLT 25.93; Roxana Diaz CUB DQ (r163.3)

Heat 6: 1, Sheehy 23.46; 2, Solène Desert FRA 23.82; (1,) Collins DQ (r40.8) (23.01)

Semi-finals (First 2 to final) (Mar 14)

Heat 1: 1, Hurtis 22.49; 2, Safronnikova 22.91; 3, Maryna Maydanova UKR 23.26; 4, Yuliya Tabakova RUS 23.64

Heat 2: 1, Campbell 22.84; 2, Ciara Sheehy IRL 23.23; 3, Manuela Levorato ITA 23.52; (1,) Collins DQ (r40.8) (22.31)

Heat 3: 1, Kapachinskaya 22.76; 2, Mothersill 22.85; 3, Allyson Felix USA 23.29; 4, Amy Spencer GBR 23.73

Budapest 2004

Final (Mar 7)

1,	Natalya Safronnikova	BLR	23.13
2,	Svetlana Goncharenko	RUS	23.15
3,	Karin Mayr-Krifka	AUT	23.18
4,	Maryna Maydanova	UKR	23.64
5,	Natalya Pygyda	UKR	23.80
(1,)	Anastasiya Kapachinskaya	RUS	DQ (r40.1) (22.78)

Mayr-Krifka had a big contingent of supporters on the backstraight and led into the finishing straight, only to be passed by three women with Kapachinskaya (lane 6) ending up an easy winner. With this being the last ever world indoor 200m final, the Russian ought to have stood as champion for eternity, but she failed her doping test and so was disqualified. The title therefore went to Safronnikova, who in any case had run fantastically well from lane 3 to defeat all the legitimate competitors drawn on her outside. The event was discontinued for the reasons explained in the men's 200m report of 2004.

First round (First 2 & 2 fastest to semi-finals) (Mar 6)

Heat 1: 1, Pygyda 23.39; 2, Sheehy 23.86; 3, Gretta Taslakian LIB 25.80; (1,) Kapachinskaya RUS DQ (r40.1) (23.10)

Heat 2: 1, Goncharenko 23.08; 2, Nikolett Listár HUN 23.71; 3, Johanna Manninen FIN 23.79; (2,) Cox DQ (r40.8) (23.23)

Heat 3: 1, Mayr-Krifka 23.38; 2, Campbell 23.51; 3, Boone 23.59; 4, Yulia Novita INA 26.69

Heat 4: 1, Safronnikova 23.03; 2, Maydanova 23.34; 3, Bikar 23.36; Vida Anim GHA DNS

Semi-finals (First 3 to final) (Mar 6)

Heat 1: 1, Mayr-Krifka 23.11; 2, Goncharenko 23.13; 3, Maydanova 23.47; 4, Rachele Boone USA 23.53; Juliet Campbell JAM DNS

Heat 2: 1, Safronnikova 22.96; 2, Pygyda 23.46; 3, Alenka Bikar SLO 23.46; (4,) Crystal Cox USA DQ (r40.8) (23.55); (1,) Kapachinskaya DQ (r40.1) (22.86)

200 METRES

Multiple Medalists:

3	Merlene Ottey	JAM	87-2, 89-1, 91-1
	Svetlana Goncharenko	RUS	97-3, 99-2, 04-2
2	Grace Jackson	JAM	87-3, 89-2
	Irina Sergeyeva/Privalova	URS/RUS	91-2, 93-1
	Melinda Gainsford	AUS	93-2, 95-1
	Natalya Voronova	RUS	93-3, 95-3
	Pauline Davis	BAH	95-2, 99-3
	Juliet Campbell	JAM	01-1, 03-3
	Natalya Safronnikova	BLR	01-3, 04-1

Most Finals:

3	Ottey		87-2, 89-1, 91-1
	Goncharenko		97-3, 99-2, 04-2
	Campbell		99-5, 01-1, 03-3
	Safronnikova		01-3, 03-5, 04-1
2	Jackson		
	Sergeyeva/Privalova		
	Gainsford		
	Voronova		
	Cuthbert		
	Davis		
	Muriel Hurtis	FRA	01-5, 03-1

Most Appearances:

5	Fabienne Ficher	FRA	85-4, 91-4s2, 95-4h1, 97-4h5, 99-6s2
	Alenka Bikar	SLO	97-5h4, 99-4s1, 01-6, 03-dq/h2, 04-3s2
4	Davis		91-4s1, 95-2, 97-3s2, 99-3
	Goncharenko		95-4s2, 97-3, 99-2, 04-2
	Campbell		99-5, 01-1, 03-3, 04-dns/s1

Womens 200 Metres, continued									
National Placings:									
	1	2	3	4	5	6	7	8	Points
JAM	3	3	2	1	1	1	-	-	69
RUS	1	3	3	1	1	-	-	-	56
GER	2	-	1	3	-	1	-	-	40
FRA	1	1	-	1	1	1	-	-	27
USA	-	1	-	1	2	1	-	-	23
BLR	1	-	1	-	1	-	-	-	18
URS	-	1	1	-	1	-	-	-	17
AUS	1	1	-	-	-	-	-	-	15
BAH	-	1	1	-	-	-	-	-	13
UKR	-	-	-	1	1	-	-	-	9
GRE	1	-	-	-	-	-	-	-	8
ROU	1	-	-	-	-	-	-	-	8
FIN	-	-	-	1	-	1	-	-	8
AUT	-	-	1	-	-	-	-	-	6
NZL	-	-	1	-	-	-	-	-	6
CAY	-	-	-	1	-	-	-	-	5
SRI	-	-	-	1	-	-	-	-	5
BRA	-	-	-	-	1	-	-	-	4
BUL	-	-	-	-	1	-	-	-	4
NGR	-	-	-	-	1	-	-	-	4
CAN	-	-	-	-	-	1	-	-	3
SLO	-	-	-	-	-	1	-	-	3
TUR	-	-	-	-	-	1	-	-	3
Totals	11	11	11	11	11	8	0	0	354

Event discontinued after 2004

400 Metres

Paris 1985

Final (Jan 19: Non-championship)

1, Diane Dixon	USA	53.35
2, Régine Berg	BEL	53.81
3, Charmaine Crooks	CAN	54.08
4, Antonella Ratti	ITA	55.30
5, Odny Arnadóttir	ISL	56.94
Giannina Otoyá	PER	DNS

Dixon led from start to finish, passing halfway in 25.13. Hers was the only US victory of the weekend.

Indianapolis 1987

Final (Mar 8)

1, Sabine Busch	GDR	51.66
2, Lillie Leatherwood	USA	52.54
3, Judit Forgács	HUN	52.68
4, Olga V. Nazarova	URS	52.76
5, Rositza Stamenova	BUL	53.56
6, Esmie Lawrence	CAN	54.38

There was disappointment at the withdrawal of 1985 winner Dixon and the loss of form by Müller. The upsets continued in the final, when Busch, a comfortable winner, was disqualified for stepping into lane 3 on the first bend. After a protest, she was re-instated.

Busch won from the front, passing halfway in 23.95. Conversely, runner-up Leatherwood was last at the 300m point before improving to win the only US women's medal of the championships.

First round (First 2 & 4 fastest to semi-finals) (Mar 6)

Heat 1: 1, Müller 54.40; 2, Leatherwood 54.69; 3, Crooks 55.00; 4, Kehinde Vaughn NGR 56.72; 5, Esther Kavaya KEN 58.23

Heat 2: 1, Stamenova 53.47; 2, Lawrence 53.74; 3, Bakare 53.83; 4, Josephine Singarayar MAS 56.05; Ana Maria Luzio BOL DNS

Heat 3: 1, Forgács 53.80; 2, Wojdecka 54.13; 3, Stepanova 54.78; 4, Janice Kelly SKN 55.20

Heat 4: 1, Busch 53.50; 2, Nazarova 53.68; 3, Perez 53.84; 4, Norfalia Carabali COL 55.36; 5, Adriana Martinez ECU 59.02; 6, Rowan Maynard ANT 59.75

Semi-finals (First 3 to final) (Mar 6)

Heat 1: 1, Stamenova 52.69; 2, Forgács 52.83; 3, Lawrence 52.85; 4, Marzena Wojdecka POL 53.27; 5, Charmaine Crooks CAN 53.53; Marina Stepanova URS DNS

Heat 2: 1, Busch 52.27; 2, Leatherwood 52.74; 3, Nazarova 52.88; 4, Petra Müller GDR 52.92; 5, Cristina Pérez ESP 53.36; 6, Airat Bakare NGR 54.12

Budapest 1989

Final (Mar 4)

1, Helga Arendt	FRG	51.52
2, Diane Dixon	USA	51.77
3, Jillian Richardson	CAN	52.02
4, Maree Holland	AUS	52.17
5, Marina Shmonina	URS	52.44
6, Sally Gunnell	GBR	52.60

The 1985 winner Dixon – so far unbeaten in 1989 – appeared to be heading for the lead at the bell but allowed Arendt to close up on her inside. So it was the German who got to 200m in lane 1 in 23.80 with Dixon to her right having no choice but to fall back and give chase. The tall German kept up the pace on the second lap and easily held off Dixon's charge.

First round (Winner & 9 fastest to semi-finals) (Mar 3)

Heat 1: Holland 52.90; 2, Shmonina 53.03; 3, Forgács 53.33; 4, Miles 53.33

Heat 2: 1, Dixon 53.15; 2, Richardson 53.36; 3, Szabó 53.41; 4, Marcia Tate JAM 53.53; 5, Angela Piggford GBR 53.69

Heat 3: 1, Gunnell 52.91; 2, Crooks 53.22; 3, Arendt 53.31; 4, Kharlamova 53.44; 5, Oanta 53.50

Semi-finals (First 3 to final) (Mar 3)

Heat 1: 1, Dixon 52.12; 2, Richardson 52.17; 3, Holland 52.21; 4, Marina Kharlamova URS 52.23; 5, Charmaine Crooks CAN 52.52; 6, Judit Forgács HUN 53.86

Heat 2: 1, Arendt 52.29; 2, Shmonina 52.33; 3, Gunnell 52.35; 4, Iolanda Oanta ROU 52.93; 5, Erzsébet Szabó HUN 52.93; 6, Jearl Miles USA 53.28

Seville 1991

Final (Mar 10)

1, Diane Dixon	USA	50.64
2, Sandra Myers	ESP	50.99
3, Anita Protti	SUI	51.41
4, Aelita Yurchenko	URS	51.59
5, Jearl Miles	USA	52.00
6, Lyudmila Dzhigalova	URS	52.19

Dixon felt she lost the 1989 title after being pushed at the bell. This time, she took no chances and raced off to a clear lead at 200m (23.92). The American, wearing a special silver-grey headband, pulled away in the second lap while Myers moved into second place. The American-born Spaniard was poised to catch Dixon in the straight, but the New Yorker did not fade and crossed the line in 50.64, the world's fastest time in three years. It was the first world indoor championship title to be won by a US woman – disregarding Dixon's own win at this event in the 1985 Paris Games.

All six finalists set personal bests, with the first three setting national records.

First round (First 2 & 6 fastest to semi-finals) (Mar 8)

Heat 1: 1, Miles 53.88; 2, Schreiter 54.00; 3, Protti 54.01; 4, Oanta 54.26; 5, Soledad Acerenza URU 56.57; 6, Lasnet-Lelisse Nkouka CGO 58.50

Heat 2: 1, Dixon 52.72; 2, Myers 53.01; 3, Spence-Gardner 53.34; 4, Dzhigalova 53.87; 5, Edeh 54.53

Heat 3: 1, Yurchenko 52.15; 2, Bátori 52.60; 3, Merino 52.68; 4, Norfalia Carabali COL 54.78; 5, Nezha Bidouane MAR 55.69; Fatima Yusuf NGR DQ

Semi-finals (First 3 to final) (Mar 9)

Heat 1: 1, Myers 52.16; 2, Miles 52.43; 3, Dzhigalova 52.68; 4, Vivienne Spence-Gardner JAM 52.84; 5, Rosey Edeh CAN 54.51; Noemi Bátori HUN DNF

Heat 2: 1, Dixon 51.97; 2, Yurchenko 52.14; 3, Protti 52.18; 4, Kathrin Schreiter GER 53.05; 5, Iolanda Oanta ROU 53.40; 6, Julia Merino ESP 53.51

Toronto 1993

Final (Mar 14)

1, Sandie Richards	JAM	50.93
2, Tatyana Alekseyeva	RUS	51.03
3, Jearl Miles	USA	51.37
4, Sandra Myers	ESP	51.45
5, Renee Poetschka	AUS	52.29
6, Kim Batten	USA	52.70

Alekseyeva went out quickly, but in a thrilling finish, Richards pipped the Russian in the last five metres of the race. Miles and Myers, fifth and second in the 1991 final, finished third and fourth.

First round (First 2 to final) (Mar 2)

Heat 1: 1, Poetschka 52.70; 2, Batten 52.77; 3, Karin Janke GER 52.83; 4, Regula Zürcher SUI 53.76

Heat 2: 1, Richards 51.86; 2, Alekseyeva 51.97; 3, Jillian Richardson-Briscoe CAN 52.15; 4, Ester Goossens NED 52.73

Heat 3: 1, Miles 51.76; 2, Myers 52.10; 3, Tatyana Ledovskaya BLR 53.24; 4, Deon Hemmings JAM 53.59; 5, Donald Duprey CAN 54.52

Barcelona 1995

Final (Mar 12)

1,	Irina Privalova	RUS	50.23
2,	Sandie Richards	JAM	51.38
3,	Daniela Georgieva	BUL	51.78
4,	Deon Hemmings	JAM	52.01
5,	Jearl Miles	USA	52.01
6,	Marie-Louise Bévis	FRA	53.27

As in 1993, Irina Privalova had compiled an excellent indoor season, with world records at 50m (5.96), 60m (6.92) and a European record at 200m (22.10). There were high hopes that the popular Russian might set another record in Barcelona in what would be her first foray at 400m indoors.

In the final, she raced through the first lap in 23.89 and passed 300m in around 36.7. Only defending champion Richards could offer a challenge. Privalova ended up with 50.23, the fourth quickest ever and the world's fastest since 1984. "The race was easy but I was very tired and had some problems with my nose," said the winner, "possibly a virus."

First round (First 2 & 4 fastest to semi-finals) (Mar 10)

Heat 1: 1, Miles 52.48; 2, Bévis 52.79; 3, Chebykina 52.84; 4, Yolanda Reyes ESP 53.56; 5, Zhang Hengyun CHN 54.27

Heat 2: 1, Nedelcu 53.10; 2, Richards 53.14; 3, Myers 53.22; 4, Melanie Neef GBR 53.34; 5, Cao Chunying CHN 55.32

Heat 3: 1, Privalova 52.78; 2, Graham 53.23; 3, Kostoválová 53.33; 4, Linda Kisabaka GER 53.68; 5, Susan Earnshaw GBR 53.85

Heat 4: 1, Georgieva 52.67; 2, Hemmings 52.91; 3, Dziurová 53.05; 4, Dora Kyriakou CYP 53.46; Myadagmaa Otgontuya MGL DNS

Semi-finals (Mar 11) (First 3 to final)

Heat 1: 1, Privalova 51.82; 2, Georgieva 52.34; 3, Hemmings 52.77; 4, Helena Dziurová CZE 53.18; 5, Kim Graham USA 53.46; 6, Sandra Myers ESP 53.75

Heat 2: 1, Richards 52.56; 2, Miles 52.61; 3, Bévis 52.85; 4, Tatyana Chebykina RUS 53.13; 5, Magdalena Nedelcu ROU 53.17; 6, Nadia Kostoválová CZE 53.38

Paris 1997

Final (Mar 9)

1,	Jearl Miles Clark	USA	50.96
2,	Sandie Richards	JAM	51.17
3,	Helena Fuchsová	CZE	52.04
4,	Ionela Tîrlea	ROU	52.06
5,	Charity Opara	NGR	52.19
6,	Grit Breuer	GER	52.22

Breuer and Opara fought for the lead at the bell (Opara 23.70), closely followed by Richards with Miles Clark 2m back. Approaching 300m, Richards squeezed in between the two leaders, bumping Opara in the process. The Jamaican led into the straight but was then run down by Miles Clark. Opara and Breuer faded to the back of the field.

First round (First 2 and 4 fastest to semi-finals) (Mar 7)

Heat 1: 1, Opara 52.02; 2, Kaiser-Brown 52.86; 3, Sally Gunnell GBR 53.05; 4, Olga Moroz UKR 53.82; 5, Marina Filipović YUG 54.18

Heat 2: 1, Breuer 52.43; 2, Fuchsová 52.69; 3, Afolabi 52.89; 4, Movchan 52.96; 5, Adina Valdez TTO 55.79; 6, Erum Khanum PAK 64.74

Heat 3: 1, Richards 52.26; 2, Tîrlea 52.49; 3, Kotlyarova 52.63; 4, Smith 52.74

Heat 4: 1, Miles Clark 52.63; 2, Benešová 52.94; 3, Deon Hemmings JAM 53.22; 4, Gudrun Arnardóttir ISL 53.41; 5, Nezha Bidouane MAR 53.54

Semi-finals (First 3 to final) (Mar 8)

Heat 1: 1, Opara 51.26; 2, Miles Clark 51.55; 3, Tîrlea 52.10; 4, Tatyana Movchan UKR 52.48; 5, Hana Benešová CZE 52.75; 6, Olga Kotlyarova RUS 53.17

Heat 2: 1, Richards 51.53; 2, Breuer 52.16; 3, Fuchsová 52.43; 4, Natasha Kaiser-Brown USA 52.82; 5, Phyllis Smith GBR 52.86; 6, Olabisi Afolabi NGR 53.33

Maebashi 1999

Final (Mar 7)

1,	Grit Breuer	GER	50.80
2,	Failat Ogunkoya	NGR	51.25
3,	Jearl Miles Clark	USA	51.45
4,	Ana Guevara	MEX	51.55
5,	Sandie Richards	JAM	51.75
6,	Deon Hemmings	JAM	52.04

Breuer ran the quickest first 150m and swept down from lane 5 to pass halfway in 23.59. Ogunkoya was a close second, followed by Guevara, Miles Clark and the two Jamaicans. Unlike 1997 when she finished last, the German did not falter and gradually lengthened her lead to win in a 1999 world best. Ogunkoya remained a clear second, but Guevara was caught by Miles Clark.

First round (First 2 & 4 fastest to semi-finals) (Mar 5)

Heat 1: 1, Breuer 51.13; 2, Nazarova 51.51; 3, Goossens 52.05; 4, De Angeli 52.50; 5, Ripanu 52.64

Heat 2: 1, Miles Clark 51.79; 2, Hemmings 52.10; 3, Opara 52.11; 4, Sakie Nobuoka JPN 54.11; 5, Kaltouma Nadjina CHA 54.30

Heat 3: 1, Richards 52.40; 2, Ogunkoya 52.64; 3, Susan Andrews AUS 52.65; 4, Shanelle Porter USA 52.65

Heat 4: 1, Kotlyarova 52.06; 2, Guevara 52.43; 3, Sinead Dudgeon GBR 52.84; 4, Tonique Williams BAH 54.65; 5, Chen Yuxiang CHN 55.14

Semi-finals (First 2 & 2 fastest to final) (Mar 6)

Heat 1: 1, Breuer 50.88; 2, Ogunkoya 51.44; 3, Richards 51.54; 4, Ester Goossens NED 52.09; 5, Alina Ripanu ROU 53.29; Natalya Nazarova RUS DNF

Heat 2: 1, Miles Clark 50.83; 2, Guevara 50.93; 3, Hemmings 51.47; 4, Olga Kotlyarova RUS 51.69; 5, Charity Opara NGR 52.31; 6, Virna De Angeli ITA 52.95

Lisbon 2001

Final (Mar 11)

1,	Sandie Richards	JAM	51.04
2,	Olga Kotlyarova	RUS	51.56
3,	Olesya Zykina	RUS	51.71
4,	Kaltouma Nadjina	CHA	52.49
5,	Monique Hennagan	USA	52.83
6,	Suziann Reid	USA	71.50

Reid was the fastest starter in the final, but by the bell (23.65) the experienced Richards was in front. Kotlyarova – the world leader at 50.42 – tried to get past on the last bend but the 32 year-old Jamaican continued to run strongly and regained her title. In the straight Kotlyarova eased off and was closed on by her team-mate Zykina.

First round (First 2 & 4 fastest to semi-finals) (Mar 9)

Heat 1: 1, Richards 52.11; 2, Zykina 52.48; 3, Sologub 53.10; 4, Pompey 53.32; 5, Williams 53.39

Heat 2: 1, Kotlyarova 52.61; 2, Hennagan 52.99; 3, Chrisoula Goudenoudhi GRE 53.62; 4, Žana Minina LTU 53.68; Damayanthi Darsha SRI DNF

Heat 3: 1, Murphy 52.61; 2, Reid 52.65; 3, Tîrlea 53.05; 4, Catherine Scott JAM 53.82

Heat 4: 1, Ghosh 52.49; 2, Nadjina 52.53; 3, LaDonna Antoine-Watkins CAN 53.82; 4, Carmo Tavares POR 53.82; 5, Karen Shinkins IRL 53.90

Semi-finals (First 3 to final) (Mar 10)

Heat 1: 1, Richards 51.98; 2, Zykina 52.18; 3, Hennagan 52.43; 4, Catherine Murphy GBR 52.45; 5, Ionela Tîrlea ROU 52.87; 6, Foy Williams CAN 53.61

Heat 2: 1, Kotlyarova 51.63; 2, Reid 51.84; 3, Nadjina 51.92; 4, Shanta Ghosh GER 51.93; 5, Aliann Pompey GUY 53.18; 6, Natalya Sologub BLR 53.60

Birmingham 2003

Final (Mar 16)

1,	Natalya Nazarova	RUS	50.83
2,	Christine Amertil	BAH	51.11
3,	Grit Breuer	GER	51.13
4,	Catherine Murphy	GBR	51.99

5,	Monique Hennagan	USA	52.08
6,	Svetlana Usovich	BLR	52.72

Natalya Nazarova was the fastest woman in the world with 50.57 and was much the quickest heat winner in 51.24, but that result was soon annulled because Nazarova was disqualified for a lane infringement. After an examination of a video of the race, she was re-instated by the Jury of Appeal and won her semi-final in 50.90. By this stage, two serious challengers had emerged from the Bahamas: Amertil and Williams. Amertil finished close behind Nazarova in the first semi and Williams won the second in 51.25 ahead of former champion Breuer, but she ran out of her lane and was disqualified.

Nazarova and Amertil battled for the lead in the first lap of the final. The Russian was slightly ahead and passed 200m in 23.57. Amertil was on the Russian's left shoulder and lost her stride when the leader cut in, losing around 5m at the bell. Nazarova raced clear in the third 100m, but her advantage was reduced as the Bahamian and Breuer duelled for the silver medal.

First round (First 2 & 2 fastest to semi-finals) (Mar 14)

Heat 1: 1, Williams 52.04; 2, Pechonkina 52.62; 3, Meadows 52.74; 4, Sandrine Thiébaud-Kangni TOG 53.51; 5, Monika Niederstätter ITA 53.57; 6, Tiffany Barnes USA 54.38

Heat 2: 1, Amertil 52.15; 2, Hennagan 52.83; 3, Karen Shinkins IRL 53.59; 4, Carmo Tavares POR 53.65; 5, Damayanthi Dharsha SRI 54.61; 6, Koldiana Shala ALB 57.81

Heat 3: 1, Nazarova 51.24; 2, Murphy 51.89; 3, Ronetta Smith JAM 53.66; 4, Maria Teresa Schutzmann ITA 54.51; Mireille Nguimgo CMR DQ (r163.3)

Heat 4: 1, Usovich 52.20; 2, Pompey 52.86; 3, Kaltouma Nadjina CHA 53.50; 4, Antonina Yefremova UKR 53.64; 5, Salhate Djamelidine COM 58.88; Karla Hernández ESA DQ (r163.3)

Heat 5: 1, Breuer 52.10; 2, Richards 52.46; 3, Prokopek 52.72; 4, Awatef Ben Hassine TUN 54.01; 5, Geisa Coutinho BRA 54.23; 6, Yvonne Harrison PUR 56.17

Semi-finals (First 3 to final) (Mar 15)

Heat 1: 1, Nazarova 50.90; 2, Amertil 51.11; 3, Usovich 52.18; 4, Sandie Richards JAM 52.20; 5, Aliann Pompey GUY 52.74; 6, Jenny Meadows GBR 53.36

Heat 2: 1, Breuer 51.56; 2, Murphy 51.74; 3, Hennagan 51.89; 4, Grażyna Prokopek POL 53.07; Yuliya Pechonkina RUS DQ (r163.3); Tonique Williams BAH DQ (r163.3)

Budapest 2004

Final (Mar 6)

1,	Natalya Nazarova	RUS	50.19
2,	Olesya Krasnomovets	RUS	50.65
3,	Tonique Williams	BAH	50.87
4,	Ionela Tîrlea	ROU	51.58
5,	Julian Clay	USA	52.82
6,	Fani Halkiá	GRE	52.90

At the Russian indoor championships Nazarova had threatened the world indoor record with 49.68, while Krasnomovets was second in 50.82. The two Russians won their semis and dominated in the final where Nazarova passed halfway about two metres up on Krasnomovets in 23.70. She went on to break the championship record with her compatriot second, though Krasnomovets did come under pressure from Williams who was only fifth at the bell.

First round (First 2 & 4 fastest to semi-finals) (Mar 5)

Heat 1: 1, Williams 51.76; 2, Tîrlea 52.00; 3, Karagounis 52.66; 4, Androula Sialou CYP 53.62; 5, Sandrine Thiébaud-Kangni TOG 52.72; 6, Joanne Cuddihy IRL 54.02

Heat 2: 1, Halkiá 51.77; 2, Murphy 52.18; 3, Usovich 52.19; 4, Nguimgo 53.17; 5, Gigi Miller USA 53.71; 6, Bárbara Petráhn HUN 53.78

Heat 3: 1, Krasnomovets 52.17; 2, Clay 53.04; 3, Ronetta Smith JAM 53.39; 4, Beatrice Dahlgren SWE 53.90; 5, Rakia Al-Gassra BRN 54.24; 6, Karen Shinkins IRL 54.37

Heat 4: 1, Nazarova 51.77; 2, Goudenoúdi 53.09; 3, Prokopek 53.16; 4, Michelle Burgher JAM 54.18; 5, Klodiana Shala ALB 54.62; 6, Carmo Tavares POR 54.79

Semi-finals (First 3 to final) (Mar 6)

Heat 1: 1, Krasnomovets 51.53; 2, Williams 51.85; 3, Tîrlea 51.95; 4, Svetlana Usovich BLR 52.21; 5, Helen Karagounis GBR 52.53; 6, Chrisoula Goudenoúdi GRE 52.84

Heat 2: 1, Nazarova 50.91; 2, Halkiá 51.68; 3, Clay 52.35; 4, Catherine Murphy GBR 52.59; 5, Grażyna Prokopek POL 52.60; 6, Mireille Nguimgo CMR 53.22

Moscow 2006

Final (Mar 12)

1,	Olesya Krasnomovets	RUS	50.04
2,	Vania Stambolova	BUL	50.21
3,	Christine Amertil	BAH	50.34
4,	Natalya Nazarova	RUS	50.60
5,	Novlene Williams	JAM	51.82
6,	Mariyana Dimitrova	BUL	52.66

Shockingly, the 2003 and 2004 champion Nazarova was left without a medal. Stambolova and Krasnomovets were the fastest in the heats and semi-finals, with the Bulgarian edging Nazarova 50.66 to 50.67 in the first race, while Krasnomovets was a clear winner ahead of Amertil. The US Champion Richards – fighting a heavy cold – failed to qualify. Nazarova – who had won the Russian title with the fastest time in the world in 2006 (49.98) – was the early leader in the final, passing 200m in 23.61. She still led at 300m (36.4), but in the last 50m was passed by Krasnomovets, Amertil and Stambolova. The fast-finishing Bulgarian then moved into second spot behind the ecstatic Russian who set the only championship record of the weekend.

First round (First 2 & 4 fastest to semi-finals) (Mar 10)

Heat 1: 1, Stambolova 51.04; 2, Williams 51.57; 3, Usovich 51.71; 4, Moroşanu 52.49; Alissa Kallinikou CYP DNS

Heat 2: 1, Nazarova 51.77; 2, Dimitrova 52.07; 3, Bejnar 52.36; 4, Danijela Grgic CRO 52.91; 5, Klodiana Shala ALB 54.21

Heat 3: 1, Krasnomovets 51.18; 2, Hoffmann 53.05; 3, Mary Danner USA 53.07; 4, Ronetta Smith JAM 53.57; 5, Sandrine Thiébaud-Kangni TOG 53.83

Heat 4: 1, Richards 52.25; 2, Amertil 52.33; 3, Prokopek 52.89; 4, Aliann Pompey GUY 53.72

Semi-finals (First 3 to final) (Mar 11)

Heat 1: 1, Stambolova 50.66; 2, Nazarova 50.67; 3, Williams 51.25; 4, Ilona Usovich BLR 51.53; 5, Claudia Hoffmann GER 52.32; 6, Grażyna Prokopek POL 53.64

Heat 2: 1, Krasnomovets 50.61; 2, Amertil 51.09; 3, Dimitrova 52.17; 4, Sanya Richards USA 52.46; 5, Angela Moroşanu ROU 52.57; 6, Monika Bejnar POL 52.60

Valencia 2008

Final (Mar 9)

1,	Olesya Zykina	RUS	51.09
2,	Natalya Nazarova	RUS	51.10
3,	Shareese Woods	USA	51.41
4,	Antonina Yefremova	UKR	51.53
5,	Angela Moroşanu	ROU	53.07
6,	Moushaumi Robinson	USA	53.10

Zykina was the favourite, having beaten her teammate Nazarova 51.09 to 51.57 at the Russian championships. Both won their semi-finals in 51.75, and though three others ran faster than 52.00 in those races, it made no dent in the view that the gold medal would be between the two Russians.

Zykina took the lead early from lane 6, passing through 200m in 23.73, with Nazarova four metres behind (24.2). Nazarova gradually closed that gap throughout the second lap and the two Russians crossed the line together, but Zykina got the verdict, 51.09 to 51.10. Nazarova thus equalled Sandie Richards' record of four medals in the event. Woods, who had set a lifetime best of 51.87 in the semi-final, again improved to take bronze in 51.41 ahead of Yefremova.

First round (First 3 & 3 fastest to semi-finals) (Mar 7)

Heat 1: 1, Zykina 51.96; 2, Robinson 52.45; 3, Batimala 54.02; 4, Nikolett Listár HUN 55.37; 5, Martina Xuereb MLT 57.62; Moya Thompson JAM DNF

Heat 2: 1, Nazarova 52.40; 2, Yefremova 52.64; 3, Woods 52.65; 4, Hejnová 53.04; 5, Nachula 53.52; 6, Vera Barbosa CPV 57.55

Heat 3: 1, Montsho 52.96; 2, Moroşanu 53.32; 3, Pygyda 53.44; 4, Tsvetelina Kirilova BUL 53.66; 5, Sandrine Thiébaud-Kangni TOG 54.02; (3) Ekpuhkhon DQ (r40.8) (53.34)

Semi-finals (First 3 to final) (Mar 8)

Heat 1: 1, Zykina 51.75; 2, Yefremova 51.79; 3, Robinson 51.85; 4, Racheal Nachula ZAM 53.30; 5, Makelesi Batimala FIJ 54.23; Christy Ekpuhkhon NGR DQ (r40.8) (DNS)

Heat 2: 1, Nazarova 51.62; 2, Woods 51.87; 3, Moroşanu 52.83; 4, Zuzana Hejnová CZE 53.16; 5, Amantle Montsho BOT 53.21; 6, Natalya Pygyda UKR 53.33

Doha 2010

Final (Mar 13)

1,	Debbie Dunn	USA	51.04
2,	Tatyana Firova	RUS	51.13
3,	Vania Stambolova	BUL	51.50
4,	Amantle Montsho	BOT	52.53
5,	Aliann Pompey	GUY	52.75
	Novlene Williams-Mills	JAM	DNF

Jamaican-born Dunn was the fastest entrant with 50.86 and had the quickest heat, but Firova and Williams-Mills were each faster in the semi-finals. Dunn took the lead in the final, and passed 200m in 23.88. As Firova and Williams-Mills converged in pursuit, the Jamaican came off the worst and suddenly stepped from the track despite being well clear of fourth place. Dunn reached the finishing straight with a 3m advantage, but only just held off Firova 51.04 to 51.13, with both running low-altitude personal bests.

First round (First 2 & 4 fastest to semi-finals) (Mar 12)

Heat 1: 1, Dunn 52.24; 2, Amertil 52.50; 3, Montsho 52.72; 4, Kou Luogon LBR 53.69; (5), Mounira Al-Saleh SYR DQ (r40.8) (54.53)

Heat 2: =1, Rosolová & Trotter 52.75; 3, Pompey 52.76; (4), Wilkins DQ (r40.1) (52.86)

Heat 3: 1, Nazarova 53.50; 2, Stambolova 53.57; 3, Virginie Michanol FRA 53.70; 4, Antonina Yefremova UKR 53.97; 5, Tjipekapora Herunga NAM 55.40; 6, Kay Khine Lwin MYA 60.78

Heat 4: 1, Firova 52.67; 2, Williams-Mills 52.73; 3, Mägi 53.21; 4, Zuzana Hejnová CZE 53.56; 5, Tiandra Ponteen SKN 53.89

Semi-finals (First 3 to final) (Mar 12)

Heat 1: 1, Firova 51.36; 2, Williams-Mills 51.77; 3, Pompey 52.29; 4, Christine Amertil BAH 52.36; 5, Deedee Trotter USA 52.55; 6, Maris Mägi EST 53.30

Heat 2: 1, Dunn 52.08; 2, Stambolova 52.30; 3, Montsho 52.34; 4, Natalya Nazarova RUS 52.47; 5, Denisa Rosolová CZE 52.92; (5), Bobby-Gaye Wilkins JAM DQ (r40.1) (52.59)

Istanbul 2012

Final (Mar 10)

1,	Sanya Richards-Ross	USA	50.79
2,	Aleksandra Fedoriva	RUS	51.76
3,	Natasha Hastings	USA	51.82
4,	Vania Stambolova	BUL	51.99
5,	Shana Cox	GBR	52.13
6,	Denisa Rosolová	CZE	52.48

Richards-Ross won comfortably, but said she had been hoping to break the US indoor record which stood at 50.54 to Francena McCorory. The former World Champion outdoors zipped through 200m in 23.70, before winning in 50.79, some eight metres clear of Fedoriva, who held the inside line over the last 100m to edge Hastings for second.

The time of the final might have been quicker were it not for the necessity of running two races on the previous day.

First round (First 2 & 6 fastest to semi-finals) (Mar 9)

Heat 1: 1, Rosolová 52.95; 2, Stambolova 52.97; 3, Spacca 53.74; 4, Déborah Rodríguez URU 57.08; 5, Sharon Kwarula PNG 59.56

Heat 2: 1, Pygyda 52.02; 2, Hall 52.99; 3, Redif 53.55; 4, Amaliya Sharoyan ARM 56.41; 5, Danielle Alakija FIJ 60.00; 6, Amy Atkinson GUM 65.99

Heat 3: 1, Richards-Ross 52.81; 2, Okyere 53.56; 3, Ponteen 53.74; Geisa Aparecida Coutinho BRA DQ (r163.3); (4), Ayedou DQ (r40.1) (54.44)

Heat 4: 1, Fedoriva 53.26; 2, Blake 53.39; 3, Odumoso 53.47; 4, Natacha Ngoye CGO 58.21; Munguntuya Batgerel MGL DQ (r163.3)

Heat 5: 1, Hastings 53.64; 2, Hjelmer 54.01; 3, Pompey 54.63; 4, Graciela Martins GBS 59.83; 5, Vladislava Ovcharenko TJK 60.33

Heat 6: 1, Cox 53.24; 2, Davydova 53.58; 3, Ambwene Simukonda MAW 55.51; 4, Kineke Alexander VIN 55.88; 5, Gaiane Ustiane GEO 61.38; 6, Maziah Mahusin BRU 63.69

Semi-finals (First 2 to final) (Mar 9)

Heat 1: 1, Hastings 51.87; 2, Stambolova 51.87; 3, Nataliya Pygyda UKR 51.98; 4, Moa Hjelmer SWE 52.29; 5, Joke Odumoso NGR 54.06; Aliann Pompey GUY DNF

Heat 2: 1, Cox 52.69; 2, Rosolová 52.78; 3, Dominique Blake JAM 53.00; 4, Irina Davydova RUS 53.02; 5, Maria Enrica Spacca ITA 53.71; Tiandra Ponteen SKN DNF

Heat 3: 1, Richards-Ross 50.99; 2, Fedoriva 51.79; 3, Patricia Hall JAM 53.21; 4, Nadine Okyere GBR 53.66; 5, Meliz Redif TUR 54.48; (5), Bimbo Miel Ayedou BEN DQ (r40.1) (54.26)

400 METRES

Multiple Medallists:

4	Sandie Richards	JAM	93-1, 95-2, 97-2, 01-1
3	Diane Dixon	USA	85-1, 89-2, 91-1
	Jearl Miles Clark	USA	93-3, 97-1, 99-3
	Natalya Nazarova	RUS	03-1, 04-1, 08-2
2	Grit Breuer	GER	99-1, 03-3
	Olesya Zykina	RUS	01-3, 08-1
	Christine Amertil	BAH	03-2, 06-3
	Olesya Krasnomovets	RUS	04-2, 06-1
	Vania Stambolova	BUL	06-2, 10-3

Most Finals:

5	Miles Clark	91-5, 93-3, 95-5, 97-1, 99-3
	Richards	93-1, 95-2, 97-2, 99-5, 01-1

Most Appearances:

6	Miles Clark	89-6s2, 91-5, 93-3, 95-5, 97-1, 99-3
	Richards	93-1, 95-2, 97-2, 99-5, 01-1, 03-4s1
	Nazarova	99-dnf/s1, 03-1, 04-1, 06-4, 08-2, 10-4s2

National Placings:

	1	2	3	4	5	6	7	8	Points
USA	5	2	4	-	5	3	-	-	107
RUS	5	6	1	1	-	-	-	-	93
JAM	2	2	-	1	2	1	-	-	46
GER	3	-	1	-	-	1	-	-	33
BUL	-	1	2	1	1	1	-	-	31
BAH	-	1	2	-	-	-	-	-	19
URS	-	-	-	2	1	1	-	-	17
CAN	-	-	2	-	-	1	-	-	15
ROU	-	-	-	2	1	-	-	-	14
ESP	-	1	-	1	-	-	-	-	12
GBR	-	-	-	1	1	1	-	-	12
NGR	-	1	-	-	1	-	-	-	11
CZE	-	-	1	-	-	1	-	-	9
AUS	-	-	-	1	1	-	-	-	9
BEL	-	1	-	-	-	-	-	-	7
HUN	-	-	1	-	-	-	-	-	6
SUI	-	-	1	-	-	-	-	-	6
BOT	-	-	-	1	-	-	-	-	5
CHA	-	-	-	1	-	-	-	-	5
ITA	-	-	-	1	-	-	-	-	5
MEX	-	-	-	1	-	-	-	-	5
UKR	-	-	-	1	-	-	-	-	5
GUY	-	-	-	-	1	-	-	-	4
ISL	-	-	-	-	1	-	-	-	4
BLR	-	-	-	-	-	1	-	-	3
FRA	-	-	-	-	-	1	-	-	3
GRE	-	-	-	-	-	1	-	-	3
Totals	15	15	15	15	15	13	0	0	489

800 Metres

Paris 1985

Final (Jan 19: Non-championship)

1,	Cristeana Cojocaru	ROU	2:04.22
2,	Jane Finch	GBR	2:04.71
3,	Maria Simeanu	ROU	2:05.51
4,	Nathalie Thoumas	FRA	2:07.63
5,	Shiny Abraham	IND	2:08.09
6,	Fatima Aouam	MAR	2:12.16
7,	Isabelle Debruycker	BEL	2:14.54

Cojocaru, Olympic 400m hurdles bronze medallist, led throughout (splits of 28.07, 59.32 and 91.81).

Indianapolis 1987

Final (Mar 7)

1,	Christine Wachtel	GDR	2:01.32
2,	Gabriela Sedláková	TCH	2:01.85
3,	Lyubov Kiryukhina	URS	2:01.98
4,	Slobodanka Čolović	YUG	2:02.33
5,	Janet Bell	GBR	2:02.96

6,	Joetta Clark	USA	2:03.92
7,	Maria Pîntea	ROU	2:04.33
8,	Diana Richburg	USA	2:05.86

The pace was set by Kiryukhina, passing 200m in 28.56, 400m in 60.30 and 600m in 91.29. The Soviet runner was shadowed by European Indoor Champion Wachtel who sprinted away on the final bend. The co-European Junior Champion Sedláková also overtook Kiryukhina.

"I wanted a race like this, with even splits," said the winner.

First round (First 2 & 2 fastest to final) (Mar 6)

Heat 1: 1, Kiryukhina 2:03.63; 2, Sedláková 2:03.69; 3, Richburg 2:03.85; 4, Pîntea 2:03.91; 5, Gita Zutski IND 2:10.79; 6, Christina Girou GUA 2:22.80

Heat 2: 1, Čolović 2:03.13; 2, Bell 2:03.45; 3, Violeta Beclea ROU 2:04.03; 4, Maureen Stewart CRC 2:07.72; 5, Rosa Colorado ESP 2:07.72; 6, Justine Craig NZL 2:09.48; 7, Donna Bean BER 2:13.98

Heat 3: 1, Wachtel 2:04.39; 2, Clark 2:04.56; 3, Montserrat Pujol ESP 2:04.88; 4, Soraya Telles BRA 2:05.09; 5, Célestine N'Drin CIV 2:07.96; 6, Alejandra Ramos Sanchez CHI 2:08.42

Budapest 1989

Final (Mar 5)

1,	Christine Wachtel	GDR	1:59.24
2,	Tatyana Grebenchuk	URS	1:59.53
3,	Ellen Kiessling	GDR	1:59.68
4,	Violeta Beclea	ROU	2:00.26
5,	Gaby Lesch	FRG	2:01.09
	Joetta Clark	USA	DNS

Kiessling was the leader at 200m (28.39) before Wachtel took over at halfway (59.08). The East German stayed in front, running the last lap in 29.53 to win with a new championship record.

Finishing closer than expected were Grebenchuk and Kiessling, whose times were good enough for 9th and 10th on the all-time indoor list.

First round (First 2 & 2 fastest to final) (Mar 4)

Heat 1: 1, Wachtel 2:02.29; 2, Grebenchuk 2:02.35; 3, Tudorita Chidu ROU 2:02.85; 4, Maite Zúñiga ESP 2:03.65; 5, Lisa Harvey CAN 2:04.03

Heat 2: 1, Kiessling 2:01.74; 2, Beclea 2:01.88; 3, Clark 2:01.96; 4, Lesch 2:02.20; 5, Erzsébet Szabó HUN 2:03.37; 6, Marcia Tate JAM 2:05.28

Seville 1991

Final (Mar 10)

1,	Christine Wachtel	GER	2:01.51
2,	Violeta Beclea	ROU	2:01.75
3,	Ella Kovacs	ROU	2:01.79
4,	Lyubov Gurina	URS	2:02.04
5,	Charmaine Crooks	CAN	2:02.27
6,	Meredith Valmon	USA	2:04.82

Wachtel was having a troubled year, after having been suspended by the German Federation for suddenly switching clubs. She went to the front of a tightly-packed field and reached halfway in 61.41. Five women were in contention at that point and all began their finishing kicks. Wachtel was in the best place and stayed in front to claim her third title.

First round (First 2 & 6 fastest to semi-finals) (Mar 8)

Heat 1: 1, Kovacs 2:02.86; 2, Molloy 2:03.56; 3, Lesch 2:03.70; 4, Rydz 2:04.03; 5, Burkanova 2:05.00; Evelyn Musonda ZAM DQ

Heat 2: 1, Wachtel 2:03.26; 2, Beclea 2:03.50; 3, Crooks 2:03.70; 4, Clark 2:03.84; 5, Mabel Arrua ARG 2:07.70; Lasnet-Lelisse Nkouka CGO DNS

Heat 3: 1, Gurina 2:05.37; 2, Stewart 2:05.54; 3, Rainey 2:05.64; 4, Helena Dziurová TCH 2:07.58; 5, Li Wenhong CHN 2:07.93

Semi-finals (First 3 to final) (Mar 9)

Heat 1: 1, Wachtel 2:01.70; 2, Kovacs 2:01.75; 3, Rainey 2:02.19; 4, Aisling Molloy IRL 2:02.93; 5, Olga Burkanova URS 2:03.51; 6, Małgorzata Rydz POL 2:03.54

Heat 2: 1, Beclea 2:01.44; 2, Gurina 2:01.48; 3, Crooks 2:01.63; 4, Joetta Clark USA 2:02.02; 5, Gabi Lesch GER 2:02.68; 6, Sharon Stewart AUS 2:03.98

Toronto 1993

Final (Mar 14)

1,	Maria Mutola	MOZ	1:57.55
2,	Svetlana Masterkova	RUS	1:59.18
3,	Joetta Clark	USA	1:59.86
4,	Yelena Afanasyeva	RUS	2:01.87
5,	Ella Kovacs	ROU	2:02.35
6,	Yelena Storchova	UKR	2:03.08

The best women's performance in Toronto came from Mutola, who raced away from the start to clock intermediate times of 28.22, 58.85 and 88.16 before finishing with the third-quickest indoor time in history. She became the first African woman to win a world indoor medal.

First round (First 2 & 4 fastest to semi-finals) (Mar 12)

Heat 1: 1, Yevseyeva 2:01.75; 2, Clark 2:01.84; 3, Amaral 2:03.66; 4, Andrés 2:03.76; 5, Lynn Gibson GBR 2:05.15

Heat 2: 1, Kovacs 2:03.46; 2, Afanasyeva 2:03.79; 3, Matusevičienė 2:04.05; 4, Edith Nakiyingi UGA 2:04.88; 5, Eduarda Coelho POR 2:07.51

Heat 3: 1, Masterkova 2:02.50; 2, Mutola 2:02.74; 3, Paulavičienė 2:03.01; Stella Jongmans NED DQ

Heat 4: 1, Storchova 2:06.87; 2, Constantin 2:07.46; 3, Heike Huneke GER 2:08.02; 4, Jane Brooker USA 2:08.04; 5, Jacqui Parker GBR 2:09.99

Semi-finals (First 2 & 4 fastest to final) (Mar 13)

Heat 1: 1, Mutola 2:00.65; 2, Kovacs 2:00.79; 3, Afanasyeva 2:01.20; 4, Storchova 2:01.57; 5, Dalia Matusevičienė LTU 2:02.17; 6, Amaia Andrés ESP 2:05.13

Heat 2: 1, Masterkova 2:03.13; 2, Clark 2:03.25; 3, Inna Yevseyeva UKR 2:03.97; 4, Rita Paulavičienė LTU 2:03.98; 5, Mitica Constantin ROU 2:05.67; 6, Elsa Amaral POR 2:09.52

Barcelona 1995

Final (Mar 12)

1,	Maria Mutola	MOZ	1:57.62
2,	Yelena Afanasyeva	RUS	1:59.79
3,	Letitia Vriesde	SUR	2:00.36
4,	Irina Samorokova	RUS	2:00.43
5,	Stella Jongmans	NED	2:01.14
6,	Inez Turner	JAM	2:02.00

Mutola, unbeaten in more than two years, set off in pursuit of a world indoor record. The pace was even quicker than her front-running effort in Toronto. She went through 200m in 26.67, 400m in 56.18 and 600m in 86.85. This proved to be over-ambitious: the defending champion faded to 1:57.62, just outside her Toronto time. Nevertheless, it was her 39th consecutive win in a final.

First round (First 3 & 3 fastest to semi-finals) (Mar 10)

Heat 1: 1, Vriesde 2:09.15; 2, Afanasyeva 2:09.41; 3, Strashilova 2:09.58; 4, Nekita Beasley USA 2:10.62; 5, Rosa Evora ESA 2:20.47; 6, Myadagmaa Otgontuya MGL 2:20.68

Heat 2: 1, Djaté-Taillard 2:04.09; 2, Jongmans 2:04.30; 3, Samorokova 2:04.47; 4, Turner 2:04.65; 5, Šuldesová 2:05.49; 6, Paulino 2:06.95

Heat 3: 1, Mutola 2:05.15; 2, Formanová 2:06.32; 3, Andrés 2:06.82; 4, Abigail Hunte GBR 2:07.82; 5, Elsa Amaral POR 2:08.03

Semi-finals (First 3 to final) (Mar 11)

Heat 1: 1, Vriesde 2:05.18; 2, Turner 2:05.46; 3, Samorokova 2:05.49; 4, Ludmila Formanová CZE 2:05.60; 5, Amaya Andrés ESP 2:06.20; Tina Paulino MOZ DNS

Heat 2: 1, Mutola 2:03.28; 2, Afanasyeva 2:04.12; 3, Jongmans 2:04.35; 4, Patricia Djaté-Taillard FRA 2:05.14; 5, Petya Strashilova BUL 2:05.40; 6, Andrea Šuldesová CZE 2:07.25

Paris 1997

Final (Mar 9)

1,	Maria Mutola	MOZ	1:58.96
2,	Natalya Dukhnova	BLR	1:59.31
3,	Joetta Clark	USA	1:59.82
4,	Letitia Vriesde	SUR	1:59.84
5,	Toni Hodgkinson	NZL	2:00.36
6,	Irina Biryukova	RUS	2:00.61

Mutola's participation was in doubt after the recent death of her father in Mozambique. She ran with a black ribbon pinned to her vest.

Mutola went straight into the lead, but did not cut out as fast a pace as she had at the previous two championships. The field stayed in touch and Hodgkinson led briefly at around 500m. Mutola quickly regained the lead and easily held off Dukhnova at the finish.

Having just seen her sister-in-law win the 400m, Clark outdipped Vriesde for the bronze.

First round (First 2 and 4 fastest to semi-finals) (Mar 7)

Heat 1: 1, Clark 2:04.59; 2, Turner 2:04.86; 3, Severine Foulon FRA 2:04.91; 4, Zhang Jiang CHN 2:06.70

Heat 2: 1, Vriesde 2:04.14; 2, Graf 2:04.53; 3, Regula Zürcher SUI 2:04.82; 4, Yelena Buzhenko UKR 2:05.65; 5, Tina Paulino MOZ 2:08.03

Heat 3: 1, Mutola 2:04.60; 2, Biryukova 2:04.81; 3, Amy Wickus USA 2:05.09; 4, Virginie Fouquet FRA 2:05.73; 5, Michelle Faherty GBR 2:06.78

Heat 4: 1, Hodgkinson 2:01.64; 2, Dukhnova 2:01.87; 3, Formanová 2:02.04; 4, Parry 2:03.82; 5, Menéndez 2:04.19; 6, Achta Yorassem CHA 2:23.23

Semi-finals (First 3 to final) (Mar 8)

Heat 1: 1, Mutola 2:02.59; 2, Clark 2:02.93; 3, Biryukova 2:03.16; 4, Ludmila Formanová CZE 2:03.23; 5, Hayley Parry GBR 2:04.40; 6, Ana Menéndez ESP 2:04.86

Heat 2: 1, Hodgkinson 2:00.90; 2, Vriesde 2:01.41; 3, Dukhnova 2:01.89; 4, Regula Zürcher SUI 2:02.70; 5, Inez Turner JAM 2:03.51; 6, Stephanie Graf AUT 2:04.79

The 35 year-old Czech drew Graf and Mutola away from the rest and stayed ahead until Graf sprinted past with 100m left. Mutola followed, and along the straight her and Graf ran level before Mutola inched in front on the line. She covered the last 200m in 28.7.

First round (First 2 & 4 fastest to semi-finals) (Mar 9)

Heat 1: 1, Teichmann 2:04.47; 2, Graf 2:04.58; 3, Fabiane dos Santos BRA 2:05.18; 4, Jennifer Toomey USA 2:05.55; 5, Mayte Martínez ESP 2:08.91

Heat 2: 1, Mutola 2:04.16; 2, John 2:04.29; 3, Lewis 2:04.56; 4, Jo Fenn GBR 2:05.16

Heat 3: 1, Fuchsová 2:04.58; 2, Cherkasova 2:04.70; 3, Howell 2:05.14; 4, Anca Safta ROU 2:06.13; 5, Lin Na CHN 2:10.99

Heat 4: 1, Čeplak 2:02.97; 2, Afanasyeva 2:03.28; 3, Valdonado 2:04.00; 4, Teixeira 2:04.18; 5, Dori García ESP 2:05.25; 6, Wang Yuanping CHN 2:09.80

Semi-finals (First 3 to final) (Mar 10)

Heat 1: 1, Graf 2:01.34; 2, Afanasyeva 2:01.97; 3, John 2:02.40; 4, Ivonne Teichmann GER 2:03.20; 5, Sandra Teixeira POR 2:04.38; 6, Leatitia Valdonado FRA 2:05.89

Heat 2: 1, Mutola 2:03.64; 2, Čeplak 2:03.68; 3, Fuchsová 2:04.29; 4, Tamsyn Lewis AUS 2:04.79; 5, Svetlana Cherkasova RUS 2:06.19; 6, Charmaine Howell JAM 2:09.13

Maebashi 1999

Final (Mar 7)

1,	Ludmila Formanová	CZE	1:56.90
2,	Maria Mutola	MOZ	1:57.17
3,	Natalya Tsyganova	RUS	1:57.47
4,	Meredith Valmon	USA	1:59.11
5,	Hasna Benhassi	MAR	1:59.57
6,	Stephanie Graf	AUT	2:04.39

Mutola ran from the front. Two other undefeated women from 1999, Formanová and Tsyganova, latched on. Soon the three were metres clear of the rest of the field, and the splits showed why. The Mozabique runner reached 200m in 26.67 and 400m in 55.39.

Mutola kept running strongly to the bell (1:25.79), with Tsyganova and Formanová still in touch. At the start of the last backstraight, Formanová move ominously from third to second and in the straight moved wide to challenge Mutola. A glance sideways from the Mozabique runner told her that Formanová was on her way past. The Czech won in 1:56.90, the second-fastest time in history.

First round (First 2 & 6 fastest to semi-finals) (Mar 5)

Heat 1: 1, Formanová 2:00.49; 2, Tsyganova 2:00.77; 3, Valmon 2:01.41; 4, Ewerlöf 2:02.23; 5, Vriesde 2:02.51; 6, Makiko Yoshida JPN 2:15.65

Heat 2: 1, Mutola 2:02.96; 2, Benhassi 2:03.09; 3, Dukhnova 2:03.26; 4, Ave 2:03.37; 5, Mérah-Benida 2:03.43; 6, Lwiza John TAN 2:05.38

Heat 3: 1, Graf 2:04.45; 2, Lewis 2:04.52; 3, Natalya Gorelova RUS 2:04.64; 4, Tina Paulino MOZ 2:05.66; 5, Grace Birungi UGA 2:06.52; Mardrea Hyman JAM DNF

Semi-finals (First 2 & 2 fastest to final) (Mar 6)

Heat 1: 1, Formanová 1:59.52; 2, Tsyganova 1:59.96; 3, Benhassi 2:00.30; 4, Valmon 2:00.75; 5, Malin Ewerlöf SWE 2:01.93; 6, Tamsyn Lewis AUS 2:02.42

Heat 2: 1, Mutola 2:02.18; 2, Graf 2:02.51; 3, Natalya Dukhnova BLR 2:03.05; 4, Nouria Mérah-Benida ALG 2:03.10; 5, Letitia Vriesde SUR 2:03.50; 6, Michelle Ave USA 2:04.77

Lisbon 2001

Final (Mar 11)

1,	Maria Mutola	MOZ	1:59.74
2,	Stephanie Graf	AUT	1:59.78
3,	Helena Fuchsová	CZE	2:01.18
4,	Lwiza John	TAN	2:01.76
5,	Yelena Afanasyeva	RUS	2:02.17
6,	Jolanda Čeplak	SLO	2:02.67

Graf had beaten Mutola 3-1 so far in 2001 and in Lisbon the two provided one of the races of the championships. The Austrian led through 200m (28.38), before Fuchsová took over and kept up the fast pace at 400m (59.99) and 600m (90.47).

Birmingham 2003

Final (Mar 16)

1,	Maria Mutola	MOZ	1:58.94
2,	Stephanie Graf	AUT	1:59.39
3,	Mayte Martínez	ESP	1:59.53
4,	Jolanda Čeplak	SLO	1:59.54
5,	Jo Fenn	GBR	1:59.95
(6.)	Yekaterina Puzanova	RUS	DQ (r40.1) (2:00.86)

Mutola was already the only athlete to win all global titles on offer this century: Sydney 2000, Lisbon & Edmonton 2001. She continued that sequence in Birmingham in a final which was paced by the much-improved Fenn, who went out in the first round in 2001.

The British runner sped through 200m in 27.54, 400m in 57.89 and 600m in 1:28.75. She was still ahead on the last bend before Mutola broke clear, followed by Graf, Čeplak and Martínez.

First round (First 2 & 2 fastest to semi-finals) (Mar 14)

Heat 1: 1, Čeplak 2:02.12; 2, Hammou 2:02.32; 3, John 2:03.80; 4, Letitia Vriesde SUR 2:03.82; (3.) Puzanova DQ (2:02.65)

Heat 2: 1, Graf 2:01.93; 2, Samaria 2:02.16; 3, Sugimori 2:03.55; 4, Sandra Teixeira POR 2:06.24; Sasha Spencer USA DQ (r163.3)

Heat 3: 1, Martínez 2:05.16; 2, Fenn 2:05.45; 3, Tatyana Petlyuk UKR 2:06.21; 4, Chantee Earl USA 2:08.49; Nédia Semedo POR DNF

Heat 4: 1, Mutola 2:03.33; 2, Cummins 2:03.62; 3, Langerholc 2:03.79; 4, Nadezhda Vorobyeva RUS 2:04.68; 5, Esther Desviat ESP 2:04.96

Semi-finals (First 3 to final) (Mar 16)

Heat 1: 1, Mutola 1:59.99; 2, Čeplak 2:00.14; 3, Diane Cummins CAN 2:00.94; 4, Lwiza John TAN 2:03.76; 5, Miho Sugimori JPN 2:05.16; Puzanova DQ (r40.1) 2:00.73

Heat 2: 1, Graf 1:59.75; 2, Martínez 1:59.82; 3, Fenn 1:59.83; 4, Agnes Samaria NAM 2:01.29; 5, Mina Ait Hammou MAR 2:04.16; 6, Brigita Langerholc SLO 2:04.75

Budapest 2004

Final (Mar 7)

1,	Maria Mutola	MOZ	1:58.50
2,	Jolanda Čeplak	SLO	1:58.72
3,	Jo Fenn	GBR	1:59.50
4,	Jen Toomey	USA	1:59.64
5,	Tatyana Andrianova	RUS	1:59.71
6,	Olga Raspopova	RUS	2:00.56

Mutola had lost vital training time because of injury resulting from a fall at the Birmingham Grand Prix on February 20. There were question marks over her form, but these were dispelled in the first round when she provoked memories of Wilson Kipketer 1997 and ran from the front for a fast time. Her splits were 27.37, 56.35 and 86.94 before a final time of 1:57.72.

After a more sedate semi-final, Mutola tracked Čeplak in the final through 28.41 200m, 58.61 400m and 89.23 600m. The Slovenian kept running strongly with Mutola challenging on the outside on the last bend. The defending champion was determined to get to the curb before the straight and did so sharply, blocking Čeplak in the process. The Slovenian lost vital ground, and though she fought hard again in the straight there was no time left to catch the Mozambique runner. A protest by Čeplak was not upheld and Mutola became the first ever six-time World Indoor Champion.

Fenn won the bronze after a reverse of her 2003 tactics. This time she held back and moved from sixth to third in the last 130m.

First round (First 2 & 2 fastest to semi-finals) (Mar 5)

Heat 1: 1, Toomey 2:04.84; 2, Andrianova 2:05.04; 3, Agnes Samaria NAM 2:05.05; 4, Heather Hennigar CAN 2:06.68; 5, Sheena Gooding BAR 2:06.97; 6, Lwiza John TAN 2:06.97

Heat 2: 1, Čeplak 2:01.48; 2, Stals 2:01.88; 3, Petlyuk 2:01.90; 4, Teteris 2:03.75; 5, Mary Jayne Harrelson USA 2:05.16; 6, Marlyse Nsourou GAB 2:21.57

Heat 3: 1, Martínez 2:02.78; 2, S. Ait Hammou 2:02.83; 3, Meskerem Legesse ETH 2:05.83; 4, Michelle Ballentine JAM 2:05.94; 5, Sandra Teixeira POR 2:06.74; 6, Noelly Mankatu Bibiche COD 2:07.62

Heat 4: 1, Raspopova 2:03.67; 2, Fenn 2:04.01; 3, Marian Burnett GUY 2:04.48; 4, Esther Desviat ESP 2:05.66; 5, Lotte Visschers NED 2:06.49; 6, Sloan Siegrist GUM 2:22.72

Heat 5: 1, Mutola 1:57.72; 2, M. Ait Hammou 2:04.30; 3, Monika Gradzki GER 2:04.68; 4, Liliana Popescu ROU 2:04.75; 5, Christiane dos Santos BRA 2:07.77

Semi-finals (First 3 to final) (Mar 6)

Heat 1: 1, Čeplak 1:59.26; 2, Andrianova 1:59.96; 3, Fenn 2:00.79; 4, Maite Martínez ESP 2:01.06; 5, Sultana Ait Hammou MAR 2:02.33; 6, Aimee Teteris CAN 2:05.29

Heat 2: 1, Mutola 2:03.19; 2, Toomey 2:03.40; 3, Raspopova 2:03.71; 4, Tatyana Petlyuk UKR 2:05.10; 5, Sandra Stals BEL 2:05.12; 6, Mina Ait Hammou MAR 2:06.17

Moscow 2006

Final (Mar 12)

1,	Maria Mutola	MOZ	1:58.90
2,	Kenia Sinclair	JAM	1:59.54
3,	Hasna Benhassi	MAR	2:00.34
4,	Elisabeth Grousselle	FRA	2:00.74
5,	Olga Kotlyarova	RUS	2:01.26
6,	Ewelina Sętowska	POL	2:02.39

Mutola, competing in her eighth championships, won the fastest heat, and in the next day's semis set a seasonal best of 2:00.29. The final was led by Mutola and Kotlyarova, the fastest Moscow entrant on 2006 form (1:57.51). At 200m (27.48) and 400m (58.48) Mutola held the lead. At 550m, the Russian made a big effort to get in front and she was ahead at 600m in 1:29.31, but not by enough to take the inside lane from Mutola and so was forced to run wide on the penultimate bend. The Mozambique woman sped away to win by five metres from Sinclair while the demolished Kotlyarova faded out of the picture. It was Mutola's seventh title (no-one else had more than five in a single event), and her 178th time below two minutes [increased to 200 on her final race in August 2008.]

First round (First 2 & 4 fastest to semi-finals) (Mar 10)

Heat 1: 1, Mutola 2:02.33; 2, Petlyuk 2:02.40; 3, Meadows 2:02.75; 4, Kolarova 2:04.12; 5, Lwiza John TAN 2:05.88; 6, Marian Burnett GUY 2:07.18

Heat 2: 1, Benhassi 2:03.63; 2, Sętowska 2:03.71; 3, Neacsu 2:04.24; 4, Karen Harewood GBR 2:04.51; 5, Alexia Oberstolz ITA 2:07.62

Heat 3: 1, Kotlyarova 2:03.75; 2, Sinclair 2:03.94; 3, Santin 2:04.22; 4, Elisa Cusma ITA 2:04.95; 5, Mina Ait Hammou MAR 2:05.11

Heat 4: 1, Grousselle 2:04.74; 2, Tsyganova 2:04.82; 3, Maria Cioncan ROU 2:05.17; 4, Zoya Nesterenko UKR 2:05.90; Alice Schmidt USA DQ (r163.3)

Semi-finals (First 3 to final) (Mar 11)

Heat 1: 1, Benhassi 2:03.59; 2, Kotlyarova 2:03.70; 3, Sętowska 2:03.87; 4, Jenny Meadows GBR 2:03.95; 5, Tatyana Petlyuk UKR 2:04.74; 6, Teodora Kolarova BUL 2:04.88

Heat 2: 1, Sinclair 2:00.06; 2, Mutola 2:00.29; 3, Grousselle 2:00.42; 4, Nataliya Tsyganova RUS 2:00.46; 5, Mihaela Neacsu ROU 2:02.51; 6, Frances Santin USA 2:05.40

Valencia 2008

Final (Mar 9)

1,	Tamsyn Lewis	AUS	2:02.57
----	--------------	-----	---------

2,	Tatyana Petlyuk	UKR	2:02.66
3,	Maria Mutola	MOZ	2:02.97
4,	Mayte Martínez	ESP	2:03.15
5,	Jenny Meadows	GBR	2:03.51
6,	Elisa Cusma	ITA	2:03.76

Four athletes – Ignatova (1:58.84), Savinova (1:59.46), the great veteran Mutola and Petlyuk – had ducked below two minutes before the championships. Remarkably, neither Russian made it as far as the semi-finals. Petlyuk, showing fine front running ability, was fastest in both preliminary rounds, clocking 2:00.40 and then 1:59.58, pulling Meadows to a personal best 1:59.73 in the process.

In the final Petlyuk decided to hold back, and Mutola found herself in the lead. She passed 200m in 30.24 and 63.11 at 400m, much slower than expected. Lewis slipped through on Mutola's inside at 500m, and was in turn overtaken just before the bell (1:34.14) by Petlyuk. The Ukrainian built up a lead of 3m with 100 to go, but Lewis, slowest qualifier from the semis and with minimal experience indoors, zipped by in the last few metres to win by 0.09 seconds. The Australian had taken 40 hours to travel in from Melbourne, and was quite clearly amazed by her victory – "when I crossed the line first I just didn't believe it." Behind them Mutola took bronze after being only fifth at the bell. It was her ninth consecutive medal in the event!

First round (First 2 & 4 fastest to semi-finals) (Mar 7)

Heat 1: 1, Cusma 2:01.62; 2, Lewis 2:01.85; 3, Burnett 2:02.35; 4, Fuentes-Pila 2:03.89; Natalya Ignatova RUS DQ (r163.3)

Heat 2: 1, Mutola 2:04.82; 2, Martínez 2:04.92; 3, Agnes Samaria NAM 2:05.23; 4, Nicole Cook USA 2:06.67; 5, Fanja Felix MAD 2:08.42

Heat 3: 1, Ait Hammou 2:04.69; 2, Sętowska-Dryk 2:04.71; 3, Marilyn Okoro GBR 2:05.09; 4, Mariya Savinova RUS 2:06.72; 5, Lysaira Del Valle PUR 2:07.58

Heat 4: 1, Petlyuk 2:00.40; 2, Meadows 2:00.60; 3, Neacsu 2:00.79; 4, Teter 2:01.73; 5, Natalia Gallego AND 2:15.97

Semi-finals (First 3 to final) (Mar 8)

Heat 1: 1, Mutola 2:01.81; 2, Martínez 2:01.86; 3, Lewis 2:02.07; 4, Ewelina Sętowska-Dryk POL 2:02.38; 5, Nicole Teter USA 2:04.72; Sultana Ait Hammou MAR DQ (r163.3)

Heat 2: 1, Petlyuk 1:59.58; 2, Meadows 1:59.73; 3, Cusma 2:00.36; 4, Mihaela Neacsu ROU 2:01.70; 5, Marian Burnett GUY 2:02.27; 6, Margarita Fuentes-Pila ESP 2:05.58

Doha 2010

Final (Mar 14)

1,	Mariya Savinova	RUS	1:58.26
2,	Jenny Meadows	GBR	1:58.43
3,	Alysa Johnson	USA	1:59.60
4,	Anna Pierce	USA	2:00.53
5,	Eglė Balčiūnaitė	LTU	2:01.37
(6.)	Yevgeniya Zinurova	RUS	DQ (r40.8) (2:01.68)

None of the finalists overtaxed themselves in the first round, with Meadows's 2:00.39 being the quickest as only two heats were required. Natural front runner Johnson led the field in the final through laps of 28.01 and 30.15, with Meadows close behind. The Briton went 5m clear at the bell (1:28.73), but the slender Savinova – who was last at 500m – finished with a last 200 of 28.7 to edge past Meadows in the last 20m. National records for both Great Britain and Lithuania fell in this race.

First round (First 2 & 2 fastest to final) (Mar 12)

Heat 1: 1, Pierce 2:03.05; 2, Lenka Masná CZE 2:03.59; 3, Halima Hachlaf MAR 2:03.81; 4, Yuliya Krevsun UKR 2:03.91; 5, Elián Pérez ESP 2:04.71; 6, Vicky Griffiths GBR 2:04.90; 7, Viktoriya Yalovtseva KAZ 2:05.68; (2.) Zinurova DQ (r40.8) (2:03.44)

Heat 2: 1, Meadows 2:00.39; 2, Savinova 2:00.95; 3, Johnson 2:01.55; 4, Balčiūnaitė 2:02.37; 5, Nataliya Lupu UKR 2:04.30; 6, Margarita Matsko KAZ 2:06.36; Angelika Cichocka POL DQ (r163.3) (2:01.00)

Istanbul 2012

Final (Mar 11)

1,	Pamela Jelimo	KEN	1:58.83
2,	Nataliya Lupu	UKR	1:59.67

3,	Erica Moore	USA	1:59.97
4,	Fantu Magiso	ETH	2:00.30
5,	Yelena Kofanova	RUS	2:00.67
(6,)	Yuliya Rusanova	RUS	DQ (r40.8) (2:01.87)

At the age of 18, Jelimo won the Olympic title and set a world junior record of 1:54.01 in 2008, but was unable to better 1:59 in the three succeeding seasons. The winter of 2012 saw a return to form for the Kenyan with a national indoor record of 1:59.10.

Moore set the pace in the final, with laps of 28.13 and 29.56. Jelimo was fourth at halfway with 58.3. Kofanova led at the bell (1:28.07), with Moore and Jelimo within a metre. Jelimo flowed away from the field in the final back straight to win by nearly seven metres, with Lupu moving from fifth to second in the last 120m. "I did not imagine winning this title," said Jelimo. "I have [just] been trying to be in shape."

For the second successive World Indoor Championship 800m (and the third of the past six), a Russian woman placing sixth in the final was disqualified for a doping violation. It was Puzanova in 2003, Zinurova in 2010, and now Rusanova in 2012.

First round (Winner & 3 fastest to final) (Mar 9)

Heat 1: 1, Jelimo 2:00.32; 2, Lupu 2:01.17; 3, Lenka Masná CZE 2:03.08; 4, Phoebe Wright USA 2:03.11; 5, Woroud Sawalha PLE 2:51.87; (1,) Rusanova DQ (r40.8) (2:00.26)

Heat 2: 1, Magiso 2:01.69; 2, Maryna Arzamasava BLR 2:02.05; 3, Carolin Walter GER 2:03.61; 4, Marilyn Okoro GBR 2:04.06; 5, Malika Akkaoui MAR 2:04.20; 6, Rabia Ashiq PAK 2:27.03

Heat 3: 1, Kofanova 1:59.80; 2, Moore 2:00.24; 3, Merve Aydin TUR 2:01.19; 4, Eléni Filándra GRE 2:02.67; 5, Elena Popescu MDA 2:05.24; Elisa Cusma Piccione ITA DNF

800 METRES									
Multiple Medallists:									
9	María Mutola	MOZ	93-1, 95-1, 97-1, 99-2, 01-1, 03-1, 04-1, 06-1, 08-3						
3	Christine Wachtel	GDR/GER	87-1, 89-1, 91-1						
2	Joetta Clark	USA	93-3, 97-3						
	Stephanie Graf	AUT	01-2, 03-2						
Most Finals / Appearances:									
9	Mutola								
National Placings:									
	1	2	3	4	5	6	7	8	Points
MOZ	7	1	1	-	-	-	-	-	69
RUS	1	2	1	2	4	2	-	-	60
USA	-	-	4	3	-	2	-	1	46
ROU	1	1	2	1	1	-	1	-	38
GER	3	-	1	-	1	-	-	-	34
GBR	-	2	1	-	3	-	-	-	32
URS	-	1	1	1	-	-	-	-	18
AUT	-	2	-	-	-	1	-	-	17
UKR	-	2	-	-	-	1	-	-	17
SLO	-	1	-	1	-	1	-	-	15
CZE	1	-	1	-	-	-	-	-	14
MAR	-	-	1	-	1	1	-	-	13
ESP	-	-	1	1	-	-	-	-	11
SUR	-	-	1	1	-	-	-	-	11
JAM	-	1	-	-	-	1	-	-	10
FRA	-	-	-	2	-	-	-	-	10
AUS	1	-	-	-	-	-	-	-	8
KEN	1	-	-	-	-	-	-	-	8
BLR	-	1	-	-	-	-	-	-	7
TCH	-	1	-	-	-	-	-	-	7
ETH	-	-	-	1	-	-	-	-	5
TAN	-	-	-	1	-	-	-	-	5
YUG	-	-	-	1	-	-	-	-	5
CAN	-	-	-	-	1	-	-	-	4
IND	-	-	-	-	1	-	-	-	4
LTU	-	-	-	-	1	-	-	-	4
NED	-	-	-	-	1	-	-	-	4
NZL	-	-	-	-	1	-	-	-	4
ITA	-	-	-	-	-	1	-	-	3
POL	-	-	-	-	-	1	-	-	3
BEL	-	-	-	-	-	-	1	-	2
Totals	15	15	15	15	15	11	2	1	488

1500 Metres Paris 1985

Straight Final (Jan 19: Non-championship)

1,	Elly van Hulst	NED	4:11.41
2,	Fița Lovin	ROU	4:11.42
3,	Brit McRoberts	CAN	4:11.83
4,	Natalya Artyomova	URS	4:14.11
5,	Margareta Keszeg	ROU	4:21.02
6,	Dianne Rodger	NZL	4:29.38
7,	Khadija Al Matari	JOR	5:10.87

European Indoor Champion Lovin set a reasonable pace (splits of 66.17, 2:14.74 and 3:23.87), before being outdipped by van Hulst.

Indianapolis 1987

Straight Final (Mar 8)

1,	Doina Melinte	ROU	4:05.68
2,	Tatyana Samolenko	URS	4:07.08
3,	Svetlana Kitova	URS	4:07.59
4,	Mitica Junghiatu	ROU	4:08.49
5,	Kirsty Wade	GBR	4:08.91
6,	Sandra Gasser	SUI	4:09.89
7,	Darlene Beckford	USA	4:13.64
8,	Nikolina Shtereva	BUL	4:18.16
9,	Christina Girou	GUA	4:56.98; Ivana Walterová TCH DNF

Kitova set the pace up to 1200m (65.42, 2:14.78 and 3:21.92), but all eyes were on her team-mate, Samolenko, who was hoping to add to her 1987 3000m gold. The long-haired Soviet did move to the front early in the final lap, but was no match for the fierce finishing speed of Melinte, who opened a gap of 10m in the last 100m.

Budapest 1989

Straight Final (Mar 4)

1,	Doina Melinte	ROU	4:04.79
2,	Svetlana Kitova	URS	4:05.71
3,	Yvonne Mai	GDR	4:06.09
4,	Marina Yachmenyova	URS	4:06.52
5,	Mitica Constantin	ROU	4:09.74
6,	Liz McColgan	GBR	4:10.16
7,	Karen Hutcheson	GBR	4:11.37
8,	Małgorzata Rydz	POL	4:17.53

In a bizarre training test, McColgan lined up for this straight final just 13 minutes after her courageous silver medal run in the 3000m. In the interim, she had breathed oxygen in an ambulance parked outside the stadium. Incredibly, she was able to place a respectable sixth in an indoor personal best.

The race was paced, as it had been in 1987, by Kitova, who attempted to blunt the fast finish of Melinte. After following the Soviet runner, who passed 400m in 63.35, 800m in 2:11.06, and 1200m in 3:19.74, Melinte uncorked a 29.03 final 200m to retain her title.

Seville 1991

Final (Mar 10)

1,	Lyudmila Rogachova	URS	4:05.09
2,	Ivana Kubešová	TCH	4:06.22
3,	Tudorita Chidu	ROU	4:06.27
4,	Doina Melinte	ROU	4:06.65
5,	Yvonne van der Kolk	NED	4:06.86
6,	Yvonne Mai	GER	4:07.30
7,	Alisa Hill	USA	4:08.54
8,	Gina Procaccio	USA	4:19.51
9,	Jo White	GBR	4:20.72; Ellen Kiessling GER DNS

Rogachova won from the front, having set a pace which was initially quicker than in the men's 1991 final. Her intermediate times were 65.51, 2:12.19 and 3:19.21. Defending champion Melinte was shut out of the medals on the final circuit by Kubešová and Chidu.

The Czech runner achieved the unusual feat of winning medals under three different names. As Kleinová then Walterová, she won European indoor bronzes in 1983 & 1987 respectively.

First round (First 3 & 4 fastest to final) (Mar 9)

Heat 1: 1, Melinte 4:11.74; 2, Kubešová 4:11.95; 3, Mai 4:12.04; 4, Procaccio 4:12.17; 5, White 4:12.39; 6, Véronique Pongérard FRA 4:14.30; Lyubov Kremlyova URS DNF

Heat 2: 1, Chidu 4:09.27; 2, Hill 4:09.45; 3, Rogachova 4:09.48; 4, Kiessling 4:10.23; 5, Van der Kolk 4:10.40; 6, Jo Dering GBR 4:13.10; 7, Leah Pells CAN 4:20.00

Toronto 1993

Final (Mar 14)

1,	Yekaterina Podkopayeva	RUS	4:09.29
2,	Violeta Beclea	ROU	4:09.41
3,	Sandra Gasser	SUI	4:10.99
4,	Anna Brzezińska	POL	4:11.15
5,	Maite Zúñiga	ESP	4:12.67
6,	Maria Akra	SWE	4:13.10
7,	Carla Sacramento	POR	4:13.41
8,	Paula Schnurr	CAN	4:23.66
9,	Alisa Hill USA 4:29.67; Małgorzata Rydz POL DNF		

Victory went to the oldest ever winner of an IAAF world title, 40 year-old Podkopayeva. Gasser's legs gave way just before the finish, but she managed to roll across the line just in time to claim the bronze.

First round (First 3 & 4 fastest to final) (Mar 13)

Heat 1: 1, Gasser 4:11.42; 2, Sacramento 4:11.93; 3, Schnurr 4:11.97; 4, Hill 4:12.04; 5, Zúñiga 4:12.27; 6, Rydz 4:12.94; Lyudmila Derevyankina KGZ DNF

Heat 2: 1, Podkopayeva 4:14.81; 2, Beclea 4:14.95; 3, Brzezińska 4:15.01; 4, Akra 4:15.06; 5, Theresia Kiesl AUT 4:16.02; 6, Elisa Rea ITA 4:17.44; 7, Jasmin Jones USA 4:22.34

Barcelona 1995

Straight Final (Mar 12)

1,	Regina Jacobs	USA	4:12.61
2,	Carla Sacramento	POR	4:13.02
3,	Maite Zúñiga	ESP	4:16.63
4,	Kristen Seabury	USA	4:16.77
5,	Yvonne van der Kolk	NED	4:17.00
6,	Paula Schnurr	CAN	4:19.26
7,	Lynn Gibson	GBR	4:20.85
8,	Mabel Arrua	ARG	4:31.15
9,	Lilian López PAR 5:05.10; (3,) Lyubov Kremlyova RUS DQ (4:13.19); (4,) Violeta Beclea ROU DQ (4:16.32); Marina Bastos POR DNS		

Seabury set the pace (71.4, 2:20.2) before her team-mate, Jacobs, produced a sustained finish for victory. Kremlyova and Beclea were originally third and fourth. Then it was revealed that they had each failed doping tests at the same meeting in Erfurt on February 15, 1995. This enabled Zúñiga to claim Spain's only women's medal of the weekend.

Paris 1997

Final (Mar 9)

1,	Yekaterina Podkopayeva	RUS	4:05.19
2,	Patricia Djaté-Taillard	FRA	4:06.16
3,	Lidia Chojecka	POL	4:06.25
4,	Carla Sacramento	POR	4:06.33
5,	Sylvia Kühnemund	GER	4:06.56
6,	Catalina Gheorghiu	ROU	4:07.04
7,	Malin Ewerlöf	SWE	4:09.72
8,	Kutre Dulecha	ETH	4:09.76

9, Suzy Hamilton USA 4:10.82; 10, Maite Zúñiga ESP 4:11.56; 11, Margarita Marusova RUS 4:14.43; (2,) Mary Slaney USA DQ (r40.8) (4:05.22)

The winter of 1997 saw 38 year-old Mary Slaney approach her best-ever form. The former world outdoor champion won her national title in 4:03.08, the seventh-quickest ever. She was favoured to win her first title since Helsinki 1983, but ended up being pipped by a woman six years her senior!

A stumble on the first lap of the final seemed to spur Slaney, for she went on to set a pace which strung out the field (64.08 at 400m, 2:09.81 at 800m). The American continued to run from the front and showed no signs of fading on the final lap, which she completed in a quick 31.64. It was not quite enough for victory, because the defending champion Podkopayeva (44) was even faster. Just as Slaney appeared to have the race won from the front, Podkopayeva closed and caught the American on the line. The Russian therefore regained her 1993 title and broke her own record as the oldest ever world indoor champion.

It was confirmed in 1999 that Slaney had failed a doping control test in the summer of 1996, meaning that she was eventually stripped of her silver medal from Paris.

First round (First 4 and 4 fastest to semi-finals) (Mar 7)

Heat 1: 1, Podkopayeva 4:11.23; 2, Hamilton 4:11.47; 3, Sacramento 4:11.51; 4, Chojecka 4:11.57; 5, Dulecha 4:11.60; 6, Kühnemund 4:12.22; 7, Frédérique Quentin FRA 4:15.32; 8, Shirley Griffiths GBR 4:15.45; Gabriela Szabo ROU & Sinead Delahunty IRL DNS

Heat 2: 1, Djaté-Taillard 4:09.00; 2, Ewerlöf 4:11.02; 3, Gheorghiu 4:11.02; 4, Marusova 4:11.73; 5, Zúñiga 4:12.15; 6, Jackline Maranga KEN 4:15.57; 7, Gwen Griffiths RSA 4:20.52; 8, Niusha Mancilla BOL 4:28.70; Małgorzata Rydz POL DNF; Sonia O'Sullivan IRL DNS; (2,) Slaney DQ (r40.8) (4:10.27)

Maebashi 1999

Final (Mar 6)

1,	Gabriela Szabo	ROU	4:03.23
2,	Violeta Szekely	ROU	4:03.53
3,	Lidia Chojecka	POL	4:05.86
4,	Olga Komyagina	RUS	4:06.18
5,	Svetlana Kanatova	RUS	4:06.20
6,	Andrea Šuldesová	CZE	4:06.37
7,	Rocío Rodríguez	ESP	4:10.17
8,	Kutre Dulecha	ETH	4:11.91
9,	Sylvia Kühnemund GER 4:26.35		

Komyagina set a fast pace of 63.76 at 400m and 2:10.57 at 800m. The two favourites followed; Szabo and Dulecha. On the penultimate lap, Szekely moved ahead of Dulecha, who suddenly faded to the back of the field. By the bell, Szabo had gone ahead and launched her finishing kick. The 33 year-old Szekely stayed in touch with her compatriot and pressured Szabo all the way around the final lap. The younger Romanian won with a championship record. It was her third world indoor gold, while Szekely (née Beclea) won her third silver medal.

Szabo's (and Szekely's) finishing speed was impressive. Their final 300m was inside 45 seconds, with the last 200m around 28 seconds, remarkable considering the flat-out sprint did not start until around 150m from home.

First round (First 2 & 3 fastest to final) (Mar 5)

Heat 1: 1, Szekely 4:07.66; 2, Komyagina 4:08.49; 3, Chojecka 4:08.71; 4, Šuldesová 4:09.00; 5, Rodríguez 4:13.63; 6, Kühnemund 4:14.31; 7, Yelena Gorodnicheva UKR 4:19.20

Heat 2: 1, Szabo 4:14.99; 2, Dulecha 4:15.54; 3, Kanatova 4:15.76; 4, Judit Varga HUN 4:15.99; 5, Maite Zúñiga ESP 4:18.70; 6, Alisa Hill USA 4:20.09; 7, Niusha Mancilla BOL 4:20.16; 8, Minori Hayakari JPN 4:25.03

Lisbon 2001

Final (Mar 11)

1,	Hasna Benhassi	MAR	4:10.83
2,	Violeta Szekely	ROU	4:11.17
3,	Natalya Gorelova	RUS	4:11.74
4,	Carla Sacramento	POR	4:11.76
5,	Daniela Yordanova	BUL	4:12.79

6,	Alesya Turova	BLR	4:13.67
7,	Nuria Fernández	ESP	4:15.37
8,	Helena Javornik	SLO	4:15.76
9,	Sonia O'Sullivan	IRL	4:19.40

O'Sullivan, in her fourth race of the championships, led until three laps from the finish. At that point, Sacramento moved to the front, taking with her Benhassi and Szekely. The Moroccan overtook the Portuguese on the final backstraight and held off Szekely – who was contesting her seventh championships – for the gold. Her last 400m took just 60.0. To the disappointment of the Lisbon crowd, Gorelova came through to pip Sacramento for the bronze.

First round (First 3 & 3 fastest to final) (Mar 10)

Heat 1: 1, Szekely 4:10.77; 2, Sacramento 4:10.82; 3, O'Sullivan 4:11.27; 4, Javornik 4:11.38; 5, Georgie Clarke AUS 4:13.21; 6, Lan Lixin CHN 4:14.64; 7, Brigitte Mühlbacher AUT 4:15.37; 8, Heidi Jensen DEN 4:16.31; 9, Fatima Lanouar TUN 4:16.42; 10, Judit Varga HUN 4:19.45

Heat 2: 1, Benhassi 4:11.54; 2, Gorelova 4:11.69; 3, Yordanova 4:12.33; 4, Fernández 4:12.92; 5, Turova 4:13.15; 6, Andrea Šuldesová CZE 4:15.57; 7, Maria Cioncan ROU 4:17.47; 8, Collette Liss USA 4:19.23; 9, Li Jingnan CHN 4:22.34

Birmingham 2003

Final (Mar 16)

1,	Regina Jacobs	USA	4:01.67
2,	Kelly Holmes	GBR	4:02.66
3,	Yekaterina Rozenberg	RUS	4:02.80
4,	Natalya Gorelova	RUS	4:06.18
5,	Irina Lishchinska	UKR	4:07.19
6,	Elena Iagăr	ROU	4:07.44
7,	Alesya Turova	BLR	4:08.20
8,	Hasna Benhassi	MAR	4:09.03
9,	Kutre Dulecha	ETH	4:11.15

Jacobs regained her 1995 title with a far classier run than that year, which was not surprising given that she was fresh from setting a new world record of 3:59.98. The 39 year-old followed the fast pace of Gorelova (400m: 62.71, 800m: 2:08.80) before moving ahead. At the bell it was Jacobs from Rozenberg and Holmes, then the American drew clear. Holmes slipped through on the inside of Rozenberg on the final bend. "It really doesn't get any better than this," remarked the winner, who failed a doping control test the following June and was eventually suspended for four years.

First round (First 2 & 3 fastest to final) (Mar 15)

Heat 1: Lishchinska 4:10.28; 2, Rozenberg 4:10.28; 3, Lidia Chojecka POL 4:10.51; 4, Judit Varga HUN 4:12.48; 5, Abir Nakhli TUN 4:13.83; 6, Sarah Schwald USA 4:14.13; 7, Hayley Owens GBR 4:15.25; 8, Aurélie Coulaud FRA 4:16.72; 9, Maria Lynch IRL 4:21.44

Heat 2: 1, Turova 4:09.93; 2, Holmes 4:09.99; 3, Gorelova 4:10.17; 4, Maria Cioncan ROU 4:14.52; 5, Emmanuelle Bossert FRA 4:15.82; 6, Seloua Ouaziz MAR 4:16.53; 7, Konstadina Efedáki GRE 4:17.15; 8, Sonja Roman SLO 4:18.09; 9, Eva Arias ESP 4:21.58

Heat 3: 1, Jacobs 4:09.07; 2, Iagăr 4:09.34; 3, Benhassi 4:09.37; 4, Dulecha 4:09.65; 5, Nelya Neporadna UKR 4:10.77; 6, Zulema Fuentes-Pila ESP 4:12.03; 7, Fatima Lanouar TUN 4:18.45; 8, Anna Jakubczak POL 4:18.56

Budapest 2004

Final (Mar 6)

1,	Kutre Dulecha	ETH	4:06.40
2,	Carmen Douma-Hussar	CAN	4:08.18
3,	Gulnara Samitova	RUS	4:08.26
4,	Daniela Yordanova	BUL	4:08.52
5,	Natalya Tobias	UKR	4:09.03
6,	Yuliya Kosenkova	RUS	4:09.32
7,	Alesya Turova	BLR	4:09.81
8,	Lidia Chojecka	POL	4:10.32
9,	Kelly Holmes	GBR	4:12.30

The heats were won by former World Cross Country Champion Dulecha and the 2003 silver medallist Holmes. Turova set a moderate

pace in the final (2:12.90 at 800m). Holmes then began to move through from the back of the field, but tripped and fell just before three laps to go.

Dulecha – eighth in 1997 and 1999 – took over in front and started a sustained drive to the finish. Holmes got up and was able to catch the pack by the bell, but meanwhile Dulecha was opening up a huge gap at the front of the field. In second pace Douma-Hussar improved the Canadian indoor record she had established in the heats.

First round (First 3 & 3 fastest to final) (Mar 5)

Heat 1: 1, Dulecha 4:08.23; 2, Samitova 4:08.48; 3, Yordanova 4:08.50; 4, Tobias 4:08.96; 5, Chojecka 4:09.01; 6, Douma-Hussar 4:09.28; 7, Judit Varga HUN 4:10.71; 8, Nuria Fernández ESP 4:11.95; 9, Latifa Essarokh FRA 4:13.74; 10, Konstadina Efedáki GRE 4:18.58; Niusha Mancilla BOL DNF

Heat 2: 1, Holmes 4:11.15; 2, Turova 4:11.36; 3, Kosenkova 4:11.37; 4, Sonja Roman SLO 4:11.72; 5, Natalia Rodríguez ESP 4:13.52; 6, Andrea Šuldesová CZE 4:13.66; 7, Alina Cucerzan ROU 4:15.58; 8, Jenelle Deatherage USA 4:20.21; 9, Nelya Neporadna UKR 4:22.24; Mardrea Hyman JAM DNF

Moscow 2006

Final (Mar 12)

1,	Yuliya Chizhenko	RUS	4:04.70
2,	Yelena Soboleva	RUS	4:05.21
3,	Maryam Jamal	BRN	4:05.53
4,	Hind Dehiba	FRA	4:05.67
5,	Iryna Lishchynska	UKR	4:07.82
6,	Corina Dumbrăvean	ROU	4:08.29
7,	Treniere Clement	USA	4:11.21
8,	Maria Martins	FRA	4:15.17
9,	Nahida Touhami	ALG	4:19.44

Soboleva was the favourite, having won the Russian title three weeks earlier in a world record of 3:58.28. Her and Chizhenko shared the pace in the final, with Soboleva taking over at 800m (2:13.55), after Chizhenko had led at 400m (66.34). Both Jamal and Dehiba briefly showed at the front, with the Frenchwoman leading at 1200m (3:17.92). Soboleva moved ahead just after the beginning of the final lap, but Chizhenko was far too strong, passing her teammate with 100m to go, and finishing off with a last 200m in 31 seconds to win from her compatriot. Jamal just caught Dehiba for third, with the latter dramatically collapsing across the finish line.

First round (First 3 & 3 fastest to final) (Mar 11)

Heat 1: 1, Chizhenko 4:09.92; 2, Jamal 4:09.93; 3, Lishchynska 4:10.12; 4, Dehiba 4:10.73; 5, Clement 4:11.64; 6, Touhami 4:12.09; 7, Irina Krakoviak LTU 4:14.27; 8, Sonja Roman SLO 4:27.96

Heat 2: 1, Martins 4:14.34; 2, Soboleva 4:14.51; 3, Dumbrăvean 4:14.76; 4, Nataliya Tobias UKR 4:15.55; 5, Mestawat Tadesse ETH 4:15.61; 6, Tiffany McWilliams USA 4:15.80; 7, Nuria Fernández ESP 4:17.12; 8, Katrina Wootton GBR 4:17.90; 9, Sonja Stolić SCG 4:19.94

Valencia 2008

Final (Mar 9)

1,	Gelete Burka	ETH	3:59.75
2,	Maryam Jamal	BRN	3:59.79
3,	Daniela Yordanova	BUL	4:04.19
4,	Liliana Popescu	ROU	4:07.61
5,	Siham Hilali	MAR	4:15.54
Sonja Roman SLO DNF; (1,) Yelena Soboleva RUS DQ (r40.8) (3:57.71); (2,) Yuliya Fomenko RUS DQ (r40.8) (3:59.41); (7,) Bouchra Ghézielle FRA DQ (r40.8) (4:08.66)			

The final saw world record holder Soboleva lead through the first three laps (30.95, 63.26, 1:35.66) before Fomenko took over, passing 800m in 2:07.69 and 1200m in 3:11.53. Soboleva went back into the lead at the bell, and cruised through a final 200m in 30.43 to finish in a world record of 3:57.71, with Fomenko finishing two metres clear of Burka, who came from well back to outdip Jamal. "Yuliya Fomenko and myself agreed before the race to run at a speed that suited us both," revealed Soboleva. "Whoever was strongest would win on the last lap."

In July 2008 it was announced that Soboleva and Fomenko were among seven Russian athletes suspended for doping offences by the IAAF. They were charged with having manipulated their urine samples after DNA testing had appeared to show that the samples did not belong to the athletes concerned. They were initially banned by the All-Russia Athletic Federation for two years starting from April and May of 2007 (April 26 in Soboleva's case), which meant that they would have been clear to compete at the 2009 World Championships. In November 2008, the IAAF appealed to the Court of Arbitration for Sport against the decision of the ARAF on the grounds that the start of the sanction could not be backdated to before the initial suspension, and that in the circumstances, the period of suspension ought to be greater than the minimum of two-years. The CAS ruled in favour of the IAAF in July 2009 and not only were Soboleva and Fomenko suspended under 2011, all their results since April 2007 were annulled. So Burka became the rightful World Indoor Champion and the second Ethiopian to take the title in three championships.

First round (First 3 & 3 fastest to final) (Mar 8)

Heat 1: 1, Jamal 4:07.43; 2, Burka 4:08.24; 3, Yordanova 4:08.44; 4, Susan Scott GBR 4:10.39; 5, Christy Wurth-Thomas USA 4:10.56; 6, Nataliya Tobias UKR 4:11.71; 7, Mari Järvenpää FIN 4:13.24; 8, Elena Antoci ROU 4:13.93; 9, Esther Desviat ESP 4:33.71; (2,) Soboleva DQ (r40.8) (4:07.85)

Heat 2: 1, Popescu 4:06.68; 2, Roman 4:08.12; 3, Hilali 4:10.09; 4, Jemma Simpson GBR 4:11.17; 5, Jenelle Deatherage USA 4:14.27; 6, Kaisa Haglund SWE 4:14.82; 7, Hilary Stellingwerf CAN 4:18.26; 8, Sandra Teixeira POR 4:23.14; (1,) Fomenko DQ (r40.8) (4:05.94); (4,) Ghézielle DQ (r40.8) (4:08.83)

Doha 2010

Final (Mar 14)

1, Kalkidan Gezahegne ETH 4:08.14
 2, Natalia Rodríguez ESP 4:08.30
 3, Gelete Burka ETH 4:08.39
 4, Sylwia Ejdys POL 4:09.24
 5, Irene Jelagat KEN 4:09.57
 6, Erin Donohue USA 4:09.59
 7, Helen Clitheroe GBR 4:10.38
 8, Sarah Bowman USA 4:10.72
 9, Natalya Koreyvo BLR 4:12.76; (7,) Anna Alminova RUS DQ (r40.1) (4:09.81)

Gezahegne was the fastest pre-Doha with 4:03.28, but she looked doomed when she fell in her heat. However, she got up quickly and proceeded to win with the fastest time of the round. In the final, Jelagat and then Burka took the field through 800m in a leisurely 2:15.30. Burka kept the lead until just before the bell (3:37.32) when Rodríguez took over. Burka fought back to the front on the final back straight, but was passed by Gezahegne and Rodríguez in the last 40 metres. At 18 years 310 days, the Ethiopian became the youngest female champion in the history of the world indoor championships and was greeted by wild cheers from the large group of Ethiopian fans in the Aspire Dome.

First round (First 3 & 3 fastest to final) (Mar 12)

Heat 1: 1, Burka 4:12.08; 2, Bowman 4:12.91; 3, Clitheroe 4:13.97; 4, Fanjanteino Félix FRA 4:14.62; 5, Jelagat 4:15.63; 6, Rose-Anne Galligan IRL 4:17.04; 7, Ulrika Johansson SWE 4:22.94; Eliane Saholinirina MAD DNF; (2,) Alminova DQ (r40.1) (4:12.50) (Jelegat advanced to final by jury of appeal decision)

Heat 2: 1, Gezahegne 4:08.91; 2, Rodríguez 4:09.19; 3, Ejdys 4:09.23; 4, Donohue 4:10.12; 5, Koreyvo 4:12.91; 6, Yevgeniya Zolotova RUS 4:15.33; 7, Kelly McNeice IRL 4:16.26; 8, Charlotte Best GBR 4:16.40; 9, Nicole Edwards CAN 4:16.46

Istanbul 2012

Final (Mar 10)

1, Genzebe Dibaba ETH 4:05.78
 2, Mariem Alaoui Selsouli MAR 4:07.78
 3, Aslı Çakır Alptekin TUR 4:08.74
 4, Natallia Kareiva BLR 4:10.12
 5, Hind Déhiba FRA 4:10.30
 6, Tizita Bogale ETH 4:10.98

7, Angelika Cichocka POL 4:14.57

8, Isabel Macías ESP 4:22.40

(7,) Yelena Arzhakova RUS DQ (r40.8) (4:13.04)

Dibaba (4:00.13 in 2012) was the big favourite and won the final from the front. She passed 400m in 71.12, with the pack looking poised to pounce. The Ethiopian then began to increase the pace, and 200m splits of 32.80 and 32.67 stretched out the field. A further two quickening laps of 31.79 and 30.96 left Selsouli as the only athlete in contact. Dibaba passed the bell in 3:34.64, and a last lap of 31.14 pulled her nearly 15m clear of the Moroccan. It was a masterful piece of running by the 21 year-old sister of the multi Olympic and World Champion Tirunesh, and Ejegayehu, the 2004 Olympic silver medallist at 10,000m.

First round (First 3 & 3 fastest to final) (Mar 9)

Heat 1: 1, Dibaba 4:11.17; 2, Macías 4:11.53; 3, Kareiva 4:11.64; 4, Siham Hilali MAR 4:11.69; 5, Luiza Gega ALB 4:13.45; 6, Sara Vaughn USA 4:17.46; 7, Ioana Doaga ROU 4:17.50; (4,) Anzhelika Shevchenko UKR DQ (r40.8) (4:12.78)

Heat 2: 1, Selsouli 4:08.56; 2, Déhiba 4:08.78; 3, Bogale 4:08.91; 4, Alptekin 4:09.30; 5, Cichocka 4:09.50; 6, Brenda Martinez USA 4:11.30; (4,) Arzhakova DQ (r40.8) (4:09.15)

1500 METRES

Multiple Medallists:

3	Violeta Beclea/Szekely	ROU	93-2, 99-2, 01-2
2	Doina Melinte	ROU	87-1, 89-1
	Svetlana Kitova	URS	87-3, 89-2
	Yekaterina Podkopayeva	RUS	93-1, 97-1
	Regina Jacobs	USA	95-1, 03-1
	Lidia Chojecka	POL	97-3, 99-3
	Maryam Jamal	BRN	06-3, 08-2
	Gelete Burka	ETH	08-1, 10-3

Most Finals:

4	Carla Sacramento	POR	93-7, 95-2, 97-4, 01-4
	Kutre Dulecha	ETH	97-8, 99-8, 03-9, 04-1

Most Appearances:

4	Beclea/Szekely		93-2, 95-dq, 99-2, 01-2
	Sacramento		
	Mayte Zúñiga	ESP	93-5, 95-3, 97-10, 99-5h2
	Chojecka		97-3, 99-3, 03-3h1, 04-8
	Dulecha		
	Judit Varga	HUN	99-4h2, 01-10h1, 03-4h1, 04-7h1
	Sonja Roman	SLO	03-8h2, 04-4h2, 06-8h1, 08-dnf

National Placings:

	1	2	3	4	5	6	7	8	Points
ROU	3	4	1	3	2	3	-	-	90
RUS	3	1	3	2	1	1	-	-	66
ETH	4	-	1	-	-	1	-	2	43
URS	1	2	1	2	-	-	-	-	38
USA	2	-	-	1	-	1	3	2	32
POL	-	-	2	2	-	-	1	2	26
ESP	-	1	1	-	1	-	2	1	22
MAR	1	1	-	-	1	-	-	1	20
GBR	-	1	-	-	1	1	3	-	20
POR	-	1	-	2	-	-	1	-	19
CAN	-	1	1	-	-	1	-	1	17
FRA	-	1	-	1	1	-	-	1	17
NED	1	-	-	-	2	-	-	-	16
BUL	-	-	1	1	1	-	-	1	16
BRN	-	1	1	-	-	-	-	-	13
GER	-	-	1	-	1	1	-	-	13
BLR	-	-	-	1	-	1	2	-	12
UKR	-	-	-	-	3	-	-	-	12
SUI	-	-	1	-	-	1	-	-	9
TCH	-	1	-	-	-	-	-	-	7
TUR	-	-	1	-	-	-	-	-	6
SWE	-	-	-	-	-	1	1	-	5
KEN	-	-	-	-	1	-	-	-	4
CZE	-	-	-	-	-	1	-	-	3
NZL	-	-	-	-	-	1	-	-	3
JOR	-	-	-	-	-	-	1	-	2
ARG	-	-	-	-	-	-	-	1	1
SLO	-	-	-	-	-	-	-	1	1
Totals	15	15	15	15	15	14	14	13	533

3000 Metres**Paris 1985****Straight Final (Jan 19: Non-championship)**

1, Debbie Scott	CAN	9:04.99
2, Agnese Possamai	ITA	9:09.66
3, PattiSue Plumer	USA	9:12.12
4, Dianne Rodger	NZL	9:12.68
5, Hassinia Darami	MAR	9:40.45
6, Leticia Mpoghole	TAN	9:55.58
7, Luz Fabiola Rueda	COL	10:07.18

Natalya Artyomova URS DNS

No-one could respond to Scott's break at 2500m, though Possamai did manage to improve from fourth to second on the final lap.

Indianapolis 1987**Straight Final (Mar 7)**

1, Tatyana Samolenko	URS	8:46.52
2, Olga Bondarenko	URS	8:47.08
3, Maricica Puică	ROU	8:47.92
4, Krishna Wood	AUS	8:48.38
5, Yvonne Murray	GBR	8:48.43
6, Lynn Williams	CAN	8:50.80
7, Leslie Seymour	USA	8:54.55
8, Elly van Hulst	NED	8:57.46

9, Ingrid Delagrance BEL 9:19.45; 10, Ena Guevara Mora PER 9:35.64; 11, Cornelia Melis ARU 10:24.79; Brigitte Kraus FRG DNF

Murray tried to break the field as she had done in the European Indoor Championships two weeks earlier, but after leading through 2000m in 5:53.98, found herself surrounded by Puică, Samolenko and Bondarenko at the bell.

Samolenko ran away from the pack in the last circuit, while Bondarenko also overhauled the Olympic Champion Puică.

Budapest 1989**Straight Final (Mar 4)**

1, Elly van Hulst	NED	8:33.82WR
2, Liz McColgan	GBR	8:34.80
3, Margareta Keszeg	ROU	8:48.70
4, Vera Michallek	FRG	8:49.66
5, Nicky Morris	GBR	8:53.52
6, Lyudmila Borisova	URS	9:04.75
7, Zita Ágoston	HUN	9:18.72

McColgan set off at world record pace, reaching 1000m in 2:52.13 and 2000m in 5:46.29. Only van Hulst, the European Champion, could keep up and she was a metre or two behind McColgan at the bell (8:02.10). The Briton had covered the 400m up to that point in 66 seconds, but the Dutchwoman kept up and went clear in the final 100m to take almost six seconds from the world record. McColgan also was comfortably inside the old mark.

"I knew that, if, with a lap to go I was behind Liz, everything would be all right," said van Hulst. "The main thing was for me to stay close to her. She was the ideal rabbit."

Seville 1991**Straight Final (Mar 9)**

1, Marie-Pierre Duros	FRA	8:50.69
2, Margareta Keszeg	ROU	8:51.51
3, Lyubov Kremlyova	URS	8:51.90
4, Albertina Dias	POR	8:55.45
5, Carita Sunell	FIN	8:56.11
6, Rosario Murcia	FRA	8:56.20
7, Sonia McGeorge	GBR	8:56.67
8, Elaine Van Blunk	USA	8:58.23

9, Elly van Hulst NED 9:05.16; Christina Mai GER DQ

Duros led for the entire race, passing 1000m in 3:02.46 and 2000m in 6:04.52. In the final kilometre, both Keszeg and Kremlyova were poised for an attack, but the Frenchwoman accelerated. Her final 800m took 2:17.45, with each 200m segment progressively quicker.

Toronto 1993**Straight Final (Mar 13)**

1, Yvonne Murray	GBR	8:50.55
2, Margareta Keszeg	ROU	9:02.89
3, Lynn Jennings	USA	9:03.78
4, Christina Mai	GER	9:04.14
5, Ulla Marquette	CAN	9:04.72
6, Elly van Hulst	NED	9:08.33
7, Marina Bastos	POR	9:13.13
8, Kathy Franey	USA	9:13.16

9, Alejandra Ramos Sanchez CHI 9:15.22; 10, Natalia Azpiazu ESP 9:23.50; 11, Geraldine Hendricken IRL 9:27.69; 12, Olga Kovpotina RUS 9:31.26

The 1000m point was the signal for Murray to make a move. She ran the next 800m in 2:13.9 to accumulate a massive lead, which was 100m with two laps remaining. Keszeg repeated her Seville silver while in third place was reigning World Cross Country Champion Jennings.

Barcelona 1995**Straight Final (Mar 11)**

1, Gabriela Szabo	ROU	8:54.50
2, Lynn Jennings	USA	8:55.23
3, Joan Nesbit	USA	8:56.08
4, Elisa Rea	ITA	8:56.21
5, Lidiya Vasilevskaya	RUS	8:58.28
6, Marta Dominguez	ESP	9:01.79
7, Zahra Ouaziz	MAR	9:03.84
8, Annette Sergent-Palluy	FRA	9:04.03

9, Sinead Delahunty IRL 9:04.16; 10, Marina Bastos POR 9:16.19; 11, Sandra Córtez BOL 9:47.24; 12, Mariya Pantyukova RUS 9:51.61; 13, Guylsara Dadabayeva TJK 10:41.43

Running her first indoor race in six years, Szabo (19) outsprinted 34 year-old Jennings with a 29.9 final lap. The Romanian became the youngest ever world indoor champion. An unexpected third was Nesbit. The two Americans set a pace of 2:58.72 at 1000m and 6:00.09 at 2000m.

Paris 1997**Straight Final (Mar 8)**

1, Gabriela Szabo	ROU	8:45.75
2, Sonia O'Sullivan	IRL	8:46.19
3, Fernanda Ribeiro	POR	8:49.79
4, Marina Bastos	POR	8:52.64
5, Marta Dominguez	ESP	8:52.74
6, Olga Yegorova	RUS	8:52.99
7, Farida Fatès	FRA	8:54.98
8, Laurence Duquenoy	FRA	9:00.27

9, Luminita Gogîrlea ROU 9:00.75; 10, Estibaliz Urrutia ESP 9:01.68; 11, Etaferahu Tarekegne ETH 9:02.42; 12, Cheri Goddard USA 9:04.05; 13, Kristina da Fonseca-Wollheim GER 9:05.78; 14, Luminita Zaituc GER 9:17.50; 15, Sinead Delahunty IRL 9:19.93

Bastos and Ribeiro set the pace and were shadowed by O'Sullivan – running her first indoor race in five years – and defending champion Szabo. On the penultimate lap the Irishwoman made her move, breaking clear of all but Szabo. The Romanian stayed behind O'Sullivan until the very last bend. There, the Irish runner moved away from the kerb, allowing Szabo to slip through cleanly on the inside and sprint away for the gold. The winner covered the final lap in close to 29 seconds. "The finish is the strongest part of my race, and I proved it," she said.

Maebashi 1999**Straight Final (Mar 7)**

1, Gabriela Szabo	ROU	8:36.42
2, Zahra Ouaziz	MAR	8:38.43
3, Regina Jacobs	USA	8:39.14
4, Yamna Belkacem	FRA	8:41.63
5, Violeta Szekely	ROU	8:47.80
6, Olga Yegorova	RUS	8:49.34
7, Cristina Petite	ESP	8:52.85
8, Wang Chunmei	CHN	8:53.44
9, Helena Javornik SLO 9:00.92; 10, Akiko Kawashima JPN 9:01.39; Rodica Daniela Nagel FRA & Andrea Šuldesová CZE DNF		

Just after the first kilometre (2:54.72), Ouaziz took over from Javornik, and was followed by Szabo. Soon after halfway (4:21.66), Szabo moved in front and kept the pace fast. With six laps to go she moved wide as if to let Ouaziz take her turn in front, but the Moroccan wasn't interested. At 2000m (Szabo 5:48.97), four others were in touch with the Romanian and the Moroccan – Jacobs, Szekely, Belkacem and Yegorova.

With 800m remaining, Ouaziz surged, taking her and Szabo clear of Jacobs. Szabo moved to the front just before the bell and sprinted round the final lap in 29.6 to win her second world indoor gold in less than 24 hours. African, Asian, Chinese, French, and Japanese records all fell in this race.

Lisbon 2001**Final (Mar 10)**

1, Olga Yegorova	RUS	8:37.48
2, Gabriela Szabo	ROU	8:39.65
3, Yelena Zadorozhnaya	RUS	8:40.15
4, Marta Domínguez	ESP	8:40.98
5, Dong Yanmei	CHN	8:41.34
6, Benita Johnson	AUS	8:42.75
7, Sonia O'Sullivan	IRL	8:44.37
8, Hayley Tullett	GBR	8:45.36
9, Worknesh Kidane ETH 8:46.56; 10, Asmae Leghzaoui MAR 8:47.60; 11, Kathy Butler GBR 9:04.81; 12, Regina Jacobs USA 9:05.33		

After several attempts, Gabriela Szabo had finally broke the world indoor record for 3000m earlier in 2001, but in Lisbon she lost her unbeaten record at World Indoor Championships. The Romanian was in front at 1000m (2:53.32) and 2000m (5:50.83), but allowed herself to be overtaken by Zadorozhnaya on the penultimate lap. It was the other Russian, Yegorova, who then sprinted to the front before the bell, taking Szabo by surprise. The defending champion was blocked momentarily by Zadorozhnaya before giving chase. However, Yegorova raced clear with a stunning 28.13 last lap and became the first woman to defeat Szabo at 3000m since 1995. Oceanian, Asian, Spanish and Irish records were all broken in this race.

"I thought that Szabo would probably overtake me," admitted Yegorova, "but it just didn't work out that way."

First round (First 5 & 2 fastest to final) (Mar 9)

Heat 1: 1, Zadorozhnaya 9:01.04; 2, Johnson 9:01.55; 3, Domínguez 9:01.62; 4, Dong 9:02.09; 5, Tullett 9:02.23; 6, Cheri Kenah USA 9:02.24; 7, Elena Iagăr ROU 9:08.46; 8, Sonia Lopes CPV 11:37.38; Marina Bastos POR DNF
Heat 2: 1, O'Sullivan 8:55.79; 2, Szabo 8:55.84; 3, Yegorova 8:55.97; 4, Jacobs 8:56.92; 5, Leghzaoui 8:56.97; 6, Butler 8:58.60; 7, Kidane 8:59.42; 8, Cristina Petite ESP 9:06.49; 9, Li Ji CHN 9:06.78; 10, Hrysostomia Iakóvou GRE 9:12.15

Birmingham 2003**Final (Mar 15)**

1, Berhane Adere	ETH	8:40.25
2, Marta Domínguez	ESP	8:42.17
3, Meseret Defar	ETH	8:42.58
4, Zahra Ouaziz	MAR	8:48.50
5, Zhor El Kamch	MAR	8:49.55

6, Galina Bogomolova	RUS	8:50.62
7, Benita Johnson	AUS	8:51.62
8, Cristina Grosu	ROU	8:58.65
9, Amaia Piedra ESP 8:59.76; 10, Hayley Tullett GBR 9:00.17; 11, Susanne Pumper AUT 9:08.64; (8,) Maria Tsirba GRE DQ (r40.1) (8:52.21)		

The world indoor record holder Adere was dominant, running on the heels of leader Tullett (2000m: 5:57.03) then moving ahead with 700m remaining. Domínguez held on for two laps but from then on there was no doubt about the winner. The tall Ethiopian ran the last 600m in 1:34.48 and 200m in 31.51 to win her country's first ever women's World Indoor Championship medal.

First round (First 4 & 4 fastest to final) (Mar 14)

Heat 1: 1, Adere 8:53.64; 2, Bogomolova 8:55.72; 3, Johnson 8:57.08; 4, Ouaziz 8:57.21; 5, Tullett 9:00.13; 6, Piedra 9:03.41; 7, Wioletta Janowska POL 9:09.27; 8, Livia Tóth HUN 9:10.95; 9, Maria Martins FRA 9:12.48; 10, Dina Judith Cruz GUA 9:56.67; Collette Liss USA DNF
Heat 2: 1, Defar 8:49.80; 2, Grosu 8:51.58; 3, Domínguez 8:51.97; 4, El Kamch 8:52.31; 5, Pumper 9:02.98; 6, Maria McCambridge IRL 9:03.68; 7, Katie McGregor USA 9:06.30; 8, Yelena Sidorchenkova RUS 9:13.51; 9, Korene Hinds JAM 9:15.18; (5,) Tsirba DQ (r40.1) (8:52.70)

Budapest 2004**Final (Mar 7)**

1, Meseret Defar	ETH	9:11.22
2, Berhane Adere	ETH	9:11.43
3, Shayne Culpepper	USA	9:12.15
4, Marta Domínguez	ESP	9:12.85
5, Jo Pavey	GBR	9:13.09
6, Yelena Zadorozhnaya	RUS	9:13.70
7, Sabrina Mockenhaupt	GER	9:13.70
8, Marina Dubrova	UKR	9:14.34
9, Maria McCambridge IRL 9:14.72; 10, Veerle Dejaeghere BEL 9:15.21; 11, Galina Bogomolova RUS 9:17.15; Hayley Tullett GBR DNS		

Domínguez led from the start but with a painfully slow pace, just 80.37 for the first 400m. She gradually speeded up and resisted a number of challenges for pole position. Her first kilometre was 3:21.10 followed by 3:06.46, but then things got much quicker as the Ethiopian pair of Adere and Defar surged before the bell with Adere holding a narrow lead. In Birmingham she had won with Defar third but this time Defar came through to win in the closing metres.

Culpepper was ideally placed when the Ethiopians set off and won an unexpected bronze medal, though she almost tripped over after colliding with Zadorozhnaya on the last lap.

First round (First 4 & 4 fastest to final) (Mar 5)

Heat 1: 1, Adere 8:49.76; 2, Zadorozhnaya 8:50.73; 3, Dubrova 8:51.04; 4, Domínguez 8:51.05; 5, Tullett 8:51.27; 6, Mockenhaupt 8:52.03; 7, Dejaeghere 8:55.97; 8, Culpepper 8:57.48; 9, Dorcus Inzikuru UGA 9:21.48
Heat 2: 1, Defar 8:57.39; 2, Pavey 8:58.05; 3, McCambridge 8:59.11; 4, Bogomolova 8:59.65; 5, Wioletta Janowska POL 9:02.58; 6, Zahra Ouaziz MAR 9:05.19; 7, Maria Martins FRA 9:06.40; 8, Carrie Tollefson USA 9:08.64; 9, Fatiha Baouf BEL 9:16.16

Moscow 2006**Straight Final (Mar 11)**

1, Meseret Defar	ETH	8:38.80
2, Liliya Shobukhova	RUS	8:42.18
3, Lidia Chojecka	POL	8:42.59
4, Sentayehu Ejigu	ETH	8:43.38
5, Olesya Syreva	RUS	8:44.10
6, Mariem Alaoui Selsouli	MAR	8:55.97
7, Carrie Tollefson	USA	8:59.13
8, Analía Rosa	POR	8:59.99
9, Tatyana Kryvobok UKR 9:02.87; 10, Maria McCambridge IRL 9:07.26; 11, Tatyana Golovchenko UKR 9:08.24; 12, Sara Bei-Hall USA 9:14.49; 13, Róisín McGettigan IRL 9:28.85		

With only 13 entrants, heats were not required, and the race came down to the question of whether the pace-setting Russians, Shobukhova and Syreva – the two fastest women of all time – could deal with the big

60 Metres Hurdles**Paris 1985****Final (Jan 18: Non-championship)**

1,	Xénia Siska	HUN	8.03
2,	Laurence Elloy	FRA	8.08
3,	Anne Piquereau	FRA	8.10
4,	Stephanie Hightower	USA	8.12
5,	Ginka Zagorcheva	BUL	8.13
6,	Vera Akimova	URS	8.14

Piquereau, whose pre-Games best was 8.29, improved to 8.12 in her heat and a French record of 8.00 in her semi-final. Siska won the other semi in 8.00 and prevailed in the final, where Piquereau was third behind another Frenchwoman, Elloy.

First round (First 3 & 3 fastest to semi-finals) (Jan 18)

Heat 1: 1, Piquereau 8.12; 2, Siska 8.13; 3, Hightower 8.17; 4, Simpson 8.31; 5, Frederiksen 8.58; 6, Sandra Tavares MEX 8.86

Heat 2: 1, Zagorcheva 8.16; 2, Elloy 8.22; 3, Capotosto 8.52; 4, Dioum 8.76; 5, Cheung Suet Yee HKG 9.09

Heat 3: 1, Akimova 8.16; 2, Jeal 8.34; 3, Weiss 8.56; 4, Pam Page USA 8.95; 5, Giannina Otoy PER 11.04

Semi-finals (First 3 to final) (Jan 18)

Heat 1: 1, Piquereau 8.00; 2, Zagorcheva 8.10; 3, Hightower 8.22; 4, Wendy Jeal GBR 8.37; 5, Beatriz Capotosto ARG 8.47; 6, Awa Dioum-N'Diaye SEN 8.77

Heat 2: 1, Siska 8.00; 2, Elloy 8.01; 3, Akimova 8.04; 4, Judy Simpson GBR 8.46; 5, Angela Weiss SUI 8.48; 6, Hilde Frederiksen NOR 8.54

Indianapolis 1987**Final (Mar 7)**

1,	Cornelia Oschkenat	GDR	7.82
2,	Yordanka Donkova	BUL	7.85
3,	Ginka Zagorcheva	BUL	7.99
4,	Rita Heggli	SUI	8.11
5,	Marjan Olijslager	NED	8.12
6,	Lesley-Ann Skeete	GBR	8.18
7,	Aliuska López	CUB	8.25
8,	Stephanie Hightower-Leftwich	USA	8.26

Oschkenat won the gold medal with a fine start and pick-up. Donkova, the world outdoor record holder, closed gradually towards the finish but could not draw level. The Bulgarian later blamed her loss on a muscle pull while warming up for the previous day's heats.

First round (First 2 & 4 fastest to final) (Mar 6)

Heat 1: 1, Zagorcheva 7.99; 2, Heggli 8.12; 3, Feng Yinghua CHN 8.41; 4, Jackie Joyner-Kersey USA 8.62; 5, Patricia Lombardo ITA 8.65; 6, Maria Usifo NGR 9.23

Heat 2: 1, Oschkenat 7.87; 2, Donkova 7.96; 3, Hightower-Leftwich 8.10; 4, Skeete 8.11; 5, Olijslager 8.15; 6, López 8.18

Budapest 1989**Final (Mar 5)**

1,	Yelizaveta Chernyshova	URS	7.82
2,	Lyudmila Narozhilenko	URS	7.83
3,	Cornelia Oschkenat	GDR	7.86
4,	Kim McKenzie	USA	7.92
5,	Mihaela Pogacean	ROU	7.95
6,	Marjan Olijslager	NED	7.95

The final event of the championships saw an upset when world record holder and defending champion Oschkenat – who committed a false start – could only place third behind the two representatives from the USSR.

First round (First 2 & 2 fastest to final) (Mar 5)

Heat 1: 1, Narozhilenko 7.87; 2, Olijslager 7.89; 3, Pogacean 7.97; 4, Candy Young USA 8.10; 5, Sylvia Dethier BEL 8.29

Heat 2: 1, Oschkenat 7.89; 2, McKenzie 7.92; 3, Chernyshova 8.04; 4, Aliuska López CUB 8.08; 5, Monique Ewanjé-Epée FRA 8.08; 6, Dinah Yankey GHA 8.61

Seville 1991**Final (Mar 9)**

1,	Lyudmila Narozhilenko	URS	7.88	0.175
2,	Monique Ewanjé-Epée	FRA	7.90	0.157
3,	Aliuska López	CUB	8.03	0.174
4,	Lidiya Yurkova	URS	8.03	0.172
5,	Anne Piquereau	FRA	8.04	0.154
6,	Mihaela Pogacean	ROU	8.04	0.160
7,	Kim McKenzie	USA	8.05	0.143
8,	Odalys Adams	CUB	8.11	0.151

Narozhilenko, Ewanjé-Epée and Piquereau were the most impressive qualifiers and were drawn together in the final. Ewanjé-Epée, the European outdoor Champion, got the best start but the three women were level for the first four barriers until Narozhilenko edged ahead. Piquereau faltered on landing after the fifth and finished out of the medals.

First round (First 3 & 4 fastest to semi-finals) (Mar 9)

Heat 1: 1, Narozhilenko 8.00; 2, McKenzie 8.07; 3, Dethier 8.17; 4, Adams 8.22; 5, Mardomingo 8.25; 6, Nezha Bidouane MAR 8.74; 7, Debora de Souza PER 9.42

Heat 2: 1, Piquereau 7.98; 2, Pogacean 8.00; 3, Bukovec 8.16; 4, Skeete 8.17; 5, Blanka Henesová TCH 8.31; 6, Yasmina Azzizi ALG 8.42

Heat 3: 1, Yurkova 8.04; 2, Patzwahl 8.12; 3, Năstase 8.13; 4, Fraser 8.21; 5, Cheryl Wilson USA 8.28; 6, Flora Hyacinth ISV 8.85

Heat 4: 1, Ewanjé-Epée 7.98; 2, Zaczekiewicz 8.20; 3, López 8.22; 4, Ulrike Beierl AUT 8.33; 5, Pang Jiewen CHN 8.42; 6, Ana Barrenechea ESP 8.47

Semi-finals (First 4 to final) (Mar 9)

Heat 1: 1, Ewanjé-Epée 7.90; 2, Pogacean 8.00; 3, Yurkova 8.03; 4, López 8.10; 5, Lesley-Ann Skeete GBR 8.15; 6, Brigita Bukovec YUG 8.16; 7, Maria José Mardomingo ESP 8.28; 8, Claudia Zaczekiewicz GER 8.31

Heat 2: 1, Narozhilenko 7.93; 2, Piquereau 7.96; 3, Adams 8.02; 4, McKenzie 8.02; 5, Kerstin Patzwahl GER 8.10; 6, Liliana Năstase ROU 8.19; 7, Sylvia Dethier BEL 8.21; 8, Louise Fraser GBR 8.24

Toronto 1993**Final (Mar 14)**

1,	Julie Baumann	SUI	7.96	0.159
2,	LaVonna Martin-Floréal	USA	7.99	0.147
3,	Patricia Girard	FRA	8.01	0.153
4,	Yuliya Graudyn	RUS	8.01	0.163
5,	Aliuska López	CUB	8.11	0.177
6,	María José Mardomingo	ESP	8.18	0.169
7,	Brigita Bukovec	SLO	8.28	0.199
	Michelle Freeman	JAM	DQ	

The drama in this event began before the competition started, when it was confirmed that world record holder and defending champion Narozhilenko had failed a doping test earlier in the winter and was scratched from the championships.

This left Freeman as favourite, and the Jamaican had a fine start in the final. Unfortunately, she hit the last hurdle badly and veered into the path of Baumann, who had been lying a clear second. Graudyn "won" the race.

Following a protest by the Swiss Federation, a re-run was ordered with Freeman disqualified. Justice was done as victory went to Baumann. The unlucky Graudyn finished just outside the final medal distribution.

Unofficial result of First Race:

Annulled after Michelle Freeman fell and impeded Julie Baumann

1,	Yuliya Graudyn	RUS	8.02
2,	LaVonna Martin-Floréal	USA	8.02
3,	Aliuska López	CUB	8.07
4,	Patricia Girard	FRA	8.08
5,	Julie Baumann	SUI	8.16
6,	Brigita Bukovec	SLO	8.18
7,	María José Mardomingo	ESP	8.37
	Michelle Freeman	JAM	DQ (9.01)

First round (First 3 & 4 fastest to semi-finals) (Mar 13)

Heat 1: 1, Martin-Floréal 8.13; 2, Mardomingo 8.31; 3, Court 8.33; 4, Liliana Năstase ROU 8.33; 5, Anne Piquereau FRA 8.34; 6, Chan Sau-Ying HKG 8.42; 7, Joyce Melendez PUR 8.45

Heat 2: 1, Baumann 8.11; 2, Girard 8.15; 3, Bukovec 8.23; 4, Jung 8.26; 5,

Caroline Delplancke BEL 8.29; 6, Ana Barrenechea ESP 8.38; Dionne Rose JAM DNF

Heat 3: 1, Freeman 8.04; 2, Schönerberger 8.23; 3, Wolf 8.24; 4, Yelena Politika UKR 8.35; 5, Nicole Ramalalanirina MAD 8.36; 6, Lena Solli NOR 8.43; 7, Angela Coon CAN 8.46

Heat 4: 1, Graudyn 8.10; 2, Agyepong 8.17; 3, López 8.18; 4, Dethier 8.22; 5, Bowles 8.23; 6, Yu 8.26; 7, Sonia Paquette CAN 8.43

Semi-finals (First 3 & 2 fastest to final) (Mar 13)

Heat 1: 1, Baumann 8.02; 2, Graudyn 8.02; 3, Bukovec 8.11; 4, Mardomingo 8.22; 5, Dawn Bowles USA 8.23; 6, Yu Zhang CHN 8.38; 7, Jacqui Agyepong GBR 8.67; Birgit Wolf GER DNF

Heat 2: 1, Freeman 7.99; 2, Martin-Floral 8.00; 3, López 8.10; 4, Girard 8.15; 5, Caren Jung GER 8.27; 6, Rita Schönerberger SUI 8.32; 7, Clova Court GBR 8.65; Sylvie Dethier BEL DNF

Barcelona 1995

Final (Mar 12)

1,	Aliuska López	CUB	7.92	0.140
2,	Olga Shishigina	KAZ	7.92	0.134
3,	Brigita Bukovec	SLO	7.93	0.142
4,	Monique Tourret	FRA	7.98	0.124
5,	Jacqui Agyepong	GBR	8.01	0.139
6,	Cheryl Dickey	USA	8.19	0.153
7,	Michelle Freeman	JAM	8.21	0.139
	Patricia Girard	FRA	DNF	0.113

Shishigina, unbeaten all season, was expected to win easily, so it was something of a surprise when López edged the Asian record holder in the first semi-final at 7.91. The final was a repeat of that race, with both women clocking 7.92. Bukovec was just one hundredth behind, while world leader Girard failed to finish.

First round (First 3 & 4 fastest to semi-finals) (Mar 10)

Heat 1: 1, Bukovec 8.05; 2, Tuzzi 8.10; 3, Grefstad 8.20; 4, Pashkina 8.21; 5, Angela Coon CAN 8.23; 6, Regina Ahlke GER 8.25; 7, Chan Sau Ying HKG 8.46; Elke Wöfling AUT DQ

Heat 2: 1, López 8.08; 2, Agyepong 8.09; 3, Sukhoruchenko 8.27; 4, Liliana Năstase ROU 8.28; 5, Jane Flemming AUS 8.29; 6, Caren Jung GER 8.29; 7, Lynda Goode USA 8.31; Ana Barrenechea ESP DNF

Heat 3: 1, Shishigina 7.95; 2, Tourret 8.00; 3, Baumann 8.04; 4, Rose 8.13; 5, Dickey 8.19; 6, Erica Nicolae ROU 8.37; 7, Iveta Rudová CZE 8.37

Heat 4: 1, Girard 8.01; 2, Freeman 8.06; 3, Ramalalanirina 8.09; 4, Zhou 8.15; 5, Samantha Farquharson GBR 8.21; 6, Odalys Adams CUB 8.37; 7, Isabel Abrantes POR 8.46

Semi-finals (First 4 to final) (Mar 11)

Heat 1: 1, López 7.91; 2, Shishigina 7.91; 3, Tourret 8.01; 4, Dickey 8.03; 5, Dionne Rose JAM 8.04; 6, Julie Baumann SUI 8.10; 7, Carla Tuzzi ITA 8.16; 8, Yelena Sukhoruchenko UKR 8.28

Heat 2: 1, Bukovec 7.94; 2, Agyepong 8.02; 3, Girard 8.06; 4, Freeman 8.07; 5, Monica Grefstad NOR 8.09; 6, Nicole Ramalalanirina MAD 8.11; 7, Zhou Hongyan CHN 8.23; 8, Aleksandra Pashkina RUS 8.25

Paris 1997

Final (Mar 9)

1,	Michelle Freeman	JAM	7.82	0.142
2,	Gillian Russell	JAM	7.84	0.112
=3,	Cheryl Dickey	USA	7.84	0.134
	Patricia Girard	FRA	7.84	0.148
5,	Melissa Morrison	USA	7.88	0.141
6,	Katie Anderson	CAN	8.02	0.138

Freeman, so unlucky in 1993, almost came to grief again after stumbling in her semi-final. Drawn in lane 1 for the final, the Jamaican had the best pick-up and was clearly in front at the last hurdle. Russell, Dickey and Girard all closed on the run-in so that four women reached the finish in a line. All were awarded medals, with the ecstatic Freeman finally holding on for gold. With five athletes under 7.90 this was the quickest 60m hurdles race in history.

First round (First 2 and 2 fastest to semi-finals) (Mar 8)

Heat 1: 1, Freeman 7.88; 2, Anderson 8.05; 3, Cécile Aholu FRA 8.27; 4, Elke Wöfling AUT 8.35; 5, Irina Korotya RUS 8.57

Heat 2: 1, Girard 7.99; 2, Morrison 8.08; 3, Nsiaha 8.11; 4, Clova Court GBR 8.18; 5, Zhou Jing CHN 8.38; 6, Aminata Camara MLI 9.08

Heat 3: 1, Dickey 8.05; 2, Sonn 8.11; 3, Grefstad 8.16; 4, Natalya Grigoryeva UKR 8.17; 5, Naoko Kobayashi JPN 8.35

Heat 4: 1, Russell 7.88; 2, Kanazawa 8.24; 3, Olena Ovcharova UKR 8.28; 4, Aliuska López CUB 8.31; 5, Hsu Hsiu-Ying TPE 8.62; 6, Zhanna Sokolova TJK 9.39

Heat 5: 1, Bukovec 8.02; 2, Yurkova 8.07; 3, Svetlana Laukhova RUS 8.25; 4, Véronique Linster LUX 8.37; 5, Maryline Troonen BEL 8.41

Semi-finals (First 3 to final) (Mar 8)

Heat 1: 1, Russell 7.90; 2, Morrison 7.91; 3, Anderson 7.93; 4, Brigita Bukovec SLO 7.93; 5, Caren Sonn GER 8.15; 6, Monica Grefstad NOR 8.31

Heat 2: 1, Girard 7.88; 2, Dickey 7.89; 3, Freeman 8.01; 4, Vida Nsiaha GHA 8.03; 5, Lidiya Yurkova BLR 8.17; 6, Yvonne Kanazawa JPN 8.30

Maebashi 1999

Final (Mar 5)

1,	Olga Shishigina	KAZ	7.86	0.149
2,	Glory Alozie	NGR	7.87	0.141
3,	Katie Anderson	CAN	7.90	0.125
4,	Brigita Bukovec	SLO	7.92	0.130
5,	Linda Ferga	FRA	7.95	0.137
6,	Melissa Morrison	USA	7.97	0.126
7,	Dionne Rose	JAM	8.05	0.138
8,	Irina Korotya	RUS	8.09	0.139

Anderson (lane 3) got a super start and held a clear lead for most of the race before Shishigina swept through in lane 6, closely pursued by Alozie. Shishigina won by one hundredth from the Nigerian, with Anderson holding off Bukovec for the bronze. Six women bettered eight seconds.

First round (First 2 & 2 fastest to final) (Mar 5)

Heat 1: 1, Morrison 7.95; 2, Alozie 7.98; 3, Gillian Russell JAM 8.06; 4, Maria José Mardomingo ESP 8.17; 5, Diane Allahgreen GBR 8.25; 6, Maryline Troonen BEL 8.47

Heat 2: 1, Bukovec 8.04; 2, Korotya 8.04; 3, Rose 8.05; 4, Nicole Ramalalanirina FRA 8.06; 5, Feng Yun CHN 8.14; 6, Keri Maddox GBR 8.17; 7, Anna Leszczyńska POL 8.22

Heat 3: 1, Shishigina 7.89; 2, Anderson 7.90; 3, Ferga 8.00; 4, Cheryl Dickey USA 8.07; 5, Yvonne Kanazawa JPN 8.12; 6, Maria-Joelle Conjunjo CAF 8.65

Lisbon 2001

Final (Mar 9)

1,	Anjanette Kirkland	USA	7.85	0.110
2,	Michelle Freeman	JAM	7.92	0.164
3,	Nicole Ramalalanirina	FRA	7.96	0.128
4,	Olga Shishigina	KAZ	7.96	0.136
5,	Svetlana Laukhova	RUS	7.99	0.125
6,	Linda Ferga	FRA	8.06	0.233
7,	Bisa Grant	USA	8.09	0.152
8,	Lacena Golding-Clarke	JAM	8.24	0.163

Kirkland provided a delightful surprise when she won the gold medal from lane 8. She had only been the fifth-quickest qualifier, but in the final she got an excellent start along with 1997 winner Freeman. The American drew clear of the Jamaican, while former Madagascan representative Ramalalanirina deprived defending champion Shishigina of the bronze medal.

First round (First 3 & 4 fastest to semi-finals) (Mar 9)

Heat 1: 1, Kirkland 8.04; 2, Krasovska 8.14; 3, Ferga 8.16; 4, Flóra Redóúmi GRE 8.29; 5, Trecia Roberts THA 8.34; 6, Rosa Rakotozafy MAD 8.36; 7, Francisca Guzmán CHI 8.85

Heat 2: 1, Ramalalanirina 7.93; 2, Laukhova 8.05; 3, Lensky 8.09; 4, Wilkins 8.19; 5, Neyra 8.22; 6, Sandra Turpin POR 8.38

Heat 3: 1, Freeman 8.03; 2, Sprenger 8.07; 3, Grant 8.07; 4, Faustin 8.26; 5, Yvonne Kanazawa JPN 8.33; 6, Sarah Claxton GBR 8.54; Maurren Maggi BRA DQ (r162.7)

Heat 4: 1, Shishigina 7.98; 2, Golding-Clarke 8.05; 3, Abrantes 8.13; 4, Gnezdilov 8.28; 5, Su Yiping CHN 8.34; 6, Maya Shemchishina UKR 8.34; 7, Maria Joelle Conjunjo CAF 8.47

Semi-finals (First 4 to final) (Mar 9)

Heat 1: 1, Ramalalanirina 7.95; 2, Laukhova 7.98; 3, Kirkland 8.00; 4, Golding-Clarke 8.04; 5, Irina Lensky ISR 8.07; 6, Yaumara Neyra CUB 8.09; 7, Isabel Abrantes POR 8.14; 8, Nadine Faustin HAI 8.24

Heat 2: 1, Shishigina 7.90; 2, Freeman 7.95; 3, Grant 8.03; 4, Ferga 8.08; 5, Juliane Sprenger GER 8.13; 6, Yelena Krasovska UKR 8.15; 7, Svetlana Gnezdilov ISR 8.28; 8, Melani Wilkins GBR 8.30

Birmingham 2003

Final (Mar 16)

1,	Gail Devers	USA	7.81	0.147
2,	Glory Alozie	ESP	7.90	0.149
3,	Melissa Morrison	USA	7.92	0.146
4,	Lacena Golding-Clarke	JAM	7.92	0.148
5,	Linda Ferga-Khodadin	FRA	7.95	0.173
6,	Brigitte Foster	JAM	7.96	0.134
7,	Susanna Kallur	SWE	7.97	0.162
8,	Patricia Girard	FRA	8.02	0.145

Having won the flat 60m in 1993 and 1997, 36 year-old Devers won her first 60m hurdles title in style with a championship record 7.80 semi followed by a 7.81 final. Alozie, a silver medallist for Nigeria in 1999, won the same medal again in the colours of Spain.

First round (First 3 & 4 fastest to semi-finals) (Mar 15)

O'Rourke was advanced to semi-finals after being initially disqualified in the first round, then re-instated after the draw for the semi-finals was made

Heat 1: 1, Girard 8.02; 2, Golding-Clarke 8.08; 3, Wöfling 8.19; 4, Neyra 8.22; 5, Edit Vári HUN 8.24; 6, Yuliya Shabanova RUS 8.36; 7, Andrea Blackett BAR 8.37
Heat 2: 1, Kallur 7.93; 2, Ferga-Khodadin 8.09; 3, Rakotozafy 8.14; 4, Faustin 8.15; 5, O'Rourke 8.20; 6, Sarah Claxton GBR 8.33; 7, Patricia Riesco PER 8.78

Heat 3: 1, Devers 7.92; 2, Foster 7.99; 3, Redoúmi 8.17; 4, Feng 8.24; 5, Maila Machado BRA 8.29; 6, Dainelky Pérez CUB 8.30; 7, Līga Kļaviņa LAT 8.47

Heat 4: 1, Morrison 8.13; 2, Alozie 8.13; 3, Likhuta 8.23; 4, King 8.23; 5, Tatyana Ladovska UKR 8.30; 6, Marina Tomic SLO 8.31; 7, Siew Wei Moh MAS 8.81

Semi-finals (First 4 to final) (Mar 15)

1, Kallur 7.98; 2, Girard 8.00; 3, Golding-Clarke 8.01; 4, Morrison 8.05; 5, Flóra Redoúmi GRE 8.12; 6, Derval O'Rourke IRL 8.22; 7, Elke Wöfling AUT 8.26; Yahumara Neyra CUB DNF

Heat 2: 1, Devers 7.80; 2, Alozie 7.83; 3, Ferga-Khodadin 7.97; 4, Foster 7.98; 5, Nadine Faustin HAI 8.15; 6, Rachel King GBR 8.21; 7, Rosa Rakotozafy MAD 8.27; 8, Feng Yun CHN 8.36; 9, Yevgeniya Likhuta BLR 8.43

Budapest 2004

Final (Mar 7)

1,	Perdita Felicien	CAN	7.75	0.138
2,	Gail Devers	USA	7.78	0.128
3,	Linda Ferga-Khodadin	FRA	7.82	0.172
4,	Joanna Hayes	USA	7.86	0.144
5,	Susanna Kallur	SWE	7.89	0.168
6,	Lacena Golding-Clarke	JAM	7.89	0.151
7,	Flóra Redoúmi	GRE	7.94	0.188
8,	Nicole Ramalalanirina	FRA	8.01	0.156

Having won the Budapest 60m flat on the Friday, Devers couldn't quite make it a double on the Sunday in the 60m hurdles. The first semi was won by Felicien – the World Outdoor Champion – in a Canadian record of 7.83. Devers took the other heat in 7.88. In the final Devers started best, but next to her Felicien stayed close and overhauled the American to win in a championship record of 7.75.

First round (First 3 & 4 fastest to semi-finals) (Mar 7)

Heat 1: 1, Golding-Clarke 7.90; 2, Ferga-Khodadin 7.91; 3, López 8.01; 4, Kallur 8.02; 5, Redoúmi 8.05; 6, Angela Whyte CAN 8.17

Heat 2: 1, Felicien 7.91; 2, Hayes 8.01; 3, Kresova 8.06; 4, Nadine Faustin HAI 8.14; 5, Evangelía Nesoúdi GRE 8.27; 6, Lucie Martincová CZE 8.29

Heat 3: 1, Devers 7.88; 2, Ramalalanirina 7.93; 3, Zamfir 7.96; 4, Sprenger 8.05; 5, Dainelky Pérez CUB 8.08; 6, Edit Vári HUN 8.24; 7, Yevgeniya Likhuta BLR 8.27

Heat 4: 1, Kallur 7.91; 2, Ennis-London 8.00; 3, Shevchenko 8.02; 4, Tejada 8.05; 5, Glory Alozie ESP 8.08; 6, Sarah Claxton GBR 8.15

Semi-finals (First 4 to final) (Mar 7)

Heat 1: 1, Felicien 7.83; 2, Hayes 7.83; 3, Golding-Clarke 7.86; 4, Ramalalanirina 7.98; 5, Jenny Kallur SWE 8.03; 6, Anay Tejada CUB 8.18; 7, Irina Shevchenko RUS 8.35; Aliuska López ESP DNF

Heat 2: 1, Devers 7.88; 2, Redoúmi 7.91; 3, Kallur 7.92; 4, Linda Ferga-Khodadin FRA 7.92; 5, Delloreen Ennis-London JAM 7.97; 6, Natalya Kresova RUS 8.01; 7, Carmen Zamfir ROU 8.02; 8, Juliane Sprenger GER 8.05

Moscow 2006

Final (Mar 11)

1,	Derval O'Rourke	IRL	7.84	0.141
2,	Glory Alozie	ESP	7.86	0.151
3,	Susanna Kallur	SWE	7.87	0.140

4,	Danielle Carruthers	USA	7.88	0.157
5,	Kirsten Bolm	GER	7.93	0.166
6,	Lacena Golding-Clarke	JAM	7.94	0.139
7,	Damu Cherry	USA	7.95	0.155
8,	Jenny Kallur	SWE	7.98	0.170

Never a finalist in a major championship, O'Rourke had improved from 8.02 to 7.90 during the winter, but was not considered a medal prospect until edging Alozie 7.87 to 7.88 in her semi-final. The other semi-final was won by Bolm in 7.91, and as in the men's event just 0.09 separated the fastest and slowest qualifiers. In the final O'Rourke was away well, while Bolm was left in her blocks, despite her fast reaction time. O'Rourke kept ahead of the fast-finishing Alozie, and won by 0.02 seconds, becoming the first Irishwoman to win a world title indoors.

First round (First 4 & 4 fastest to semi-finals) (Mar 11)

Heat 1: 1, Golding-Clarke 7.98; 2, Carruthers 8.04; 3, Feng 8.04; 4, Bolm 8.05; 5, Nicole Ramalalanirina FRA 8.14; 6, Alexáandra Kómnou GRE 8.14; 7, Olga Korsunova RUS 8.25

Heat 2: 1, Kallur 7.96; 2, Cherry 7.97; 3, Lamalle 8.02; 4, Trywiańska 8.04; 5, Claxton 8.07; 6, Maila Paula Machado BRA 8.08; 7, Solène Eboulabeka CGO 8.88

Heat 3: 1, Freeman 7.90; 2, O'Rourke 7.93; 3, Alozie 8.03; 4, Tejada 8.05; 5, Kallur 8.06; 6, Pavliy 8.07; 7, Faustin-Parker 8.08; 8, María Gabriela Carrillo ESA 9.14

Semi-finals (First 4 to final) (Mar 11)

Heat 1: 1, Bolm 7.91; 2, Golding-Clarke 7.94; 3, Kallur 7.95; 4, Carruthers 7.95; 5, Aurelia Trywiańska POL 7.97; 6, Adrianna Lamalle FRA 8.06; 7, Tatyana Pavliy RUS 8.06; 8, Sarah Claxton GBR 8.19

Heat 2: 1, O'Rourke 7.87; 2, Alozie 7.88; 3, Kallur 7.93; 4, Cherry 7.96; 5, Nadine Faustin-Parker HAI 8.07; 6, Feng Yun CHN 8.12; 7, Anay Tejada CUB 8.25; 8, Michelle Freeman JAM 36.17 (fell)

Valencia 2008

Final (Mar 8)

1,	Lolo Jones	USA	7.80	0.161
2,	Candice Davis	USA	7.93	0.145
3,	Anay Tejada	CUB	7.98	0.184
4,	Lacena Golding-Clarke	JAM	8.01	0.227
5,	Aleksandra Antonova	RUS	8.02	0.165
6,	Yevgeniya Snigur	UKR	8.12	0.237
7,	Yuliya Kondakova	RUS	10.19	0.239
8,	Josephine Onyia	ESP	43.72 (fell)	0.253

Kallur was the big favorite, having run a world record 7.68 ahead of Jones (7.77) in Germany a month earlier. She was duly fastest in the heats with 7.87, but sadly had to withdraw from her semi-final with a hamstring problem. Jones ran 7.82 in her semi, 0.14 quicker than Tejada in the other race. The final saw Jones take a slight lead over Davis at the first hurdle, and gradually extend it to a one-and-a-half metre victory. Tejada won the battle for bronze when Onyia, a Nigerian-born Spaniard, hit the final hurdle and fell.

First round (First 3 & 4 fastest to semi-finals) (Mar 8)

Heat 1: 1, Kallur 7.87; 2, Golding-Clarke 8.01; 3, Berings 8.05; 4, Angela Whyte CAN 8.16; 5, Reina-Flor Okori FRA 8.18; 6, Glory Alozie ESP 8.19; 7, Esen Kizildağ TUR 8.33

Heat 2: 1, Yanit 8.09; 2, Kondakova 8.13; 3, Billaud 8.20; 4, Yevgeniya Volodko BLR 8.27; 5, Toyin Augustus NGR 8.46; 6, Priscilla Lopes-Schliep CAN 8.66; 7, Fadwa Al-Boza SYR 9.06

Heat 3: 1, Tejada 7.93; =2, Cattaneo & Davis 8.02; 4, Bobková 8.08; 5, Davis 8.14; Flóra Redoúmi GRE

Heat 4: 1, Onyia 7.84; 2, Jones 7.96; 3, Antonova 8.05; 4, Claxton 8.12; 5, Snigur 8.16; 6, Denisa Ščerbová CZE 8.42; 7, Anne Möller DEN 8.54

Semi-finals (First 4 to final) (Mar 8)

Heat 1: 1, Jones 7.82; 2, Onyia 8.00; 3, Kondakova 8.01; 4, Snigur 8.06; 5, Micol Cattaneo ITA 8.10; 6, Nevin Yanit TUR 8.19; 7, Cindy Billaud FRA 8.19; 8, Miriam Bobková SVK 8.24

Heat 2: 1, Tejada 7.96; 2, Davis 7.99; 3, Golding-Clarke 8.00; 4, Antonova 8.07; 5, Sarah Claxton GBR 8.07; 6, Eline Berings BEL 8.10; 7, Kia Davis LBR 8.25; Susanna Kallur SWE DNS

Doha 2010

Final (Mar 13)

1,	LoLo Jones	USA	7.72	0.157
2,	Perdita Felicien	CAN	7.86	0.156

3,	Priscilla Lopes-Schliep	CAN	7.87	0.132
4,	Anay Tejeda	CUB	7.91	0.144
5,	Ginnie Crawford	USA	7.97	0.150
6,	Vonette Dixon	JAM	7.99	0.269
7,	Lacena Golding-Clarke	JAM	8.02	0.159
8,	Tatyana Dektyareva	RUS	8.05	0.173

Lopes-Schliep and defending champion Jones were the two fastest pre-Doha with 7.82 and 7.85, but it was the Canadian who impressed with the fastest times in the first two rounds with 7.94 and 7.95. Her closest rival appeared to be her veteran teammate Felicien, who won her semi-final in 7.94, with Jones barely qualifying in 8.04 having stumbled after the second barrier. A couple of hours later Jones was a different athlete, leading from her second step and running a magnificent race to set a US and championship record of 7.72, then embark on euphoric celebrations. That made her the third-fastest women in history and she became the first athlete to successfully defend in this event.

First round (First 3 & 4 fastest to semi-finals) (Mar 12)

Heat 1: 1, Crawford 8.07; 2, Škrobáková 8.09; 3, Dektyareva 8.12; 4, Urech 8.15; 5, Gemma Bennett GBR 8.20; 6, Shantia Moss DOM 8.34

Heat 2: 1, Berings 8.00; 2, Vukicevic 8.01; 3, Felicien 8.04; 4, Fedoriva 8.05; 5, Yevgeniya Snigur UKR 8.22; 6, Aisseta Diawara FRA 8.32

Heat 3: 1, Lopes-Schliep 7.94; 2, Golding-Clarke 8.02; 3, Hildebrand 8.10; 4, Elisabeth Davin BEL 8.23; 5, Seun Adigun NGR 8.58; 6, Agustina Bawele INA 8.99

Heat 4: 1, Jones 7.95; 2, Dixon 8.04; 3, Tejeda 8.11; 4, Decaux 8.14; 5, Talai 8.15; 6, Gertrude Lossou TOG 9.62

Semi-finals (First 4 to final) (Mar 13)

Heat 1: 1, Lopes-Schliep 7.91; 2, Dixon 7.94; 3, Dektyareva 7.99; 4, Crawford 7.99; 5, Christina Vukicevic NOR 8.02; 6, Nadine Hildebrand GER 8.17; 7, Alina Talai BLR 8.18; 8, Alice Decaux FRA 8.23

Heat 2: 1, Felicien 7.94; 2, Tejeda 7.95; 3, Golding-Clarke 8.01; 4, Jones 8.04; 5, Eline Berings BEL 8.05; 6, Aleksandra Fedoriva RUS 8.06; 7, Lisa Urech SUI 8.09; 8, Lucie Škrobáková CZE 8.13

Istanbul 2012

Final (Mar 10)

1,	Sally Pearson	AUS	7.73	0.136
2,	Tiffany Porter	GBR	7.94	0.237
3,	Alina Talai	BLR	7.97	0.237
4,	Sonata Tamošaitytė	LTU	8.03	0.183
5,	Eline Berings	BEL	8.08	0.145
6,	Nikkita Holder	CAN	8.09	0.208
7,	Beate Schrott	AUT	8.12	0.252
8,	Seun Adigun	NGR	8.33	0.155

Despite never having raced indoors, outdoor World Champion Pearson was the one to beat. She won her heat in 7.85, with no-one else that round quicker than 8.00. In the following race, 7.84 performer Castlin was a victim of the Istanbul acoustics, as she reacted to the gun in 0.427 and pulled up in her heat, wrongly thinking there had been a false start. In the final, Pearson blasted away from the field at the gun, and won going away in 7.73 to move into fourth on the all-time list.

First round (First 3 & 4 fastest to semi-finals) (Mar 9)

Heat 1: 1, Pearson 7.85; 2, Berings 8.08; 3, Holder 8.15; 4, O'Rourke 8.19; 5, Aleesha Barber TTO 8.35; 6, Cindy Roleder GER 8.35; 7, Rosa Rakotozafy MAD 8.74

Heat 2: 1, Talai 8.11; 2, Morošanu 8.37; 3, Galitskaya 8.40; 4, Natalya Ivoninskaya KAZ 8.49; Vonette Dixon JAM & Kristi Castlin USA DNF; (4,) Demetra Arachoviti CYP DQ (r40.8) (8.49)

Heat 3: 1, Porter 8.00; 2, Bakker 8.19; 3, Borsi 8.20; 4, Topilina 8.20; 5, Škrobáková 8.20; 6, Adigun 8.21; 7, Gorana Cvijetić BIH 8.89; 8, Ghofrane Mohamed SYR 9.15

Heat 4: 1, Caravelli 8.13; 2, Schrott 8.16; 3, Tamošaitytė 8.27; 4, Vanneisha Ivy USA 8.28; 5, Lee Yeon-Kyoung KOR 8.41; 6, Sun Yawei CHN 8.46; 7, Marina Tomić SLO 8.67; 8, Dipna Lim Prasad SIN 9.00

Semi-finals (First 4 to final) (Mar 10)

Heat 1: 1, Pearson 7.93; 2, Berings 8.03; 3, Holder 8.07; 4, Adigun 8.07; 5, Marzia Caravelli ITA 8.12; 6, Derval O'Rourke IRL 8.13; 7, Angela Morošanu ROU 8.24; 8, Yekaterina Galitskaya RUS 8.26

Heat 2: 1, Talai 7.99; 2, Porter 8.03; 3, Tamošaitytė 8.03; 4, Schrott 8.11; 5, Lucie Škrobáková CZE 8.18; 6, Sharona Bakker NED 8.18; 7, Veronica Borsi ITA 8.18; 8, Svetlana Topilina RUS 8.32

60 METRES HURDLES

Multiple Medallists:

3	Glory Alozie	NGR/ESP	99-2, 03-2, 06-2
2	Cornelia Oschkenat	GDR	87-1, 89-3
	Lyudmila Narozhilenko	URS	89-2, 91-1
	Aliuska López	CUB	91-3, 95-1
	Patricia Girard	FRA	93-3, 97-3=
	Olga Shishigina	KAZ	95-2, 99-1
	Michelle Freeman	JAM	97-1, 01-2
	Gail Devers	USA	03-1, 04-2
	Perdita Felicien	CAN	04-1, 10-2
	Lolo Jones	USA	08-1, 10-1

Most Finals:

6	Lacena Golding/Clarke	JAM	01-8, 03-4, 04-6, 06-6, 08-4, 10-7
---	-----------------------	-----	------------------------------------

Most Appearances:

7	López	CUB/ESP	87-7, 89-4h2, 91-3, 93-5, 95-1, 97-4h4, 04-dnf/s1
---	-------	---------	---

National Placings:

	1	2	3	4	5	6	7	8	Points
USA	4	3	1+1=	4	2	2	3	1	105.5
FRA	-	2	4+1=	1	3	1	-	2	65.5
JAM	1	2	-	2	-	4	3	1	51
CAN	1	1	2	-	-	2	-	-	33
CUB	1	-	2	1	1	-	1	1	32
URS	2	1	-	1	-	1	-	-	31
KAZ	1	1	-	1	-	-	-	-	20
GER	1	-	1	-	1	-	-	-	18
ESP	-	2	-	-	-	1	-	1	18
BUL	-	1	1	-	1	-	-	-	17
RUS	-	-	-	1	2	-	1	2	17
GBR	-	1	-	-	1	1	-	-	14
SUI	1	-	-	1	-	-	-	-	13
SLO	-	-	1	1	-	-	1	-	13
SWE	-	-	1	-	1	-	1	1	13
AUS	1	-	-	-	-	-	-	-	8
HUN	1	-	-	-	-	-	-	-	8
IRL	1	-	-	-	-	-	-	-	8
NGR	-	1	-	-	-	-	-	1	8
NED	-	-	-	-	1	1	-	-	7
ROU	-	-	-	-	1	1	-	-	7
BLR	-	-	1	-	-	-	-	-	6
LTU	-	-	-	1	-	-	-	-	5
BEL	-	-	-	-	1	-	-	-	4
UKR	-	-	-	-	-	1	-	-	3
AUT	-	-	-	-	-	-	1	-	2
GRE	-	-	-	-	-	-	1	-	2
Totals	15	15	14+2=	14	15	15	12	10	529

High Jump

Paris 1985

Straight Final (Jan 19: Non-championship)

1,	Stefka Kostadinova	BUL	1.97							
2,	Susanne Lorentzon	SWE	1.94							
=3,	Debbie Brill	CAN	1.90							
	Danuta Bulkowska	POL	1.90							
	Silvia Costa	CUB	1.90							
6,	Marina Doronina	URS	1.90							
7,	Chris Soetewey	BEL	1.85							
8,	Jolanta Komsa	POL	1.85							
=9,	Madely Beaugendre FRA & Olga Turchak URS	1.85	11, Katrena Johnson USA							
1.80;	12, Orlane dos Santos BRA	1.80;	13, Diana Davies GBR	1.80;	14, Ni Xiuling CHN	1.75;	15, Deanne Bopf AUS	1.75;	16, Marianne Vikne NOR	1.75

Nineteen year-old Kostadinova beat a strong field with a perfect record up to and including 1.97. She then failed three times at 2.04. Susanne Lorentzon set a Swedish record in second place.

Indianapolis 1987

Final (Mar 8)

1,	Stefka Kostadinova	BUL	2.05WR
2,	Susanne Beyer	GDR	2.02
3,	Emilia Dragieva	BUL	2.00

4,	Tamara Bykova	URS	1.94
5,	Diana Davies	GBR	1.91
6,	Heike Redetzky	FRG	1.91
7,	Katrena Johnson	USA	1.91
8,	Olga Turchak	URS	1.91

=9, Rita Graves USA & Katalin Sterk HUN 1.88; =11, Urszula Kielan POL & Megumi Sato JPN 1.85; 13, Elzbieta Trylińska POL 1.80

For the first time, three women cleared two metres in the same competition. Dragieva made 2.00 at her first attempt before missing out at 2.02. Beyer-Helm and Kostadinova made 2.02 on their first and second attempts respectively.

Beyer-Helm retired, leaving Kostadinova to try to add one centimetre to her world record of 2.04. This she did at the second attempt to duplicate her Paris victory. It was her 44th win from 45 contests.

Budapest 1989

Final (Mar 5)

1,	Stefka Kostadinova	BUL	2.02
2,	Tamara Bykova	URS	2.00
3,	Heike Redetzky	FRG	1.94
4,	Biljana Petrović	YUG	1.94
5,	Jan Wohlschlag	USA	1.91
6,	Gai Kapernick	AUS	1.91
7,	Madely Beaugendre	FRA	1.91
8,	Olga Turchak	URS	1.91

9, Yolanda Henry USA 1.91; 10, Alina Astafei ROU 1.91; 11, Hanne Haugland NOR 1.88; 12, Natalja Jonckheere BEL 1.88; =13, Maryse Ewanje-Épée FRA, Dimitrinka Borislavova BUL & Megumi Sato JPN 1.85; 16, Kristina Solti HUN 1.85; 17, Kim Hee-Sun KOR 1.85; 18, Christina Fink MEX 1.80; Sun Chun-yueh TPE NH

Two of history's most successful jumpers, Kostadinova and Bykova, were the only ones to succeed at 1.97. The Bulgarian had the edge, with no failures and she continued the sequence at 2.00 and 2.02 while Bykova went out at 2.02 after making 2.00 on her third try. Kostadinova, who had only competed once before that winter due to injury, had several centimetres to spare in her 2.02 clearance but failed at 2.05. She became the first athlete to win three consecutive world indoor titles.

Qualifying round (1.84 or top 12 to final) (Mar 4)

Qualifiers: Astafei, Beaugendre, Bykova, Ewanje-Épée, Fink, Haugland, Kim, Henry, Jonckheere, Kapernick, Kostadinova, Borislavova, Petrović, Redetzky, Sato, Solti, Sun, Turchak & Wohlschlag 1.84

Non-qualifier: Niki Bakoyiánni GRE 1.79

Seville 1991

Final (Mar 9)

1,	Heike Henkel	GER	2.00
2,	Tamara Bykova	URS	1.97
3,	Heike Balck	GER	1.94
4,	Yolanda Henry	USA	1.91
5,	Debbie Marti	GBR	1.91
=6,	Donata Jancewicz	POL	1.88
	Yelena Rodina	URS	1.88
=8,	Svetlana Leseva	BUL	1.88
	Orlane dos Santos	BRA	1.88

10, Beata Holub POL 1.88; 11, Angie Bradburn USA 1.88; 12, Hanne Haugland NOR 1.88; 13, Sárka Nováková TCH 1.85; 14, María del Mar Martínez ESP 1.85; 15, Katja Kilpi FIN 1.80

Henkel, sixth in 1987 and third in 1989, progressed to World Indoor Champion with a first-time clearance at 2.00.

Qualifying round (1.87 or top 12 to final) (Mar 8)

Qualifiers: Bykova, Bradburn, Jancewicz, Henkel, Rodina, Henry, Santos, Martínez, Nováková, Holub, Haugland, Leseva, Balck, Kilpi, & Marti 1.87

Non-qualifiers: Antonella Bevilacqua ITA, Gai Kapernick AUS, Judit Kovács HUN, Biljana Petrović YUG & Megumi Satoh JPN 1.84; Thordis Gisladóttir ISL, Barbara

Mencik FRA, Tania Murray NZL & Alena Varcholová TCH 1.80; Niki Bakoyiánni GRE & Margarida Moreno AND 1.75

Toronto 1993

Final (Mar 13)

1,	Stefka Kostadinova	BUL	2.02
2,	Heike Henkel	GER	2.02
3,	Inga Babakova	UKR	2.00
4,	Alina Astafei	ROU	1.97
5,	Alison Inverarity	AUS	1.97
6,	Ioamnet Quintero	CUB	1.97
=7,	Angie Bradburn	USA	1.94
	Silvia Costa	CUB	1.94

9, Jo Jennings GBR 1.94; 10, Tatyana Shevchik BLR 1.91; 11, Nelé Žilinskienė LTU 1.88; =12, Marion Goldkamp GER & Yevgeniya Zhdanova RUS 1.85; 14, Inna Gliznutsa MDA 1.85

The only two women to have won this title provided a memorable clash in which Kostadinova became the first woman to beat Henkel at a championship since the 1989 world indoors, and the first athlete to accumulate four world indoor wins. Both women cleared 2.02 on their third try but the title went to Bulgaria because Henkel had failed once at 2.00.

Qualifying round (1.92 or top 12 to final) (Mar 12)

Qualifiers: Quintero 1.92; Astafei, Babakova, Bradburn, Costa, Henkel, Kostadinova, Shevchik, Zhdanova, Žilinskienė, Goldkamp, Inverarity, Jennings 1.90 & Gliznutsa 1.90

Non-qualifiers: Britta Bilač SLO 1.88; Olga Bolshova MDA 1.88; Valentīna Gotovska LAT 1.86; Antonella Bevilacqua ITA & Judit Kovács HUN 1.86; Niki Bakoyiánni GRE 1.86; Sieglinde Cadusch SUI 1.83; Yolanda Henry USA 1.79; Debbie Marti GBR 1.79; Thórdís Gisladóttir ISL 1.79

Barcelona 1995

Final (Mar 11)

1,	Alina Astafei	GER	2.01
2,	Britta Bilač	SLO	1.99
3,	Heike Henkel	GER	1.99
4,	Tatyana Motkova	RUS	1.96
5,	Yelena Gulyayeva	RUS	1.96
6,	Tatyana Shevchik	BLR	1.96
7,	Tisha Waller	USA	1.93
8,	Sigrid Kirchmann	AUT	1.93

=9, Hanne Haugland NOR & Natalja Jonckheere BEL 1.93; 11, Monica Iagăr ROU 1.90; 12, Svetlana Leseva BUL 1.85; 13, Kajsa Bergqvist SWE 1.85; Yolanda Henry USA NH

Since her fourth place in Toronto, Astafei had moved to Mainz and acquired German citizenship. She made a perfect start to her international career for her new country. She had no failures until 2.05, by which time she had outjumped everyone else.

Qualifying round (1.92 or top 12 to final) (Mar 10)

Group A qualifiers: Henry & Bergqvist 1.90

Non-qualifiers: Sieglinde Cadusch SUI, Svetlana Zalevskaya KAZ, Sárka Makovková CZE, Monika Gollner AUT, Emelie Färdigh SWE & Tania Dixon NZL 1.85; Carlota Castrejana ESP, Niki Gávera GRE, Svetlana Mukova UZB, Niki Bakoyiánni GRE, Valentīna Gotovska LAT & Laura Sharpe IRL 1.80; Viktoriya Styopina UKR NH

Group B qualifiers: Motkova, Gulyayeva, Bilač, Henkel, Astafei, Shevchik, Iagăr, Waller & Haugland 1.92; Jonckheere, Leseva, Kirchmann 1.90

Non-qualifiers: Olga Bolshova MDA & Venelina Veneva BUL 1.85; Ioamnet Quintero CUB 1.80

Paris 1997

Final (Mar 8)

1,	Stefka Kostadinova	BUL	2.02
2,	Inga Babakova	UKR	2.00
3,	Hanne Haugland	NOR	2.00

4,	Alina Astafei	GER	1.95
5,	Ioamnet Quintero	CUB	1.95
6,	Nelė Žilinskienė	LTU	1.95
7,	Viktoriya Fyodorova	RUS	1.95
8,	Kajsa Bergqvist	SWE	1.95

=9, Yuliya Lyakhova RUS 1.90; Monica Iagăr ROU 1.90; Olga Bolshova MDA 1.90; 12, Britta Bilač SLO 1.90; 13, Debbie Marti GBR 1.85

Former champion Kostadinova was obviously back to her best. Three women cleared 2.00 first time, the Bulgarian by a comfortable margin. It was no surprise that she was the only one to succeed at 2.02. She gestured at once for the bar to be raised to a world record of 2.08. The crowd, which had stayed behind after all the other day's events were over, were treated to three progressively closer failures.

Kostadinova therefore made it five world indoor wins out of five, a unique achievement at the time and matched only by Cuban long jumper Iván Pedroso in 2001.

Qualifying round (1.95 or top 12 to final) (Mar 7)

Group A qualifiers: Babakova 1.95; Astafei, Lyakhova, Bolshova & Bergqvist 1.93; Iagăr 1.90

Non-qualifiers: Zuzana Kováčiková CZE 1.90; Zhang Liwen CHN, Sieglinde Cadusch SUI & Svetlana Zalevska KAZ 1.85; Michelle Dunkley GBR, Karol Jenkins USA & Solange Witteveen ARG 1.80

Group B qualifiers: Quintero, Kostadinova, Bilač, Fyodorova, Žilinskienė & Haugland 1.93; Debbie Marti GBR 1.90

Non-qualifiers: Angie Bradburn USA & Pia Zinck DEN 1.90; Mária Melová SVK 1.85; Irina Mikhailchenko UKR & Dóra Györfy HUN 1.80

Maebashi 1999

Straight Final (Mar 5)

1,	Khristina Kalcheva	BUL	1.99
2,	Zuzana Hlavoňová	CZE	1.96
3,	Tisha Waller	USA	1.96
4,	Monica Dinescu	ROU	1.93
5,	Maria Melová	SVK	1.93
6,	Yuliya Lyakhova	RUS	1.90
7,	Viktoriya Seryogina	RUS	1.90
8,	Miki Imai	JPN	1.85

At 1.93, it was a surprise to see the two women with the highest jumps of the year – Dinescu and Lyakhova – fail with their first tries. Dinescu made it on her second try but the Russian went out. Waller and Hlavoňová went into the lead with their first-time successes.

At 1.96, Kalcheva went over first time as did Hlavoňová. The Czech therefore moved in front as Kalcheva had more earlier failures. Of the others only Waller made 1.96 on her third try, though Dinescu was agonisingly close.

The three guaranteed medallists progressed to 1.99. All failed first time, though Waller was close. Kalcheva – who had already twice improved her indoor best of 1.92 – then barely touched the bar with a successful clearance. The others failed, leaving Kalcheva to score Bulgaria's sixth victory in the event; the other five belonging to the great Stefka Kostadinova, now retired.

Lisbon 2001

Straight Final (Mar 9)

1,	Kajsa Bergqvist	SWE	2.00
2,	Inga Babakova	UKR	2.00
3,	Venelina Veneva	BUL	1.96
4,	Amy Acuff	USA	1.96
=5,	Dóra Györfy	HUN	1.93
	Vita Palamar	UKR	1.93
7,	Ruth Beitía	ESP	1.93
8,	Monica Iagăr	ROU	1.93

9, Svetlana Zalevska KAZ 1.90; 10, Marta Mendía ESP 1.90; 11, Yelena Gulayeva RUS 1.90; 12, Yuliya Lyakhova RUS 1.85; 13, Elena Herzenberg GER 1.80

Four of the 13 finalists cleared 1.96. Two – Bergqvist and Babakova – went on to succeed with their first attempts at 1.98. The 35 year-old Ukrainian was in pole position as she had no failures to this point, whereas the Swede had missed once at 1.93. Fortunes were reversed at 2.00, which Bergqvist cleared first time while Babakova needed three tries. Bergqvist therefore became the first woman athlete from her country to win a world indoor title.

Birmingham 2003

Final (Mar 16)

1,	Kajsa Bergqvist	SWE	2.01
2,	Yelena Yelesina	RUS	1.99
3,	Anna Chicherova	RUS	1.99
4,	Blanka Vlašić	CRO	1.96
=5,	Ruth Beitía	ESP	1.96
	Irina Mikhailchenko	UKR	1.96
7,	Tisha Waller	USA	1.96
8,	Inga Babakova	UKR	1.92
9,	Oana Pantelimon	ROU	1.92
10,	Amy Acuff	USA	1.92

The standard was fierce with a record 10 women clearing 1.95 in the qualifying round. The defending champion and favourite Bergqvist was only the 10th of these. She had two failures and left the bar wobbling on the third, but in the next day's final it was a different story.

Seven women were still in as the bar went up to 1.99, with only Bergqvist and Vlašić without failure. Bergqvist was over first time again and the Russians Yelesina and Chicherova made it on their second go. Vlašić failed twice and then tried unsuccessfully for 2.01, so she was consigned to fourth place. Jumping before the Russians, Bergqvist maintained her perfect record. Her two opponents failed so the Swede won without missing once.

Qualifying round (1.95 or top 8 to final)

Group A qualifiers: Babakova, Pantelimon & Acuff 1.95

Non-qualifiers: Susan Jones GBR 1.93; Tatyana Yefimenko KGZ, Anna Ksok POL & Elena Herzenberg GER 1.90; Marina Korzhova KAZ 1.87; Yoko Hunnicut JPN NH

Group B qualifiers: Mikhailchenko, Waller, Yelesina, Beitía, Vlašić, Chicherova, Bergqvist 1.95

Non-qualifiers: Iva Strakova CZE & Dóra Györfy HUN 1.90

Budapest 2004

Final (Mar 7)

1,	Yelena Slesarenko	RUS	2.04
2,	Anna Chicherova	RUS	2.00
3,	Blanka Vlašić	CRO	1.97
4,	Vita Palamar	UKR	1.97
5,	Daniela Rath	GER	1.97
6,	Marta Mendía	ESP	1.94
7,	Venelina Veneva	BUL	1.94
8,	Viktoriya Styopina	UKR	1.91

Five women went over 1.97 in the final with Vlašić and Slesarenko the only ones with no failures. At 2.00 only the Russians were successful, each with their second attempts. The first of the two to go at 2.02, Chicherova, failed then her compatriot went over straight away to set a personal best. Chicherova failed again then went for 2.04. She missed but even a clearance by her would not have been enough to win because Slesarenko again succeeded, without touching to set a new Russian record. "I'm a very emotional jumper," said the winner.

Qualifying round (1.96 or top 8 to final) (Mar 6)

Qualifiers: Chicherova, Palamar, Slesarenko, Styopina, Veneva, Vlašić, Mendía & Rath 1.96

Non-qualifiers: Ruth Beitía ESP & Monica Iagăr ROU 1.93; Antonella Bevilacqua ITA 1.90; Petrina Price AUS, Romary Rifka MEX, Oana Pantelimon ROU, Zuzana Hlavoňová CZE & Melanie Skotnik GER 1.86; Tia Hellebaut BEL DNS

Moscow 2006**Final (Mar 12)**

1,	Yelena Slesarenko	RUS	2.02
2,	Blanka Vlašić	CRO	2.00
3,	Ruth Beitia	ESP	1.98
4,	Yekaterina Savchenko	RUS	1.98
5,	Antonietta Di Martino	ITA	1.96
6,	Tia Hellebaut	BEL	1.96
7,	Vita Styopina	UKR	1.96
8,	Chaunté Howard	USA	1.94

The importance of clearing qualifying heights first time was emphasized when Mendia and Straková achieved 1.93 the second and third time respectively, but failed to make the eight-athlete final. Olympic Champion Slesarenko also cleared 1.93 on her second attempt, but then made 1.96 to guarantee qualification.

The final saw the bar reach 2.00 before any medals were decided. Slesarenko, Vlašić and Beitia had no misses at that point, while Savchenko had cleared 1.98 at her third attempt. Only Vlašić (on her second attempt) and Slesarenko (on her third) made 2.00, and the elegant Russian retained her world title after her first-time clearance at 2.02. It was a pity that the new world indoor record holder (at 2.08) Kajsa Bergqvist was absent.

Qualifying round (1.96 or top 8 to final) (Mar 11)

Qualifiers: Vlašić, Hellebaut, Beitia, Slesarenko, Styopina, Savchenko 1.96; Di Martino & Howard 1.93

Non-Qualifiers: Marta Mendia ESP & Iva Straková CZE 1.93; Dóra Györfy HUN, Barbora Laláková CZE, Amy Acuff USA & Emma Green SWE 1.90; Iryna Kovalenko UKR & Tatyana Yefimenko KGZ 1.86; Catherine Ibargüen COL 1.81

Valencia 2008**Final (Mar 9)**

1,	Blanka Vlašić	CRO	2.03
2,	Yelena Slesarenko	RUS	2.01
3,	Vita Palamar	UKR	2.01
4,	Ruth Beitia	ESP	1.99
5,	Marina Aitova	KAZ	1.95
6,	Amy Acuff	USA	1.95
7,	Yekaterina Savchenko	RUS	1.93
=8,	Iva Straková	CZE	1.93
	Ariane Friedrich	GER	1.93

World outdoor champion Vlašić was the favourite, having jumped 2.05 a week earlier. She was faultless until a miss at 2.03. By that time the medals had been determined. Slesarenko – the reigning champion – was in second place, having had one miss at 1.93 and 1.95. Palamar had equalled her lifetime best set five years earlier, clearing 2.01 at her final attempt, wresting the bronze from Beitia, who until 2.01 had been tied with Vlašić. The Croatian cleared 2.03 at her second attempt before unsuccessfully attempting 2.09. Vlašić's win gave her the perfect progression from fourth in 2003, third in 2004 and second in 2006. Hers was the first ever world indoor gold by a Croatian.

Qualifying round (1.96 or top 8 to final) (Mar 8)

Qualifiers: Beitia, Aitova, Vlašić, Slesarenko, Friedrich & Palamar 1.96; Straková, Acuff & Savchenko 1.93

Non-qualifiers: Antonietta Di Martino ITA 1.93; Zheng Xingjuan CHN & Romary Riřka MEX 1.90; Yekaterina Yevseyeva KAZ, Emma Green SWE & Nicole Forrester CAN 1.86; Barbora Laláková CZE & Tatyana Yefimenko KGZ 1.81; Tia Hellebaut BEL DNS

Doha 2010**Final (Mar 13)**

1,	Blanka Vlašić	CRO	2.00
2,	Ruth Beitia	ESP	1.98

3,	Chaunté Lowe	USA	1.98
4,	Svetlana Shkolina	RUS	1.96
=5,	Zheng Xingjuan	CHN	1.94
	Emma Green	SWE	1.94
=7,	Marina Aitova	KAZ	1.91
	Nadiya Dusanova	UZB	1.91
9,	Iva Straková	CZE	1.91

Vlašić had jumped 2.06 before the championships and was hot favourite to win. The tall (1.93) Croatian duly lived up to her billing, being the only jumper to clear 2.00. She won from Beitia, who had only one miss before 2.00, and Lowe, who only made the final when officials decided to take nine at 1.92 rather than continue the qualifying round to 1.95 just to eliminate one more woman. Vlašić, like Meseret Defar and Lolo Jones, repeated her gold medal performance from 2008.

Qualifying round (1.95 or top 8 to final) (Mar 12)

Qualifiers: Vlašić, Beitia, Aitova, Straková, Shkolina, Green, Zheng, Dusanova & Lowe 1.92

Non-qualifiers: Anna Iljuštšenko EST, Stine Kufaa NOR & Irina Gordeyeva RUS 1.89; Petrina Price AUS, Meike Kröger GER, Olena Demydova UKR, Airiné Pařytė LTU, Vikki Hubbard GBR, Deirdre Ryan IRL & Venelina Veneva BUL 1.85; Anna Ustinova KAZ 1.81

Istanbul 2012**Final (Mar 10)**

1,	Chaunté Lowe	USA	1.98
=2,	Antonietta Di Martino	ITA	1.95
	Anna Chicherova	RUS	1.95
	Ebba Jungmark	SWE	1.95
5,	Tia Hellebaut	BEL	1.95
6,	Ruth Beitia	ESP	1.95
7,	Esthera Petre	ROU	1.92
8,	Svetlana Radzivil	UZB	1.92

At 1.98 everything changed, as fifth-placed Lowe cleared that height first time, while none of the other four in at that stage were successful. Outdoor World Champion Chicherova shared the silver medal with Jungmark and Di Martino, with comebacking Olympic Champion Hellebaut losing out on countback.

Qualifying round (1.95 or top 8 to final) (Mar 9)

Qualifiers: Chicherova, Jungmark, Di Martino, Lowe, Radzivil & Hellebaut 1.95; Beitia & Petre 1.92

Non-qualifiers: Airiné Pařytė LTU, Irina Gordeyeva RUS & Emma Green Tregaro SWE 1.92; Anna Iljuštšenko EST, Zheng Xingjuan CHN, Ana Šimić CRO, Levern Spencer LCA & Tonje Angelsen NOR 1.88; Oksana Okuneva UKR & Marina Aitova KAZ 1.83; Venelina Veneva-Mateeva BUL & Inika McPherson USA NH

HIGH JUMP**Multiple Medallists:**

5	Stefka Kostadinova	BUL	85-1, 87-1, 89-1, 93-1, 97-1
4	Heike Redetzky/Henkel	FRG/GER	89-3, 91-1, 93-2, 95-3
	Blanka Vlašić	CRO	04-3, 06-2, 08-1, 10-1
3	Inga Babakova	UKR	93-3, 97-2, 01-2
	Anna Chicherova	RUS	03-3, 04-2, 12-2=
	Yelena Slesarenko	RUS	04-1, 06-1, 08-2
2	Tamara Bykova	URS	89-2, 91-2
	Kajsa Bergqvist	SWE	01-1, 03-1
	Ruth Beitia	ESP	06-3, 10-2
	Chaunté Lowe	USA	10-3, 12-1

Most Finals:

6	Beitia	01-7, 03-5=, 06-3, 08-4, 10-2, 12-6
---	--------	-------------------------------------

Most Appearances:

7	Beitia	01-7, 03-5=, 04-9Q, 06-3, 08-4, 10-2, 12-6
---	--------	--

Women's High Jump, continued

National Placings:									
	1	2	3	4	5	6	7	8	Points
RUS	2	3+1=	1	3	1	1	3	-	77
BUL	6	-	2	-	-	-	1	1=	62.5
GER	2	2	3	1	1	1	-	1=	60.5
USA	1	-	2	2	1	1	3+1=	1	45.5
UKR	-	2	2	1	2=	-	1	2	42
CRO	2	1	1	1	-	-	-	-	34
SWE	2	1+1=	-	-	1=	-	-	1	33.5
ESP	-	1	1	1	1=	2	1	-	29.5
URS	-	2	-	1	-	1+1=	-	2	26.5
CUB	-	-	1=	-	1	1	1=	-	13.5
ROU	-	-	-	2	-	-	1	1	13
ITA	-	1=	-	-	1	-	-	-	10
BEL	-	-	-	-	1	1	1	-	9
POL	-	-	1=	-	-	1=	-	1	8.5
GBR	-	-	-	-	2	-	-	-	8
CZE	-	1	-	-	-	-	-	1=	7.5
SLO	-	1	-	-	-	-	-	-	7
AUS	-	-	-	-	1	1	-	-	7
NOR	-	-	1	-	-	-	-	-	6
KAZ	-	-	-	-	1	-	1=	-	5.5
CAN	-	-	1=	-	-	-	-	-	5
YUG	-	-	-	1	-	-	-	-	5
SVK	-	-	-	-	1	-	-	-	4
CHN	-	-	-	-	1=	-	-	-	3.5
HUN	-	-	-	-	1=	-	-	-	3.5
BLR	-	-	-	-	-	1	-	-	3
LTU	-	-	-	-	-	1	-	-	3
UZB	-	-	-	-	-	-	1=	1	2.5
FRA	-	-	-	-	-	-	1	-	2
AUT	-	-	-	-	-	-	-	1	1
JPN	-	-	-	-	-	-	-	1	1
BRA	-	-	-	-	-	-	-	1=	0.5
Totals	15	14+3=	13+3=	13	11+6=	11+2=	12+4=	11+4=	540

Maebashi 1999

Straight Final (Mar 5)

1,	Nastja Ryshich	GER	4.50													
2,	Vala Flosadóttir	ISL	4.45													
=3,	Nicole Humbert	GER	4.35													
	Zsuzsa Szabó	HUN	4.35													
5,	Melissa Mueller	USA	4.35													
6,	Emma George	AUS	4.35													
7,	Pavla Hamáčková	CZE	4.35													
8,	Stacy Dragila	USA	4.35													
=9,	Tatiana Grigorieva	AUS & Thórey Elisdóttir	ISL 4.20; 11, Monika Pyrek	POL 4.20; =12, Janine Whitlock	GBR, Marie Poissonnier	FRA & Masumi Ono	JPN 4.20; 15, Amandine Homo	FRA 4.20; 16, Cai Weiyan	CHN 4.05; =17, Yeoryia Tsilingiri	GRE & Monique de Wilt	NED 4.05; 19, Maria Mar Sánchez	ESP 4.05; 20, Tanya Koleva	BUL 4.05; 21, Yelena Belyakova	RUS 4.05; 22, Sun Caiyun	CHN 3.85; Gabriela Mihalcea	ROU DNS

A telling statistic of this mammoth contest was that it took precisely one hour for the first of the 23 contestants to be eliminated. Twenty-one were still in at 4.20, and of the 15 who attempted 4.35, eight were successful. Szabó and the German pair of Ryshich and Humbert, also made it on their first attempts. The world outdoor record holder George and defending champion Dragila all needed three.

At 4.45, Flosadóttir was the only one to clear first time. In the second round, George withdrew with an injury to her right hamstring while Ryshich went clear. Everyone else went out at 4.45 then Ryshich and Flosadóttir each had two losses at 4.50. On her third attempt Ryshich (aka Ryjikh, later Reiberger) brushed the bar as she went over, but her speed and flexibility kept her from dislodging it on her descent.

Pole Vault

Paris 1997

Final (Mar 9)

1,	Stacy Dragila	USA	4.40=WR			
2,	Emma George	AUS	4.35			
3,	Cai Weiyan	CHN	4.35			
4,	Sun Caiyun	CHN	4.20			
5,	Daniela Bártová	CZE	4.20			
6,	Svetlana Abramova	RUS	4.10			
7,	Eszter Szemerédi	HUN	4.10			
8,	Vala Flosadóttir	ISL	4.00			
9,	Anzhela Balakhonova	UKR	4.00; 10, Amandine Homo	FRA 3.90; 11, Zsuzsa Szabó	HUN 3.70; María Carla Bresciani	ITA NH

World record holder George was the big favourite for the first ever world women's pole vault gold, and cleared 4.00 in qualifying with about 60cm to spare. In the final, she had an excellent first-time clearance at 4.35. Cai also made it on her third attempt, while Dragila needed three tries.

At 4.40, George's world record height, both Cai and George failed but Dragila, who had already set two national records, went into the lead with a superb first-time success. Cai went out at the height. George failed again and so took her last try, unsuccessfully, at 4.45.

It was later clarified that Dragila would not be eligible for a world record bonus as she had only matched and not bettered the existing mark.

Qualifying round (4.10 or top 12 to final) (Mar 8)

Group A qualifiers: Bártová, Sun & Abramova 4.10; Szemerédi, Homo & Flosadóttir 4.00

Non-qualifiers: Gabriela Mihalcea ROU & Sabine Schulte GER 3.90; Doris Auer AUT, Janine Whitlock GBR, Melissa Price USA & Anita Tomulevski NOR 3.70; Trista Bernier CAN 3.50; Alejandra García ARG NH

Group B qualifiers: George 4.10; Cai, Dragila, Balakhonova & Bresciani 4.00; Szabó 3.90

Non-qualifiers: Yelena Belyakova RUS, Sophie Zubiolo BEL & Rhian Clarke GBR 3.90; Sárka Mládková CZE 3.70; Dana Cervantes ESP 3.70; Nicole Humbert GER 3.70; Cassandra Kelly NZL 3.70; Linda Meziani FRA 3.70

Lisbon 2001

Straight Final (Mar 9)

1,	Pavla Hamáčková	CZE	4.56
=2,	Svetlana Feofanova	RUS	4.51
	Kellie Suttle	USA	4.51
4,	Stacy Dragila	USA	4.51
5,	Tania Koleva	BUL	4.35
6,	Yvonne Buschbaum	GER	4.25
7,	Yelena Isinbaeva	RUS	4.25
	Anzhela Balakhonova	UKR	NH

The standard was high with 4.51 proving insufficient for a medal. Surprisingly, it was world record holder Dragila who missed out. She had cleared 4.70 in training but when it mattered she failed three times at 4.56. Suttle also went out at that height, but on countback placed ahead of her better-known compatriot.

Despite having her left shoulder elaborately taped, European Indoor Champion Hamáčková broke the Czech record first with 4.51, then with a first-time success at a championship record of 4.56. Passing that height was Feofanova, and she then joined the Czech in attempting 4.61. Much to her disappointment, the Russian's gamble did not pay off. Neither woman could clear 4.61, so Hamáčková took the gold with Feofanova and Suttle sharing the silver.

Birmingham 2003

Final (Mar 16)

1,	Svetlana Feofanova	RUS	4.80WR
2,	Yelena Isinbaeva	RUS	4.60
3,	Monika Pyrek	POL	4.45
4,	Kellie Suttle	USA	4.45
5,	Annika Becker	GER	4.45
=6,	Tania Koleva	BUL	4.35
	Anna Rogowska	POL	4.35
	Vanessa Boslak	FRA	NH

Dragila raised the world record to 4.78 12 days before the championships and had been near to 4.88 (16 feet) in training, so it was a shock that she could not even clear her opening height of 4.30 in the qualifying round. In fact she barely seemed to attempt a clearance. There was from the American other than "it's been a bad day at work".

The Russians Feofanova and Isinbaeva dominated the final. Prior to Dragila's 4.78, Feofanova had set world records 4.76 and 4.77 earlier in 2003, both times in Britain. Each woman cleared 4.60, then Isinbaeva faltered at 4.65 whereas Feofanova made it first time. After seeing her compatriot then clear 4.70 easily, Isinbaeva passed her remaining two tries for 4.75. However, Feofanova cleared that height too at the first try and a dispirited Isinbaeva went out.

At the world record height of 4.80, Feofanova failed for the first time. On her second try, she knocked the bar with her thighs on the way up but then happened to steady the crossbar with her chest on her descent. The bar stayed up and she collected a bonus prize of \$50,000.

Qualifying round (4.35 or top 8 to final) (Mar 15)

Group A qualifiers: Boslak & Koleva 4.35

Non-qualifiers: Kirsten Belin SWE & Krisztina Molnár HUN 4.25; Naroa Agirre ESP & Natalya Kushch UKR 4.10; Monique De Wilt NED, Gao Shuying CHN & Marie Poissonnier FRA NH

Group B qualifiers: Feofanova, Isinbaeva, Pyrek, Becker, Rogowska & Suttle 4.35

Non-qualifiers: Thórey Elisdóttir ISL 4.30; Stacy Dragila USA NH

Budapest 2004

Final (Mar 6)

1,	Yelena Isinbaeva	RUS	4.86WR
2,	Stacy Dragila	USA	4.81
3,	Svetlana Feofanova	RUS	4.70
4,	Jillian Schwartz	USA	4.60
=5,	Vanessa Boslak	FRA	4.50
	Monika Pyrek	POL	4.50
7,	Anna Rogowska	POL	4.40
8,	Nastja Ryshich	GER	4.40

This was the greatest women's pole vault contest yet, with the best three women in the world – Feofanova, Dragila and Isinbaeva – contesting the medals. All three cleared 4.70 the first time, leaving Schwartz in fourth place despite her excellent personal best of 4.60. The bar went up to 4.76 and Feofanova failed once but the other two made it on their first attempts.

At 4.81 Feofanova went out, Isinbaeva made it on her second try and Dragila on her third. This meant that two women would be attempting the absolute world record height of 4.86. The American went first and missed, but Isinbaeva then produced a beautiful vault with plenty to spare. She had earned a \$50,000 award, but the competition was not quite over as Dragila passed to 4.91 for her remaining attempts. She failed, as did Isinbaeva at both that height once and 5.00. "I think that five metres can be reached shortly and I hope I will set that record," said the charismatic Russian.

Qualifying round (4.45 or top 8 to final) (Mar 5)

Qualifiers: Feofanova 4.45; Boslak, Isinbaeva, Pyrek, Rogowska & Schwartz 4.40; Dragila 4.35; Ryshich 4.30

Non-qualifiers: Carolin Hingst GER, Yeoryía Tsiliggiri GRE, Dana Cervantés ESP & Hanna-Mia Persson SWE 4.30; Gao Shuying CHN, Naroa Agirre ESP, Thórey Elisdóttir ISL & Melina Hamilton NZL 4.20; Katerina Badurová CZE 4.10, Stephanie McCann CAN NH

Moscow 2006

Final (Mar 11)

1,	Yelena Isinbaeva	RUS	4.80
2,	Anna Rogowska	POL	4.75
3,	Svetlana Feofanova	RUS	4.70
4,	Monika Pyrek	POL	4.65
5,	Vanessa Boslak	FRA	4.65
6,	Naroa Agirre	ESP	4.50
7,	Kellie Suttle	USA	4.40
8,	Silke Spiegelburg	GER	4.30

The 2004 and 2005 IAAF Athlete of the Year, Isinbaeva, continued her winning ways with first-time clearances at 4.60, 4.75 and 4.80. The last of those would have been good enough to clear 4.95. She failed attempting a world indoor record of 4.93, though she had the height on her second jump but came down on the bar. "I am giving this win to my parents who are celebrating their 25th wedding anniversary and also to all the people of Volgograd," said Isinbaeva.

Rogowska beat 2003 champion Feofanova 4.75 to 4.70, with her 4.75 effort worth 4.85, while Boslak set a French record with 4.65, for fifth place behind Pyrek.

Qualifying round (4.55 or top 8 to final) (Mar 10)

Qualifiers: Feofanova, Isinbaeva, Pyrek, Agirre, Rogowska, Boslak 4.50; Spiegelburg & Suttle 4.45

Non-qualifiers: Martina Strutz GER 4.45; Jillian Schwartz USA, Dana Ellis CAN, Krisztina Molnár HUN, Hanna-Mia Persson SWE, Natalya Kushch UKR & Fabiana Murer BRA 4.35; Pavla Hamáčková CZE, Kirsten Belin SWE & Zhao Yingying CHN 4.25; Yang Jing CHN NH

Valencia 2008

Final (Mar 8)

1,	Yelena Isinbaeva	RUS	4.75
2,	Jenn Stuczynski	USA	4.75
=3,	Fabiana Murer	BRA	4.70
	Monika Pyrek	POL	4.70
5,	Svetlana Feofanova	RUS	4.60
6,	Anna Rogowska	POL	4.55
7,	Pavla Rybová	CZE	4.50
8,	Anna Battke	GER	4.45
9,	Naroa Agirre	ESP	4.40

Having won six global titles since 2004, it was no surprise to see Isinbaeva extend her run to seven. However, the win was by no means as simple as usual. As the bar moved to 4.75 the Russian was in fourth place after her sole attempt in the competition – a 4.65 clearance. Stuczynski, Murer and Pyrek were all tied with no failures through 4.70. Isinbaeva cleared 4.75 first time, and was joined by the American, who cleared on her second jump. Neither athlete could get over 4.85. For the first time in the 21st century Feofanova failed to win a medal in the championships, and Isinbaeva joined her as the only four-time medal winner in the event.

Qualifying round (4.55 or top 8 to final) (Mar 7)

Qualifiers: Isinbaeva 4.55; Pyrek, Battke, Stuczynski, Murer & Rogowska 4.50; Feofanova, Agirre & Rybová 4.45

Non-qualifiers: Julia Hütter GER & Jillian Schwartz USA 4.35; Elisabete Tavares POR 4.25; Joana Costa BRA & Nikoléta Kiriakopoulou GRE 4.15; Natalya Kushch UKR NH

Doha 2010

Final (Mar 14)

1,	Fabiana Murer	BRA	4.80
2,	Svetlana Feofanova	RUS	4.80
3,	Anna Rogowska	POL	4.70
4,	Yelena Isinbaeva	RUS	4.60
5,	Jiřina Ptáčniková	CZE	4.60
6,	Kelsie Hendry	CAN	4.50
7,	Kristina Gadschiew	GER	4.40
	Nicoléta Kiriakopoulou	GRE	NH

Isinbaeva was the headline after losing her title, just as she had done outdoors in Berlin the previous August. This detracted from some excellent jumping by her opponents. The Russian struggled to qualify having failed twice at her opener of 4.55 before getting her act together after an emotional exchange with her coach. In the final, she cleared 4.60 first time but then failed at 4.75 by which time three other women (Murer, Feofanova and Rogowska) had cleared 4.70. At 4.75 the Pole went out and Murer made it on her third, while Feofanova passed. The Brazilian then made 4.80 the first time, meaning that Feofanova needed

to do likewise to win at that height. She only made it on her second try and then both women failed at 4.85. Murer therefore defeated the three women who between them had won all 10 global titles between 2003 and 2009.

Qualifying round (4.60 or top 8 to final) (Mar 12)

Qualifiers: Isinbaeva 4.55; Murer, Kiriakopoulou, Feofanova, Hendry, Rogowska & Ptáčniková 4.45; Kristina Gadschiew GER 4.35

Non-qualifiers: Kate Dennison GBR, Elena Scarpellini ITA, Afroditi Skafida GRE, Chelsea Johnson USA & Marianna Zahariadi CYP 4.35; Li Caixia CHN, Pavla Rybová CZE & Li Ling CHN 4.20; Carolin Hingst GER & Lacy Janson USA NH

4,	Lene Demnitz	DEN	6.38
5,	Nicole Boegman	AUS	6.19
6,	Silviya Khristova	BUL	6.17
7,	Shonel Ferguson	BAH	6.08
8,	Geraldine Bonnin	FRA	6.06
9,	Sabine Seitt	AUT	5.92;
10,	Monika Staubli	SUI	5.91;
11,	Angie Thacker	USA	5.83;
	Liao Wenfen	CHN	NM

Radtke was a class apart, with five jumps better than the best of runner-up Rodionova. The East German improved with each of her final four jumps.

Istanbul 2012

Straight Final (Mar 11)

1,	Yelena Isinbaeva	RUS	4.80
2,	Vanessa Boslak	FRA	4.70
3,	Holly Bleasdale	GBR	4.70
4,	Silke Spiegelburg	GER	4.65
5,	Lacy Janson	USA	4.65
6,	Jiřina Ptáčniková	CZE	4.55
7,	Yarisley Silva	CUB	4.55
8,	Nicole Büchler	SUI	4.55

9, Alana Boyd AUS 4.55; 10, Anastasia Savchenko RUS 4.45; 11, Jillian Schwartz ISR 4.45; =12, Kristina Gadschiew GER & Hanna Shelekh UKR 4.30; 14, Mary Saxer USA 4.30; Caroline Bonde Holm DEN & Katie Byres GBR NH

Having won every major championship from 2004 to 2008, the following three years saw no medals come the way of Isinbaeva. In Istanbul she waited to enter at 4.70, and as the first jumper at that height, she immediately went into the lead with her first time success. Only two other jumpers – Bolsak and the 20 year-old Bleasdale – could clear 4.70. Both failed at 4.75, and Isinbaeva again waited before sealing her fourth victory in the event with another first timer at 4.80.

POLE VAULT

Multiple Medallists:

5	Svetlana Feofanova	RUS	01-2=, 03-1, 04-3, 06-3, 10-2
	Yelena Isinbaeva	RUS	03-2, 04-1, 06-1, 08-1, 12-1
2	Stacy Dragila	USA	97-1, 04-2
	Monika Pyrek	POL	03-3, 08-3=
	Anna Rogowska	POL	06-2, 10-3
	Fabiana Murer	BRA	08-3=, 10-1

Most Finals / Appearances:

7	Isinbaeva	01-7, 03-2, 04-1, 06-1, 08-1, 10-4, 12-1
---	-----------	--

National Placings:

	1	2	3	4	5	6	7	8	Points
RUS	5	2+1=	2	1	1	1	1	-	86.5
USA	1	2+1=	-	3	2	-	1	1	54.5
POL	-	1	2+1=	1	1=	1+1=	1	-	40.5
GER	1	-	1=	1	1	1	1	3	30.5
CZE	1	-	-	-	2	1	2	-	23
FRA	-	1	-	-	1+1=	-	-	-	14.5
BRA	1	-	1=	-	-	-	-	-	13.5
CHN	-	-	1	1	-	-	-	-	11
AUS	-	1	-	-	-	1	-	-	10
ISL	-	1	-	-	-	-	-	1	8
HUN	-	-	1=	-	-	-	-	1	7.5
BUL	-	-	-	-	1	1=	-	-	6.5
GBR	-	-	1	-	-	-	-	-	6
CAN	-	-	-	-	-	1	-	-	3
ESP	-	-	-	-	-	1	-	-	3
CUB	-	-	-	-	-	-	1	-	2
SUI	-	-	-	-	-	-	-	1	1
Totals	9	8+2=	6+4=	7	8+2=	7+2=	8	6	321

Long Jump

Paris 1985

Straight Final (Jan 18: Non-championship)

1,	Helga Radtke	GDR	6.88
2,	Tatyana Rodionova	URS	6.72
3,	Nicole Medvedeva	URS	6.44

Indianapolis 1987

Final (Mar 7)

1,	Heike Drechsler	GDR	7.10
2,	Helga Radtke	GDR	6.94
3,	Yelena Belevskaya	URS	6.76
4,	Galina Chistyakova	URS	6.66
5,	Vali Ionescu	ROU	6.62
6,	Agata Karczmarek	POL	6.43
7,	Edine van Heezik	NED	6.33
8,	Antonella Capriotti	ITA	6.31
9,	Carol Lewis	USA	6.23;
10,	Cynthia Henry	JAM	6.10;
	Rowan Maynard	ANT	NM

Just one week after breaking the world record with 7.32 in New York, Drechsler won with ease. Any of her valid jumps – 7.03, 7.10 or 6.96 – would have been good enough for victory.

Budapest 1989

Straight Final (Mar 4)

1,	Galina Chistyakova	URS	6.98
2,	Marieta Ilcu	ROU	6.86
3,	Larisa Berezhnaya	URS	6.82
4,	Ringa Ropo-Junnila	FIN	6.69
5,	Antonella Capriotti	ITA	6.45
6,	Agata Karczmarek	POL	6.31
7,	Xiong Qiying	CHN	6.28
8,	Jennifer Inniss	USA	6.02

World outdoor record holder Chistyakova won with precisely the same distance as she had jumped at the European indoor championships two weeks earlier.

Seville 1991

Final (Mar 9)

1,	Larisa Berezhnaya	URS	6.84
2,	Heike Drechsler	GER	6.82
3,	Marieta Ilcu	ROU	6.74
4,	Inessa Kravets	URS	6.71
5,	Niurka Montalvo	CUB	6.68
6,	Nicole Boegman	AUS	6.66
7,	Valentina Uccheddu	ITA	6.58
8,	Carol Lewis	USA	6.55
9,	Mirela Dulgheru	ROU	6.50;
10,	Renata Nielsen	DEN	6.49;
11,	Cindy Greiner	USA	6.38;
12,	Ringa Ropo-Junnila	FIN	6.32;
13,	Ljudmila Ninova	AUT	6.30

The big favourite Drechsler could not get her run-up right. She leapt 6.82 in round 2 from behind the board, and her final jump of 6.68 would have been 7m+ had it been measured from her point of take-off. The German's efforts were not quite enough for gold, as in the third round Berezhnaya had gone out to 6.84.

Qualifying round (6.50 or top 12 to final) (Mar 8)

Qualifiers: Drechsler 6.66; Berezhnaya 6.64; Uccheddu 6.58; Ilcu 6.53; Kravets 6.51; Nielsen 6.49; Boegman 6.48; Dulgheru 6.45; Ninova 6.36; Ropo-Junnila 6.35; Montalvo 6.34; Lewis 6.30; Greiner 6.27

Non-qualifiers: Claudia Gerhardt GER 6.22; Jayne Moffitt NZL 6.06; Liu Shuzhen CHN 6.06; Wang Wenhong CHN 5.94

Toronto 1993

Final (Mar 12)

1,	Marieta Ilcu	ROU	6.84
2,	Susen Tiedtke	GER	6.84
3,	Inessa Kravets	UKR	6.77
4,	Irina Mushayilova	RUS	6.76
5,	Larisa Berezhnaya	UKR	6.74
6,	Erica Johansson	SWE	6.71
7,	Ljudmila Ninova	AUT	6.70
8,	Mirela Dulgheru	ROU	6.55

9, Renata Nielsen DEN 6.54; 10, Antonella Capriotti ITA 6.48; 11, Yolanda Chen RUS 6.27; 12, Yan Juan CHN 6.15

A first-round 6.84 by Ilcu proved good enough for victory, but only just. With the last jump of the contest, Tiedtke dramatically matched the Romanian's distance. On next best jumps, Ilcu won 6.82-6.64.

Qualifying round (6.65 or top 12 to final) (Mar 12)

Group A qualifier: Nielsen 6.64

Non-qualifiers: Dionne Rose JAM 6.36; Agata Karczmarek POL 6.28; Flora Hyacinth ISV 6.25; Jackie Edwards BAH 6.16; Fatima Yüksel TUR 6.12; Sharon Couch USA 6.12; Elma Muros PHI 5.96; Natalie Toledo PAR 5.31

Group B qualifiers: Berezhnaya 6.68; Ilcu 6.67; Johansson 6.61; Dulgheru 6.57; Mushayilova 6.55; Kravets 6.51; Ninova 6.50; Tiedtke 6.45; Chen 6.44; Yang & Capriotti 6.39 (all qualified)

Barcelona 1995

Final (Mar 12)

1,	Lyudmila Galkina	RUS	6.95
2,	Irina Mushayilova	RUS	6.90
3,	Susen Tiedtke-Greene	GER	6.90
4,	Nicole Boegman	AUS	6.81
5,	Renata Nielsen	DEN	6.77
6,	Claudia Gerhardt	GER	6.65
7,	Yao Weili	CHN	6.57
8,	Marieta Ilcu	ROU	6.52

9, Niki Xánthou GRE 6.51; 10, Voula Patoulídhou GRE 6.44; 11, Yelena Pershina KAZ 6.31; 12, Tünde Vaszi HUN 5.74; 13, Daphnie Saunders BAH 5.65

Defending champion Ilcu finished only eighth as three women reached 6.90 or better. Former triple jumper Galkina won with her second-round 6.95. Mushayilova beat Tiedtke-Greene on countback, but worse luck was to come for the German 10 days later in Cologne, when she failed an out-of-competition doping control test. Her Barcelona medal was not affected.

Qualifying round (6.50 or top 12 to final) (Mar 11)

Group A qualifiers: Boegman 6.59; Vaszi 6.26; Pershina 6.26

Non-qualifiers: Shana Williams USA 6.24; Virge Naeris EST 6.17; Elma Muros PHI 6.11; Valentína Gotovska LAT 6.06; Vladka Lopatič SLO 5.99; Ksenija Predikaka SLO 5.97; Beryl Laramé SEY 5.46

Group B qualifiers: Galkina 6.73; Tiedtke-Greene 6.57; Xánthou 6.54; Nielsen 6.52; Mushayilova 6.52; Ilcu 6.47; Yao 6.46; Patoulídhou 6.45; Saunders & Gerhardt 6.42

Non-qualifier: Jacqui Brown USA 6.22

Paris 1997

Final (Mar 9)

1,	Fiona May	ITA	6.86
2,	Chioma Ajunwa	NGR	6.80
3,	Agata Karczmarek	POL	6.71
4,	Joanne Wise	GBR	6.70
5,	Niki Xánthou	GRE	6.69
6,	Nina Perevedentseva	RUS	6.65
7,	Heike Drechsler	GER	6.63
8,	Olena Khlopotnova	UKR	6.59

9, Tünde Vaszi HUN 6.49; 10, Jackie Edwards BAH 6.47; 11, Linda Ferga FRA 6.37; 12, Shana Williams USA 6.34

May, so disappointed when beaten by Ajunwa at the Olympic Games, gained some revenge with a close victory. The British-born Italian opened with 6.85 and improved that by one centimetre in the fourth. A close fight for the bronze was won by Karczmarek, a veteran of three Olympic finals.

Former champion Drechsler placed seventh. Her very first attempt was aborted when someone walked across the run-up, but she was naturally given another chance.

Qualifying round (6.60 or top 12 to final) (Mar 8)

Group A qualifiers: Khlopotnova 6.67; Drechsler 6.65; Edwards 6.52; Williams 6.44

Non-qualifiers: Valentína Gotovska LAT 6.43; Renata Nielsen DEN 6.42; Yu Yiqun CHN 6.42; Flora Hyacinth ISV 6.38; Chantal Brunner NZL 6.34; Vera Olenchenko RUS 6.15; Voula Patoulídhou GRE, Corinne Hérigault FRA & Eunice Barber SLE NM

Group B qualifiers: May 6.77; Ajunwa 6.76; Wise 6.62; Perevedentseva 6.60; Karczmarek 6.58; Ferga 6.51; Xánthou 6.47; Vaszi 6.45

Non-qualifiers: Niurka Montalvo CUB 6.41; Marieke Veltman USA 6.34; Guan Yingnan CHN 6.34; Iolanta Khropach UKR 6.16

Maebashi 1999

Straight Final (Mar 6)

1,	Tatyana Kotova	RUS	6.86
2,	Shana Williams	USA	6.82
3,	Iva Prandzheva	BUL	6.78
4,	Niki Xánthou	GRE	6.65
5,	Tünde Vaszi	HUN	6.59
6,	Guan Yingnan	CHN	6.59
7,	Magdalena Khristova	BUL	6.55
8,	Dawn Burrell	USA	6.49

9, Erica Johansson SWE 6.43; 10, Nina Perevedentseva RUS 6.38; 11, Hitomi Takamatsu JPN 6.07; Lacena Goding JAM DNS

The fine showing of United States women in Maebashi continued when Williams opened the contest with a personal best of 6.82. She led for one round; in the second Kotova reached 6.86, her best ever indoors or out. In the fourth round, Prandzheva went into third place. The final two rounds saw no changes in position among the top five.

Lisbon 2001

Straight Final (Mar 10)

1,	Dawn Burrell	USA	7.03
2,	Tatyana Kotova	RUS	6.98
3,	Niurka Montalvo	ESP	6.88
4,	Fiona May	ITA	6.87
5,	Heike Drechsler	GER	6.75
6,	Lyudmila Galkina	RUS	6.71
7,	Guan Yingnan	CHN	6.59
8,	Valentína Gotovska	LAT	6.46

9, Maurren Maggi BRA 6.38; 10, Marta Godinho POR 6.35; 11, Yelena Shekhovtsova UKR 6.32

Kotova (6.88) and May (6.87) led by halfway from World outdoor champion Montalvo. Kotova pulled clear with efforts of 6.94 and 6.98 in rounds 4 and 5. Meanwhile, Montalvo improved to 6.85.

In the final round with just the three leaders to go after her, Burrell took her last attempt. She chose the perfect occasion to produce her first-ever 7m leap, clearing 7.03 to move up from fourth to first place. Montalvo followed with 6.88 to push May out of the medals, while Kotova – who had easily the best series – finished with a foul. “My last jump came from deep within me,” said Burrell.

Birmingham 2003

Straight Final (Mar 16)

1,	Tatyana Kotova	RUS	6.84
2,	Inessa Kravets	UKR	6.72

3,	Maurren Maggi	BRA	6.70
4,	Olga Rublyova	RUS	6.68
5,	Níki Xánthou	GRE	6.47
6,	Stilianí Pilátou	GRE	6.47
7,	Anju Bobby George	IND	6.40
8,	Tünde Vaszi	HUN	6.39
9,	Concepción Montaner	ESP	6.34

A world-leading effort of 6.84 in the first round was enough for Kotova to regain the title she took in 1999. Maggi set a South American record of 6.70 in the third round which held up for second spot until Kravets's closing leap of 6.72, which was actually 6.88 when measured from take-off. "I have no words to say how wonderful the judging has been in Birmingham," said the champion. "Thank you for such a very, very well organised championships."

Budapest 2004

Final (Mar 6)

1,	Tatyana Lebedeva	RUS	6.98
2,	Tatyana Kotova	RUS	6.93
3,	Carolina Klüft	SWE	6.92
4,	Guan Yingnan	CHN	6.75
5,	Valentīna Gotovska	LAT	6.67
6,	Fiona May	ITA	6.64
7,	Conchi Montaner	ESP	6.46
8,	Adina Anton	ROU	6.43

One day after setting three world triple jump records, Lebedeva added the long jump title to become the first athlete to win a horizontal jumps double at a world championships. She opened with a good 6.89 and was followed by Klüft on 6.80 by the end of round one. In the second round Lebedeva improved to 6.98 (or 7.03 if one adds the 5cm she took off before the board), while Klüft progressed to 6.92 and defending champion Kotova moved into third place with 6.76. In the fifth round the Swedish heptathlete injured her left hamstring and was stretched off, so was unable to react when Kotova overtook her with 6.93.

"I didn't expect that the triple jump would have affected me so much, but this morning, my whole body ached," admitted the double World Indoor Champion.

Qualifying round (6.62 or top 8 to final) (Mar 6)

Group A qualifiers: Lebedeva 6.78; May 6.64; Gotovska 6.55; Montaner 6.54
Non-qualifiers: Denisa Šcerbová CZE 6.50; Grace Upshaw USA 6.49; Sophie Krauel GER 6.49; Antonia Yordanova BUL 6.45; Níki Xánthou GRE 6.43; Jackie Edwards BAH 6.39; Kumiko Ikeda JPN 6.35

Group B qualifiers: Guan 6.80; Klüft 6.73; Anton 6.63; Kotova 6.62

Non-qualifiers: Stilianí Pilátou GRE 6.53; Bronwyn Thompson AUS 6.51; Bianca Kappler GER 6.47; Zita Ajkler HUN 6.44; Elva Goulbourne JAM 6.43; Ineta Radēviča LAT 6.37

Moscow 2006

Final (Mar 12)

1,	Tianna Madison	USA	6.80
2,	Naide Gomes	POR	6.76
3,	Concepción Montaner	ESP	6.76
4,	Ineta Radēviča	LAT	6.54
5,	Yargelis Savigne	CUB	6.51
6,	Oksana Udmurtova	RUS	6.50
7,	Stilianí Pilátou	GRE	6.50
(1.)	Tatyana Kotova	RUS	DQ (r40.8) (7.00)

Kotova's first three measured jumps were ahead of anything her opposition had to offer. An opening 7.00 was followed by 6.89 and 6.86 after a pass in round three. The Russian, who had won twice before and taken a medal in four previous editions of the championships, was 20cm clear of outdoor world champion Madison. The battle for third was close, with the statuesque Gomes edging Montaner on the basis of a better second best effort (6.75 to 6.64). Madison, Gomes and Montaner all achieved their best jumps in the final round.

"I prepared specially for these Championships," said the winner. Those words took on a different meaning in March 2013, when it was announced that Kotova was one of six athletes whose re-tested doping sample from the 2005 World Championships outdoors proved to be positive. She was eventually suspended from 2013 to 2015, with two years of results in 2005 to 2007 also annulled. Tianna Madison (now Bartoletta) therefore is the rightful World Indoor Champion of 2006.

Qualifying round (6.55 or top 8 to final) (Mar 11)

Group A Qualifiers: Gomes 6.73; Madison 6.60; Pilátou & Montaner 6.55; Savigne 6.46; Kotova DQ (r40.9) (6.73)

Non-Qualifiers: Jackie Edwards BAH 6.45; Adina Anton ROU 6.37

Group B Qualifiers: Udmurtova 6.58; Radēviča 6.51

Non-Qualifiers: Grace Upshaw USA 6.44; Viorica Ţigău ROU 6.38; Anju Bobby George IND 6.34; Maho Hanaoka JPN 6.29; Yudelkis Fernández CUB 6.19

Valencia 2008

Final (Mar 9)

1,	Naide Gomes	POR	7.00
2,	Maurren Higa Maggi	BRA	6.89
3,	Irina Simagina	RUS	6.88
4,	Éloyse Lesueur	FRA	6.60
5,	Concepción Montaner	ESP	6.57
6,	Ineta Radēviča	LAT	6.54
7,	Keila Costa	BRA	6.48
8,	Janice Josephs	RSA	6.39

All ten of the measured jumps of the top three exceeded the distance of the fourth placed athlete. Maggi, competing in her first World Championship since 2003 after a two-year doping suspension, took the lead with 6.72 and improved to 6.80 in the second round. Gomes went in front with her second jump, reaching 6.82. Maggi took back first place in the next round with a South American record 6.89 (measured at 7.04 from take-off), and Gomes improved to 6.84. After three fouls, one of which was around seven metres, Simagina recorded a jump of 6.84 in round four. Gomes took the lead for good in the penultimate round with the only legal "seven" of the day, and Simagina closed with her best, 6.88. For Gomes it was her second world indoor title, she was also Pentathlon champion in 2004.

Qualifying round (6.60 or top 8 to final) (Mar 8)

Qualifiers: Gomes 6.72; Lesueur 6.67; Maggi 6.65; Montaner 6.64; Simagina 6.60; Radēviča 6.52; Josephs 6.51; Costa 6.41

Non-qualifiers: Denisa Šcerbová CZE 6.37; Olga Kucherenko RUS 6.32; Lela Nelson USA 6.31; Kumiko Ikeda JPN 6.17

Doha 2010

Final (Mar 14)

1,	Brittney Reese	USA	6.70
2,	Naide Gomes	POR	6.67
3,	Keila Costa	BRA	6.63
4,	Ksenija Balta	EST	6.63
5,	Darya Klishina	RUS	6.62
6,	Anna Nazarova	RUS	6.61
7,	Yuliya Tarasova	UZB	6.54
8,	Viktoriya Rybalko	UKR	6.28

This event had never been won with a jump of less than 6.84, yet in Doha, on a runway which produced a world record in the men's triple jump, no woman reached the qualifying distance of 6.65 and none could do better than 6.70 in the final. In the first round outdoor World Champion Reese jumped 6.70, and Gomes and Costa also produced their best in that round, settling the medals. Gomes matched her best of 6.67 in the fifth; her toe was over the edge of the board but made no mark in the plasticine.

Qualifying round (6.65 top 8 to final) (Mar 13)

Qualifiers: Gomes 6.61, Klishina & Reese 6.52, Tarasova & Rybalko 6.51, Balta 6.50, Costa 6.48, Nazarova 6.46

Non-qualifiers: Veronika Shutkova BLR 6.43, Brianna Glenn USA 6.40, Sostene Moguenara GER, Bianca Kappler GER & Jovane Jarrett JAM 6.37, Melis Mey TUR 6.36, Tabia Charles CAN 6.32, Kelly Proper IRL 6.29, Lu Minjia CHN 6.25, Viktoriya Molchanova UKR 6.13, N. C. D. Priyadarshani SRI & Marestella Torres PHI 6.06, Janice Josephs RSA 6.02, Eliane Martins BRA NM

Istanbul 2012

Final (Mar 11)

1,	Brittney Reese	USA	7.23
2,	Janay DeLoach	USA	6.98
3,	Shara Proctor	GBR	6.89
4,	Darya Klishina	RUS	6.85
5,	Nastassia Mironchyk-Ivanova	BLR	6.64
6,	Veronika Shutkova	BLR	6.63
7,	Viorica Țigău	ROU	6.34
8,	Bianca Stuart	BAH	4.71

Klishina led after two rounds with 6.85, to be overtaken by Proctor with 6.86 in round three. At that point, reigning champion Reese had two fouls. She recovered with 6.82 to move into third, and then went into the lead with 6.92. In the final round DeLoach produced a jump of 6.98, but on the next jump Reese produced the longest jump of her life – 7.23 – to break Heike Dreschler's championship record.

Qualifying round (6.75 or top 8 to final) (Mar 10)

Qualifiers: DeLoach 6.90; Proctor 6.86; Reese 6.72; Stuart 6.70; Klishina 6.65; Țigău 6.64; Shutkova 6.63; Mironchyk-Ivanova 6.62

Non-qualifiers: Karin Melis Mey TUR 6.62; Yelena Sokolova RUS 6.58; Keila Costa BRA 6.45; Irène Pusterla SUI 6.45; Nadja Käther GER 6.40; Yuliya Tarasova UZB 6.37; Concepción Montaner ESP 6.37; Inna Ahkozova UKR 6.32; Cornelia Deiac ROU 6.16; Aiga Grabuste LAT 6.08; Marestella Torres PHI 5.98; Lauma Grīva LAT NM

LONG JUMP

Multiple Medallists:

4	Tatyana Kotova	RUS	99-1, 01-2, 03-1, 04-2
3	Marieta Ilcu	ROU	89-2, 91-3, 93-1
	Naide Gomes	POR	06-2, 08-1, 10-2
2	Helga Radtke	GDR	85-1, 87-2
	Heike Dreschler	GDR/GER	87-1, 91-2
	Larysa Berezhnaya	URS	89-3, 91-1
	Inessa Kravets	UKR	93-3, 03-2
	Susen Tiedtke	GER	93-2, 95-3
	Maurren Maggi	BRA	03-3, 08-2
	Brittney Reese	USA	10-1, 12-1

Most Finals:

5	Kotova	99-1, 01-2, 03-1, 04-2, 06-dq
4	Drechler	87-1, 91-2, 97-7, 01-5
	Ilcu	89-2, 91-3, 93-1, 95-8
	Tünde Vaszi	HUN 95-12, 97-9, 99-5, 03-8
	Niki Xánthou	GRE 95-9, 97-5, 99-4, 03-5

Most Appearances:

5	Xánthou	95-9, 97-5, 99-4, 03-5, 04-18Q
	Kotova	
	Concepción Montaner	ESP 03-9, 04-7, 06-3, 08-5, 12-15Q

National Placings:

	1	2	3	4	5	6	7	8	Points
RUS	4	3	1	3	1	4	-	-	90
GER	2	3	1	-	1	1	1	-	52
URS	2	1	3	2	-	-	-	-	51
USA	4	2	-	-	-	-	-	3	49
ROU	1	1	1	-	1	-	1	3	30
ITA	1	-	-	1	1	1	1	1	23
POR	1	2	-	-	-	-	-	-	22
BRA	-	1	2	-	-	-	1	-	21
UKR	-	1	1	-	1	-	-	2	19
ESP	-	-	2	-	1	-	1	-	18
GRE	-	-	-	1	2	1	1	-	18
CHN	-	-	-	1	-	1	3	-	14
LAT	-	-	-	1	1	1	-	1	13
POL	-	-	1	-	-	2	-	-	12
AUS	-	-	-	1	1	1	-	-	12
GBR	-	-	1	1	-	-	-	-	11
BUL	-	-	1	-	-	1	1	-	11
SWE	-	-	1	-	-	1	-	-	9
DEN	-	-	-	1	1	-	-	-	9

Women's Long Jump

National Placings:

	1	2	3	4	5	6	7	8	Points
CUB	-	-	-	-	2	-	-	-	8
NGR	-	1	-	-	-	-	-	-	7
BLR	-	-	-	-	1	1	-	-	7
FRA	-	-	-	1	-	-	-	1	6
EST	-	-	-	1	-	-	-	-	5
FIN	-	-	-	1	-	-	-	-	5
HUN	-	-	-	-	1	-	-	1	5
BAH	-	-	-	-	-	-	1	1	3
AUT	-	-	-	-	-	-	1	-	2
IND	-	-	-	-	-	-	1	-	2
NED	-	-	-	-	-	-	1	-	2
UZB	-	-	-	-	-	-	1	-	2
RSA	-	-	-	-	-	-	-	1	1
Totals	15	15	15	15	15	15	15	14	539

Triple Jump

Seville 1991

Straight Final (Mar 9: Non-championship)

1,	Inessa Kravets	URS	14.44WR
2,	Li Huirong	CHN	13.98
3,	Sofiya Bozhanova	BUL	13.62
4,	Tamara Malešev	YUG	13.35
5,	Ana Oliveira	POR	13.22
6,	Octavia Iacob	ROU	13.08
7,	Li Jing	CHN	13.06
8,	Diane Sommerville	JAM	12.89
9,	Robyne Johnson	USA	12.83
10,	Conchi Paredes	ESP	12.73
11,	Babette Fuchs	GER	12.54

Having missed a long jump medal by 3cm, Kravets made amends by bettering the official world record three times. Her series was 14.30, 14.39, 14.44, x, 14.23, and 14.27.

Toronto 1993

Final (Mar 14)

1,	Inessa Kravets	UKR	14.47WR
2,	Iolanda Chen	RUS	14.36
3,	Inna Lasovskaya	RUS	14.35
4,	Antonella Capriotti	ITA	14.01
5,	Helga Radtke	GER	13.95
6,	Conchi Paredes	ESP	13.83
7,	Sárka Kaspárková	CZE	13.81
8,	Eloina Echevarría	CUB	13.77
9,	Anja Vokuhl	GER	13.38
10,	Andrea Avila	ARG	13.35
11,	Sylvie Borda	FRA	12.90
12,	Flora Hyacinth	ISV	11.40

Kravets repeated her feat of 1991 by winning with a world record. This time she won an official gold medal because the event had become part of the main programme. Kravets was already world outdoor record holder (14.95), but her indoor record from Seville had been broken by Chen (14.46) just before the championships.

The Ukrainian grinned widely when the distance of 14.47 was displayed after her fifth-round jump. Chen finished second.

Qualifying round (13.50 or top 12 to final) (Mar 13)

Group A qualifiers: Avila 13.66; Borda 13.61; Hyacinth 13.52

Non-qualifiers: Rachel Kirby GBR 13.27; Cynthia Rhodes USA 13.15; Lene Espegren NOR 13.05; Ksenija Predikaka SLO 12.60; Kelly Dinsmore CAN 12.55; Mary Agyepong GBR 12.50; Ildikó Fekete HUN NM; Claudia Haywood USA NM

Group B qualifiers: Lasovskaya 14.25; Paredes 13.96; Capriotti 13.73; Radtke 13.72; Kaspárková 13.72; Chen 13.71; Echevarría 13.70; Kravets 13.56; Vokuhl 13.52

Non-qualifiers: Iolanda Oanta ROU 13.32; Zhang Yan CHN 13.27; Monica Toth ROU 12.70

Barcelona 1995

Final (Mar 11)

1,	Iolanda Chen	RUS	15.03WR
----	--------------	-----	---------

2,	Iva Prandzheva	BUL	14.71
3,	Ren Ruiping	CHN	14.37
4,	Sárka Kaspárková	CZE	14.25
5,	Mariya Sokova	RUS	14.22
6,	Niurka Montalvo	CUB	14.04
7,	Yelena Govorova	UKR	14.04
8,	Sheila Hudson-Strudwick	USA	13.88

9, Rodica Petrescu ROU 13.60; 10, Conchi Paredes ESP 13.46; 11, Virge Naeris EST 13.40; 12, Cynthia Rhodes USA 12.92; 13, Barbara Lah ITA 12.88

Barcelona's only world record came in an event which had seen world records at the last two championships. Chen took the lead in the first round at 14.45. In the third round, Ren came close with a world junior best of 14.37. Chen responded with a huge leap. After some suspenseful moments her distance was confirmed at 15.03, a new world record by 13 centimetres. Prandzheva, who started poorly, moved into the silver medal position with her final leap.

"Winning here was not enough," said Chen, whose father Yevgeniy had been a 16m triple jumper. "I wanted a very good performance because the best Russian triple jumpers were not here and I wanted to show that I could have won even if they were here."

Qualifying round (13.60 or top 12 to final) (Mar 10)

Qualifiers: Ren 14.17; Kaspárková 14.02; Prandzheva 13.99; Petrescu 13.88; Paredes 13.82; Montalvo 13.77; Sokova 13.74; Chen 13.73; Govorova 13.71; Naeris 13.64; Hudson-Strudwick 13.59; Lah 13.59; Rhodes 13.52

Non-qualifiers: Yelena Khlusovich UKR 13.37; Valérie Guiyoule FRA 13.21; Anja Valant SLO 13.20; Caroline Honoré FRA 13.18; Claudia Vetsch SUI 13.15; Angela Barylla GER 13.11; Stephanie Betga CMR 12.28; Tanja Borrmann GER NM

Paris 1997

Final (Mar 8)

1,	Inna Lasovskaya	RUS	15.01
2,	Ashia Hansen	GBR	14.70
3,	Sárka Kaspárková	CZE	14.66
4,	Rodica Mateescu	ROU	14.65
5,	Petra Lobinger	GER	14.36
6,	Yamilé Aldama	CUB	14.28
7,	Yelena Govorova	UKR	14.13
8,	Tereza Marinova	BUL	14.00

9, Betty Lise FRA 13.96; 10, Cristina Nicolau ROU 13.94; 11, Ren Ruiping CHN 13.85; 12, Natalya Kayukova RUS 13.58

Hansen – who had not been selected for the championships originally in a dispute with her federation – took the lead with 14.70 in round one. Former world record holder Lasovskaya took over with 14.72 in the second before soaring to 15.01 in the third, just two centimetres short of the world record. This proved to be the winning jump, and was backed up with 14.94 in the fifth.

The Briton held on for the silver from Kaspárková, who beat Mateescu by one centimetre on her final jump.

Qualifying round (13.80 or top 12 to final) (Mar 7)

Group A qualifiers: Hansen 14.24; Nicolau 14.23; Lasovskaya 14.06; Marinova 13.90; Aldama 13.82

Non-qualifiers: Gundega Sproģe LAT 13.68; Dorthe Jensen DEN 13.58; Galina Cistjaková SVK 13.46; Niambi Dennis USA 13.37; Sylvie Borda FRA 13.09; Olena Khlusovych UKR 13.05

Group B qualifiers: Mateescu 14.60; Kaspárková 14.37; Lobinger 14.28; Ren 13.98; Kayukova 13.86; Govorova 13.80; Lise 13.79

Non-qualifiers: Anja Valant SLO 13.36; Conchi Paredes ESP 13.26; Maria de Souza BRA 12.45; Telisa Young USA 12.36

Maebashi 1999

Straight Final (Mar 7)

1,	Ashia Hansen	GBR	15.02
2,	Iva Prandzheva	BUL	14.94
3,	Sárka Kaspárková	CZE	14.87
4,	Tereza Marinova	BUL	14.76
5,	Paraskeví Tsiamíta	GRE	14.63

6,	Yelena Lebedenko	RUS	14.59
7,	Yamilé Aldama	CUB	14.47
8,	Yelena Donkina	RUS	14.30

9, Rodica Mateescu ROU 14.04; 10, Yelena Govorova UKR 13.98; 11, Miao Chunqing CHN 13.89; 12, Adelina Gavrilă ROU 13.47; 13, Maho Hanaoka JPN 12.93; Ren Ruiping CHN NM; Olga Vasdhéki GRE DNS

Hansen's very first jump was clearly a long one, and she bounded out of the pit in excitement. The distance was a formidable 15.02. Kaspárková responded with 14.83, an improvement on her own Czech record. Tsiamíta also set Greek record of 14.63. And this was only the first round.

Hansen, her long hair tied into pigtails, fouled her next three jumps. In the meantime, Kaspárková improved to 14.87 but was overtaken by Bulgaria's Iva Prandzheva (14.94). Hansen finished with 14.86 and 14.67, Kaspárková with 14.80 and 14.46. With her last jump Prandzheva landed clearly near to Hansen's leading mark. She went and stood right in front of the scoreboard, but was disappointed when the figure of 14.92 appeared.

Hansen's win meant that all three British athletes who won silver at the 1997 Championships (her, Colin Jackson and Jamie Baulch) were winners in Maebashi.

Lisbon 2001

Straight Final (Mar 11)

1,	Tereza Marinova	BUL	14.91
2,	Tatyana Lebedeva	RUS	14.85
3,	Tiombé Hurd	USA	14.19
4,	Olga Bolshova	MDA	14.17
5,	Oksana Rogova	RUS	14.17
6,	Cristina Nicolau	ROU	14.05
7,	Anja Valant	SLO	13.84
8,	Adelina Gavrilă	ROU	13.77

The Lisbon women's long jump was decided in the final round, but in the triple jump, the winning leap came in the first round. Olympic Champion Marinova cleared 14.91. The nearest challenger to the Bulgarian proved to be Lebedeva, who reached 14.85 in the fifth. Hurd provided another excellent jumps result for American women. She set an absolute personal best of 14.19 in the fourth to secure the bronze.

Birmingham 2003

Final (Mar 15)

1,	Ashia Hansen	GBR	15.01
2,	Françoise Mbango	CMR	14.88
3,	Kéné Ndoye	SEN	14.72
4,	Anna Pyatykh	RUS	14.35
5,	Magdelin Martínez	ITA	14.32
6,	Carlota Castrejana	ESP	14.32
7,	Baya Rahouli	ALG	14.31
8,	Adelina Gavrilă	ROU	13.92

All the pressure was on world indoor record holder Hansen, posters of whom were displayed prominently around her home town of Birmingham. She won the qualifying round with 14.61 but was suffering from a heel injury and there was some doubt that she would be okay for the final.

Competing with anaesthetic in her foot, Hansen opened well in the final with 14.77 but that was surpassed by Mbango's African record of 14.88 which closed the first round. In the second round there was more stress for Hansen when she found that her run-up marker had been moved. The men's high jump final was sharing the same area but Hansen felt someone had deliberately attempted to sabotage her performance. She was given extra time for re-measurement and landed near to 15m but no-jumped. The Briton's next two efforts were 14.56 and 14.62, so Mbango was still in front as Hansen raced down the runway for her fifth attempt. She hit the board with 2.5cm to spare and bounded

out to 15.01 (5.08 hop, 4.64 step and 5.29 jump). Mbango fouled and closed with 14.73, so Hansen regained her 1999 title. Bronze medallist Ndoye won Senegal's first ever world indoor medal.

Qualifying round (14.20 or top 8 to final) (Mar 14)

Group A qualifiers: Ndoye 14.33; Rahouli 14.27; Castrejana 14.10
Non-qualifiers: Tereza Marinova BUL 14.09; Trecia Smith JAM 13.66; Olga Lidia Cepero CUB 13.54; Alina Dinu ROU 13.44; Huang Qiuyan CHN 13.23
Group B qualifiers: 1, Hansen 14.61; Mbango 14.39; Pyatykh 14.18; Gavrilă 14.14; Martínez 14.09
Non-qualifiers: Tatyana Lebedeva RUS 14.09; Chrisopiýi Devetzi GRE 13.93; Olga Vasdhéki GRE 13.87

Budapest 2004

Final (Mar 6)

1,	Tatyana Lebedeva	RUS	15.36WR
2,	Yamilé Aldama	SUD	14.90
3,	Chrisopiýi Devetzi	GRE	14.73
4,	Trecia Smith	JAM	14.71
5,	Magdelin Martínez	ITA	14.67
6,	Françoise Mbango	CMR	14.62
7,	Adelina Gavrilă	ROU	14.62
8,	Yelena Govorova	UKR	14.59
9,	Mabel Gay CUB	14.49;	10, Baya Rahouli ALG 14.19; 11, Simona La Mantia ITA 14.14; 12, Natalya Safronova BLR 14.00

As in the pole vault, which took place across the same days, this event produced the highest ever standard with 12 women achieving the qualifying standard of 14.30. In the first round of the final, Lebedeva hopped 5.31, stepped 4.12 and jumped 5.73 for a world indoor record-equalling total of 15.16. In round two, Aldama spanned 14.90 for second place. The Russian then improved to an outright record of 15.25 (5.32/4.02/5.91), straight after which Smith filled third spot with a Jamaican record of 14.70.

In round four, Devetzi overtook Smith by 2cm and Lebedeva continued her great series with 15.15. The Russian passed her fifth attempt but took to the runway in round six, assured of victory. She clicked again with a third world record, this time 15.36 (5.44/3.98/5.94). That third phase was particularly exceptional, the next best by another woman in Budapest was 5.53 by Martinez.

Qualifying round (14.40 or top 8 to final) (Mar 5)

Group A qualifiers: Martínez 14.81; Lebedeva 14.71; Gay 14.57; Gavrilă 14.48; Safronova 14.30
Non-qualifiers: Olga Vasdhéki GRE 14.25; Huang Qiuyan CHN 14.24; Tereza Marinova BUL 14.13; Carlota Castrejana ESP 14.11; Heli Koivula-Kruger FIN 13.95; Sárka Kaspárková CZE 13.87; Kéné Ndoye SEN 13.77; Yuliana Perez USA 13.50
Group B qualifiers: Smith 14.57; Aldama 14.49; Devetzi 14.48; Mantia 14.45; Govorova 14.32; Rahouli 14.31; Mbango 14.30
Non-qualifiers: Mariana Solomon ROU 14.13; Natalia Kilpeläinen FIN 14.02; Anastasiya Zhuravlyeva UZB 13.92; Camilla Johansson SWE 13.76; Nicole Mladenis AUS 13.31; Tatyana Bocharova KAZ 13.24; Yelena Oleynikova RUS NM

Moscow 2006

Final (Mar 11)

1,	Tatyana Lebedeva	RUS	14.95
2,	Anna Pyatykh	RUS	14.93
3,	Yamilé Aldama	SUD	14.86
4,	Trecia Smith	JAM	14.84
5,	Yargelis Savigne	CUB	14.72
6,	Tereza Marinova	BUL	14.37
7,	Aleksandra Stadnyuk	UKR	14.34
8,	Dana Veldáková	SVK	13.76

A very tight competition saw just 12cm separate first from fourth (the previous seven editions of the event had averaged a corresponding gap of 56cm). Lebedeva won the title with her first jump of 14.95 which she backed it up with 14.92. However, she was threatened by teammate Pyatykh, who jumped a lifetime best of 14.93 in round six (15.079 toe to heel). Aldama won the bronze medal with her second-round 14.86, which just edged outdoor champion Smith's 14.84.

Qualifying round (14.15 or top 8 to final) (Mar 10)

Group A Qualifiers: Savigne 14.52; Lebedeva 14.37; Stadnyuk 14.19; Smith 14.16
Non-qualifiers: Carlota Castrejana ESP 14.14; Keila Costa BRA 14.11; Natalya Safronova BLR 14.00; Anastasiya Juravleva UZB 13.58; Yelena Parfenova KAZ 13.37
Group B Qualifiers: Aldama 14.40; Marinova 14.27; Pyatykh 14.24; Veldáková 14.21
Non-qualifiers: Mabel Gay CUB 13.93; Kéné Ndoye SEN 13.88; Xie Limei CHN 13.75; Mariana Solomon ROU 13.73; Simona La Mantia ITA 13.61

Valencia 2008

Final (Mar 8)

1,	Yargelis Savigne	CUB	15.05
2,	Hrysopiýi Devetzi	GRE	15.00
3,	Marija Šestak	SLO	14.68
4,	Olga Rypakova	KAZ	14.58
5,	Yamilé Aldama	SUD	14.47
6,	Olga Saladukha	UKR	14.32
7,	Olesya Bufalova	RUS	14.31
8,	Xie Limei	CHN	14.13

A medallist in four major championships between 2004 and 2007, Devetzi opened with a Greek indoor record of 14.93. Šestak had produced a jump of 15.08 the previous month, but on this occasion could get no further than 14.68, which was good enough to hold off Rypakova's Asian record 14.58 for the bronze. Also in the first round Savigne reacted to Devetzi's jump with 14.89. The Greek jumper cemented her lead with 15.00 in the fourth round, but World outdoor champion Savigne responded with a fine 15.05 in the final round for victory. "I risked everything in the last jump," said the Cuban. The phase measurements were not taken for the competition's two 15m leaps, but on her 14.93 Devetzi managed 5.33/4.06/5.54.

Qualifying round (14.30 or top 8 to final) (Mar 7)

Qualifiers: Devetzi 14.63; Savigne 14.56; Šestak 14.46; Aldama 14.38; Saladukha 14.34; Bufalova 14.26; Xie 14.25; Rypakova 14.20
Non-qualifiers: Teresa Nzola Meso Ba FRA 14.17; Adelina Gavrilă ROU 14.11; Anna Pyatykh RUS 13.99; Biljana Topić SRB 13.97; Patricia Sarrapio ESP 13.86; Cristina Bujin ROU 13.78; Athanasía Pérra GRE 13.61; Shani Marks USA 13.33; Kaire Leibak EST 13.32; Tânia da Silva BRA 13.03

Doha 2010

Final (Mar 13)

1,	Olga Rypakova	KAZ	15.14
2,	Yargelis Savigne	CUB	14.86
3,	Anna Pyatykh	RUS	14.64
4,	Anastasiya Taranova-Potapova	RUS	14.40
5,	Mabel Gay	CUB	14.30
6,	Dana Veldáková	SVK	14.18
7,	Xie Limei	CHN	14.03
8,	Svetlana Bolshakova	BEL	14.02

The outdoor World Champion Savigne and Asian Champion Rypakova were well clear of the others in the qualifying round. They continued in the same vein in the final, with Savigne opening with 14.71, only to be overtaken by the 14.78 of Rypakova in the next round. The Cuban came back to lead in round five with 14.86, and Rypakova immediately responded with 14.93. With the competition won, the Kazakh then produced a lifetime best of 15.14 to move to third on the indoor all-time list. Behind the top two, Pyatykh reached 14.60, one of her five jumps beyond the best of the fourth-placed jumper.

Qualifying round (14.20 or top 8 to final) (Mar 12)

Qualifiers: Savigne 14.59, Rypakova 14.57, Gay 14.27, Veldáková 14.25, Taranova-Potapova 14.08, Pyatykh 14.04, Bolshakova 13.95, Xie 13.89
Non-qualifiers: Snežana Rodić SLO 13.84, Gisele de Oliveira BRA 13.81, Athanasía Pérra GRE 13.71, Petia Dacheva BUL 13.65, Erica McLain USA 13.54, Aleksandra Kotlyarova UZB & Adelina Gavrilă ROU 13.45, Verónica Davis VEN 13.38, Liliya Kulyk UKR 13.30, Thitima Muangjan THA 13.19, Yamilé Aldama SUD 12.41

Istanbul 2012

Final (Mar 10)

1,	Yamilé Aldama	GBR	14.82
2,	Olga Rypakova	KAZ	14.63
3,	Mabel Gay	CUB	14.29
4,	Yargeris Savigne	CUB	14.28
5,	Kimberly Williams	JAM	14.27
6,	Anna Krylova	RUS	14.21
7,	Li Yanmei	CHN	14.02
8,	Dana Veld'áková	SVK	13.97

Two-time medallist Aldama set a world over-35 best of 14.62 with her first jump in qualifying. She improved in the final with her second round jump of 14.82, her furthest in six years. Rypakova was second with a fifth round 14.63, though her 14.45 in the preceding round measured 14.92 from the point of take-off. Gay edged her teammate Savigne for third 14.29 to 14.28.

For Aldama it was the biggest prize in the colours of a third different nation at these championships. She had previously placed sixth and seventh for Cuba, then won silver and bronze for Sudan.

Qualifying round (14.30 or top 8 to final) (Mar 9)

Group A Qualifiers: Aldama 14.62; Rypakova 14.39; Gay 14.22; Veld'áková 14.21
Non-qualifiers: Marija Šestak SLO 14.05; Victoria Valyukevich RUS 14.00; Niki Panéta GRE 13.98; Aleksandra Kotlyarova UZB 13.95; Baya Rahouli ALG 13.83; Cristina Bujin ROU 13.80; Petia Dacheva BUL 13.65; Xie Limei CHN 13.54; Amanda Smock USA 13.25; Ruslana Tsykhotska UKR 13.21; Patricia Sarrapio ESP NM

Group B Qualifiers: Krylova 14.27; Li 14.23; Williams 14.15; Savigne 14.09

Non-qualifiers: Mayookha Johny IND 13.95; Irina Ektova KAZ 13.70; Kristin Gierisch GER 13.67; Kseniya Dziatsuk BLR 13.66; Adelina Gavrilá ROU 13.65; Hanna Knyazyeva UKR 13.65; Gisele de Oliveira BRA 13.60; Valeriya Kanatova UZB 13.51; Andriana Bánova BUL 13.50; Sevim Sinmez TUR 13.13; Snežana Rodić SLO NM

TRIPLE JUMP

Multiple Medallists:

3	Ashia Hansen	GBR	97-2, 99-1, 03-1
	Tatyana Lebedeva	RUS	01-2, 04-1, 06-1
	Yamilé Aldama	SUD/GBR	04-2, 06-3, 12-1
2	Inessa Kravets	URS/UKR	91-1, 93-1
	Yolanda Chen	RUS	93-2, 95-1
	Inna Lasovskaya	RUS	93-3, 97-1
	Iva Prandzheva	BUL	95-2, 99-2
	Šárka Kašpárková	CZE	97-3, 99-3
	Chrisopiýí Devetzí	GRE	04-3, 08-2
	Anna Pyatykh	RUS	06-2, 10-3
	Yargelis Savigne	CUB	08-1, 10-2
	Olga Rypakova	KAZ	10-1, 12-2

Most Finals:

6	Aldama	CUB/SUD/GBR	97-6, 99-7, 04-2, 06-3, 08-5, 12-1
---	--------	-------------	------------------------------------

Most Appearances:

7	Aldama	CUB/SUD/GBR	97-6, 99-7, 04-2, 06-3, 08-5, 10-19Q, 12-1
	Adelina Gavrilá	ROU	99-12, 01-8, 03-8, 04-7, 08-10Q, 10-15Q, 12-19Q

National Placings:

	1	2	3	4	5	6	7	8	Points
RUS	4	3	2	2	2	2	1	1	92
CUB	1	1	1	1	2	2	1	1	43
BUL	1	2	1	1	-	1	-	1	37
GBR	3	1	-	-	-	-	-	-	31
KAZ	1	1	-	1	-	-	-	-	20
CHN	-	1	1	-	-	-	3	1	20
CZE	-	-	2	1	-	-	1	-	19
UKR	1	-	-	-	-	1	3	1	18
GRE	-	1	1	-	1	-	-	-	17
SUD	-	1	1	-	1	-	-	-	17
JAM	-	-	-	2	1	-	-	1	15
ROU	-	-	-	1	-	2	1	2	15
ITA	-	-	-	1	2	-	-	-	13
CMR	-	1	-	-	-	1	-	-	10
URS	1	-	-	-	-	-	-	-	8
SLO	-	-	1	-	-	-	1	-	8

Women's Triple Jump, continued

National Placings:

	1	2	3	4	5	6	7	8	Points
GER	-	-	-	-	2	-	-	-	8
USA	-	-	1	-	-	-	-	1	7
SEN	-	-	1	-	-	-	-	-	6
ESP	-	-	-	-	-	2	-	-	6
MDA	-	-	-	1	-	-	-	-	5
YUG	-	-	-	1	-	-	-	-	5
SVK	-	-	-	-	-	1	-	2	5
POR	-	-	-	-	1	-	-	-	4
ALG	-	-	-	-	-	-	1	-	2
BEL	-	-	-	-	-	-	-	1	1
Totals	12	12	12	12	12	12	12	12	432

Shot Put

Paris 1985

Straight Final (Jan 18: Non-championship)

1,	Natalya Lisovskaya	URS	20.07
2,	Ines Müller	GDR	19.68
3,	Nunu Abashidze	URS	18.82
4,	Li Meisu	CHN	17.67
5,	Ramona Pagel	USA	17.40
6,	Simone Créantor	FRA	17.10
7,	Gael Martin	AUS	16.71
8,	Carol Cady	USA	15.44

Lisovskaya and Müller took turns in front, but the East German was ahead going into the final round and improved her lead with her final throw. However, she was overtaken by world record holder Lisovskaya, who improved from 19.52 to 20.07 with her last effort.

Indianapolis 1987

Straight Final (Mar 6)

1,	Natalya Lisovskaya	URS	20.52
2,	Ilona Briesenick	GDR	20.28
3,	Claudia Losch	FRG	20.14
4,	Heidi Krieger	GDR	20.00
5,	Natalya Akhrimenko	URS	19.32
6,	Ramona Pagel	USA	19.25
7,	Mihaela Loghin	ROU	18.44
8,	Iris Plotzitzka	FRG	17.97
9,	Judy Oakes	GBR	17.85
10,	Myrtle Augee	GBR	17.85
11,	Peggy Pollock	USA	17.49
12,	Ursula Stäheli	SUI	16.98
13,	Cong Yuzhen	CHN	16.44

Lisovskaya, the 1985 winner, was only third at the start of the final round behind Briesenick and Losch. Just like in Paris, the Russian saved her best for last and passed the German pair.

Budapest 1989

Straight Final (Mar 5)

1,	Claudia Losch	FRG	20.45
2,	Huang Zhihong	CHN	20.25
3,	Christa Wiese	GDR	19.75
4,	Stephanie Storp	FRG	19.63
5,	Heike Hartwig	GDR	19.44
6,	Belsis Laza	CUB	19.32
7,	Sona Vasíková	TCH	18.52
8,	Li Meisu	CHN	18.08
9,	Ramona Pagel	USA	17.71
10,	Connie Price	USA	17.47
11,	Viktória Horváth	HUN	17.10
12,	Agnese Maffei	ITA	16.95
13,	Hanane Ahmed Khaled	EGY	15.05

In the absence of the leading Eastern Europeans, Losch – the 1984 Olympic Champion – led from the first round.

“I had a good feeling since I won the European Champs here in '88,” said Losch.

Seville 1991

Straight Final (Mar 10)

1, Sui Xinmei	CHN	20.54
2, Huang Zhihong	CHN	20.33
3, Natalya Lisovskaya	URS	20.00
4, Stephanie Storp	GER	19.43
5, Belsis Laza	CUB	18.91
6, Kathrin Neimke	GER	18.77
7, Connie Price-Smith	USA	18.59
8, Svetlana Krivelyova	URS	18.58
9, Ramona Pagel	USA	18.09;
10, Mihaela Oana	ROU	17.14;
11, Krystyna Danilczyk	POL	16.04;
Hanane Ahmed Khaled	EGY	DNS

The People's Republic of China took their first world indoor title though Sui Xinmei, who also increased the championship record with her 20.54 in round four. Huang duplicated her 1989 silver, while Lisovskaya picked up her third world indoor medal, a bronze.

Toronto 1993

Straight Final (Mar 14)

1, Svetlana Krivelyova	RUS	19.57
2, Stephanie Storp	GER	19.37
3, Zhang Lihong	CHN	19.32
4, Valentina Fedyushina	UKR	19.07
5, Anna Romanova	RUS	18.94
6, Li Xiaoyun	CHN	18.90
7, Belsis Laza	CUB	18.75
8, Kathrin Neimke	GER	18.50
9, Connie Price-Smith	USA	18.10;
10, Lissette Martinez	CUB	17.47;
11, Mihaela Oana	ROU	17.47

Krivelyova added the World Indoor title to her Olympic title. All five of her valid throws would have been good enough for victory from Storp.

Barcelona 1995

Straight Final (Mar 11)

1, Kathrin Neimke	GER	19.40
2, Connie Price-Smith	USA	19.12
3, Grit Hammer	GER	19.02
4, Zhang Lihong	CHN	18.84
5, Sui Xinmei	CHN	18.81
6, Valentina Fedyushina	UKR	18.48
7, Mihaela Oana	ROU	18.07
8, Judy Oakes	GBR	17.77
9, Nataša Erjavec	SLO	17.41;
10, Corrie de Bruin	NED	16.90;
11, Eileen Vanisi	USA	16.10;
(1), Larisa Peleshenko	RUS	DQ (19.93)

Peleshenko won her first major title at the age of 31 – or so we thought until it was confirmed she had failed an out-of-competition doping test at Huddinge (Sweden) on February 20, 1995. The gold went instead to two-time Olympic medallist Neimke ahead of Price-Smith, who won her country's first shot medal at this level since 1960.

Paris 1997

Final (Mar 8)

1, Vita Pavlysh	UKR	20.00
2, Astrid Kumbennuss	GER	19.92
3, Irina Korzhanenko	RUS	19.49
4, Stephanie Storp	GER	18.80
5, Huang Zhihong	CHN	18.67
6, Connie Price-Smith	USA	18.38
7, Mara Roselen	ITA	18.37
8, Zhang Lihong	CHN	18.29

9, Krystyna Danilczyk POL 18.18; 10, Judy Oakes GBR 17.51; 11, Elisângela Adriano BRA 17.45; 12, Corrie de Bruin NED 17.36

Kumbennuss's win streak of 53 competitions was unexpectedly ended by Pavlysh. The Ukrainian, notably quick across the circle, put precisely 20m in rounds two and six. Kumbennuss replied with a best of 19.92 in round 5. "Frankly speaking," said the winner, "I needed the money, that's why I competed this winter."

Qualifying round (18.10 or top 12 to final) (Mar 8)

Group A qualifiers: Storp 18.49; Adriano 18.31; Price-Smith 17.85; de Bruin 17.70; Zhang 17.36

Non-qualifiers: Katarzyna Żakowicz POL 16.68; Eleni Ouzouni GRE 16.59

Group B qualifiers: Pavlysh 20.22; Kumbennuss 18.80; Korzhanenko 18.71; Danilczyk 18.54; Oakes 18.31; Huang 18.23; Rosolen 17.60

Non-qualifiers: Margarita Ramos ESP 16.88; Valeyta Althouse USA 16.63

Maebashi 1999

Straight Final (Mar 6)

1, Svetlana Krivelyova	RUS	19.08
2, Krystyna Zabawska	POL	19.00
3, Teri Tunks	USA	18.86
4, Connie Price-Smith	USA	18.82
5, Nadine Kleinert	GER	18.51
6, Yumileidi Cumbá	CUB	17.80
7, Li Meisu	CHN	16.63
8, Yoko Toyonaga	JPN	15.73
(1,) Vita Pavlysh	UKR	DQ (r40.1) (21.43);
(2,) Irina Korzhanenko	RUS	DQ (r40.1) (20.56)

At the 1998 European Championships in Budapest, Pavlysh produced the longest women's shot put of the 1990s. In Maebashi she achieved the same feat indoors. Drawn sixth, the Ukrainian opened with 20.72. Her great rival Korzhanenko responded with 20.56, and it looked as if the two of them might have quite a duel. They didn't. Pavlysh's second put was a monster, 21.43. The performance had a negative effect of Korzhanenko, was to produce only one more valid put. Pavlysh, meanwhile, went out to 21.39 in the sixth.

She later declined to comment to the post-event interviewers, but in any case, her glory was short-lived. Both Pavlysh and Korzhanenko failed their doping control tests. They were each banned for two years and so the title went to former champion Krivelyova.

Lisbon 2001

Straight Final (Mar 10)

1, Larisa Peleshenko	RUS	19.84
2, Nadezhda Ostapchuk	BLR	19.24
3, Svetlana Krivelyova	RUS	19.18
4, Nadine Kleinert	GER	18.87
5, Yumileidi Cumbá	CUB	18.61
6, Katarzyna Żakowicz	POL	18.59
7, Cheng Xiaoyan	CHN	18.22
8, Krystyna Zabawska	POL	18.12
9, Yanina Korolchik	BLR	17.52;
10, Connie Price-Smith	USA	17.41;
11, Lee Myung-Sun	KOR	17.09;
12, Yu Xin	CHN	14.55

Korolchik had unexpectedly beaten Peleshenko at the 2000 Olympic Games, but in Lisbon the Russian turned the tables as the Belarusian placed only ninth. It was another Belarus woman, Ostapchuk, who led after round 1 with 19.24. By the third, the 37 year-old Peleshenko took control. She put 19.52 and later improved to 19.84.

After collecting the gold, Peleshenko – well-known as an astrologist – noted that March was her lucky month.

Birmingham 2003

Final (Mar 15)

1, Irina Korzhanenko	RUS	20.55
2, Nadezhda Ostapchuk	BLR	20.31

3,	Astrid Kumbernuss	GER	19.86
4,	Vita Pavlysh	UKR	19.73
5,	Svetlana Krivelyova	RUS	19.57
6,	Yumileidi Cumbá	CUB	19.19
7,	Yanina Korolchik	BLR	18.94
8,	Assunta Legnante	ITA	18.20

Having placed third in 1997 then lost the 1999 title after failing a doping test, Korzhanenko finally won a gold medal. Wearing a heavy bandage on her right knee, she started with 20.14 then beat the championship record with 20.55 in the second. To that point no other woman had bettered 20m, but Ostapchuk followed with 20.31. Kumbernuss held third place with her 19.86 earlier in that round and that's how it stayed to the finish.

"After what happened in 1999," admitted Korzhanenko," it is very important for me to have finished well here today."

Qualifying round (18.45 or top 8 to final) (Mar 15)

Qualifiers: Korolchik 19.12; Korzhanenko 19.10; Pavlysh 18.79; Cumbá 18.71; Krivelyova 18.66; Ostapchuk 18.57; Kumbernuss 18.46; Legnante 18.35

Non-qualifiers: Lieja Tunks NED 18.31; Li Meiju CHN 18.13; Cristiana Checchi ITA 18.08; Song Feina CHN 17.23; Nadine Kleinert GER NM

Budapest 2004

Final (Mar 5)

1,	Svetlana Krivelyova	RUS	19.90
2,	Yumileidi Cumbá	CUB	19.31
3,	Nadine Kleinert	GER	19.05
4,	Krystyna Zabawska	POL	19.00
5,	Li Meiju	CHN	18.69
6,	Misleidys González	CUB	18.41
7,	Nadezhda Ostapchuk	BLR	18.33
(1.)	Vita Pavlysh	UKR	DQ (r40.1) (20.49)

The World Outdoor Champion Krivelyova won a third world indoor gold with her second round put of 19.90. At the time of the final this performance was placed behind that of 1997 winner Pavlysh, who put 20.39 in the second round and 20.49 in the fourth. At Maebashi 1999, Pavlysh had "won" before being stripped of her title and banned for two years because of a doping infraction. She got caught again in Budapest, so the Ukrainian not only lost a second world indoor title but also earned a life ban.

Qualifying round (18.50 or top 8 to Final) (Mar 5)

Group A qualifiers: Krivelyova 19.46; Li 18.76; Kleinert 18.62; Ostapchuk 18.60; González 18.56

Non-qualifiers: Lieja Tunks NED 18.39; Cleopatra Borel TTO 18.19; Cristiana Checchi ITA 18.11; Kristin Heaston USA 17.86; Irini Terzoglou GRE 17.04

Group B qualifiers: Cumbá 19.13; Zabawska 18.42

Non-qualifiers: Natalya Kharaneko BLR 18.34; Valerie Adams NZL 18.22; Assunta Legnante ITA 18.15; Laurence Manfrédi FRA 17.39; Li Fengfeng CHN 17.16; Elisângela Adriano BRA 16.64; Pavlysh DQ (r40.1) (18.88)

Moscow 2006

Final (Mar 12)

1,	Nataliya Khoronoko	BLR	19.84
2,	Nadine Kleinert	GER	19.64
3,	Olga Ryabinkina	RUS	19.24
4,	Petra Lammert	GER	19.21
5,	Yumileidi Cumbá	CUB	18.28
6,	Nadezhda Ostapchuk	BLR	18.13
7,	Jillian Camarena	USA	17.60
8,	Cleopatra Borel-Brown	TTO	17.59

The silver medallist in 2001 and 2003, Ostapchuk was hot favourite to win gold this time, having thrown 20.86 in Minsk on February 24. In Moscow she was nowhere near that form, scraping over 18m only on her last throw after four fouls.

Belarus still triumphed though, through Khoronenko, who had led the qualifiers with 19.33, and took the lead with her winning 19.84 in round two of the final. Kleinert, who had led with 19.26, responded immediately with 19.64. All the medal positions were determined at the halfway point, with Ryabinkina's 19.24 (round 3) just edging Lammert 19.21 (round 2) for bronze.

Qualifying round (18.20 or top 8 to final) (Mar 11)

Qualifiers: Khoronoko 19.33; Ryabinkina 19.01; Ostapchuk 18.98; Cumbá 18.73; Kleinert 18.57; Camarena 18.25; Lammert 18.24; Borel-Brown 17.92

Non-Qualifiers: Chiara Rosa ITA 17.85; Kristin Heaston USA 17.83; Krystyna Zabawska POL 17.53; Olga Ivanova RUS 17.50; Li Ling CHN 16.94

Valencia 2008

Final (Mar 9)

1,	Valerie Vili	NZL	20.19
2,	Nadzeya Ostapchuk	BLR	19.74
3,	Li Meiju	CHN	19.09
4,	Misleidis González	CUB	18.75
5,	Chiara Rosa	ITA	18.68
6,	Christina Schwanitz	GER	18.55
7,	Cleopatra Borel-Brown	TTO	18.47
8,	Anna Omarova	RUS	17.75

Although this was only her second competition ever indoors, Vili, the World Outdoor Champion, was the favourite, and she fulfilled the role excellently, with three throws beyond the best that world leader Ostapchuk could muster. Vili's opening throw of 20.19 was the winner, and while Ostapchuk had three throws of 19.60 or better, she could never quite get on terms with Vili. Li produced an indoor personal best of 19.09 in the last round to take bronze from González.

Qualifying round (18.45 or top 8 to final) (Mar 8)

Qualifiers: Vili 19.72; Schwanitz 18.97; Omarova 18.58; Li 18.55; Ostapchuk 18.46; Rosa 18.38; Borel-Brown 18.34; González 18.32

Non-qualifiers: Denise Hinrichs GER 18.25; Assunta Legnante ITA 18.24; Abigail Ruston USA 17.79; Anna Avdeyeva RUS 17.79; Li Ling CHN 17.76; Jillian Camarena USA 17.66; Helena Engman SWE 16.79; Lin Chia-Ying TPE 15.77

Doha 2010

Final (Mar 14)

1,	Nadezhda Ostapchuk	BLR	20.85
2,	Valerie Vili	NZL	20.49
3,	Nataliya Mikhnevich	BLR	20.42
4,	Anna Avdeeva	RUS	19.47
5,	Nadine Kleinert	GER	19.34
6,	Jillian Camarena	USA	19.34
7,	Misleidis González	CUB	18.77
8,	Gong Lijiao	CHN	18.64
(7.)	Anca Heltne ROU	DQ (r40.8) (18.86)	

Since 2005, Vili and Ostapchuk were the best in the world with the honours usually falling to the New Zealander who had 28 successive wins since losing to the Belarusian in September 2007. After Mikhnevich upset the status quo by throwing 20.42 in the first round, Vili took the lead with 20.45 in the second round. Ostapchuk had opened with 20.24, and then, trying too hard, fouled three times. The Belarusian got things right in the fifth round with a championship record 20.68, and while Vili reacted well with throws of 20.49 and 20.27 it wasn't enough, and Ostapchuk emphasised her good form with a final throw of 20.85.

Qualifying round (18.50 or top 8 to final) (Mar 13)

Qualifiers: Ostapchuk 20.09; Vili 19.81; Gong 18.87; Camarena 18.85; Kleinert 18.77; Mikhnevich 18.67; Avdeeva 18.53; González 18.51

Non-qualifiers: Olga Ivanova RUS 18.42; Liu Xiangrong CHN 18.34; Cleopatra Borel-Brown TTO 18.31; Michelle Carter USA 18.20; Melissa Boekelman NED 17.57; Austra Skujytė LTU 17.55; Mailin Vargas CUB 17.52; Anita Márton HUN 17.34; Heltne DQ (r40.8) (19.10)

Istanbul 2012

Final (Mar 10)

1, Valerie Adams	NZL	20.54
2, Nadezhda Ostapchuk	BLR	20.42
3, Michelle Carter	USA	19.58
4, Jillian Camarena-Williams	USA	19.44
5, Nadine Kleinert	GER	19.29
6, Liu Xiangrong	CHN	18.63
7, Yevgeniya Kolodko	RUS	18.57
8, Irina Tarasova	RUS	18.54

Adams and Ostapchuk had battled for gold at the two preceding championships, with Adams winning in 2008, and the Belarusian in 2010. This time Ostapchuk led with her opening throw of 20.20, with Adams reacting in the next round with 20.48. The Kiwi supported this with a fourth round 20.41. Ostapchuk then closed with 20.42, before Adams finished with a winning 20.54. Behind them the battle for bronze was won by Carter, who threw 19.58 to edge her teammate Camarena-Williams

Qualifying round (18.60 or top 8 to final) (Mar 10)

Qualifiers: Adams 19.43; Ostapchuk 19.26; Camarena-Williams 19.11; Kleinert 19.00; Carter 18.61; Tarasova 18.57; Kolodko 18.52; Liu 18.29

Non-qualifiers: Alena Kopets BLR 17.80; Christina Schwanitz GER 17.58; Misleydis González CUB 17.32; Leyla Rajabi IRI 17.29; Paulina Guba POL 17.15; Jessica Cérival FRA 16.47; Úrsula Ruiz ESP 16.43; Halyna Obleshchuk UKR 16.39; Emel Derehi TUR 16.02; Radoslava Mavrodieva BUL NM

SHOT PUT

Multiple Medallists:

5 Nadezhda Ostapchuk	BLR	01-2, 03-2, 08-2, 10-1, 12-2
4 Svetlana Krivolyova	RUS	93-1, 99-1, 01-3, 04-1
3 Natalya Lisovskaya	URS	85-1, 87-1, 91-3
Valerie Vili/Adams	NZL	08-1, 10-2, 12-1
2 Claudia Losch	FRG	87-3, 89-1
Huang Zhihong	CHN	89-2, 91-2
Irina Korzhanenko	RUS	97-3, 03-1
Astrid Kumbernuss	GER	97-2, 03-3
Nadine Kleinert	GER	04-3, 06-2
Natallia Khoroneko/Mikhnevich	BLR	06-1, 10-3

Most Finals:

7 Ostapchuk		01-2, 03-2, 04-7, 06-6, 08-2, 10-1, 12-2
-------------	--	--

Most Appearances:

7 Connie Price/Smith	USA	89-10, 91-7, 93-9, 95-2, 97-6, 99-4, 01-10
Nadine Kleinert/Schmitt	GER	99-5, 01-4, 03-nm/Q, 04-3, 06-2, 10-5, 12-5
Ostapchuk		01-2, 03-2, 04-7, 06-6, 08-2, 10-1, 12-2

National Placings:

	1	2	3	4	5	6	7	8	Points
GER	2	5	5	6	4	2	-	2	135
RUS	5	-	3	1	2	-	1	2	75
CHN	1	2	2	2	3	2	2	3	69
BLR	2	4	1	-	-	1	2	-	57
USA	-	1	2	2	1	3	2	1	47
CUB	-	1	-	1	3	4	2	-	40
URS	2	-	2	-	1	-	-	1	33
NZL	2	1	-	-	-	-	-	-	23
UKR	1	-	-	2	-	1	-	-	21
POL	-	1	-	1	-	1	-	1	16
ITA	-	-	-	-	1	-	1	1	7
ROU	-	-	-	-	-	-	2	-	4
FRA	-	-	-	-	-	1	-	-	3
TRI	-	-	-	-	-	-	1	1	3
AUS	-	-	-	-	-	-	1	-	2
TCH	-	-	-	-	-	-	1	-	2
GBR	-	-	-	-	-	-	-	1	1
JPN	-	-	-	-	-	-	-	1	1
Totals	15	15	15	15	15	15	15	14	539

Pentathlon

Toronto 1993

(Mar 12: Non-championship)

1, Liliana Năstase	ROU	4686
2, Urszula Włodarczyk	POL	4667
3, Birgit Clarius	GER	4641
4, Irina Tyukhay	RUS	4619
5, Kym Carter	USA	4566
6, Petra Vaidianu	ROU	4394
7, Beatrice Mau	GER	4358
8, DeDe Nathan	USA	4128

9, Kim Vanderhoek CAN 3828; Svetla Dimitrova BUL DNF (2735); Zhu Yuqing CHN DNF (2654); Maria Kamrowska POL DNF (1030); (1,) Irina Belova RUS DQ (4787)

The original winner of the event was Olympic silver medallist Irina Belova, who went into the lead after the long jump. However, she was stripped of her medal following a positive doping test. Her score would have been the second highest in history after her own 4991 in 1992.

Individual marks:

	60h	HJ	SP	LJ	800
Năstase	8.21	1.76	13.88	6.43	2:14.13
Włodarczyk	8.41	1.82	14.52	6.23	2:16.09
Clarius	8.62	1.79	15.52	5.98	2:11.34
Tyukhay	8.32	1.79	13.77	6.45	2:19.79
Carter	8.50	1.88	13.91	5.59	2:10.69
Vaidianu	8.55	1.73	14.65	5.96	2:20.06
Mau	8.57	1.73	13.11	6.06	2:17.23
Nathan	8.58	1.70	13.58	6.10	2:35.39
Vanderhoek	8.92	1.67	12.98	5.89	2:42.79
Dimitrova	8.19	1.67	14.56	DNS	
Zhu	8.53	1.73	13.38	NM	DNS
Kamrowska	8.44	DNS			
Belova	8.20	1.82	13.51	6.45	2:11.11 DQ

Barcelona 1995

(Mar 10)

1, Svetlana Moskalets	RUS	4834
2, Kym Carter	USA	4632
3, Irina Tyukhay	RUS	4622
4, Svetlana Buraga	BLR	4466
5, Liliana Năstase	ROU	4447
6, Mona Steigauf	GER	4445
7, Anzhela Atroshchenko	BLR	4441
8, Sharon Jaklofsky	NED	4434

9, Jamie McNeair USA 4365; 10, Karin Specht GER 4233; 11, Inma Clopes ESP 4052; 12, Marcela Podracká SVK 3642

Moskalets led throughout to become the first official world indoor pentathlon champion. Carter and Tyukhay had a close battle for the silver, which the American clinched with her 800m win.

Individual marks:

	60h	HJ	SP	LJ	800
Moskalets	8.20	1.88	14.41	6.55	2:19.78
Carter	8.37	1.79	14.82	6.11	2:15.34
Tyukhay	8.33	1.79	13.91	6.55	2:22.49
Buraga	8.27	1.73	13.43	6.34	2:22.15
Năstase	8.30	1.70	13.89	6.20	2:19.40
Steigauf	8.34	1.79	11.88	6.17	2:16.48
Atroshchenko	8.71	1.73	13.06	6.48	2:18.26
Jaklofsky	8.34	1.73	13.21	6.46	2:25.04
McNeair	8.25	1.76	12.81	5.91	2:19.76
Specht	8.60	1.82	11.89	5.87	2:23.90
Clopes	8.85	1.73	12.90	5.74	2:27.24
Podracká	8.81	1.76	13.96	4.17	2:35.47

Paris 1997

(Mar 7)

1, Sabine Braun	GER	4780
2, Mona Steigauf	GER	4681
3, Kym Carter	USA	4627

4,	Urszula Włodarczyk	POL	4613
5,	Tatyana Gordeyeva	RUS	4575
6,	Eunice Barber	SLE	4558
7,	DeDee Nathan	USA	4513
8,	Marie Collonvillé	FRA	4225

9, Karin Periginelli ITA 4223; 10, Svetlana Kazanina KAZ 4216; Tiia Hautala FIN DNF (3464); Remigija Nazarovienė LTU DNF (2843)

European outdoor Champion Braun produced her best form in years, starting with a world pentathlon best of 8.11 in the 60m hurdles. The German placed second in the next three disciplines, though cut it fine in the long jump, There she managed only 4.24 then a foul, before clicking with 6.40. This meant she could afford to finish last in her 800m heat yet still win by 99 points. Braun's team-mate Steigauf placed second, while Carter improved from 5th to 3rd after her 800m run.

Individual marks:

	60h	HJ	SP	LJ	800
Braun	8.11	1.86	14.39	6.40	2:19.74
Steigauf	8.23	1.83	12.98	6.47	2:17.00
Carter	8.36	1.83	15.48	5.68	2:13.32
Włodarczyk	8.40	1.83	14.23	6.17	2:18.26
Gordeyeva	8.79	1.92	13.55	6.10	2:18.40
Barber	8.39	1.80	13.05	6.35	2:18.17
Nathan	8.61	1.83	14.22	6.09	2:20.43
Collonvillé	8.78	1.77	11.78	5.78	2:14.62
Periginelli	8.67	1.68	12.67	5.87	2:14.69
Kazanina	9.23	1.80	12.18	5.94	2:16.46
Hautala	8.47	1.74	13.31	5.80	DNS
Nazarovienė	8.20	1.80	13.81	NM	DNS

Maebashi 1999**(Mar 5)**

1,	DeDee Nathan	USA	4753
2,	Irina Belova	RUS	4691
3,	Urszula Włodarczyk	POL	4596
4,	Remigija Nazarovienė	LTU	4505
5,	Jane Jamieson	AUS	4490
6,	Nathalie Teppe	FRA	4472
7,	Natalya Roshchupkina	RUS	4382
8,	Mona Steigauf	GER	4380

Nathan, familiarly known as DeDee, but entered under her passport name of LaShundra, had a spectacular start. She set a personal best in the hurdles and two more in the high jump, winning both events. In the shot put she had two fouls before putting 15.10, compared with her best ever of 15.16.

After three events, the American's lead was 166 points. A respectable long jump of 6.24 gave her a very comfortable cushion of eight seconds from Włodarczyk prior to the 800m. She held the Pole by less than one second, while Belova's win moved her into second place.

Individual marks:

	60h	HJ	SP	LJ	800
Nathan	8.26	1.86	15.10	6.24	2:18.98
Belova	8.38	1.74	13.76	6.45	2:09.29
Włodarczyk	8.32	1.80	14.39	6.20	2:19.62
Nazarovienė	8.41	1.77	14.81	6.02	2:20.06
Jamieson	8.66	1.83	13.94	6.08	2:19.64
Teppe	8.67	1.77	14.01	6.27	2:20.08
Roshchupkina	8.61	1.77	13.85	5.98	2:20.18
Steigauf	8.30	1.77	12.68	5.98	2:19.62

Lisbon 2001**(Mar 9)**

1,	Natalya Sazanovich	BLR	4850
2,	Yelena Prokhorova	RUS	4711
3,	Karin Ertl	GER	4678
4,	Natalya Roshchupkina	RUS	4664
5,	Sabine Braun	GER	4646
6,	Anzhela Kinet	TUR	4558

7,	Līga Kļaviņa	LAT	4334
8,	Urszula Włodarczyk	POL	3434

Sazanovich compiled the third-highest score in history after winning three of the five events. Her performances in the long jump and shot constituted pentathlon championship records. The Belarusian held a lead of 235 before the 800m, which was just as well, because she finished an exhausted sixth in 2:23.20. Winning that race was Prokhorova, who moved up from fifth to second spot in the overall standings.

Individual marks:

	60h	HJ	SP	LJ	800
Sazanovich	8.25	1.80	16.31	6.69	2:23.20
Prokhorova	8.46	1.77	14.03	6.42	2:09.85
Ertl	8.51	1.83	14.79	6.34	2:18.48
Roshchupkina	8.60	1.83	14.43	6.08	2:10.61
Braun	8.32	1.80	14.37	6.27	2:17.45
Kinet	8.45	1.77	13.04	6.19	2:10.90
Kļaviņa	8.52	1.89	13.78	6.17	2:42.24
Włodarczyk	8.79	1.74	13.73	5.84	DNF

Birmingham 2003**(Mar 14)**

1,	Carolina Klüft	SWE	4933
2,	Natalya Sazanovich	BLR	4715
3,	Marie Collonvillé	FRA	4644
4,	Sonja Kesselschläger	GER	4498
5,	Naide Gomes	POR	4476
6,	Katja Keller	GER	4430
7,	Marina Brezgina	UKR	4313
	Anzhela Atroshchenko	TUR	DNF (1801)

There was no stopping Carolina Klüft, the reigning World Junior Champion. She won the first two events with indoor personal bests and although beaten by defending champion Sazanovich in the third, the Swede was ecstatic with her 14.48 shot compared with her previous best of 13.78.

After three events, Klüft was 47 points ahead and this was stretched to 89 after another personal best (6.61) in the long jump. The 20 year-old Swede needed to run 2:11.45 in the 800m to break the world record. She tried, leading through 200m in 31.87, 400m in 65.67 and 600m in 1:41.44. Klüft was overtaken by Collonvillé before the finish and fell short of her target, but still won with the second-highest score in history.

Individual marks:

	60h	HJ	SP	LJ	800
Klüft	8.19	1.89	14.48	6.61	2:15.58
Sazanovich	8.29	1.83	15.17	6.50	2:25.04
Brezgina	8.32	1.77	12.38	6.02	2:23.80
Kesselschläger	8.37	1.77	14.05	6.15	2:20.41
Keller	8.45	1.74	12.68	6.35	2:19.25
Gomes	8.50	1.83	13.44	6.24	2:24.60
Collonvillé	8.56	1.86	12.87	6.40	2:15.06
Atroshchenko	8.71	1.68	DNS		

Budapest 2004**(Mar 5)**

1,	Naide Gomes	POR	4759
2,	Natalya Dobrynska	UKR	4727
3,	Austra Skujytė	LTU	4679
4,	Karin Ruckstuhl	NED	4640
5,	Tia Hellebaut	BEL	4526
6,	Irina Butor	BLR	4315
7,	Larisa Netšeporuk	EST	4227
8,	Kim Schiemenz	USA	4012

The 2002 European indoor silver medallist Gomes became World Indoor Champion without winning any of the five disciplines. Personal bests in the high jump and shot took her into a lead of 56 points, and after a strong long jump of 6.45 she held a four-second advantage over

Dobrynska before the 800m. The Ukrainian did manage to cut the former São Tome's athlete lead in half, but the overall order after five events was actually unaffected by the result of the last event.

Individual marks:

	<u>60h</u>	<u>HJ</u>	<u>SP</u>	<u>LJ</u>	<u>800</u>
Gomes	8.48	1.88	15.08	6.45	2:21.69
Dobrynska	8.48	1.82	15.39	6.43	2:19.45
Skujytė	8.69	1.79	16.30	6.38	2:20.24
Ruckstuhl	8.39	1.82	13.21	6.57	2:19.92
Hellebaut	8.61	1.91	12.39	6.11	2:18.53
Butor	8.59	1.76	13.31	5.99	2:22.07
Netšeporuk	8.78	1.70	13.46	6.08	2:22.91
Schiemenz	8.85	1.67	13.15	5.58	2:22.27

Moscow 2006**(Mar 10)**

1,	Lyudmila Blonska	UKR	4685
2,	Karin Ruckstuhl	NED	4607
3,	Olga Levenkova	RUS	4579
4,	Sonja Kesselschläger	GER	4574
5,	Yuliya Ignatkina	RUS	4459
6,	Svetlana Ladokhina	RUS	4374
7,	Olga Rypakova	KAZ	4368
8,	Hyleas Fountain	USA	4205

In her first major championship since a doping suspension, Blonska won the title by 78 points from Ruckstuhl. Blonska won two events, while Ruckstuhl was never worse than fourth in any of the five events. Kesselschläger won the 800m, but was not quite far enough ahead of Levenkova to wrest the bronze from the Russian.

Individual marks:

	<u>60h</u>	<u>HJ</u>	<u>SP</u>	<u>LJ</u>	<u>800</u>
Blonska	8.29	1.87	12.43	6.50	2:19.62
Ruckstuhl	8.47	1.81	13.64	6.33	2:16.72
Levenkova	8.55	1.78	13.20	6.44	2:15.12
Kesselschläger	8.62	1.78	13.69	6.34	2:14.45
Ignatkina	8.65	1.78	13.81	6.25	2:20.68
Ladokhina	8.61	1.72	14.62	6.06	2:21.84
Rypakova	8.84	1.87	12.18	6.17	2:23.09
Fountain	8.47	1.72	12.76	6.31	2:33.85

Valencia 2008**(Mar 7)**

1,	Tia Hellebaut	BEL	4867
2,	Kelly Sotherton	GBR	4852
3,	Anna Bogdanova	RUS	4753
4,	Nataliya Dobrynska	UKR	4742
5,	Austra Skujytė	LTU	4655
6,	Karolina Tymirńska	POL	4580
7,	Tatyana Chernova	RUS	4543
8,	Lyudmila Blonska	UKR	4474

The world outdoor bronze medallist Sotherton led after the hurdles, but the key event turned out to be the high jump. The European Champion at that event, Hellebaut, produced a world multi-events record jump of 1.99 and move 162 points ahead. In the shot put Dobrynska set a further world indoor championship heptathlon record of 17.18 while both Hellebaut and Sotherton set personal bests. The Belgian's lead (over Skujytė) was cut to 86.

In the long jump Sotherton missed a chance to close the gap substantially when she fouled twice and ended up with a "safe" 6.45 while the Belgian was near to her very best at 6.41. Before the 800m Hellebaut led Sotherton by 107 points, which represented a margin of 7.7 seconds. Sotherton sped off in the wake of Tymirńska but Hellebaut stayed within range, though ran herself to a standstill to win overall by just 15 points. "It was so close in the end I really did not know if it would be me or Kelly," said the winner, who was beaten by the Briton in all events except the high jump.

Individual marks:

	<u>60h</u>	<u>HJ</u>	<u>SP</u>	<u>LJ</u>	<u>800</u>
Hellebaut	8.54	1.99	13.85	6.41	2:16.42
Sotherton	8.25	1.81	14.57	6.45	2:09.95
Bogdanova	8.39	1.84	14.56	6.38	2:15.67
Dobrynska	8.63	1.75	17.18	6.31	2:15.69
Skujytė	8.84	1.81	17.00	6.22	2:21.23
Tymirńska	8.65	1.72	14.30	6.22	2:08.64
Chernova	8.64	1.81	13.11	6.28	2:14.96
Blonska	8.57	1.78	14.12	6.31	2:23.92

Doha 2010**(Mar 13)**

1,	Jessica Ennis	GBR	4937
2,	Natalya Dobrynska	UKR	4851
3,	Tatyana Chernova	RUS	4762
4,	Hyleas Fountain	USA	4753
5,	Antoinette Nana Djimou Ida	FRA	4618
6,	Karolina Tymirńska	POL	4575
7,	Marina Goncharova	RUS	4416
8,	Aiga Grabuste	LAT	4013

Ennis, the 2009 Heptathlon World Champion, consolidated her position as the best all-round athlete, leading from the opening event with her 8.04 hurdles. She stayed in the lead throughout the competition, producing a championship record of 4937, just ahead of Klüft's 4933 in 2003. Ennis won two of the five events, and was second in two others, including the long jump where she produced a lifetime best of 6.44. Dobrynska was a solid second, and though Fountain equalled the US record, she was pipped for the bronze by Chernova who closed a gap of 99 points in the 800m.

Individual marks:

	<u>60h</u>	<u>HJ</u>	<u>SP</u>	<u>LJ</u>	<u>800</u>
Ennis	8.04	1.90	14.01	6.44	2:12.55
Dobrynska	8.50	1.84	16.43	6.33	2:14.85
Chernova	8.51	1.78	14.54	6.62	2:13.19
Fountain	8.20	1.87	14.06	6.46	2:21.02
Djimou Ida	8.26	1.84	13.72	6.34	2:22.64
Tymirńska	8.48	1.72	14.38	6.19	2:11.16
Goncharova	8.56	1.78	13.78	5.92	2:17.69
Grabuste	8.94	1.63	12.33	6.05	2:23.84

Istanbul 2012**Final Standings (Mar 9)**

1,	Nataliya Dobrynska	UKR	5013WR
2,	Jessica Ennis	GBR	4965
3,	Austra Skujytė	LTU	4802
4,	Karolina Tymirńska	POL	4725
5,	Tatyana Chernova	RUS	4725
6,	Yekaterina Bolshova	RUS	4639
7,	Hanna Melnychenko	UKR	4623
8,	Yana Maksimava	BLR	4601

Defending champion Ennis led the way, clocking a world pentathlon best 7.91 in the hurdles, which would have won silver in the individual event at Istanbul. All her principal rivals performed well, as they did in the high jumper which Skujytė (1.90) won from Ennis (1.87). After two events the Briton was 109 points ahead on 2217. In Doha her corresponding figures were 75 and 2226.

Ennis then produced a shot personal best of 14.79, but her lead was cut to 11 points from Skujytė (16.26). The event was actually won by Dobrynska (16.51) who also moved into range of the leaders. The long jump decided the medals, as Dobrynska jumped an excellent 6.57 (6.70 from takeoff), Skujytė a reasonable 6.24 and Ennis a poor 6.19. That result reversed the order of the top three so that Dobrynska led with 4065 from Skujytė 3978 and Ennis 3972.

The Ukrainian was 35 points up on the 20 year-old world record schedule of Irina Belova and needed an 800m of 2:12.69 to break the record of 4991. Ennis needed to beat Dobrynska by 6.5 seconds to win while Skujytė's title chances were dismissed as she was not a strong

800m runner. Ennis won the race in a Pentathlon championship best of 2:08.09, but Dobrynska stayed near with her personal best of 2:11.15. As the final results were computed, Ennis briefly and misleadingly appeared first on the scoreboard with her Commonwealth record of 4965. But the title had gone to Dobrynska, whose winning and world record score of 5013 appeared shortly after.

Individual marks:

	60h	HJ	SP	LJ	800
Dobrynska	8.38	1.84	16.51	6.57	2:11.15
Ennis	7.91	1.87	14.79	6.19	2:08.09
Skujytė	8.57	1.90	16.26	6.24	2:19.99
Tymińska	8.52	1.72	14.68	6.49	2:08.25
Chernova	8.29	1.84	13.90	6.25	2:13.23
Bolshova	8.62	1.87	12.07	6.52	2:14.43
Melnychenko	8.45	1.84	13.29	6.27	2:15.53
Maksimava	8.80	1.90	14.85	5.80	2:14.25

PENTATHLON
Multiple Medallists:

3	Natalya Dobrynska	UKR	04-2, 10-2, 12-1
2	Urszula Włodarczyk	POL	93-2, 99-3
	Kym Carter	USA	95-2, 97-3
	Natalya Sazanovich	BLR	01-1, 03-2
	Austra Skujytė	LTU	04-3, 12-3
	Jessica Ennis	GBR	10-1, 12-2

Most Top Eight / Most Appearances:

4	Włodarczyk	93-2, 97-4, 99-3, 01-8
	Dobrynska	04-2, 08-4, 10-2, 12-1

National Placings:

	1	2	3	4	5	6	7	8	Points
RUS	1	2	4	2+1=	2	2	3	-	80.5
GER	1	1	2	2	1	2	1	1	50
UKR	2	2	-	1	-	-	2	1	40
USA	1	1	1	1	1	-	1	3	35
POL	-	1	1	1+1=	-	2	-	1	29.5
BLR	1	1	-	1	-	1	1	1	26
GBR	1	2	-	-	-	-	-	-	22
LTU	-	-	2	1	1	-	-	-	21
ROU	1	-	-	-	1	1	-	-	15
FRA	-	-	1	-	1	1	-	1	14
NED	-	1	-	1	-	-	-	1	13
BEL	1	-	-	-	1	-	-	-	12
POR	1	-	-	-	1	-	-	-	12
SWE	1	-	-	-	-	-	-	-	8
AUS	-	-	-	-	1	-	-	-	4
SLE	-	-	-	-	-	1	-	-	3
TUR	-	-	-	-	-	1	-	-	3
LAT	-	-	-	-	-	-	1	1	3
EST	-	-	-	-	-	-	1	-	2
KAZ	-	-	-	-	-	-	1	-	2
Totals	11	11	11	10+2=	10	11	11	10	395

3000 Metres Walk
Paris 1985
Straight Final (Jan 18: Non-championship)

1,	Giuliana Salce	ITA	12:53.42
2,	Yan Hong	CHN	13:05.56
3,	Ann Peel	CAN	13:06.97
4,	Dana Vavracová	TCH	13:29.06
5,	Ann Jansson	SWE	13:47.18
6,	Teresa Vaill	USA	13:59.56
7,	Suzanne Griesbach	FRA	14:22.21
8,	Synnøve Olsen	NOR	14:22.40
9,	Karin Jensen	DEN	14:40.59
10,	Ingrid Adam	FRG	14:54.67

Salce won from the front in a time only she had ever bettered indoors. Her final lap took just 41.78.

Indianapolis 1987
Straight Final (Mar 6)

1,	Olga Krishtop	URS	12:05.49WR
2,	Giuliana Salce	ITA	12:36.76
3,	Ann Peel	CAN	12:38.97

4,	Dana Vavracová	TCH	12:47.49
5,	Emilia Cano	ESP	13:02.41
6,	Ann Jansson	SWE	13:04.29
7,	Mirva Hämäläinen	FIN	13:08.42
8,	Maryanne Torrellas	USA	13:10.30

9, Shi Xiaoling CHN 13:14.55; 10, Kjersti Tesse NOR 13:18.35; 11, María Colín MEX 13:23.45; 12, Teresa Palacios ESP 13:28.09; 13, Teresa Vaill USA 13:32.82; 14, Suzanne Griesbach FRA 13:33.33; 15, Sue Cook AUS 13:45.75; 16, Graciela Mendoza MEX 14:01.21; 17, Alison Baker CAN 14:22.75; Kerry Saxby AUS & Chen Zhimin CHN DQ

Saxby set a pace even faster than during her world outdoor best of 12:20.07. Only Krishtop could stay in touch. The Australian passed 1000m in 4:00.24 and 2000m in 8:04.66, but Krishtop proved stronger, and led at the bell.

Disaster struck Saxby on the bell lap when she was disqualified, leaving the 29 year-old Siberian to win and improve the world record by a margin of 26.08.

Budapest 1989
Final (Mar 4)

1,	Kerry Saxby	AUS	12:01.65WR
2,	Beate Anders	GDR	12:07.73
3,	Ileana Salvador	ITA	12:11.33
4,	Nadezhda Ryashkina	URS	12:12.98
5,	Anikó Szabenczy	HUN	12:27.20
6,	Andrea Alföldi	HUN	12:31.66
7,	Ann Peel	CAN	12:32.34
8,	Olga Sánchez	ESP	12:34.02

9, Dana Vavracová TCH 12:40.51; Reyes Sobrino ESP DQ

Anders suddenly built up a lead of 25m at the start of the second kilometre, but she was gradually reeled in by a cautious Saxby, keen to avoid a repeat of her 1987 fate. On the 11th lap, the Australian caught Anders but stayed behind until the final 600m, where she went ahead and on to a world record.

First round (First 3 & 4 fastest to final) (Mar 3)

Heat 1: 1, Ryashkina 12:20.28; 2, Anders 12:22.22; 3, Sobrino 12:27.82; 4, Peel 12:36.46; 5, Alföldi 12:47.70; 6, Beverley Hayman AUS 13:06.61; 7, Andrea Brückmann FRG 13:21.72

Heat 2: 1, Salvador 12:41.12; 2, Saxby 12:41.55; 3, Szabenczy 12:45.93; 4, Sánchez 12:50.87; 5, Vavracová 12:52.01; 6, Teresa Vaill USA 12:52.39; Alison Baker CAN & Valeriya Todorova BUL DQ

Seville 1991
Final (Mar 9)

1,	Beate Anders	GER	11:50.90WR
2,	Kerry Saxby	AUS	12:03.21
3,	Ileana Salvador	ITA	12:07.67
4,	Olga Kardapoltseva	URS	12:07.70
5,	Yelena Nikolayeva	URS	12:09.60
6,	Emilia Cano	ESP	12:40.87
7,	Olga Sánchez	ESP	12:54.40
8,	Zuzana Zemková	TCH	12:59.85

9, Victoria Herazo USA 13:09.90; 10, Myriam Ramón ECU 13:24.95; Kathrin Born GER & Anna-Rita Sidoti ITA DQ

The unified German team collected their first ever gold medal when Anders swept into the lead, tracked by Saxby, and drew away from her opponents. Anders, who lowered the world record to 11:55.99 the previous month, had an eight metre lead at 1000m (3:55.17). She was further ahead at 2000m (7:53.00) and had a 45m lead from Saxby at the bell. When the winner crossed the line the clock read 11:49.61 but this was corrected to 11:50.90, still easily a world record.

First round (First 4 & 4 fastest to final) (Mar 8)

Heat 1: 1, Salvador 12:33.23; 2, Nikolayeva 12:34.73; 3, Anders 12:35.27; 4, Sánchez 12:47.80; 5, Zemková 13:05.89; 6, Herazo 13:15.99; Viera Toporek AUT DQ; Janice McCaffrey CAN, Mária Rószka HUN & Sari Essayah FIN DQ

Heat 2: 1, Sidoti 13:05.10; 2, Kardapoltseva 13:05.43; 3, Born 13:05.47; 4, Saxby 13:06.38; 5, Cano 13:16.06; 6, Ramón 13:25.13; 7, Alison Baker CAN 13:53.21; Kamila Holpuchová TCH & Ildikó Ilyés HUN DQ

Toronto 1993

Final (Mar 13)

1, Yelena Nikolayeva	RUS	11:49.73
2, Kerry Junna-Saxby	AUS	11:53.82
3, Ileana Salvador	ITA	11:55.35
4, Beate Anders	GER	11:57.14
5, Yelena Arshintseva	RUS	12:01.22
6, Anna-Rita Sidoti	ITA	12:04.16
7, Sari Essayah	FIN	12:06.10
8, Madelein Svensson	SWE	12:18.10
9, Sada Buksnienė LTU	12:40.18;	Debbi Lawrence USA DQ

Nikolayeva not only won with a championship record but also became the first Russian to win a world title since the separate ex-USSR Republics became IAAF members. Her winning time was the second-fastest ever.

She outwalked Junna-Saxby in the last 400m, leaving the Australian with her second consecutive silver medal.

First round (First 3 & 4 fastest to final) (Mar 12)

Heat 1: 1, Salvador 12:20.24; 2, Arshintseva 12:20.42; 3, Lawrence 12:20.79; 4, Svensson 12:21.53; 5, Buksnienė 12:30.56; 6, Alison Baker CAN 12:33.62; 7, Simone Thust GER 13:06.06; 8, Zuzana Zemková SVK 13:43.89

Heat 2: 1, Nikolayeva 12:15.43; 2, Junna-Saxby 12:16.90; 3, Anders 12:22.57; 4, Sidoti 12:26.12; 5, Essayah 12:27.38; 6, Janice McCaffrey CAN 12:56.71; 7, Victoria Herazo USA 13:08.74; 8, Julie Drake GBR 13:12.01; 9, Hilde Gustavsen NOR 13:20.95

3000 METRES WALK

Multiple Medallists:

3 Kerry Saxby	AUS	89-1, 91-2, 93-2
Ileana Salvador	ITA	89-3, 91-3, 93-3
2 Ann Peel	CAN	85-3, 87-3
Giuliana Salce	ITA	85-1, 87-2
Beate Anders	GDR/GER	89-2, 91-1

Most Finals:

3 Peel		
Dana Vavracová	TCH	85-4, 87-4, 89-9
Anders		89-2, 91-1, 93-4
Saxby		
Salvador		
2 Ann Jansson	SWE	85-5, 87-6
Salce		
Emilia Cano	ESP	87-5, 91-6
Olga Sanchez	ESP	89-8, 91-7
Yelena Nikolayeva	URS/RUS	91-5, 93-1
Annarita Sidoti	ITA	91-dq, 93-6

Most Appearances:

4 Alison Baker	CAN	87-17, 89-dq/h2, 91-7h2, 93-6h1
Kerry Saxby	AUS	87-dq, 89-1, 91-2, 93-2
3 Ann Peel	CAN	85-3, 87-3, 89-7
Teresa Vaill	USA	85-6, 87-13, 89-6h2
Dana Vavracová	TCH	85-4, 87-4, 89-9
Beate Anders	GDR/GER	89-2, 91-1, 93-4
Ileana Salvador	ITA	89-3, 91-3, 93-3

National Placings:

	1	2	3	4	5	6	7	8	Points
ITA	1	1	3	-	-	1	-	-	36
AUS	1	2	-	-	-	-	-	-	22
URS	1	-	-	2	1	-	-	-	22
GER	1	1	-	1	-	-	-	-	20
CAN	-	-	2	-	-	-	1	-	14
RUS	1	-	-	-	1	-	-	-	12
TCH	-	-	-	2	-	-	-	1	11
ESP	-	-	-	-	1	1	1	1	10
SWE	-	-	-	-	1	1	-	1	8
CHN	-	1	-	-	-	-	-	-	7
HUN	-	-	-	-	1	1	-	-	7
USA	-	-	-	-	-	1	-	1	4
FIN	-	-	-	-	-	-	2	-	4
FRA	-	-	-	-	-	-	1	-	2
NOR	-	-	-	-	-	-	-	1	1
Totals	5	5	5	5	5	5	5	5	180

Event discontinued after 1993

4 x 400 Metres Relay

Seville 1991

Straight Final (Mar 10)

1, Germany	3:27.22WR
2, USSR	3:27.95
3, United States	3:29.00
4, Spain	3:31.86
5, France	3:34.05

The USSR fielded the same team which had set a world record in Paris (3:28.80) two weeks earlier. They ran even quicker in Seville, but were beaten by an inspired German quartette.

Spain took an early lead through Myers and Merino, but were caught by the USSR and Germany on the third leg. Individual fourth placer Yurchenko faced European outdoor Champion Grit Breuer on the anchor, and had no answer when the German surged past in the last 50m.

Teams & unofficial splits where known

GER	Sandra Seuser 53.4, Kathrin Schreiter 51.7, Annett Hesselbarth 51.8, Grit Breuer 50.4
URS	Marina Shmonina 53.0, Lyudmila Dzhigalova 51.9, Margarita Ponomaryova 51.9, Aelita Yurchenko 51.2
USA	Terry Dendy 53.7, Lillie Leatherwood 52.9, Jearl Miles 52.2, Diane Dixon 50.2
ESP	Sandra Myers, Julia Merino, Gregoria Ferrer, Esther Lahoz
FRA	Elsa Devassoigne, Marie Christine Cazier-Ballo, Evelyne Elien, Viviane Dorsile

Toronto 1993

Straight Final (Mar 13)

1, Jamaica	3:32.32
2, United States	3:32.50
(1.) Russia	DQ (3:28.90)
(3.) Canada	DQ (3:34.2)

A comfortable win by Russia was annulled when Shmonina failed a doping test. It would have been Russia's second world title after that of Nikolayeva in the walk. Instead, Sandie Richards claimed her second gold of the weekend.

Teams & unofficial splits

JAM	Deon Hemmings 53.9, Beverley Grant 53.9, Cathy Rattray-Williams 52.8, Sandie Richards 51.7
USA	Trevaia Williams 54.4, Terri Dendy 52.6, Dyan Webber 54.1, Natasha Kaiser-Brown 51.4
RUS	Marina Shmonina DQ (52.37), Tatyana Alekseyeva 51.57, Yelena Andreyeva 52.70, Yelena Ruzina 52.25
CAN	Rosey Edeh 54.1, Donald Duprey 52.7, Alanna Yakiwchuk 53.6, France Gareau 53.8

Barcelona 1995

Straight Final (Mar 12)

1, Russia	3:29.29
2, Czech Republic	3:30.27
3, United States	3:31.43
4, Great Britain & NI	3:35.39
5, PR of China	3:39.76

Russia, anchored by European Champion Goncharenko, won easily from the Czech Republic and the USA. Half of the silver medal winning team were coached by world individual record holder Jarmila Kratochvílová.

Teams & unofficial splits

RUS	Tatyana Chebykina 52.67, Yelena Ruzina 52.68, Yekaterina Kulikova 52.62, Svetlana Goncharenko 51.32
CZE	Nadia Kostoválová 53.19, Helena Džurová 52.71, Hana Benešová 52.40, Ludmila Formanová 51.97
USA	Nelrae Pasha 54.11, Tanya Dooley 52.58, Kim Graham 52.78, Flirtisha Harris 51.96

GBR	Melanie Neef 53.03, Susan Earnshaw 53.27, Alison Curbishley 54.58, Stephanie McCann 54.51
CHN	Lu Xifang 55.16, Ma Yuqin 55.38, Cao Chunying 54.88, Zhang Hengyun 54.34

Paris 1997

Final (Mar 9)

1,	Russia	3:26.84WR
2,	United States	3:27.66
3,	Germany	3:28.39
4,	Czech Republic	3:28.47
5,	Ukraine	3:30.43
6,	Great Britain & NI	3:32.25

The teams were closely matched at the first changeover with Britain in a narrow lead. Goncharenko, who won the individual 200m bronze, then made a huge difference with her 51.28 split on the second leg. That put Russia out of range of even the United States, for whom Miles Clark anchored with the fastest stage of the race, 50.25. The Russian quartette earned themselves a total of \$110,000 for winning and breaking the world record which had been set at the 1991 championships by Germany. That team included Grit Breuer, and she took another medal for her country by pipping the Czechs for the bronze.

Teams & unofficial splits

RUS	Tatyana Chebykina 52.97, Svetlana Goncharenko 51.28, Olga Kotlyarova 51.45, Tatyana Alekseyeva 51.14
USA	Shanelle Porter 52.81, Natasha Kaiser-Brown 52.25, Anita Howard 52.35, Jearl Miles Clark 50.25
GER	Anja Rucker 52.62, Anke Feller 52.67, Heike Meissner 51.57, Grit Breuer 51.53
CZE	Naděžda Košťovalová 53.35, Ludmila Formanová 52.40, Helena Fuchsová 52.20, Hana Benešová 50.52
UKR	Tatyana Movchan 52.70, Aelita Yurchenko 52.98, Galina Misiruk 52.66, Olga Moroz 52.09
GBR	Phylis Smith 52.52, Sally Gunnell 53.05, Michelle Thomas 54.21, Donna Fraser 52.47

First round (First 2 and 2 fastest to final) (Mar 8)

Heat 1: 1, Germany 3:31.56; 2, Great Britain & NI 3:35.36; (Non-qualifier) 3, France 3:35.39

Teams & unofficial splits

GER	Anja Knippel 53.83, Anke Feller 52.95, Heike Meissner 51.97, Anja Rucker 52.81
GBR	Michelle Thomas 54.48, Jenny Stoute 53.62, Donna Fraser 53.57, Sally Gunnell 53.69
FRA	Marieline Scholent 54.22, Sandrine Thiébaud 53.12, Nicole Delars 54.28, Marie-Françoise Opheltès 53.77

Heat 2: 1, Russia 3:29.85; 2, Ukraine 3:31.11; 3, Czech Republic 3:31.23; 4, United States 3:31.87 (All qualified)

Teams & unofficial splits

RUS	Tatyana Chebykina 52.89, Natalya Sharova 52.07, Yekaterina Bakhvalova 53.67, Tatyana Alekseyeva 51.22
UKR	Tatyana Movchan 52.95, Aelita Yurchenko 52.04, Galina Misiruk 54.13, Olga Moroz 51.99
CZE	Naděžda Košťovalová 53.50, Ludmila Formanová 52.00, Helena Fuchsová 53.60, Hana Benešová 52.13
USA	Anita Howard 53.78, Carlette Guidry 51.76, Natasha Kaiser-Brown 53.66, Shanelle Porter 52.67

Maebashi 1999

Straight Final (Mar 7)

1,	Russia	3:24.25WR
2,	Australia	3:26.87
3,	United States	3:27.59
4,	Germany	3:29.06
5,	Jamaica	3:30.16
6,	Japan	3:41.47

For the second successive World Indoor Championships, Russia lowered the world record. Once again the key to the win and the record was the running of Goncharenko. The Maebashi 200m silver medallist was already in a comfortable lead when she received the baton after Chebykina's 51.68 opener. Goncharenko flew round the double-lap in

50.30, much the fastest split of the race. At halfway the Russians had a 15m lead, which Kotlyarova increased with her 50.77 on lap three. Behind her, the USA and Australia were having a see-saw battle for second place. On the first lap of the third leg, Urbansky brought Germany into medal contention, but she faded on the second lap and left Breuer, for once, with little chance to improve her team's fortune.

At the last changeover it was Russia from Australia and the United States, who were without the injured Jearl Miles Clark. One felt that their anchorwoman Porter might be at the mercy of Breuer, but in fact she pressurised the reigning World outdoor Champion Freeman, "out-splitting" her 51.26 to 51.77. Nazarova anchored the Russians to victory, meaning that Chebykina and Goncharenko collected their third consecutive world indoor relay gold.

After the race, Australia protested over Russia's use of Nazarova, who had failed to finish her semi-final the previous day, apparently injured. The appeal was turned down, and the same four Russians went on to win the world outdoor title in Seville five months later.

Teams & unofficial splits

RUS	Tatyana Chebykina 51.68, Svetlana Goncharenko 50.30, Olga Kotlyarova 50.77, Natalya Nazarova 51.50
AUS	Susan Andrews 52.33, Tania Van Heer 51.45, Tamsyn Lewis 51.32, Cathy Freeman 51.77
USA	Monique Hennagan 52.20, Michelle Collins 51.37, Zundra Feagin-Alexander 52.76, Shanelle Porter 51.26
GER	Anja Knippel 52.76, Anja Rucker 52.01, Ulrike Urbansky 53.37, Grit Breuer 50.92
JAM	Lorraine Graham 52.92, Deon Hemmings 52.30 estimate, Beverly Grant 53.63 estimate, Sandie Richards 51.31
JPN	Sachiko Kiso 55.88, Sakie Nobuoka 53.83, Miho Sugimori 55.87, Mariko Miura 55.89

Lisbon 2001

Straight Final (Mar 11)

1,	Russia	3:30.00
2,	Jamaica	3:30.79
3,	Germany	3:31.00
(4.)	United States	DQ (r41.1) (3:32.76)

Hennagan (51.93) put the United States into a big lead, but then Russia took over in front thanks to Zykina (52.04), with 200m champion Campbell close behind for Jamaica. On the third stage, Scott raced to the front on her first circuit. With individual champion Richards to follow, Jamaica looked to be in a strong position, but Scott faded to third place before the changeover where Russia led again.

Kotlyarova (50.78) was therefore able to make some amends for her individual defeat by Richards earlier in the day. The Jamaican moved up from third to second with her split of 50.91 and earned a record-equalling sixth world indoor medal.

Teams & unofficial splits

RUS	Yuliya Nosova 53.41, Olesya Zykina 52.04, Yuliya Sotnikova 53.77, Olga Kotlyarova 50.78
JAM	Charmaine Howell 53.19, Juliet Campbell 52.54, Catherine Scott-Pomales 54.15, Sandie Richards 50.91
GER	Claudia Marx 53.09, Birgit Rockmeier 52.99, Florence Ekpo-Umoh 53.48, Shanta Ghosh 51.44
USA	Monique Hennagan 51.93, Donna Howard 54.29, Kelli White DQ (r40.8) (53.61), Tasha Downing 52.93

Birmingham 2003

Final (Mar 16)

1,	Russia	3:28.45
2,	Jamaica	3:31.23
3,	United States	3:31.69
4,	Great Britain & NI	3:32.18
5,	Ukraine	3:36.18

The Russians were such easy winners that European outdoor Champion Zykina and Birmingham winner Nazarova could afford to slacken off on legs three and four. Far behind there was a keen battle for places 2-4. At the final exchanges, Russia were some 10m up on the

USA with Jamaica and Britain a further 10m back. There was no catching Nazarova, but the experienced Jamaican Sandie Richards brought her team through for the silvers. She had just missed the individual final in Birmingham but this meant she was fresh for the relay and it showed with a 51.14 split, the fastest of the race. Richards therefore increased her overall world indoor medal haul to seven, a record for the time.

Teams & unofficial splits

RUS	Natalya Antyukh 51.57, Yuliya Pechonkina 51.77, Olesya Zykina 52.86, Natalya Nazarova 52.25
JAM	Ronetta Smith 52.40, Catherine Scott 54.32, Sheryl Morgan 53.37, Sandie Richards 51.14
USA	Monique Hennagan 52.25, Megan Addy 53.36, Brenda Taylor 52.56, Mary Danner 53.52
GBR	Jenny Meadows 53.59, Danielle Halsall 54.22, Amy Spencer 52.62, Catherine Murphy 51.75
UKR	Antonina Yefremova 53.03, Tatyana Debela 54.47, Natalya Zhuravlyova 54.55, Natalya Makukh 54.13

Budapest 2004

Final (Mar 7)

1, Russia	3:23.88 ^{WR}
2, Belarus	3:29.96
3, Romania	3:30.06
4, Poland	3:30.52
5, Jamaica	3:33.77
6, Greece	3:39.23

There was no doubt that Russia would win, especially after Kotlyarova ran the amazing split of 49.91 in the heats. In the final Krasnomovets sped away in 51.37 followed by Kotlyarova 50.12. Surprisingly, Levina was chosen to run the third leg and at 52.50 was rather slower than Zykina's 51.88 in the heats. Russia's victory was certain once the final change was complete, but could individual winner Nazarova run quickly enough to break the world record after Levina's moderate run? Yes, because she supplanted Kotlyarova as the fastest ever indoor relay runner with 49.89.

Sub-51 anchor legs by Svetlana Usovich and Tîrlea secured the other medals for Belarus and Romania at the expense of Poland.

Teams & unofficial splits

RUS	Olesya Krasnomovets 51.37, Olga Kotlyarova 50.12, Tatyana Levina 52.50, Natalya Nazarova 49.89
BLR	Natalya Sologub 52.63, Anna Kozak 52.61, Ilona Usovich 53.79, Svetlana Usovich 50.93
ROU	Angela Moroşanu 54.00, Alina Rîpanu 52.73, Maria Rus 52.64, Ionela Tîrlea 50.69
POL	Zuzanna Radecka 53.39, Monika Bejnar 52.19, Małgorzata Pskit 53.12, Grażyna Prokopek 51.82
JAM	Ronetta Smith 53.34, Allison Beckford 53.67, Michelle Ballentine 54.34, Michelle Burgher 52.42
GRE	Elefthería Papadopoulou 55.46, Chrisoula Goudenoudhi 53.66, Yeoryía Koumnáki 56.60, Faní Halkiá 53.51

First round (First 2 & 2 fastest to final) (Mar 7)

Heat 1: 1, Belarus 3:31.25; 2, Russia 3:31.27; 3, Jamaica 3:32.29; 4, Greece 3:32.88; (Non-qualifiers) 5, Ireland 3:34.61; 6, Sweden 3:34.71

Teams & unofficial splits

BLR	Natalya Sologub 53.59, Anna Kozak 52.74, Ilona Usovich 53.25, Svetlana Usovich 51.67
RUS	Olesya Zykina 51.88, Olga Kotlyarova 49.91, Tatyana Levina 54.80, Natalya Antyukh 54.68
JAM	Ronetta Smith 53.17, Allison Beckford 53.31, Sheryl Morgan 53.49, Michelle Burgher 52.32
GRE	Elefthería Papadopoulou 54.65, Chrisoula Goudenoudhi 52.86, Yeoryía Koumnáki 54.46, Faní Halkiá 50.91
IRL	Karen Shinkins 54.34, Ciara Sheehy 54.99, Michelle Carey 52.93, Joanne Cuddihy 52.35
SWE	Beatrice Dahlgren 53.51, Ellinor Stuhmann 53.01, Erica Mårtensson 53.57, Louise Gundert 54.62

Heat 2: 1, Poland 3:32.44; 2, Romania 3:32.45; (Non-qualifiers) 3, Great Britain & NI 3:33.30; 4, United States 3:33.38; 5, Spain 3:38.01

Teams & unofficial splits

POL	Zuzanna Radecka 53.49, Monika Bejnar 53.21, Małgorzata Pskit 52.65, Grażyna Prokopek 53.09
-----	--

ROU	Angela Moroşanu 55.85, Alina Rîpanu 53.19, Maria Rus 52.53, Ionela Tîrlea 50.88
GBR	Melanie Purkiss 53.79, Carey Marshall 53.36, Liz Fairs 53.61, Jenny Meadows 52.54
USA	Ellannee Richardson 53.86, Gigi Miller 53.11, Natasha Hastings 54.25, Moushaumi Robinson 52.16
ESP	Elena Córcoles 55.39, Cora Olivero 53.36, Daisy Antonio 53.72, Laia Forcadell 55.54

Moscow 2006

Final (Mar 12)

1, Russia	3:24.91
2, United States	3:28.63
3, Belarus	3:28.65
4, Poland	3:28.95
5, Jamaica	3:29.54
6, Great Britain & NI	3:29.70

Russia ran 3:25.91, the fourth-fastest ever, in the heats. In that race Levina split 51.03 and that possibly earned her place as lead-off woman in the final. In that race, she gave her team a six-metre advantage over Poland. Nazarova extended the lead by a couple of metres, before 400m winner Krasnomovets broke the race open with a 50.69 leg to lead by almost 30m. Antyukh anchored the team home with 51.38 to a 3:24.91 clocking – again the fourth fastest time ever. The USA just held off Belarus for second place, but the race was dominated by Russia – on each leg the Russian squad was fastest.

Teams & unofficial splits

RUS	Tatyana Levina 51.63, Natalya Nazarova 51.21, Olesya Krasnomovets 50.69, Natalya Antyukh 51.38
USA	Debbie Dunn 52.83, Tiffany Ross-Williams 51.77, Monica Hargrove 52.44, Mary Danner 51.59
BLR	Natalya Sologub 52.65, Anna Kozak 51.59, Yuliana Zhalniryuk 53.00, Ilona Usovich 51.41
POL	Grażyna Prokopek 52.37, Monika Bejnar 51.36, Marta Chrust-Rozej 52.99, Małgorzata Pskit 52.23
JAM	Shellene Williams 53.26, Novlene Williams 51.42, Moya Thompson 52.18, Allison Beckford 52.68
GBR	Melanie Purkiss 53.54, Jenny Meadows 51.69, Emma Duck 52.21, Helen Karagounis 52.26

First round (First 2 & 2 fastest to final) (Mar 12)

Heat 1: 1, Russia 3:25.91; 2, Jamaica 3:30.03; 3, Poland 3:30.18; (Non-qualifier) 4, Bulgaria 3:34.47

Teams & unofficial splits

RUS	Yuliya Gushchina 51.62, Tatyana Veshkurova 52.27, Tayana Levina 51.03, Natalya Antyukh 50.99
JAM	Shellene Williams 52.65, Ronetta Smith 52.95, Moya Thompson 51.83, Allison Beckford 52.60
POL	Grażyna Prokopek 52.27, Monika Bejnar 52.55, Marta Chrust-Rozej 52.73, Małgorzata Pskit 52.63
BUL	Monika Gachevska 54.53, Mariyana Dimitrova 51.15, Teodora Kolarova 53.18, Tezdzhan Naimova 55.61

Heat 2: 1, Belarus 3:28.47; 2, United States 3:29.44; 3, Great Britain & NI 3:29.59; (Non-qualifier) 4, Ukraine 3:35.80

Teams & unofficial splits

BLR	Natalya Sologub 52.60, Anna Kozak 52.22, Yuliana Yuschanka 52.55, Ilona Usovich 51.10
USA	Debbie Dunn 52.77, Tiffany Ross-Williams 52.19, Monica Hargrove 52.27, Kia Davis 52.21
GBR	Melanie Purkiss 53.38, Jenny Meadows 51.64, Emma Duck 52.44, Helen Karagounis 52.13
UKR	Anastasiya Rabchenyuk 53.89, Olga Zavgorodnya 53.41, Oksana Shcherbak 54.12, Liliya Lobanova 54.38

Valencia 2008

Final (Mar 9)

1, Russia	3:28.17
2, Belarus	3:28.90
3, United States	3:29.30
4, Czech Republic	3:34.53
5, Romania	3:36.79
6, Poland	3:36.97

Having won the previous seven titles, Russia was the favourite, but "Rodina" (mother Russia) was threatened on this occasion by Belarus and the United States. Russia built up a 10-metre lead over the first two legs, with USA inches ahead of Belarus, but Woods (51.53) and Svetlana Usovich (51.60) closed to within 2m of Nazarova on the third leg, though Usovich mis-timed her effort and lost vital ground just before passing to her younger sister. Ilona Usovich brought Belarus back to within striking distance, but Zykina was never in serious threat and she took her fifth world indoor gold her while team-mate Nazarova brought her total to seven, equalling the record of Maria Mutola.

Teams & unofficial splits

RUS	Yulia Gushchina 52.36, Tatyana Levina 52.37, Natalya Nazarova 52.54, Olesya Zykina 50.90
BLR	Anna Kozak 53.18, Irina Khlyustova 52.95, Svetlana Usovich 51.60, Ilona Usovich 51.17
USA	Angel Perkins 53.18, Miriam Barnes 52.93, Shareese Woods 51.53, Moushaumi Robinson 51.66
CZE	Zuzana Bergrová 54.53, Denisa Ščerbová 53.02, Jitka Bartoničková 53.28, Zuzana Hejnová 53.70
ROU	Anamaria Ioniță 55.44, Iuliana Popescu 53.98, Mirela Lavric 54.64, Angela Moroșanu 52.73
POL	Agnieszka Karpiesiuk 54.25, Ewelina Sętowska-Dryk 54.16, Jolanta Wójcik 54.57, Bożena Lukasik 53.99

Doha 2010

Straight Final (Mar 14)

1, United States	3:27.34
2, Russia	3:27.44
3, Czech Republic	3:30.05
4, Great Britain & NI	3:30.29
(3,) Jamaica	DQ (r40.1) (3:28.49)

Individual champion Dunn gave the USA the lead with an opening 51.21 just ahead of Jamaica's Wilkins (51.29). Russia were an uncharacteristic third 10m back, and that gap lengthened when Pospelova and Nazarova fumbled their exchange. Clora Williams (sister of Novlene) briefly put Jamaica ahead on the second leg, before Trotter regained the lead while Nazarova brought Russia into second place. Hastings ran a well-judged leg to keep the Russians at bay before passing to Felix. The 200m World Champion outdoors clocked 50.92 to hold off Firova's 50.77.

The win brought the fourth gold by US women in Doha, and the first loss by Russia in this event since 1993. Nevertheless Nazarova brought her world indoor medal tally to seven golds and two silvers; better than Maria Mutola's record of seven-one-one.

Jamaica were initial bronze medallists in a Central American record of 3:28.49 before their lead-off woman Wilkins got them disqualified, having failed a doping control test.

Teams & unofficial splits

USA	Debbie Dunn 51.21, Deedee Trotter 52.54, Natasha Hastings 52.67, Allyson Felix 50.92
RUS	Svetlana Pospelova 52.71, Natalya Nazarova 51.87, Kseniya Vdovina 52.09, Tatyana Firova 50.77
CZE	Denisa Rosolová 52.87, Jitka Bartoničková 53.71, Zuzana Bergrová 51.91, Zuzana Hejnová 51.56
GBR	Kim Wall 53.30, Vicki Barr 53.15, Perri Shakes-Drayton 51.97, Lee McConnell 51.87
JAM	Bobby-Gaye Wilkins DQ (r40.1) (51.29), Clora Williams 54.43, Davita Prendergast 51.38, Novlene Williams-Mills 51.39

Istanbul 2012

Straight Final (Mar 11)

1, Great Britain & NI	3:28.76
2, United States	3:28.79
3, Russia	3:29.55
4, Romania	3:33.41
5, Belarus	3:33.73
Ukraine	DQ (r163.3) (3:30.62)

It was Russia, the USA and Britain in that order at the first changeover, then the second leg individual bronze medallist Hastings ran the fastest split of the day (51.33). That put the USA into a two-metre lead from Russia while Britain just about stayed in range of the big two teams.

On the third stage both the US and Russia fielded their weak links, while Britain were represented by Olympic Champion Ohuruogu. The Briton gradually closed the gap, then swept into the lead on the final bend to give Shakes-Drayton a metre's lead from the individual gold and silver medallists Richards-Ross and Fedoriva. While the British anchorwoman enjoyed a clear run from the front, Pygyda of Ukraine surged in the first 200m, blocking Richards-Ross and reaching the shoulder of Shakes-Drayton by the bell. As the Ukrainian then faded, Richards-Ross made a move down the last backstraight, passing Fedoriva and closing rapidly on Shakes-Drayton. Into the finishing straight the American continued to close but the Briton held on for victory.

Teams & unofficial splits

GBR	Shana Cox 52.82, Nicola Sanders 52.48, Christine Ohuruogu 51.98, Perri Shakes-Drayton 51.48
USA	Leslie Cole 52.59, Natasha Hastings 51.33, Jernail Hayes 53.52, Sanya Richards-Ross 51.35
RUS	Yuliya Gushchina 52.15, Kseniya Ustalova 51.99, Marina Karnaushchenko 53.30, Aleksandra Fedoriva 52.11
ROU	Angela Moroșanu 53.59, Alina Andreea Panainte 53.98, Adelina Pastor 54.03, Mirela Lavric 51.81
BLR	Hanna Tashpulatava 54.88, Yulianna Yushchanka 54.01, Iryna Khliustava 52.14, Svetlana Usovich 52.70
UKR	Yelizaveta Bryzghina 53.50, Yuliya Olishavska 52.32, Olga Zemlyak 52.20, Natalya Pygyda 52.60

4 x 400 METRES RELAY

Multiple Medallists:

6	Natalya Nazarova	RUS	99-1, 03-1, 04-1, 06-1, 08-1, 10-2
4	Olga Kotlyarova	RUS	97-1, 99-1, 01-1, 04-1
	Olesya Zykina	RUS	01-1, 03-1, 04-2h1, 08-1
3	Sandie Richards	JAM	93-1, 01-2, 03-2
	Tatyana Chebykina	RUS	95-1, 97-1, 99-1
	Svetlana Goncharenko	RUS	95-1, 97-1, 99-1
	Natalya Antyukh	RUS	03-1, 04-2h1, 06-1
	Anna Kozak	BLR	04-2, 06-3, 08-2
	Ilona Usovich	BLR	04-2, 06-3, 08-2
	Tatyana Levina	RUS	04-1, 06-1, 08-1
	Yuliya Gushchina	RUS	06-1h1, 08-1, 12-3
2	14 women		

Most Finals-Appearances:

6	Nazarova	RUS	99-1, 03-1, 04-1, 06-1, 08-1, 10-2
---	----------	-----	------------------------------------

National Placings:

	1	2	3	4	5	6	7	8	Points
RUS	8	1	1	-	-	-	-	-	77
USA	1	4	5	-	-	-	-	-	66
JAM	1	2	-	-	3	-	-	-	34
GBR	1	-	-	3	-	2	-	-	29
GER	1	-	2	1	-	-	-	-	25
BLR	-	2	1	-	1	-	-	-	24
CZE	-	1	1	2	-	-	-	-	23
ROU	-	-	1	1	1	-	-	-	15
POL	-	-	-	2	-	1	-	-	13
UKR	-	-	-	-	2	-	-	-	8
AUS	-	1	-	-	-	-	-	-	7
URS	-	1	-	-	-	-	-	-	7
ESP	-	-	-	1	-	-	-	-	5
CHN	-	-	-	-	1	-	-	-	4
FRA	-	-	-	-	1	-	-	-	4
GRE	-	-	-	-	-	1	-	-	3
JPN	-	-	-	-	-	1	-	-	3
Totals	12	12	11	10	9	5	0	0	347

Medley Relay

Toronto 1993 only

**Final (800m, 200m, 200m, 400m)
(Mar 14: Non-championship)**

1, United States	3:45.90
2, Canada	3:56.34
Russia	DQ (3:49.4)

The USA won easily, as Russia were disqualified even before the announcement of Shmonina's positive test. Like the US men, their women set a world best for the event.

Teams & unofficial splits

USA Joetta Clark 2:08.7, Wendy Vereen 22.6, Kim Batten 23.3, Jearl Miles 51.3
 CAN Donald Duprey 2:13.7, Sonia Paquette 23.4, Mame Twumasi 24.2, Alanna Yakiwchuk 55.0
 RUS Yelena Afanasyeva 2:10.2, Marina Shmonina DQ (23.0), Yelena Ruzina 23.2, Yelena Andreyeva 53.0



Paralympic Events

Arm Amputee Event Birmingham 2003

Men's 800 Metres (Mar 16)

1,	Danny Crates	GBR	2:12.44
2,	José Monteiro	POR	2:13.46
3,	Abdelghani Gtaib	MAR	2:13.94
4,	Lhachemi Goumrhare	MAR	2:15.12
5,	Andy Bird	GBR	2:15.33

Cerebral Palsy Event Birmingham 2003

Women's 60 Metres (Mar 14)

1,	Wang Fang	CHN	9.65
2,	Hazel Robson	GBR	9.73
3,	Yu Chun Lai	HKG	9.81
4,	Kato Yuki	HKG	9.84
5,	Eleni Samaritaki	GRE	10.19
6,	Claudia Teubner	GER	10.73

Blind Events Budapest 2004

Men 200 Metres (Mar 5)

1,	János Hajner	HUN	32.14
2,	Tibor Csonti	HUN	36.41
3,	Ádám Matics	HUN	38.28

Women's 200 Metres (Mar 5)

1,	Flóra Buránya	HUN	39.07
2,	Mária Baráth	HUN	42.62
3,	Eszter Geszti	HUN	42.66



EUROPEAN INDOOR GAMES (1966-69) & CHAMPIONSHIPS

PAST VENUES

	<u>Date</u>	<u>Venue</u>	<u>Stadium</u>
	27 Mar 66	Dortmund, FRG	Westfalenhalle
	11/12 Mar 67	Praha, TCH	Sportovní hala Pkojř
	9/10 Mar 68	Madrid, ESP	Palacio de los Deportes
	8/9 Mar 69	Beograd, YUG	Hala I Beogradskog sajma
1.	8/9 Mar 70	Wien, AUT	Stadt-Halle
2.	13/14 Mar 71	Sofiya, BUL	Festivalna
3.	11/12 Mar 72	Grenoble, FRA	Palais des Sports
4.	10/11 Mar 73	Rotterdam, NED	Ahoy
5.	9/10 Mar 74	Göteborg, SWE	Scandinavium
6.	8/9 Mar 75	Katowice, POL	Rondo
7.	21/22 Feb 76	München, FRG	Olympiahalle
8.	12/13 Mar 77	San Sebastián, ESP	Anoeta
9.	11/12 Mar 78	Milano, ITA	Palazzo dello Sport
10.	24/25 Feb 79	Wien, AUT	Ferry-Dusika-Halle
11.	1/2 Mar 80	Sindelfingen, FRG	Glaspalast
12.	21/22 Feb 81	Grenoble, FRA	Palais des Sports
13.	6/7 Mar 82	Milano, ITA	Palazzo dello Sport
14.	5/6 Mar 83	Budapest, HUN	Sportscárnok
15.	3/4 Mar 84	Göteborg, SWE	Scandinavium
16.	2/3 Mar 85	Pireás, GRE	Peace and Friendship Stadium
17.	22/23 Feb 86	Madrid, ESP	Palacio de los Deportes
18.	21/22 Feb 87	Liévin, FRA	Palais des Sports
19.	5/6 Mar 88	Budapest, HUN	Sportscárnok
20.	17/18 Feb 89	Den Haag, NED	Houtrust
21.	3/4 Mar 90	Glasgow, GBR	Kelvin Hall
22.	29 Feb-1 Mar 92	Genova, ITA	Palasport
23.	11-13 Mar 94	Paris, FRA	Palais Omnisports Paris-Bercy
24.	8-10 Mar 96	Stockholm, SWE	Stockholm Globe Arena
25.	27 Feb-1 Mar 98	Valencia, ESP	Velódromo Leis Puig
26.	25-27 Feb 00	Gent, BEL	Flanders Indoor Hall
27.	1-3 Mar 02	Wien, AUT	Ferry-Dusika-Halle
28.	4-6 Mar 05	Madrid, ESP	Palacio de los Deportes
29.	2-4 Mar 07	Birmingham GBR	National Indoor Arena
30.	6-8 Mar 09	Torino, ITA	Oval Ligoto
31.	4-6 Mar 11	Paris, FRA	Palais Omnisports Paris-Bercy
32.	1-3 Mar 13	Göteborg, SWE	Scandinavium
33.	6-8 Mar 15	Praha, CZE	O2 Arena

GOLD

SILVER

BRONZE

PAST MEDALLISTS

MEN

60 Metres

* 50 Metres; ‡ Unofficial automatic timing

1966	Barrie Kelly	GBR	6.6	Heinz Erbstösser	GDR	6.6	Viktor Kasatkin	URS	6.6
1967*	Pasquale Giannattasio	ITA	5.7	Aleksandr Lebedyev	URS	5.8	Viktor Kasatkin	URS	5.9
1968*‡	Jobst Hirscht	FRG	5.77	Bob Frith	GBR	5.83	Günther Gollós	GDR	5.83
1969*	Zenon Nowosz	POL	5.8	Valeriy Borzov	URS	5.8	Bob Frith	GBR	5.8
1970	Valeriy Borzov	URS	6.6	Zenon Nowosz	POL	6.7	Jarkko Tapola	FIN	6.7
1971	Valeriy Borzov	URS	6.6	Jobst Hirscht	FRG	6.7	Manfred Kokot	GDR	6.8
1972*	Valeriy Borzov	URS	5.75	Aleksandr Kornelyuk	URS	5.81	Vassilios Papayeorgópoulos	GRE	5.82
1973	Zenon Nowosz	POL	6.64	Manfred Kokot	GDR	6.66	Raimo Vilén	FIN	6.71
1974	Valeriy Borzov	URS	6.58	Manfred Kokot	GDR	6.63	Aleksandr Kornelyuk	URS	6.66
1975	Valeriy Borzov	URS	6.59	Aleksandr Aksinin	URS	6.67	Zenon Licznerski	POL	6.74
1976	Valeriy Borzov	URS	6.58	Vassilios Papayeorgopoulos	GRE	6.67	Petar Petrov	BUL	6.68
1977	Valeriy Borzov	URS	6.59	Christer Garpenborg	SWE	6.60	Marian Woronin	POL	6.67
1978	Nikolay Kolesnikov	URS	6.64	Petar Petrov	BUL	6.66	Aleksandr Aksinin	URS	6.73
1979	Marian Woronin	POL	6.57	Leszek Dunecki	POL	6.62	Petar Petrov	BUL	6.63
1980	Marian Woronin	POL	6.62	Christian Haas	FRG	6.62	Aleksandr Aksinin	URS	6.63
1981*	Marian Woronin	POL	5.75	Valdimir Muravyov	URS	5.76	Andrey Shlyapnikov	URS	5.77
1982	Marian Woronin	POL	6.61	Valentin Atanasov	BUL	6.62	Bernard Petitbois	FRA	6.66
1983	Stefano Tilli	ITA	6.63	Christian Haas	FRG	6.64	Valentin Atanasov	BUL	6.66
1984	Christian Haas	FRG	6.68	Antonio Ullo	ITA	6.68	Ronald Desruelles	BEL	6.69
1985	Mike McFarlane	GBR	6.61	Antoine Richard	FRA	6.63	Ronald Desruelles	BEL	6.64
1986	Ronald Desruelles	BEL	6.61	Steffen Bringmann	GDR	6.64	Bruno Marie-Rose	FRA	6.65

GOLD				SILVER				BRONZE				
1987	Marian Woronin	POL	6.51	Pierfrancesco Pavoni	ITA	6.58	Antonio Ullo	ITA	6.61	František Ptáčník	TCH	6.61
1988	Linford Christie	GBR	6.57	Ronald Desruelles	BEL	6.60	Valentin Atanasov	BUL	6.60	Michael Rosswess	GBR	6.59
1989	Andreas Berger	AUT	6.56	Matthias Schlicht	FRG	6.58	Jiří Valík	TCH	6.63	Michael Rosswess	GBR	6.62
1990	Linford Christie	GBR	6.56	Pierfrancesco Pavoni	ITA	6.59	Michael Rosswess	GBR	6.54	Peter Karlsson	SWE	6.64
1992	Jason Livingston	GBR	6.53	Vitaliy Savin	EUN	6.54	Stéphane Cali	FRA	6.60	Ángelos Pavlakákis	GRE	6.54
1994	Colin Jackson	GBR	6.49	Aléxandros Terzián	GRE	6.51	Anatoliy Dovgal	UKR	6.62	Kostyantyn Vasyukov	UKR	6.62
1996	Marc Blume	GER	6.62	Jason John	GBR	6.64	Ronald Pogon	FRA	6.62	Ronald Pogon	FRA	6.60
1998	Ángelos Pavlakákis	GRE	6.55	Jason Gardener	GBR	6.59	Emanuele Di Gregorio	ITA	6.56	Christophe Lemaitre	FRA	6.58
2000	Jason Gardener	GBR	6.49	Yeóryios Theodorídes	GRE	6.51	Michael Tumi	ITA	6.52			
2002	Jason Gardener	GBR	6.49	Mark Lewis-Francis	GBR	6.55						
2005	Jason Gardener	GBR	6.55	Ronald Pogon	FRA	6.62						
2007	Jason Gardener	GBR	6.51	Craig Pickering	GBR	6.59						
2009	Dwain Chambers	GBR	6.46	Fabio Cerutti	ITA	6.56						
2011	Francis Obikwelu	POR	6.53	Dwain Chambers	GBR	6.54						
2013	Jimmy Vicaut	FRA	6.48	James Dasaolu	GBR	6.48						

200 Metres*Discontinued after 2005*

1982	Erwin Skamrahl	FRG	21.20	István Nagy	HUN	21.41	Michele Di Pace	ITA	21.52
1983	Aleksandr Yevgenyev	URS	20.97	Jacques Borlée	BEL	21.13	István Nagy	HUN	21.18
1984	Aleksandr Yevgenyev	URS	20.98	Ade Mafe	GBR	21.34	Giovanni Bongiorno	ITA	21.48
1985	Stefano Tilli	ITA	20.77	Olaf Prenzler	GDR	20.83	Aleksandr Yevgenyev	URS	20.95
1986	Linford Christie	GBR	21.10	Aleksandr Yevgenyev	URS	21.18	Nikolay Razgonov	URS	21.48
1987	Bruno Marie-Rose	FRA	20.36	Vladimir Krylov	URS	20.53	John Regis	GBR	20.54
1988	Nikolay Razgonov	URS	20.62	Nikolay Antonov	BUL	20.65	Linford Christie	GBR	20.83
1989	Ade Mafe	GBR	20.92	John Regis	GBR	21.00	Bruno Marie-Rose	FRA	21.14
1990	Sandro Floris	ITA	21.01	Nikolay Antonov	BUL	21.04	Bruno Marie-Rose	FRA	21.28
1992	Nikolay Antonov	BUL	20.41	Daniel Sangouma	FRA	20.64	Aleksandr Goremykin	EUN	21.09
1994	Daniel Sangouma	FRA	20.68	Vladislav Dologodin	UKR	20.76	Yórgos Panayiotópoulos	GRE	20.99
1996	Erik Wijmeersch	BEL	21.04	Aléxis Alexopoulos	GRE	21.05	Torbjörn Eriksson	SWE	21.07
1998	Sergey Osovich	UKR	20.40	Anninos Markoullidis	CYP	20.65	Allyn Condon	GBR	20.68
2000	Christian Malcolm	GBR	20.54	Patrick Stevens	BEL	20.70	Julian Golding	GBR	21.05
2002	Marcin Urbás	POL	20.55	Christian Malcolm	GBR	20.56	Robert Maćkowiak	POL	20.77
2005	Tobias Unger	GER	20.53	Chris Lambert	GBR	20.69	Marcin Urbas	POL	21.04

400 Metres‡ *Unofficial automatic timing*

1966	Hartmut Koch	GDR	47.9	Manfred Kinder	FRG	48.3	Vasiliy Anisimov	URS	49.0
1967	Manfred Kinder	FRG	48.4	Hartmut Koch	GDR	48.6	Nikolay Shkarnikov	URS	50.4
1968‡	Andrzej Badeński	POL	47.09	Aleksandr Bratchikov	URS	47.3	Jan Balachowski	POL	47.3
1969	Jan Balachowski	POL	47.3	Jan Werner	POL	47.4	Yuriy Zorin	URS	47.4
1970	Aleksandr Bratchikov	URS	46.8	Andrzej Badeński	POL	46.9	Yuriy Zorin	URS	48.4
1971	Andrzej Badeński	POL	46.8	Boris Savchuk	URS	47.4	Aleksandr Bratchikov	URS	47.6
1972	Georg Nückles	FRG	47.24	Ulrich Reich	FRG	47.42	Wolfgang Müller	GDR	47.42
1973	Luciano Sušanj	YUG	46.38	Benno Stops	GDR	47.31	Dariusz Podobas	POL	47.40
1974	Alfons Brydenbach	BEL	46.60	Andreas Scheibe	GDR	46.80	Günther Arnold	GDR	46.94
1975	Hermann Köhler	FRG	48.76	Josip Alebić	YUG	49.04	Semyon Kocher	URS	49.33
1976	Yanko Bratanov	BUL	47.79	Hermann Köhler	FRG	48.19	Grzegorz Mądry	POL	48.46
1977	Alfons Brydenbach	BEL	46.53	Francis Demarthon	FRA	47.11	Marian Țeșicki	POL	47.21
1978	Pietro Mennea	ITA	46.51	Ryszard Podlas	POL	46.55	Nikolay Chernyetskiy	URS	46.72
1979	Karel Kolár	TCH	46.21	Stefano Malinverni	ITA	46.59	Horia Toboc	ROU	46.86
1980	Nikolay Chernyetskiy	URS	46.29	Karel Kolár	TCH	46.55	Remigius Valiulis	URS	46.75
1981	Andreas Knebel	GDR	46.52	Martin Weppler	FRG	46.88	Stefano Malinverni	ITA	46.96
1982	Pavel Konovalov	URS	47.04	Sándor Újhélyi	HUN	47.14	Benjamin González	ESP	47.41
1983	Yevgeniy Lomtev	URS	46.20	Ainsley Bennett	GBR	46.43	Angel Heras	ESP	46.57
1984	Sergey Lovachov	URS	46.72	Roberto Tozzi	ITA	47.01	Didier Dubois	FRA	47.29
1985	Todd Bennett	GBR	45.56	Klaus Just	FRG	45.90	José Alonso	ESP	46.52
1986	Thomas Schönlebe	GDR	46.98	José Alonso	ESP	47.12	Mathias Schersing	GDR	47.59
1987	Todd Bennett	GBR	46.81	Momchil Kharizanov	BUL	46.89	Paul Harmsworth	GBR	46.92
1988	Jens Carlowitz	GDR	45.63	Brian Whittle	GBR	45.98	Ralf Lübke	FRG	46.25
1989	Cayetano Cornet	ESP	46.21	Brian Whittle	GBR	46.49	Klaus Just	FRG	46.80
1990	Norbert Dobeleit	FRG	46.08	Jens Carlowitz	GDR	46.09	Cayetano Cornet	ESP	46.91
1992	Slobodan Branković	YUG	46.33	Andrea Nuti	ITA	46.37	David Grindley	GBR	46.60
1994	Du'aïne Ladejo	GBR	46.53	Mikhail Vdovin	RUS	46.56	Rico Lieder	GER	46.82
1996	Du'aïne Ladejo	GBR	46.12	Pierre-Marie Hilaire	FRA	46.82	Ashraf Saber	ITA	46.86
1998	Ruslan Mashchenko	RUS	45.90	Ashraf Saber	ITA	45.99	Robert Maćkowiak	POL	46.00
2000	Iliya Dzhivondov	BUL	46.63	David Canal	ESP	46.85	Marc Raquil	FRA	47.28
2002	Marek Plawgo	POL	45.39	Jimisola Laursen	SWE	45.59	Ioan Vieru	ROU	46.17
2005	David Gillick	IRL	46.30	David Canal	ESP	46.64	Sebastian Gatzka	GER	46.88

GOLD				SILVER				BRONZE			
2007	David Gillick	IRL	45.52	Bastian Swillims	GER	45.62	Robert Tobin	GBR	46.15		
2009	Johan Wissman	SWE	45.89	Claudio Licciardello	ITA	46.32	Ioan Vieru	ROU	46.54		
2011	Leslie Djhone	FRA	46.63	Thomas Schneider	GER	46.42	Richard Buck	GBR	46.62		
2013	Pavel Maslák	CZE	45.66	Nigel Levine	GBR	46.21	Pavel Trenikhin	RUS	46.70		

800 Metres‡ *Unofficial automatic timing*

1966	Noel Carroll	IRL	1:49.7	Tomás Jungwirth	TCH	1:50.8	Herbert Missalla	FRG	1:51.2
1967	Noel Carroll	IRL	1:49.6	Tomás Jungwirth	TCH	1:49.8	Jan Kasal	TCH	1:50.0
1968‡	Noel Carroll	IRL	1:56.66	Alberto Estebán	ESP	1:57.7	Sergey Kryuchok	URS	1:58.1
1969	Dieter Fromm	GDR	1:46.6	Henryk Szordykowski	POL	1:47.1	Noel Carroll	IRL	1:47.6
1970	Yevgeniy Arzhanov	URS	1:51.0	Juan Borraz	ESP	1:51.9	Jože Medimurec	YUG	1:51.9
1971	Yevgeniy Arzhanov	URS	1:48.7	Phil Lewis	GBR	1:50.5	Andrzej Kupczyk	POL	1:50.5
1972	Josef Plachý	TCH	1:48.84	Ivan Ivanov	URS	1:49.05	Francis Gonzalez	FRA	1:49.17
1973	Francis Gonzalez	FRA	1:49.17	Gerhard Stolle	GDR	1:49.32	Josef Plachý	TCH	1:49.50
1974	Luciano Sušanj	YUG	1:48.07	András Zsinka	HUN	1:48.50	Josef Plachý	TCH	1:49.49
1975	Gerhard Stolle	GDR	1:49.8	Ivo Van Damme	BEL	1:50.1	Vladimir Ponomaryov	URS	1:50.2
1976	Ivo Van Damme	BEL	1:49.2	Josef Schmid	FRG	1:49.8	Milovan Savić	YUG	1:49.9
1977‡	Sebastian Coe	GBR	1:46.54	Erwin Göhlke	GDR	1:47.2	Rolf Gysin	SUI	1:47.6
1978	Markku Taskinen	FIN	1:47.4	Olaf Beyer	GDR	1:47.7	Roger Milhau	FRA	1:47.8
1979	Antonio Paez	ESP	1:47.4	Binko Kolev	BUL	1:47.8	András Paróczai	HUN	1:48.2
1980	Roger Milhau	FRA	1:50.2	András Paróczai	HUN	1:50.3	Herbert Wursthorn	FRG	1:50.4
1981	Herbert Wursthorn	FRG	1:47.70	András Paróczai	HUN	1:47.73	Antonio Paez	ESP	1:48.31
1982	Antonio Paez	ESP	1:48.02	Klaus-Peter Nabein	FRG	1:48.31	Colomán Trabado	ESP	1:48.35
1983	Colomán Trabado	ESP	1:46.91	Peter Elliott	GBR	1:47.58	Thierry Tonnelier	FRA	1:47.68
1984	Donato Sabia	ITA	1:48.05	André Lavie	FRA	1:48.35	Philip Norgate	GBR	1:48.39
1985	Robert Harrison	GBR	1:49.09	Petru Drăgoescu	ROU	1:49.38	Leonid Masunov	URS	1:49.59
1986	Peter Braun	FRG	1:48.96	Coloman Trabado	ESP	1:49.12	Thierry Tonnelier	FRA	1:49.51
1987	Rob Druppers	NED	1:48.12	Vladimir Graudyn	URS	1:49.14	Ari Suhonen	FIN	1:49.56
1988	David Sharpe	GBR	1:49.17	Rob Druppers	NED	1:49.45	Gert Kilbert	SUI	1:49.46
1989	Steve Heard	GBR	1:48.84	Rob Druppers	NED	1:48.96	Joachim Heydgen	FRG	1:49.75
1990	Tom McKean	GBR	1:46.22	Tomás de Teresa	ESP	1:47.22	Zbigniew Janus	POL	1:47.37
1992	Luis Javier González	ESP	1:46.80	José Arconada	ESP	1:47.16	Tonini Viali	ITA	1:47.22
1994	Andrey Loginov	RUS	1:46.38	Luis Javier González	ESP	1:46.69	Ousmane Diarra	FRA	1:47.18
1996	Roberto Parra	ESP	1:47.74	Giuseppe D'Urso	ITA	1:48.04	Wojciech Kałdowski	POL	1:48.40
1998	Nils Schumann	GER	1:47.02	Marko Koers	NED	1:47.20	Vebjørn Rodal	NOR	1:47.40
2000	Yuriy Borzakovskiy	RUS	1:47.92	Nils Schumann	GER	1:48.41	Balázs Korányi	HUN	1:48.42
2002	Pawel Czapiewski	POL	1:44.78	André Bucher	SUI	1:44.93	Antonio Manuel Reina	ESP	1:45.25
2005	Dmitriy Bogdanov	RUS	1:48.61	Antonio Manuel Reina	ESP	1:48.76	Juan de Dios Jurado	ESP	1:49.11
2007	Arnoud Okken	NED	1:47.92	Miguel Quesada	ESP	1:47.96	Maurizio Bobbato	ITA	1:48.71
2009	Yuriy Borzakovskiy	RUS	1:48.55	Luis Alberto Marco	ESP	1:49.14	Mattias Claesson	SWE	1:49.32
2011	Adam Kszczot	POL	1:47.87	Marcin Lewandowski	POL	1:48.81	Kevin López	ESP	1:48.35
2013	Adam Kszczot	POL	1:48.69	Kevin López	ESP	1:49.31	Mukhtar Mohammed	GBR	1:49.60

1500 Metres‡ *Unofficial automatic timing*

1966	John Whetton	GBR	3:43.8	Oleg Rayko	URS	3:46.7	Ulf Högberg	SWE	3:47.2
1967	John Whetton	GBR	3:48.7	Josef Odložil	TCH	3:49.6	Stanislav Hoffman	TCH	3:50.5
1968‡	John Whetton	GBR	3:50.99	José Maria Morera	ESP	3:51.7	Igor Potapchenko	URS	3:51.9
1969	Edgard Salvé	BEL	3:45.9	Knut Brustad	NOR	3:46.2	Walter Wilkinson	GBR	3:46.4
1970	Henryk Szordykowski	POL	3:48.8	Frank Murphy	IRL	3:49.0	Vladimir Panteley	URS	3:49.8
1971	Henryk Szordykowski	POL	3:41.4	Vladimir Panteley	URS	3:41.5	Gianni Del Buono	ITA	3:42.1
1972	Jacques Boxberger	FRA	3:45.66	Spilios Zacharopoulos	GRE	3:46.08	Jürgen May	FRG	3:46.42
1973	Henryk Szordykowski	POL	3:43.01	Herman Mignon	BEL	3:43.16	Klaus-Peter Justus	GDR	3:43.36
1974	Henryk Szordykowski	POL	3:41.78	Thomas Wessinghage	FRG	3:42.04	Włodzimierz Staszak	POL	3:43.48
1975	Thomas Wessinghage	FRG	3:44.6	Pyotr Anisim	URS	3:45.4	Gheorghe Ghipu	ROU	3:45.4
1976	Paul-Heinz Wellmann	FRG	3:45.1	Thomas Wessinghage	FRG	3:45.3	Gheorghe Ghipu	ROU	3:46.1
1977	Jürgen Straub	GDR	3:46.5	Paul-Heinz Wellmann	FRG	3:46.6	János Zemen	HUN	3:46.6
1978	Antti Loikkanen	FIN	3:38.2	Thomas Wessinghage	FRG	3:38.2	Jürgen Straub	GDR	3:40.2
1979	Eamonn Coghlan	IRL	3:41.8	Thomas Wessinghage	FRG	3:42.2	John Robson	GBR	3:42.8
1980	Thomas Wessinghage	FRG	3:37.54	Ray Flynn	IRL	3:38.5	Pierre Délèze	SUI	3:38.9
1981	Thomas Wessinghage	FRG	3:42.64	Uwe Becker	FRG	3:43.02	Miroslaw Żerkowski	POL	3:44.32
1982	José Luis González	ESP	3:38.70	José Abascal	ESP	3:38.91	Antti Loikkanen	FIN	3:39.62
1983	Thomas Wessinghage	FRG	3:39.82	José Abascal	ESP	3:40.39	Antti Loikkanen	FIN	3:41.31
1984	Peter Wirz	SUI	3:41.35	Riccardo Mitterazzi	ITA	3:41.57	Thomas Wessinghage	FRG	3:41.75
1985	José Luis González	ESP	3:39.26	Marcus O'Sullivan	IRL	3:39.75	José Luis Carreira	ESP	3:40.43
1986	José Luis González	ESP	3:44.55	José Luis Carreira	ESP	3:45.07	Han Kulker	NED	3:46.46
1987	Han Kulker	NED	3:44.79	Jens-Peter Herold	GDR	3:45.36	Klaus-Peter Nabein	FRG	3:45.84
1988	Ari Suhonen	FIN	3:45.72	Ronny Olsson	SWE	3:46.16	Rüdiger Holm	GDR	3:46.51
1989	Hervé Phélippeau	FRA	3:47.42	Han Kulker	NED	3:47.57	Sergey Afanasyev	URS	3:47.63

GOLD			SILVER			BRONZE			
1990	Jens-Peter Herold	GDR	3:44.39	Fermín Cacho	ESP	3:44.61	Tony Morrell	GBR	3:44.83
1992	Matthew Yates	GBR	3:42.32	Sergey Melnikov	EUN	3:42.44	Branko Zorko	CRO	3:42.85
1994	David Strang	GBR	3:44.57	Branko Zorko	CRO	3:44.64	Kader Chékhémani	FRA	3:44.65
1996	Mateo Cañellas	ESP	3:44.50	Anthony Whiteman	GBR	3:44.78	Kader Chékhémani	FRA	3:45.96
1998	Rui Silva	POR	3:44.57	Kader Chékhémani	FRA	3:44.89	Andrey Zadorozhnyi	RUS	3:44.93
2000	José Redolat	ESP	3:40.51	James Nolan	IRL	3:41.59	Mehdi Baala	FRA	3:42.27
2002	Rui Silva	POR	3:49.93	Juan Carlos Higuero	ESP	3:50.08	Michael East	GBR	3:50.52
2005	Ivan Heshko	UKR	3:36.70	Juan Carlos Higuero	ESP	3:37.98	Reyes Estévez	ESP	3:38.90
2007	Juan Carlos Higuero	ESP	3:44.41	Sergio Gallardo	ESP	3:44.51	Arturo Casado	ESP	3:44.73
2009	Rui Silva	POR	3:44.38	Diego Ruíz	ESP	3:44.70	Yoann Kowal	FRA	3:44.75
2011	Manuel Olmedo	ESP	3:41.03	Kemal Koyuncu	TUR	3:41.18	Bartosz Nowicki	POL	3:41.48
2013	Mahiedine Mekhissi	FRA	3:37.17	İlham Tanui Özbilen	TUR	3:37.22	Simon Denissel	FRA	3:37.70

3000 Metres

‡ Unofficial automatic timing; * No times – race stopped one lap short (2820 metres)

1966	Harald Norpoth	FRG	7:56.0	Siegfried Herrmann	GDR	7:57.2	István Kiss	HUN	8:05.0
1967	Werner Girke	FRG	7:58.6	Rashid Sharafetdinov	URS	7:59.0	Lajos Mecser	HUN	8:00.6
1968‡	Viktor Kudinskiy	URS	8:10.27	Bernd Diessner	GDR	8:11.0	Wolfgang Zur	FRG	8:11.8
1969	Ian Stewart	GBR	7:55.4	Javier Alvarez	ESP	7:56.2	Werner Girke	FRG	7:56.8
1970‡	Ricky Wilde	GBR	7:46.85	Harald Norpoth	FRG	7:49.6	Javier Alvarez	ESP	7:52.6
1971	Peter Stewart	GBR	7:53.6	Wilfried Scholz	GDR	7:54.4	Yuriy Aleksashin	URS	8:01.2
1972	Juris Grustins	URS	8:02.85	Yuriy Aleksashin	URS	8:03.20	Ulrich Brugger	FRG	8:05.07
1973	Emiel Puttemans	BEL	7:44.51	Willy Polleunis	BEL	7:51.86	Pekka Päivärintä	FIN	7:52.97
1974	Emiel Puttemans	BEL	7:48.48	Paul Thijs	BEL	7:51.76	Pavel Penkava	TCH	7:51.79
1975	Ian Stewart	GBR	7:58.6	Pekka Päivärintä	FIN	7:58.6	Boris Kuznetsov	URS	8:01.2
1976	Ingo Sensburg	FRG	8:01.6	Józef Ziubrak	POL	8:02.0	Ray Smedley	GBR	8:02.2
1977	Karl Fleschen	FRG	7:57.7	Pekka Päivärintä	FIN	7:59.3	Markus Ryffel	SUI	8:00.3
1978	Markus Ryffel	SUI	7:49.5	Emiel Puttemans	BEL	7:49.9	Jörg Peter	GDR	7:50.1
1979	Markus Ryffel	SUI	7:44.43	Christoph Herle	FRG	7:45.44	Aleksandr Fedotkin	URS	7:45.50
1980	Karl Fleschen	FRG	7:57.5	Klaas Lok	NED	7:57.9	Hans-Jürgen Orthmann	FRG	7:59.9
1981	Alex Gonzalez	FRA	*	Evgeni Ignatov	BUL	-	Valeriy Abramov	URS	-
1982	Patriz Ilg	FRG	7:53.50	Alberto Cova	ITA	7:54.12	Valeriy Abramov	URS	7:54.46
1983	Dragan Zdravković	YUG	7:54.73	Valeriy Abramov	URS	7:57.79	Uwe Mönkemeyer	FRG	7:58.11
1984	Lubomír Tesáček	TCH	7:53.16	Markus Ryffel	SUI	7:53.61	Karl Fleschen	FRG	7:54.45
1985	Bob Verbeeck	BEL	8:10.84	Thomas Wessinghage	FRG	8:10.88	Vitaliy Tishchenko	URS	8:10.91
1986	Dietmar Millonig	AUT	7:59.08	Stefano Mei	ITA	7:59.12	João Campos	POR	7:59.15
1987	José Luis González	ESP	7:52.27	Dieter Baumann	FRG	7:53.93	Pascal Thiébaud	FRA	7:54.03
1988	José Luis González	ESP	7:55.29	Markus Hacksteiner	SUI	7:56.04	Mikhail Dasko	URS	7:56.51
1989	Dieter Baumann	FRG	7:50.43	Abel Antón	ESP	7:51.88	Jacky Carlier	FRA	7:52.23
1990	Eric Dubus	FRA	7:53.94	Jacky Carlier	FRA	7:54.75	Branko Zorko	YUG	7:54.77
1992	Gennaro Di Napoli	ITA	7:47.24	John Mayock	GBR	7:48.47	José Luis González	ESP	7:48.82
1994	Kim Bauermeister	GER	7:52.34	Ovidiu Olteanu	ROU	7:52.37	Rod Finch	GBR	7:53.99
1996	Anacleto Jiménez	ESP	7:50.06	Christoph Impens	BEL	7:50.19	Panayiótis Papoúlias	GRE	7:50.80
1998	John Mayock	GBR	7:55.09	Manuel Pancorbo	ESP	7:55.23	Alberto García	ESP	7:55.24
2000	Mark Carroll	IRL	7:49.24	Rui Silva	POR	7:49.70	John Mayock	GBR	7:49.97
2002	Alberto García	ESP	7:43.89	Antonio Jiménez	ESP	7:46.49	Jesús España	ESP	7:48.08
							John Mayock	GBR	7:48.08
2005	Alistair Cragg	IRL	7:46.32	John Mayock	GBR	7:51.46	Reyes Estévez	ESP	7:51.65
2007	Cosimo Caliandro	ITA	8:02.44	Bouabdellah Tahri	FRA	8:02.85	Jesús España	ESP	8:02.91
2009	Mohamed Farah	GBR	7:40.17	Bouabdellah Tahri	FRA	7:42.14	Jesús España	ESP	7:43.29
2011	Mohamed Farah	GBR	7:53.00	Hayle Ibrahimov	AZE	7:53.32	Hailil Akkaş	TUR	7:54.19
2013	Hayle Ibrahimov	AZE	7:49.74	Juan Carlos Higuero	ESP	7:50.26	Ciarán Ó Lionáird	IRL	7:50.40

60 Metres Hurdles

* 50 Metres; ‡ Unofficial automatic timing

1966	Eddy Ottoz	ITA	7.7	Michael Parker	GBR	7.8	Henrich John	FRG	7.9
1967*	Eddy Ottoz	ITA	6.4	Valentin Chistyakov	URS	6.6	Anatoliy Mikhaylov	URS	6.7
1968*‡	Eddy Ottoz	ITA	6.57	Günther Nickel	FRG	6.68	Milan Kotik	TCH	6.73
1969*	Alan Pascoe	GBR	6.6	Werner Trzmiel	FRG	6.6	Nicolae Pertea	ROU	6.7
1970	Günther Nickel	FRG	7.8	Frank Siebeck	GDR	7.8	Guy Drut	FRA	7.8
1971	Eckart Berkes	FRG	7.8	Aleksandr Demus	URS	7.9	Sergio Liani	ITA	7.9
1972*	Guy Drut	FRA	6.51	Manfred Schumann	FRG	6.58	Anatoliy Moshiasvili	URS	6.59
1973	Frank Siebeck	GDR	7.71	Adam Galant	POL	7.76	Thomas Munkelt	GDR	7.81
1974	Anatoliy Moshiasvili	URS	7.66	Mirosław Wodzyński	POL	7.68	Frank Siebeck	GDR	7.75
1975	Leszek Wodzyński	POL	7.69	Frank Siebeck	GDR	7.69	Eduard Pereverzev	URS	7.74
1976	Viktor Myasnikov	URS	7.78	Berwyn Price	GBR	7.80	Zbigniew Jankowski	POL	7.92
1977	Thomas Munkelt	GDR	7.62	Viktor Myasnikov	URS	7.79	Arto Bryggare	FIN	7.79
1978	Thomas Munkelt	GDR	7.62	Vyacheslav Kulebyakin	URS	7.72	Giuseppe Buttari	ITA	7.86

GOLD			SILVER			BRONZE			
1979	Thomas Munkelt	GDR	7.59	Arto Bryggare	FIN	7.67	Eduard Pereverzev	URS	7.70
1980	Yuriy Chervanyev	URS	7.54	Romuald Giegiel	POL	7.73	Javier Moracho	ESP	7.75
1981*	Arto Bryggare	FIN	6.47	Javier Moracho	ESP	6.48	Guy Drut	FRA	6.54
1982	Aleksandr Puchkov	URS	7.73	Plamen Krastev	BUL	7.74	Karl-Werner Dönges	FRG	7.80
1983	Thomas Munkelt	GDR	7.48	Arto Bryggare	FIN	7.60	Andreas Oschkenat	GDR	7.63
1984	Romuald Giegiel	POL	7.62	György Bakos	HUN	7.75	Jirí Hudec	TCH	7.77
1985	György Bakos	HUN	7.60	Jirí Hudec	TCH	7.68	Vyacheslav Ustinov	URS	7.70
1986	Javier Moracho	ESP	7.67	Daniele Fontecchio	ITA	7.70	Holger Pohland	GDR	7.71
1987	Arto Bryggare	FIN	7.59	Colin Jackson	GBR	7.63	Nigel Walker	GBR	7.65
1988	Ales Höffer	TCH	7.56	Jon Ridgeon	GBR	7.57	Carlos Sala	ESP	7.67
1989	Colin Jackson	GBR	7.59	Holger Pohland	GDR	7.65	Philippe Turret	FRA	7.67
1990	Igor Kazanov	URS	7.52	Tony Jarrett	GBR	7.58	Florian Schwarthoff	FRG	7.61
1992	Igor Kazanov	LAT	7.55	Tomasz Nagórka	POL	7.69	Jiří Hudec	TCH	7.72
1994	Colin Jackson	GBR	7.41	George Boroi	ROU	7.57	Mike Fenner	GER	7.58
1996	Igor Kazanov	LAT	7.59	Gunters Peders	LAT	7.65	Jonathan Nsenga	BEL	7.66
1998	Igor Kazanov	LAT	7.54	Tomasz Ścigaczewski	POL	7.56	Mike Fenner	GER	7.58
2000	Stanislav Olijar	LAT	7.50	Tony Jarrett	GBR	7.53	Tomasz Ścigaczewski	POL	7.56
2002	Colin Jackson	GBR	7.40	Elmar Lichtenegger	AUT	7.44	Stanislav Olijar	LAT	7.51
2005	Ladji Doucouré	FRA	7.50	Felipe Vivancos	ESP	7.61	Robert Kronberg	SWE	7.65
2007	Gregory Sedoc	NED	7.63	Marcel van der Westen	NED	7.64	Jackson Quiñónez	ESP	7.65
2009	Ladji Doucouré	FRA	7.55	Gregory Sedoc	NED	7.55	Petr Svoboda	CZE	7.61
2011	Petr Svoboda	CZE	7.49	Garfield Darien	FRA	7.56	Adrien Deghelt	BEL	7.57
2013	Sergey Shubenkov	RUS	7.49	Paolo Dal Molin	ITA	7.51	Pascal Martinot Lagarde	FRA	7.53

High Jump

1966	Valeriy Skvortsov	URS	2.17	Wolfgang Schillkowski	FRG	2.11	Kjell-Ake Nilsson	SWE	2.08
1967	Anatoliy Moroz	URS	2.14	Henri Elliott	FRA	2.14	Rudolf Baudis	TCH	2.11
1968	Valeriy Skvortsov	URS	2.17	Valentin Gavrilov	URS	2.17	Kenneth Lundmark	SWE	2.14
1969	Valentin Gavrilov	URS	2.14	Henri Elliott	FRA	2.14	Serban Ioan	ROU	2.14
1970	Valentin Gavrilov	URS	2.20	Gerd Dührkop	GDR	2.17	Serban Ioan	ROU	2.17
1971	István Major	HUN	2.17	Jüri Tarmak	URS	2.17	Endre Kelemen	HUN	2.17
1972	István Major	HUN	2.24	Kestutis Sapka	URS	2.22	Jüri Tarmak	URS	2.22
1973	István Major	HUN	2.20	Jurij Palkovsky	TCH	2.20	Vassilios Papadimitrou	GRE	2.17
1974	Kestutis Sapka	URS	2.22	István Major	HUN	2.20	Vladimír Malý	TCH	2.17
1975	Vladimír Malý	TCH	2.21	Endre Kelemen	HUN	2.19	Rune Almén	SWE	2.19
1976	Sergey Senyukov	URS	2.22	Jacques Aletti	FRA	2.19	Walter Boller	FRG	2.19
							Bruno Brokken	BEL	2.19
1977	Jacek Wszola	POL	2.25	Rolf Beilschmidt	GDR	2.22	Ruud Wielart	NED	2.22
1978	Volodymyr Yashchenko	URS	2.35	Rolf Beilschmidt	GDR	2.29	Wolfgang Killing	FRG	2.27
1979	Volodymyr Yashchenko	URS	2.26	Gennadiy Belkov	URS	2.26	André Schneider	FRG	2.24
1980	Dietmar Mögenburg	FRG	2.31	Jacek Wszola	POL	2.29	Adrian Proteasa	ROU	2.29
1981	Roland Dalhäuser	SUI	2.28	Carlo Thränhardt	FRG	2.25	Dietmar Mögenburg	FRG	2.25
1982	Dietmar Mögenburg	FRG	2.34	Janusz Trzepizur	POL	2.32	Roland Dalhäuser	SUI	2.32
1983	Carlo Thränhardt	FRG	2.32	Gerd Nagel	FRG	2.30	Miroslaw Włodarczyk	POL	2.27
							Massimo Di Giorgio	ITA	2.27
1984	Dietmar Mögenburg	FRG	2.33	Carlo Thränhardt	FRG	2.30	Roland Dalhäuser	SUI	2.30
1985	Patrik Sjöberg	SWE	2.35	Aleksandr Kotovich	URS	2.30	Dariusz Biczysko	POL	2.30
1986	Dietmar Mögenburg	FRG	2.34	Carlo Thränhardt	FRG	2.31	Geoff Parsons	GBR	2.28
							Eddy Annys	BEL	2.28
1987	Patrik Sjöberg	SWE	2.38	Carlo Thränhardt	FRG	2.36	Gennadiy Avdyeyenko	URS	2.36
1988	Patrik Sjöberg	SWE	2.39	Dietmar Mögenburg	FRG	2.37	Sorin Matei	ROU	2.35
1989	Dietmar Mögenburg	FRG	2.33	Dalton Grant	GBR	2.33	Aleksey Yemelin	URS	2.30
1990	Artur Partyka	POL	2.32	Arturo Ortiz	ESP	2.30	Dietmar Mögenburg	FRG	2.30
							Gerd Nagel	FRG	2.30
1992	Patrik Sjöberg	SWE	2.38	Sorin Matei	ROU	2.36	Ralf Sonn	GER	2.29
							Dragutin Topić	YUG	2.29
1994	Dalton Grant	GBR	2.37	Jean-Charles Gicquel	FRA	2.35	Hendrik Beyer	GER	2.33
1996	Dragutin Topić	YUG	2.35	Leonid Pumäläinen	RUS	2.33	Steinar Hoen	NOR	2.31
1998	Artur Partyka	POL	2.31	Vyacheslav Voronin	RUS	2.31	Tomás Janku	CZE	2.29
2000	Vyacheslav Voronin	RUS	2.34	Martin Buss	GER	2.34	Dragutin Topić	YUG	2.34
2002	Staffan Strand	SWE	2.34	Stefan Holm	SWE	2.30	Yaroslav Rybakov	RUS	2.30
2005	Stefan Holm	SWE	2.40	Yaroslav Rybakov	RUS	2.38	Pavel Fomenko	RUS	2.32
2007	Stefan Holm	SWE	2.34	Linus Thörnblad	SWE	2.32	Martyn Bernard	GBR	2.29
2009	Ivan Ukhov	RUS	2.32	Aleksey Dmitrik	RUS	2.29			
				Kyriakos Ioannou	CYP	2.29			
2011	Ivan Ukhov	RUS	2.38	Jaroslav Bába	CZE	2.34	Aleksandr Shustov	RUS	2.34
2013	Sergey Mudrov	RUS	2.35	Aleksey Dmitrik	RUS	2.33	Jaroslav Bába	CZE	2.31

GOLD				SILVER				BRONZE			
Pole Vault											
1966	Gennadiy Bliznetsov	URS	4.90	Rudolf Tomásek	TCH	4.80	Rainer Liese	FRG	4.70		
1967	Igor Feld	URS	5.00	Gennadiy Bliznetsov	URS	4.90	Wolfgang Nordwig	GDR	4.90		
1968	Wolfgang Nordwig	GDR	5.20	Gennadiy Bliznetsov	URS	5.10	Jörg Milack	GDR	5.00		
1969	Wolfgang Nordwig	GDR	5.20	Gennadiy Bliznetsov	URS	5.10	Joachim Bär	GDR	5.10		
1970	François Tracanelli	FRA	5.30	Kjell Isaksson	SWE	5.25	Wolfgang Nordwig	GDR	5.20		
1971	Wolfgang Nordwig	GDR	5.40	Kjell Isaksson	SWE	5.35	Yuriy Isakov	URS	5.30		
1972	Wolfgang Nordwig	GDR	5.40	Hans Lagerqvist	SWE	5.40	Antti Kalliomäki	FIN	5.30		
1973	Renato Dionisi	ITA	5.40	Hans-Jürgen Ziegler	FRG	5.35	Jean-Michel Bellot	FRA	5.30		
1974	Tadeusz Ślusarski	POL	5.35	Antti Kalliomäki	FIN	5.30	Janis Lauris	URS	5.30		
1975	Antti Kalliomäki	FIN	5.35	Wojciech Buciariski	POL	5.30	Władysław Kozakiewicz	POL	5.30		
1976	Yuriy Prokhorenko	URS	5.45	Antti Kalliomäki	FIN	5.40	Renato Dionisi	ITA	5.30		
1977	Władysław Kozakiewicz	POL	5.51	Antti Kalliomäki	FIN	5.31	Mariusz Klimczyk	POL	5.20		
1978	Tadeusz Ślusarski	POL	5.45	Vladimir Trofimenko	URS	5.40	Vladimir Sergiyenko	URS	5.40		
1979	Władysław Kozakiewicz	POL	5.58	Konstantin Volkov	URS	5.45	Vladimir Trofimenko	URS	5.45		
1980	Konstantin Volkov	URS	5.60	Vladimir Polyakov	URS	5.60	Patrick Abada	FRA	5.55		
1981	Thierry Vigneron	FRA	5.70	Aleksandr Krupskiy	URS	5.65	Jean-Michel Bellot	FRA	5.65		
1982	Viktor Spasov	URS	5.70	Konstantin Volkov	URS	5.65	Władysław Kozakiewicz	POL	5.60		
1983	Vladimir Polyakov	URS	5.60	Aleksandr Obizhayev	URS	5.60	Patrick Abada	FRA	5.55		
1984	Thierry Vigneron	FRA	5.85	Pierre Quinon	FRA	5.75	Aleksandr Krupskiy	URS	5.60		
1985	Sergey Bubka	URS	5.70	Aleksandr Krupskiy	URS	5.70	Atanas Tarev	BUL	5.60		
1986	Atanas Tarev	BUL	5.70	Marian Kolasa	POL	5.70	Philippe Collet	FRA	5.65		
1987	Thierry Vigneron	FRA	5.85	Ferenc Salbert	FRA	5.85	Marian Kolasa	POL	5.80		
1988	Rodion Gataullin	URS	5.75	Nikolay Nikolov	BUL	5.70	Atanas Tarev	BUL	5.70		
1989	Grigoriy Yegorov	URS	5.75	Igor Potapovich	URS	5.75	Miroslaw Chmara	POL	5.70		
1990	Rodion Gataullin	URS	5.80	Grigoriy Yegorov	URS	5.75	Thierry Vigneron	FRA	5.70		
							Hermann Fehringer	AUT	5.70		
1992	Pyotr Bochkaryov	EUN	5.85	István Bagyula	HUN	5.80	Konstantin Semyonov	EUN	5.60		
1994	Pyotr Bochkaryov	RUS	5.90	Jean Galfione	FRA	5.80	Igor Trandekov	RUS	5.75		
1996	Dmitriy Markov	BLR	5.85	Viktor Chistyakov	RUS	5.80	Pyotr Bochkaryov	RUS	5.80		
1998	Tim Lobinger	GER	5.80	Michael Stolle	GER	5.80	Danny Ecker	GER	5.75		
2000	Aleksandr Averbukh	ISR	5.75	Martin Eriksson	SWE	5.70	Rens Blom	NED	5.60		
2002	Tim Lobinger	GER	5.75	Patrik Kristiansson	SWE	5.75	Lars Börgeling	GER	5.75		
2005	Igor Pavlov	RUS	5.90	Denys Yurchenko	UKR	5.85	Tim Lobinger	GER	5.80		
2007	Danny Ecker	GER	5.71	Denys Yurchenko	UKR	5.71	Björn Otto	GER	5.71		
2009	Renaud Lavillenie	FRA	5.81	Pavel Gerasimov	RUS	5.76	Alexander Straub	GER	5.76		
2011	Renaud Lavillenie	FRA	6.03	Jérôme Clavier	FRA	5.76	Malte Mohr	GER	5.71		
2013	Renaud Lavillenie	FRA	6.01	Björn Otto	GER	5.76	Malte Mohr	GER	5.76		
Long Jump											
1966	Igor Ter-Ovanesyan	URS	8.23	Armin Baumert	FRG	7.79	Jochen Eigenherr	FRG	7.60		
1967	Lynn Davies	GBR	7.85	Leonid Borkovskiy	URS	7.85	Andrzej Stalmach	POL	7.74		
1968	Igor Ter-Ovanesyan	URS	8.16	Tõnu Lepik	URS	7.87	Bernhard Stierle	FRG	7.59		
1969	Klaus Beer	GDR	7.77	Lynn Davies	GBR	7.76	Rafael Blanquer	ESP	7.63		
1970	Tõnu Lepik	URS	8.05	Klaus Beer	GDR	7.99	Rafael Blanquer	ESP	7.92		
1971	Hans Baumgartner	FRG	8.12	Igor Ter-Ovanesyan	URS	7.91	Vasile Sarucan	ROU	7.88		
1972	Max Klauss	GDR	8.02	Hans Baumgartner	FRG	7.99	Jaroslav Broz	TCH	7.88		
1973	Hans Baumgartner	FRG	7.85	Max Klauss	GDR	7.83	Grzegorz Cybulski	POL	7.81		
1974	Jean-François Bonhême	FRA	8.17	Hans Baumgartner	FRG	8.10	Max Klauss	GDR	8.03		
1975	Jacques Rousseau	FRA	7.94	Hans-Jürgen Berger	FRG	7.87	Zbigniew Beta	POL	7.82		
1976	Jacques Rousseau	FRA	7.90	Valeriy Podluzhniy	URS	7.79	Joachim Busse	FRG	7.72		
1977	Hans Baumgartner	FRG	7.96	Lutz Franke	GDR	7.89	László Szálma	HUN	7.78		
1978	László Szálma	HUN	7.83	Ronald Desruelles	BEL	7.75	Vladimir Tsepelyov	URS	7.73		
1979	Vladimir Tsepelyov	URS	7.88	Valeriy Podluzhniy	URS	7.86	Lutz Franke	GDR	7.80		
1980	Winfried Klepsch	FRG	7.98	Nenad Stekić	YUG	7.91	Stanisław Jaskulka	POL	7.85		
1981	Rolf Bernhard	SUI	8.01	Antonio Corgos	ESP	7.97	Shamil Abbyasov	URS	7.95		
1982	Henry Lauterbach	GDR	7.86	Rolf Bernhard	SUI	7.83	Giovanni Evangelisti	ITA	7.83		
1983	László Szálma	HUN	7.95	Gyula Pálóczi	HUN	7.90	Jens Knippals	FRG	7.82		
1984	Ján Leitner	TCH	7.96	Mathias Koch	GDR	7.91	Robert Emmiyan	URS	7.89		
1985	Gyula Pálóczi	HUN	8.15	László Szálma	HUN	8.15	Sergey Layevskiy	URS	8.14		
1986	Robert Emmiyan	URS	8.32	László Szálma	HUN	8.24	Ján Leitner	TCH	8.17		
1987	Robert Emmiyan	URS	8.49	Giovanni Evangelisti	ITA	8.26	Christian Thomas	FRG	8.12		
1988	Frans Maas	NED	8.06	László Szálma	HUN	8.03	Giovanni Evangelisti	ITA	8.00		
1989	Emiel Mellaard	NED	8.14	Antonio Corgos	ESP	8.12	Frans Maas	NED	8.11		
1990	Dietmar Haaf	FRG	8.11	Emiel Mellaard	NED	8.08	Robert Emmiyan	URS	8.06		
1992	Dmitriy Bagryanov	EUN	8.12	Konstantin Krause	GER	8.04	Jarmo Kärnä	FIN	7.96		
1994	Dietmar Haaf	GER	8.15	Kostas Koukodhimos	GRE	8.09	Bogdan Tudor	ROU	8.07		
1996	Mattias Sunneborn	SWE	8.06	Bogdan Țaruș	ROU	8.03	Spyros Vasdhékis	GRE	8.03		
1998	Aleksey Lukashevich	UKR	8.06	Carlos Calado	POR	8.05	Emmanuel Bangué	FRA	8.05		

GOLD				SILVER				BRONZE			
2000	Petar Dachev	BUL	8.26	Bogdan Țăruș	ROU	8.20	Vitaliy Shkurlatov	RUS	8.10		
2002	Raúl Fernández	ESP	8.22	Yago Lamela	ESP	8.17	Petar Dachev	BUL	8.17		
2005	Joan Lino Martínez	ESP	8.37	Bogdan Țăruș	ROU	8.14	Volodymyr Zyuskov	UKR	7.99		
2007	Andrew Howe	ITA	8.30	Loúis Tsátoumas	GRE	8.02	Salim Sdiri	FRA	8.00		
2009	Sebastian Bayer	GER	8.71	Nils Winter	GER	8.22	Marcin Starzak	POL	8.18		
2011	Sebastian Bayer	GER	8.16	Kafetien Gomis	FRA	8.03	Morten Jensen	DEN	8.00		
2013	Aleksandr Menkov	RUS	8.31	Michel Tornéus	SWE	8.29	Christian Reif	GER	8.07		

Triple Jump

1966	Șerban Ciocină	ROU	16.43	Michael Sauer	FRG	16.35	Petr Nemsovsky	TCH	16.28
1967	Petr Nemsovsky	TCH	16.57	Henrik Kalocsai	HUN	16.45	Aleksandr Zolotaryov	URS	16.40
1968	Nikolay Dudkin	URS	16.71	Viktor Sanyeyev	URS	16.69	Luis Felipe Areta	ESP	16.47
1969	Nikolay Dudkin	URS	16.73	Zoltán Cziffra	HUN	16.46	Carol Corbu	ROU	16.20
1970	Viktor Sanyeyev	URS	16.95	Jörg Drehmel	GDR	16.74	Șerban Ciocină	ROU	16.47
1971	Viktor Sanyeyev	URS	16.83	Carol Corbu	ROU	16.83	Gennadiy Savlevich	URS	16.24
1972	Viktor Sanyeyev	URS	16.97	Carol Corbu	ROU	16.89	Valentin Shevchenko	URS	16.73
1973	Carol Corbu	ROU	16.80	Michał Joachimowski	POL	16.75	Mikhail Bariban	URS	16.38
1974	Michał Joachimowski	POL	17.03	Mikhail Bariban	URS	16.88	Bernard Lamitié	FRA	16.56
1975	Viktor Sanyeyev	URS	17.01	Michał Joachimowski	POL	16.90	Gennadiy Bessonov	URS	16.78
1976	Viktor Sanyeyev	URS	17.10	Carol Corbu	ROU	16.75	Bernard Lamitié	FRA	16.68
1977	Viktor Sanyeyev	URS	16.65	Jaak Uudmäe	URS	16.46	Bernard Lamitié	FRA	16.45
1978	Anatoliy Piskulin	URS	16.82	Keith Connor	GBR	16.53	Aleksandr Yakovlev	URS	16.47
1979	Gennadiy Valyukevich	URS	17.02	Anatoliy Piskulin	URS	16.97	Jaak Uudmäe	URS	16.91
1980	Béla Bákosi	HUN	16.86	Jaak Uudmäe	URS	16.51	Gennadiy Kovtunov	URS	16.45
1981	Shamil Abbyasov	URS	17.30	Klaus Kübler	FRG	16.73	Aston Moore	GBR	16.73
1982	Béla Bákosi	HUN	17.13	Gennadiy Valyukevich	URS	16.87	Nikolay Musiyenko	URS	16.82
1983	Nikolay Musiyenko	URS	17.12	Gennadiy Valyukevich	URS	16.94	Béla Bákosi	HUN	16.90
1984	Grigoriy Yemets	URS	17.33	Vlastimil Mařínek	TCH	17.16	Béla Bákosi	HUN	17.15
1985	Khristo Markov	BUL	17.29	Ján Cado	TCH	17.23	Volker Mai	GDR	17.14
1986	Māris Bružiks	URS	17.54	Aleksandr Plekhanov	URS	17.21	Béla Bákosi	HUN	16.93
1987	Serge Hélan	FRA	17.15	Khristo Markov	BUL	17.12	Nikolay Musiyenko	URS	17.00
1988	Oleg Sakirkin	URS	17.30	Béla Bákosi	HUN	17.25	Vasif Asadov	URS	17.23
1989	Nikolay Musiyenko	URS	17.29	Volker Mai	GDR	17.03	Milan Mikuláš	TCH	16.84
1990	Igor Lapshin	URS	17.14	Oleg Sakirkin	URS	16.70	Tord Henriksson	SWE	16.69
1992	Leonid Voloshin	EUN	17.35	Serge Hélan	FRA	17.18	Vasilij Sokov	EUN	17.01
1994	Leonid Voloshin	RUS	17.44	Denis Kapustin	RUS	17.35	Vasilij Sokov	RUS	17.31
1996	Māris Bružiks	LAT	16.97	Francis Agyepong	GBR	16.93	Armen Martirosyan	ARM	16.74
1998	Jonathan Edwards	GBR	17.43	Charles Friedek	GER	17.15	Serge Hélan	FRA	17.02
2000	Charles Friedek	GER	17.28	Rostislav Dimitrov	BUL	17.22	Paolo Camossi	ITA	17.05
2002	Christian Olsson	SWE	17.54	Marian Oprea	ROU	17.22	Aleksandr Glavatskiy	BLR	17.05
2005	Igor Spasovkhodskiy	RUS	17.20	Mykola Savolaynen	UKR	17.01	Aleksandr Petrenko	RUS	16.98
2007	Phillips Idowu	GBR	17.56	Nathan Douglas	GBR	17.47	Aleksandr Sergeyev	RUS	17.15
2009	Fabrizio Donato	ITA	17.59	Viktor Yastrebov	UKR	17.25	Igor Spasovkhodskiy	RUS	17.15
2011	Teddy Tamgho	FRA	17.92	Fabrizio Donato	ITA	17.73	Marian Oprea	ROU	17.62
2013	Daniele Greco	ITA	17.70	Ruslan Samitov	RUS	17.30	Aleksey Fyodorov	RUS	17.12

Shot Put

1966	Vilmos Varjú	HUN	19.06	Dieter Hoffmann	GDR	18.25	Jirí Skobla	TCH	18.08
1967	Nikolay Karasyov	URS	19.26	Eduard Gushchin	URS	18.96	Władysław Komar	POL	18.85
1968	Heinfried Birlenbach	FRG	18.65	Władysław Komar	POL	18.40	Nikolay Karasyov	URS	18.35
1969	Heinfried Birlenbach	FRG	19.51	Helmut Briesenick	GDR	19.19	Heinz-Joachim Rothenburg	GDR	18.69
1970	Helmut Briesenick	GDR	20.22	Heinz-Joachim Rothenburg	GDR	19.70	Pierre Colnard	FRA	18.96
1971	Helmut Briesenick	GDR	20.19	Valeriy Voykin	URS	19.54	Rickard Bruch	SWE	19.50
1972	Helmut Briesenick	GDR	20.67	Władysław Komar	POL	20.32	Jaroslav Brabec	TCH	19.94
1973	Jaroslav Brabec	TCH	20.29	Gerd Lochmann	GDR	20.12	Jaromír Vlček	TCH	19.68
1974	Geoff Capes	GBR	20.95	Heinz-Joachim Rothenburg	GDR	20.87	Jaroslav Brabec	TCH	19.87
1975	Valcho Stoev	BUL	20.19	Geoff Capes	GBR	19.98	Valeriy Voykin	URS	19.44
1976	Geoff Capes	GBR	20.64	Gerd Lochmann	GDR	20.29	Aleksandr Baryshnikov	URS	20.02
1977	Hreinn Halldórsson	ISL	20.59	Geoff Capes	GBR	20.46	Władysław Komar	POL	20.17
1978	Reijo Ståhlberg	FIN	20.48	Władysław Komar	POL	20.16	Geoff Capes	GBR	20.11
1979	Reijo Ståhlberg	FIN	20.47	Geoff Capes	GBR	20.23	Vladimir Kiselyov	URS	20.01
1980	Zlatan Saračević	YUG	20.43	Jaromír Vlček	TCH	20.19	Ivan Ivančić	YUG	19.48
1981	Reijo Ståhlberg	FIN	19.88	Luc Viudes	FRA	19.41	Zlatan Saračević	YUG	19.40
1982	Vladimir Milić	YUG	20.45	Remigius Machura	TCH	20.07	Jovan Lazarević	YUG	19.65
1983	Jānis Bojārs	URS	20.56	Aleksandr Baryshnikov	URS	20.44	Ivan Ivančić	YUG	20.26
1984	Jānis Bojārs	URS	20.84	Werner Günthör	SUI	20.33	Alessandro Andrei	ITA	20.32
1985	Remigius Machura	TCH	21.74	Ulf Timmermann	GDR	21.44	Werner Günthör	SUI	21.23
1986	Werner Günthör	SUI	21.51	Sergey Smirnov	URS	20.36	Marco Montelatici	ITA	20.11
1987	Ulf Timmermann	GDR	22.19	Werner Günthör	SUI	21.53	Sergey Smirnov	URS	20.97

GOLD				SILVER				BRONZE			
1988	Remigius Machura	TCH	21.42	Karsten Stolz	FRG	20.22	Georgi Todorov	BUL	19.98		
1989	Ulf Timmermann	GDR	21.68	Karsten Stolz	FRG	20.22	Georg Andersen	NOR	20.22		
1990	Klaus Bodenmüller	AUT	21.03	Ulf Timmermann	GDR	20.43	Sven Buder	GDR	20.20		
1992	Aleksandr Bagach	EUN	20.75	Aleksandr Klymenko	EUN	20.02	Klaus Bodenmüller	AUT	19.99		
1994	Aleksandr Bagach	UKR	20.66	Dragan Perić	IEP (YUG)	20.55	Pétur Gudmundsson	ISL	20.04		
1996	Paolo Dal Soglio	ITA	20.50	Dirk Urban	GER	20.04	Oliver-Sven Buder	GER	19.91		
1998	Oliver-Sven Buder	GER	21.47	Mika Halvari	FIN	20.59	Arsi Harju	FIN	20.53		
2000	Aleksandr Bagach	UKR	21.18	Timo Aaltonen	FIN	20.62	Manuel Martínez	ESP	20.38		
2002	Manuel Martínez	ESP	21.26	Joachim B. Olsen	DEN	21.23	Pavel Chumachenko	RUS	20.30		
2005	Joachim B. Olsen	DEN	21.19	Rutger Smith	NED	20.79	Manuel Martínez	ESP	20.51		
2007	Mikuláš Konopka	SVK	21.57	Pavel Lyzhin	BLR	20.82	Joachim Olsen	DEN	20.55		
2009	Tomasz Majewski	POL	21.02	Yves Niaré	FRA	20.42	Ralf Bartels	GER	20.39		
2011	Ralf Bartels	GER	21.16	David Storl	GER	20.75	Maksim Sidorov	RUS	20.55		
2013	Asmir Kolašinac	SRB	20.62	Hamza Alić	BIH	20.34	Ladislav Prášil	CZE	20.29		

Heptathlon

1992	Christian Plaziat	FRA	6418	Robert Změlík	TCH	6118	Antonio Peñalver	ESP	6062
1994	Christian Plaziat	FRA	6268	Henrik Dagård	SWE	6119	Alain Blondel	FRA	6084
1996	Erki Nool	EST	6188	Tomáš Dvořák	CZE	6114	Jon Arnúr Magnússon	ISL	6069
1998	Sebastian Chmara	POL	6415	Dezső Szabó	HUN	6249	Lev Lobodin	RUS	6226
2000	Tomáš Dvořák	CZE	6424	Roman Šebrle	CZE	6271	Erki Nool	EST	6200
2002	Roman Šebrle	CZE	6280	Tomáš Dvořák	CZE	6165	Erki Nool	EST	6084
2005	Roman Šebrle	CZE	6232	Aleksandr Pogorelov	RUS	6111	Roland Schwarzl	AUT	6064
2007	Roman Šebrle	CZE	6196	Aleksandr Pogorelov	RUS	6127	Andrey Kravchenko	BLR	6090
2009	Mikk Pahapill	EST	6362	Oleksiy Kasyanov	UKR	6205	Roman Šebrle	CZE	6142
2011	Andrey Kravchenko	BLR	6282	Nadir El Fassi	FRA	6237	Roman Šebrle	CZE	6178
2013	Eelco Sinthnicolaas	NED	6372	Kevin Mayer	FRA	6297	Mihail Dudaš	SRB	6099

5000 Metres Walk*Discontinued after 1994; * Demonstration event*

1981*	Hartwig Gauder	GDR	19:08.59	Maurizio Damilano	ITA	19:13.90	Gérard Lelièvre	FRA	19:55.02
1982*	Maurizio Damilano	ITA	19:40.28	Carlo Mattioli	ITA	20:06.91	Martin Toporek	AUT	20:19.47
1983*	Anatoliy Solomin	URS	19:19.93	Yevgeniy Yevsyukov	URS	19:41.66	Erling Andersen	NOR	20:00.68
1987	Jozef Pribilinec	TCH	19:08.44	Ronald Weigel	GDR	19:08.93	Roman Mrázek	TCH	19:10.77
1988	Jozef Pribilinec	TCH	18:44.40	Roman Mrázek	TCH	18:44.91	Sándor Urbanik	HUN	18:45.91
1989	Mikhail Shchennikov	URS	18:35.60	Roman Mrázek	TCH	18:40.11	Giovanni De Benedictis	ITA	18:43.45
1990	Mikhail Shchennikov	URS	19:00.62	Giovanni De Benedictis	ITA	19:02.90	Axel Noack	GDR	19:08.36
1992	Giovanni De Benedictis	ITA	18:19.97	Frants Kostyukevich	EUN	18:25.40	Stefan Johansson	SWE	18:27.95
1994	Mikhail Shchennikov	RUS	18:34.32	Ronald Weigel	GER	18:40.32	Denis Langlois	FRA	18:43.20

4 x 400m Relay*1972 to 1998 - not held*

1970	USSR	3:05.9	Poland	3:07.5	FRG	3:10.7
1971	Poland	3:11.1	USSR	3:11.9	Bulgaria	3:15.6
2000	Czech Republic	3:06.10	Germany	3:06.64	Hungary	3:09.35
2002	Poland	3:05.50	France	3:06.42	Spain	3:06.60
2005	France	3:07.90	Great Britain & NI	3:09.53	Russia	3:09.63
2007	Great Britain & NI	3:07.04	Russia	3:08.10	Poland	3:08.14
2009	Italy	3:06.68	Great Britain & NI	3:07.04	Poland	3:07.04
2011	France	3:06.17	Great Britain & NI	3:06.46	Belgium	3:06.57
2013	Great Britain & NI	3:05.78	Russia	3:06.96	Czech Republic	3:07.64

Other Relays*1966 to 1975 only*

1966	4x320m	FRG	2:30.1	Czechoslovakia	2:31.0		
	Medley	FRG	3:22.0	Italy	3:22.2	Belgium	3:27.2
1967	4x300m	USSR	2:18.0	Poland	2:20.2	Czechoslovakia	2:20.5
	Medley	FRG	3:06.6	USSR	3:06.9	Czechoslovakia	3:08.8
	3x1000m	FRG	7:19.6	Czechoslovakia	7:20.0	USSR	7:20.6
1968	4x364m	Poland	2:48.9	FRG	2:49.7	USSR	2:51.1
	Medley	USSR	3:52.2	Poland	3:54.6	Spain	4:02.8
	3x1000m	USSR	7:13.6	Spain	7:23.6	Czechoslovakia	7:40.2
1969	4x390m	Poland	3:01.9	USSR	3:01.9	FRG	3:04.5
	Medley	Poland	4:16.4				
	3x1000m	FRG	7:08.0	Czechoslovakia	7:23.1	Yugoslavia	7:42.8
1970	Medley	USSR	6:18.0	Poland	6:18.8	FRG	6:19.6
1971	4x800m	USSR	7:17.8	Poland	7:19.2	FRG	7:25.0
1972	4x360m	Poland	2:46.4	FRG	2:46.9	France	2:50.2
	4x720m	FRG	6:26.4	USSR	6:27.0	Poland	6:27.6

GOLD		SILVER		BRONZE			
1973	4x360m	France	2:46.00	FRG	2:46.42		
	4x720m	FRG	6:21.58	Czechoslovakia	6:21.60	Poland	6:26.95
1974	4x392m	Sweden	3:04.55	France	3:05.46		
1975	4x320m	FRG	2:29.9	Poland	2:31.4	Bulgaria	2:32.1

WOMEN**60 Metres**

* 50 Metres; ‡ Unofficial automatic timing

1966	Margit Nemesházi	HUN	7.3	Galina Mitrokhina	URS	7.3	Mary Rand	GBR	7.4
1967*	Margit Nemesházi	HUN	6.3	Karen Wallgren	SWE	6.4	Galina Bukharina	URS	6.5
1968*‡	Sylviane Telliez	FRA	6.29	Erika Rost	FRG	6.43	Hannelore Trabert	FRG	6.46
1969*	Irena Szewińska	POL	6.4	Sylviane Telliez	FRA	6.5	Madeleine Cobb	GBR	6.5
1970	Renate Meissner	GDR	7.4	Sylviane Telliez	FRA	7.5	Wilma van den Berg	NED	7.5
1971	Renate Stecher	GDR	7.3	Sylviane Telliez	FRA	7.4	Annegret Irrgang	FRG	7.4
1972*	Renate Stecher	GDR	6.25	Annegret Richter	FRG	6.28	Sylviane Telliez	FRA	6.31
1973	Annegret Richter	FRG	7.27	Petra Vogt	GDR	7.29	Sylviane Telliez	FRA	7.32
1974	Renate Stecher	GDR	7.16	Andrea Lynch	GBR	7.17	Irena Szewińska	POL	7.20
1975	Andrea Lynch	GBR	7.17	Monika Meyer	GDR	7.24	Irena Szewińska	POL	7.26
1976	Linda Haglund	SWE	7.24	Sonia Lannaman	GBR	7.25	Elvira Possekkel	FRG	7.28
1977	Marlies Oelsner	GDR	7.17	Lyudmila Storozhkova	URS	7.24	Rita Bottiglieri	ITA	7.34
1978	Marlies Oelsner	GDR	7.12	Linda Haglund	SWE	7.18	Lyudmila Storozhkova	URS	7.27
1979	Marlies Göhr	GDR	7.16	Marita Koch	GDR	7.19	Lyudmila Storozhkova	URS	7.22
1980	Sofka Popova	BUL	7.11	Linda Haglund	SWE	7.14	Lyudmila Kondratyeva	URS	7.31
1981*	Sofka Popova	BUL	6.17	Linda Haglund	SWE	6.17	Marita Koch	GDR	6.19
1982	Marlies Göhr	GDR	7.11	Sofka Popova	BUL	7.19	Wendy Hoyte	GBR	7.27
1983	Marlies Göhr	GDR	7.09	Silke Gladisch	GDR	7.12	Marisa Masullo	ITA	7.19
1984	Bev Kinch	GBR	7.16	Aneliya Nuneva	BUL	7.23	Nelli Cooman	NED	7.28
1985	Nelli Cooman	NED	7.10	Marlies Göhr	GDR	7.13	Heather Oakes	GBR	7.22
1986	Nelli Cooman	NED	7.00	Marlies Göhr	GDR	7.08	Silke Gladisch	GDR	7.14
1987	Nelli Cooman	NED	7.01	Aneliya Nuneva	BUL	7.06	Marlies Göhr	GDR	7.12
1988	Nelli Cooman	NED	7.04	Silke Möller	GDR	7.05	Marlies Göhr	GDR	7.07
1989	Nelli Cooman	NED	7.15	Laurence Bily	FRA	7.19	Sisko Hanhijoki	FIN	7.23
1990	Ulrike Sarvari	FRG	7.10	Laurence Bily	FRA	7.13	Nelli Cooman	NED	7.14
1992	Zhanna Tarnopolskaya	EUN	7.24	Aneliya Nuneva	BUL	7.29	Nadezhda Roshchupkina	EUN	7.31
1994	Nelli Cooman	NED	7.17	Melanie Paschke	GER	7.19	Patricia Girard	FRA	7.19
1996	Katerína Thánou	GRE	7.15	Odiah Sidibé	FRA	7.25	Jerneja Perc	SLO	7.28
1998	Melanie Paschke	GER	7.14	Frédérique Bangué	FRA	7.18	Odiah Sidibé	FRA	7.22
2000	Katerína Thánou	GRE	7.05	Petya Pendareva	BUL	7.11	Irina Pukha	UKR	7.11
2002	Kim Gevaert	BEL	7.16	Marina Kislova	RUS	7.18	Yeoryía Koklóni	GRE	7.22
2005	Kim Gevaert	BEL	7.16	Yeoryía Koklóni	GRE	7.18	María Karastamáti	GRE	7.25
2007	Kim Gevaert	BEL	7.12	Yevgeniya Polyakova	RUS	7.18	Daria Onyško	POL	7.20
2009	Yevgeniya Polyakova	RUS	7.18	Ezinne Okparaebo	NOR	7.21	Verena Sailer	GER	7.22
2011	Olesya Povh	UKR	7.13	Mariya Ryemyen	UKR	7.15	Ezinne Okparaebo	NOR	7.20
2013	Mariya Ryemyen	UKR	7.10	Myriam Soumaré	FRA	7.11	Ivet Lalova	BUL	7.12

200 Metres*Discontinued after 2005*

1982	Gesine Walther	GDR	22.80	Yelena Kelchevskaya	URS	23.35	Heidi Gaugel	FRG	23.39
1983	Marita Koch	GDR	22.39	Joan Baptiste	GBR	23.37	Christina Sussiek	FRG	23.61
1984	Jarmila Kratochvílová	TCH	23.02	Marie-Christine Cazier	FRA	23.68	Olga Antonova	URS	23.80
1985	Marita Koch	GDR	22.82	Kirsten Emmelmann	GDR	23.06	Els Vader	NED	23.64
1986	Marita Koch	GDR	22.58	Ewa Kasprzyk	POL	22.96	Kirsten Emmelmann	GDR	23.28
1987	Kirsten Emmelmann	GDR	23.10	Blanca Lacambra	ESP	23.19	Marie-Christine Cazier	FRA	23.40
1988	Ewa Kasprzyk	POL	22.69	Tatyana Papilina	URS	22.79	Silke Knoll	FRG	23.12
1989	Marie-José Pérec	FRA	23.21	Regula Aebi	SUI	23.38	Sabine Tröger	AUT	23.70
1990	Ulrike Sarvari	FRG	22.96	Natalya Kovtun	URS	23.01	Galina Malchugina	URS	23.04
1992	Oksana Styopicheva	EUN	23.18	Iolanda Oanta	ROU	23.23	Sabine Tröger	AUT	23.35
1994	Galina Malchugina	RUS	22.41	Silke Knoll	GER	22.96	Jacqueline Poelman	NED	23.43
1996	Sandra Myers	ESP	23.15	Erika Suchovská	CZE	23.16	Zlatka Georgieva	BUL	23.40
1998	Svetlana Goncharenko	RUS	22.46	Melanie Paschke	GER	22.50	Katerína Kóffa	GRE	22.86
2000	Muriel Hurtis	FRA	23.06	Alenka Bikar	SLO	23.16	Yekaterina Leshchova	RUS	23.20
2002	Muriel Hurtis	FRA	22.52	Karin Mayr-Krifka	AUT	22.70	Gabi Rockmeier	GER	23.05
2005	Ivet Lalova	BUL	22.91	Karin Mayr-Krifka	AUT	22.94	Jacqueline Poelman	NED	23.42

400 Metres

‡ Unofficial automatic timing

1966	Helga Henning	FRG	56.9	Libuse Macounová	TCH	57.2	Maeve Kyle	IRL	57.3
1967	Karin Wallgren	SWE	55.7	Lia Louer	NED	56.7	Liljana Petnjarić	YUG	57.3

GOLD				SILVER				BRONZE			
1968‡	Natalya Pechonkina	URS	55.29	Gisela Köpke	FRG	56.2	Tatyana Arnautova	URS	56.3		
1969	Colette Besson	FRA	54.0	Christel Frese	FRG	54.8	Rosemary Stirling	GBR	54.8		
1970‡	Marilyn Neufville	GBR	53.01	Christel Frese	FRG	53.1	Colette Besson	FRA	53.6		
1971	Vera Popkova	URS	53.7	Inge Bödding	FRG	54.3	Maria Sykora	AUT	54.4		
1972	Christel Frese	FRG	53.36	Inge Bödding	FRG	54.60	Erika Weinstein	FRG	54.73		
1973	Verona Bernard	GBR	53.04	Waltraud Dietsch	GDR	53.35	Renate Siebach	GDR	53.49		
1974	Jelica Pavličić	YUG	52.64	Nadezhda Ilyina	URS	52.81	Waltraud Dietsch	GDR	52.84		
1975	Verona Elder	GBR	52.68	Nadezhda Ilyina	URS	53.21	Inta Klimovicha	URS	53.91		
1976	Rita Wilden	FRG	52.26	Jelica Pavličić	YUG	52.47	Inta Klimovicha	URS	52.80		
1977	Marita Koch	GDR	51.14	Verona Elder	GBR	52.75	Jelica Pavličić	YUG	53.49		
1978	Marina Sidorova	URS	52.42	Rita Bottiglieri	ITA	53.18	Karoline Käfer	AUT	53.56		
1979	Verona Elder	GBR	51.80	Jarmila Kratochvílová	TCH	51.81	Karoline Käfer	AUT	51.90		
1980	Elke Decker	FRG	52.28	Karoline Käfer	AUT	52.70	Tatyana Goyshchik	URS	52.71		
1981	Jarmila Kratochvílová	TCH	50.07	Natalya Bochina	URS	52.32	Verona Elder	GBR	52.37		
1982	Jarmila Kratochvílová	TCH	49.59	Dagmar Rübsum	GDR	51.18	Gaby Bussmann	FRG	51.57		
1983	Jarmila Kratochvílová	TCH	49.69	Kirsten Siemon	GDR	51.70	Rositsa Stamenova	BUL	52.36		
1984	Taťána Kocembová	TCH	49.97	Erika Rossi	ITA	52.37	Rositsa Stamenova	BUL	52.41		
1985	Sabine Busch	GDR	51.35	Dagmar Neubauer	GDR	51.40	Alena Bulířová	TCH	52.64		
1986	Sabine Busch	GDR	51.40	Petra Müller	GDR	51.59	Ann-Louise Skoglund	SWE	52.40		
1987	Mariya Pinigina	URS	51.27	Gisela Kinzel	FRG	52.29	Cristina Pérez	ESP	52.63		
1988	Petra Müller	GDR	50.28	Helga Arendt	FRG	51.06	Dagmar Neubauer	GDR	51.57		
1989	Sally Gunnell	GBR	52.04	Marina Shmonina	URS	52.36	Anita Protti	SUI	52.57		
1990	Marina Shmonina	URS	51.22	Iolanda Oanță	ROU	52.22	Judit Forgács	HUN	53.02		
1992	Sandra Myers	ESP	51.21	Olga Bryzgina	EUN	51.48	Yelena Golesheva	EUN	52.07		
1994	Svetlana Goncharenko	RUS	51.62	Tatyana Alekseyeva	RUS	51.77	Viviane Dorsile	FRA	51.92		
1996	Grit Breuer	GER	50.81	Olga Kotlyarova	RUS	51.70	Tatyana Chebykina	RUS	51.71		
1998	Grit Breuer	GER	50.45	Ionela Tîrlea	ROU	50.56	Helena Fuchsová	CZE	51.22		
2000	Svetlana Pospelova	RUS	51.66	Natalya Nazarova	RUS	51.69	Helena Fuchsová	CZE	52.32		
2002	Natalya Antyukh	RUS	51.65	Claudia Marx	GER	52.15	Karen Shinkins	IRL	52.17		
2005	Svetlana Pospelova	RUS	50.41	Svetlana Usovich	BLR	50.55	Irina Rosikhina	RUS	52.05		
2007	Nicola Sanders	GBR	50.02	Ilona Usovich	BLR	51.00	Olesya Zykina	RUS	51.69		
2009	Antonina Krivoshapka	RUS	51.18	Nataliya Pygyda	UKR	51.44	Darya Safonova	RUS	51.85		
2011	Denisa Rosolová	CZE	51.73	Olesya Krasnomovets	RUS	51.80	Kseniya Zadorina	RUS	52.03		
2013	Perri Shakes-Drayton	GBR	50.85	Eilidh Child	GBR	51.45	Moa Hjelder	SWE	52.04		

800 Metres‡ *Unofficial automatic timing*

1966	Zsuzsa Szabó	HUN	2:07.9	Karin Kessler	FRG	2:10.8	Marie Ingrová	TCH	2:11.6
1967	Karin Kessler	FRG	2:08.2	Maryvonne Dupureur	FRA	2:09.6	Valentina Lukyanova	URS	2:10.5
1968‡	Karin Burneleit	GDR	2:07.65	Alla Kolesnikova	URS	2:08.3	Valentina Lukyanova	URS	2:09.4
1969	Barbara Wieck	GDR	2:05.3	Magdolna Kulscár	HUN	2:07.5	Anna Zimina	URS	2:08.0
1970	Maria Sykora	AUT	2:07.0	Lyudmila Bragina	URS	2:07.5	Zofia Kolakowska	POL	2:07.6
1971	Hildegard Falck	FRG	2:06.1	Ileana Silai	ROU	2:06.5	Rosemary Stirling	GBR	2:06.6
1972	Gunhild Hoffmeister	GDR	2:04.83	Ileana Silai	ROU	2:05.17	Svetla Zlateva	BUL	2:05.50
1973	Stefka Jordanova	BUL	2:02.65	Elfi Rost	GDR	2:02.83	Elżbieta Skowrońska	POL	2:02.90
1974	Elżbieta Katolik	POL	2:02.38	Gisela Ellenberger	FRG	2:02.54	Gunhild Hoffmeister	GDR	2:02.59
1975	Anita Barkusky	GDR	2:05.6	Sarmita Stuula	URS	2:06.2	Rositsa Pekhliyanova	BUL	2:06.3
1976	Nikolina Shtereva	BUL	2:02.2	Lilyana Tomova	BUL	2:02.6	Gisela Klein	FRG	2:03.2
1977‡	Jane Colebrook	GBR	2:01.12	Totka Petrova	BUL	2:01.17	Elżbieta Katolik	POL	2:01.3
1978	Ulrike Bruns	GDR	2:02.3	Totka Petrova	BUL	2:02.5	Mariana Suman	ROU	2:03.4
1979	Nikolina Shtereva	BUL	2:02.6	Anita Weiss	GDR	2:02.9	Fița Lovin	ROU	2:03.1
1980	Jolanta Januchta	POL	2:00.6	Anne-Marie Van Nuffel	BEL	2:00.9	Liz Barnes	GBR	2:01.5
1981	Hildegard Ullrich	GDR	2:00.94	Svetla Zlateva	BUL	2:01.37	Nikolina Shtereva	BUL	2:02.50
1982	Doina Melinte	ROU	2:00.39	Martina Steuk	GDR	2:01.07	Jolanta Januchta	POL	2:01.24
1983	Svetlana Kitova	URS	2:01.28	Zuzana Moravčíková	TCH	2:01.66	Olga Simakova	URS	2:02.25
1984	Milena Matejkovičová	TCH	1:59.52	Doina Melinte	ROU	1:59.81	Cristeana Cojocar	ROU	2:01.24
1985	Ella Kovacs	ROU	2:00.51	Nadezhda Olizarenko	URS	2:00.90	Cristeana Cojocar	ROU	2:01.01
1986	Sigrun Ludwigs	GDR	1:59.89	Cristeana Matei	ROU	2:01.54	Slobodanka Čolović	YUG	2:03.28
1987	Christine Wachtel	GDR	1:59.89	Sigrun Wodars	GDR	2:00.59	Lyubov Kiryukhina	URS	2:01.85
1988	Sabine Zwiener	FRG	2:01.19	Olga Nelyubova	URS	2:01.61	Gabi Lesch	FRG	2:01.85
1989	Doina Melinte	ROU	1:59.89	Ellen Kiessling	GDR	2:01.24	Tatyana Grebenchuk	URS	2:01.63
1990	Lyubov Gurina	URS	2:01.63	Sabine Zwiener	FRG	2:02.23	Lorraine Baker	GBR	2:02.42
1992	Ella Kovacs	ROU	1:59.98	Inna Yevseyeva	EUN	2:00.26	Yelena Afanasyeva	EUN	2:00.69
1994	Natalya Dukhnova	BLR	2:00.42	Ella Kovacs	ROU	2:00.49	Carla Sacramento	POR	2:01.12
1996	Patricia Djabat-Taillard	FRA	2:01.71	Stella Jongmans	NED	2:01.88	Svetlana Masterkova	RUS	2:02.86
1998	Ludmila Formanová	CZE	2:02.30	Malin Ewerlöf	SWE	2:03.61	Judit Varga	HUN	2:03.81
2000	Stephanie Graf	AUT	1:59.70	Natalya Tsyganova	RUS	2:00.17	Sandra Stals	BEL	2:01.34
2002	Jolanda Čeplak	SLO	1:55.82	Stephanie Graf	AUT	1:55.85	Elisabeth Grousselle	FRA	2:01.46
2005	Larisa Chzhao	RUS	1:59.97	Mayte Martínez	ESP	2:00.52	Natalya Tsyganova	RUS	2:01.62

GOLD			SILVER			BRONZE			
2007	Oksana Zbrozhek	RUS	1:59.23	Tetyana Petlyuk	UKR	1:59.84	Jolanda Čeplak	SLO	2:00.00
2009	Mariya Savinova	RUS	1:58.10	Oksana Zbrozhek	RUS	1:59.20	Elisa Cusma	ITA	2:00.23
2011	Jenny Meadows	GBR	2:00.50	Linda Marguet	FRA	2:01.61	Marilyn Okoro	GBR	2:02.46
2013	Nataliya Lupu	UKR	2:00.29	Yelena Kotulskaya	RUS	2:00.98	Maryna Arzamasava	BLR	2:01.21

1500 Metres

1971	Margaret Beacham	GBR	4:17.2	Lyudmila Bragina	URS	4:17.8	Tamara Pangelova	URS	4:18.1
1972	Tamara Pangelova	URS	4:14.62	Lyudmila Bragina	URS	4:18.35	Vasilena Amzina	BUL	4:18.84
1973	Ellen Tittel	FRG	4:16.17	Tonka Petrova	BUL	4:17.20	Iris Claus	GDR	4:21.49
1974	Tonka Petrova	BUL	4:11.00	Karin Krebs	GDR	4:11.33	Tamara Kazachkova	URS	4:14.45
1975	Natalia Andrei	ROU	4:14.7	Tatyana Kazankina	URS	4:14.8	Ellen Wellmann	FRG	4:16.2
1976	Brigitte Kraus	FRG	4:15.2	Natalia Mărășescu	ROU	4:15.6	Rositsa Pekhlivanova	BUL	4:15.8
1977	Mary Stewart	GBR	4:09.4	Vasela Yatsinska	BUL	4:10.0	Rumyana Chavdarova	BUL	4:11.3
1978	Ileana Silai	ROU	4:07.1	Natalia Mărășescu	ROU	4:07.4	Brigitte Kraus	FRG	4:07.6
1979	Natalia Mărășescu	ROU	4:03.5	Zamira Zaytseva	URS	4:03.9	Svetlana Guskova	URS	4:07.4
1980	Tamara Koba	URS	4:12.5	Anna Bukis	POL	4:13.1	Mary Purcell	IRL	4:14.2
1981	Agnese Possamai	ITA	4:07.49	Valentina Ilyinykh	URS	4:08.17	Vanya Smolka	URS	4:08.64
1982	Gabriella Dorio	ITA	4:04.01	Brigitte Kraus	FRG	4:04.22	Beate Liebich	GDR	4:06.70
1983	Brigitte Kraus	FRG	4:16.14	Maria Radu	ROU	4:17.16	Ivana Kleinová	TCH	4:17.21
1984	Fița Lovin	ROU	4:10.03	Elly van Hulst	NED	4:11.09	Sandra Gasser	SUI	4:11.70
1985	Doina Melinte	ROU	4:02.54	Fița Lovin	ROU	4:03.46	Brigitte Kraus	FRG	4:03.64
1986	Svetlana Kitova	URS	4:14.25	Tatyana Lebonda	URS	4:14.29	Mitica Junghiatu	ROU	4:15.00
1987	Sandra Gasser	SUI	4:08.76	Svetlana Kitova	URS	4:09.01	Ivana Walterová	TCH	4:09.99
1988	Doina Melinte	ROU	4:05.77	Mitica Constantin	ROU	4:06.16	Brigitte Kraus	FRG	4:07.06
1989	Paula Ivan	ROU	4:07.16	Marina Yachmenyova	URS	4:07.77	Svetlana Kitova	URS	4:08.36
1990	Doina Melinte	ROU	4:09.73	Sandra Gasser	SUI	4:10.13	Violeta Beclea	ROU	4:10.44
1992	Yekaterina Podkopayeva	EUN	4:06.61	Lyubov Kremlyova	EUN	4:06.62	Doina Melinte	ROU	4:06.90
1994	Yekaterina Podkopayeva	RUS	4:06.46	Lyudmila Rogachova	RUS	4:06.60	Małgorzata Rydz	POL	4:06.98
1996	Carla Sacramento	POR	4:08.95	Yekaterina Podkopayeva	RUS	4:09.65	Małgorzata Rydz	POL	4:10.50
1998	Theresia Kiesl	AUT	4:13.62	Lidia Chojecka	POL	4:14.93	Violeta Szekely	ROU	4:15.54
2000	Violeta Szekely	ROU	4:12.82	Olga Kuznetsova	RUS	4:13.45	Yuliya Kosenkova	RUS	4:13.60
2002	Yekaterina Puzanova	RUS	4:06.30	Elena Iagar	ROU	4:06.90	Alesya Turova	BLR	4:07.69
2005	Elena Iagar	ROU	4:03.09	Corina Dumbravean	ROU	4:05.88	Hind Dehiba	FRA	4:07.20
2007	Lidia Chojecka	POL	4:05.13	Natalya Pantelyeva	RUS	4:06.04	Olesya Chumakova	RUS	4:06.48
2009	Anna Alminova	RUS	4:07.76	Natalia Rodríguez	ESP	4:08.72	Sonja Roman	SLO	4:11.42
2011	Yelena Arzhakova	RUS	4:13.78	Nuria Fernández	ESP	4:14.04	Yekaterina Martynova	RUS	4:14.16
2013	Abeba Aregawi	SWE	4:04.47	Isabel Macías	ESP	4:14.19	Katarzyna Broniatowska	POL	4:14.30

3000 Metres

1982	Agnese Possamai	ITA	8:53.77	Maricica Puică	ROU	8:54.26	Paula Fudge	GBR	8:56.96
1983	Yelena Sipatova	URS	9:04.40	Agnese Possamai	ITA	9:04.41	Yelena Malykhina	URS	9:04.52
1984	Brigitte Kraus	FRG	9:12.07	Tatyana Pozdnyakova	URS	9:15.04	Ivana Kleinová	TCH	9:15.71
1985	Agnese Possamai	ITA	8:55.25	Olga Bondarenko	URS	8:58.03	Yvonne Murray	GBR	9:00.94
1986	Ines Bibernell	GDR	8:54.52	Yvonne Murray	GBR	9:01.31	Regina Chistiakova	URS	9:01.72
1987	Yvonne Murray	GBR	8:46.06	Elly van Hulst	NED	8:51.40	Brigitte Kraus	FRG	8:53.01
1988	Elly van Hulst	NED	8:44.50	Vera Michallek	FRG	8:46.97	Wendy Sly	GBR	8:51.04
1989	Elly van Hulst	NED	9:10.01	Nicky Morris	GBR	9:12.37	Maricica Puică	ROU	9:15.49
1990	Elly van Hulst	NED	8:57.28	Margareta Keszeg	HUN	8:57.50	Andrea Hahmann	GDR	9:00.31
1992	Margareta Keszeg	ROU	8:59.80	Tatyana Dorovskikh	EUN	9:00.15	Rita Marquand	GER	9:00.99
1994	Fernanda Ribeiro	POR	8:50.47	Margareta Keszeg	ROU	8:55.61	Anna Brzezińska	POL	8:56.90
1996	Fernanda Ribeiro	POR	8:39.49	Sara Wedlund	SWE	8:50.32	Marta Domínguez	ESP	8:53.34
1998	Gabriela Szabo	ROU	8:49.96	Fernanda Ribeiro	POR	8:51.42	Marta Domínguez	ESP	8:57.72
2000	Gabriela Szabo	ROU	8:42.06	Lidia Chojecka	POL	8:42.42	Marta Domínguez	ESP	8:44.08
2002	Marta Domínguez	ESP	8:53.87	Carla Sacramento	POR	8:53.96	Yelena Zadorozhnaya	RUS	8:58.36
2005	Lidia Chojecka	POL	8:43.76	Susanne Pumper	AUT	8:47.74	Silvia Weissteiner	ITA	8:56.27
2007	Lidia Chojecka	POL	8:43.25	Marta Domínguez	ESP	8:44.40	Silvia Weissteiner	ITA	8:44.81
2009	Alemitu Bekele	TUR	8:46.50	Sara Moreira	POR	8:48.18	Mary Cullen	IRL	8:48.47
2011	Helen Clitheroe	GBR	8:56.66	Lidia Chojecka	POL	8:58.30	Layes Abdullayeva	AZE	9:00.37
2013	Sara Moreira	POR	8:58.50	Corinna Harrer	GER	9:00.50	Fionnuala Britton	IRL	9:00.54

60 Metres Hurdles

* 50 Metres; ‡ Unofficial automatic timing

1966	Irina Press	URS	8.1	Gundula Diel	GDR	8.4	Inge Schell	FRG	8.4
1967*	Karin Balzer	GDR	6.9	Vlasta Seifertová	TCH	7.0	Inge Schell	FRG	7.1
1968*‡	Karin Balzer	GDR	7.08	Bärbel Weidlich	GDR	7.12	Lyudmila Iyevleva	URS	7.14
1969*	Karin Balzer	GDR	7.2	Meta Antenen	SUI	7.3	Christine Perera	GBR	7.4
1970	Karin Balzer	GDR	8.2	Liya Khitrina	URS	8.2	Teresa Sukniewicz	POL	8.5
1971	Karin Balzer	GDR	8.1	Annelie Ehrhardt	GDR	8.1	Teresa Sukniewicz	POL	8.3
1972*	Annelie Ehrhardt	GDR	6.85	Teresa Sukniewicz	POL	6.94	Grażyna Rabsztyń	POL	7.05
							Meta Antenen	SUI	7.05

GOLD		SILVER		BRONZE					
1973	Annelie Ehrhardt	GDR	8.02	Valeria Bufanu	ROU	8.16	Teresa Nowak	POL	8.23
1974	Annerose Fiedler	GDR	8.08				Meta Antenen	SUI	8.19
	Grażyna Rabsztyn	POL	8.08						
1975	Grażyna Rabsztyn	POL	8.04	Annelie Ehrhardt	GDR	8.12	Tatyana Anisimova	URS	8.21
1976	Grażyna Rabsztyn	POL	7.96	Natalya Lebedyeva	URS	8.08	Bozena Nowakowska	POL	8.14
1977	Lyubov Nikitenko	URS	8.29	Zofia Filip	POL	8.34	Rita Bottiglieri	ITA	8.39
1978	Johanna Klier	GDR	7.94	Grażyna Rabsztyn	POL	8.07	Silvia Kempin	FRG	8.15
1979	Danuta Perka	POL	7.95	Grażyna Rabsztyn	POL	8.00	Nina Morgulina	URS	8.09
1980	Zofia Bielczyk	POL	7.77	Grażyna Rabsztyn	POL	7.89	Natalya Lebedyeva	URS	8.04
1981*	Zofia Bielczyk	POL	6.74	Mariya Kemenchezhi	URS	6.80	Tatyana Anisimova	URS	6.81
1982	Kerstin Knabe	GDR	7.98	Bettine Gärtz	GDR	8.00	Yordanka Donkova	BUL	8.03
1983	Bettine Jahn	GDR	7.75	Kerstin Knabe	GDR	7.96	Tatyana Maluyvanyets	URS	8.07
1984	Lucyna Kalek	POL	7.96	Vera Akimova	URS	7.99	Yordanka Donkova	BUL	8.09
1985	Cornelia Oschkenat	GDR	7.90	Ginka Zagorcheva	BUL	8.02	Anne Piquereau	FRA	8.03
1986	Cornelia Oschkenat	GDR	7.79	Anne Piquereau	FRA	7.89	Kerstin Knabe	GDR	7.90
1987	Yordanka Donkova	BUL	7.79	Gloria Uibel	GDR	7.89	Ginka Zagorcheva	BUL	7.92
1988	Cornelia Oschkenat	GDR	7.77	Marjan Olijslager	NED	7.92	Mihaela Pogacean	ROU	7.92
1989	Yordanka Donkova	BUL	7.87	Lyudmila Narozhilenko	URS	7.94	Gabriele Lippe	FRG	7.96
1990	Lyudmila Narozhilenko	URS	7.74	Monique Ewanje-Epée	FRA	7.84	Mihaela Pogacean	ROU	7.99
1992	Lyudmila Narozhilenko	EUN	7.82	Monique Ewanje-Epée	FRA	7.99	Yordanka Donkova	BUL	8.03
1994	Yordanka Donkova	BUL	7.85	Eva Sokolova	RUS	7.89	Anna Piquereau	FRA	7.91
1996	Patricia Girard	FRA	7.89	Brigita Bukovec	SLO	7.90	Monique Turret	FRA	8.09
1998	Patricia Girard	FRA	7.85	Svetlana Laukhova	RUS	8.01	Diane Allahgreen	GBR	8.02
2000	Linda Ferga	FRA	7.88	Patricia Girard	FRA	7.98	Yelena Krasovska	UKR	8.03
2002	Linda Ferga	FRA	7.96	Kirsten Bolm	GER	7.97	Patricia Girard	FRA	7.98
2005	Susanna Kallur	SWE	7.80	Jenny Kallur	SWE	7.99	Kirsten Bolm	GER	8.00
2007	Susanna Kallur	SWE	7.87	Aleksandra Antonova	RUS	7.94	Kirsten Bolm	GER	7.97
2009	Eline Berings	BEL	7.92	Lucie Skrobáková	CZE	7.95	Derval O'Rourke	IRL	7.97
2011	Carolin Nytra	GER	7.80	Tiffany Ofili	GBR	7.80	Christina Vukicevic	NOR	7.83
2013	Nevin Yanit	TUR	7.89	Alina Talai	BLR	7.94	Veronica Borsi	ITA	7.94

High Jump

1966	Iolanda Balaş	ROU	1.76	Olga Pulic	YUG	1.73	Ilia Hans	FRG	1.65
							Mary Rand	GBR	1.65
1967	Taisiya Chenchik	URS	1.76	Linda Knowles	GBR	1.73	Jaroslava Králová	TCH	1.70
1968	Rita Schmidt	GDR	1.84	Virginia Bonci	ROU	1.76	Antonina Okorokova	URS	1.76
1969	Rita Schmidt	GDR	1.82	Yordanka Blagoeva	BUL	1.82	Antonina Lazareva	URS	1.79
1970	Ilona Gusenbauer	AUT	1.88	Cornelia Popescu	ROU	1.82	Rita Schmidt	GDR	1.82
1971	Milada Karbanová	TCH	1.80	Vera Gavrilova	URS	1.80	Cornelia Popescu	ROU	1.78
1972	Rita Schmidt	GDR	1.90	Rita Gildemeister	GDR	1.84	Yordanka Blagoeva	BUL	1.84
1973	Yordanka Blagoeva	BUL	1.92	Rita Gildemeister	GDR	1.86	Milada Karbonová	TCH	1.86
1974	Rosemarie Witschas	GDR	1.90	Milada Karbonová	TCH	1.88	Rita Kirst	GDR	1.88
1975	Rosemarie Ackermann	GDR	1.92	Marie-Christine Debourse	FRA	1.83	Annemieke Bouma	NED	1.80
1976	Rosemarie Ackermann	GDR	1.92	Ulrike Meyfarth	FRG	1.89	Milada Karbonová	TCH	1.89
1977	Sara Simeoni	ITA	1.92	Brigitte Holzapfel	FRG	1.89	Edit Samuel	HUN	1.86
1978	Sara Simeoni	ITA	1.94	Brigitte Holzapfel	FRG	1.91	Urszula Kielan	POL	1.88
1979	Andrea Mátay	HUN	1.92	Urszula Kielan	POL	1.85	Ulrike Meyfarth	FRG	1.80
1980	Sara Simeoni	ITA	1.95	Andrea Mátay	HUN	1.93	Urszula Kielan	POL	1.93
1981	Sara Simeoni	ITA	1.97	Elżbieta Krawczuk	POL	1.94	Urszula Kielan	POL	1.94
1982	Ulrike Meyfarth	FRG	1.99	Andrea Bienias	GDR	1.99	Katalin Sterk	HUN	1.99
1983	Tamara Bykova	URS	2.03	Larisa Kositsyna	URS	1.94	Maryse Ewanje-Epée	FRA	1.92
1984	Ulrike Meyfarth	FRG	1.95	Maryse Ewanje-Epée	FRA	1.95	Danuta Bułkowska	POL	1.95
1985	Stefka Kostadinova	BUL	1.97	Susanne Helm	GDR	1.94	Danuta Bułkowska	POL	1.90
1986	Andrea Bienias	GDR	1.97	Gabrielle Günz	GDR	1.94	Larisa Kositsyna	URS	1.94
1987	Stefka Kostadinova	BUL	1.97	Tamara Bykova	URS	1.94	Susanne Beyer	GDR	1.91
							Elżbieta Trylinska	POL	1.91
1988	Stefka Kostadinova	BUL	2.04	Heike Redetzky/Henkel	FRG	1.97	Larisa Kositsyna	URS	1.97
1989	Galina Astafei	ROU	1.96	Hanne Haugland	NOR	1.96	Maryse Ewanje-Epée	FRA	1.91
1990	Heike Henkel	FRG	2.00	Britta Vörös	GDR	1.94	Galina Astafei	ROU	1.94
1992	Heike Henkel	GER	2.02	Stefka Kostadinova	BUL	2.02	Yelena Yelesina	EUN	1.94
1994	Stefka Kostadinova	BUL	1.98	Desislava Aleksandrova	BUL	1.96	Sigrid Kirchmann	AUT	1.96
1996	Alina Astafei	GER	1.98	Niki Bakoyiánni	GRE	1.96	Olga Bolshova	MOL	1.94
1998	Monica Iagăr	ROU	1.96	Alina Astafei	GER	1.94	Yelena Yelesina	RUS	1.94
2000	Kajsa Bergqvist	SWE	2.00	Zuzana Hlavonová	CZE	1.98	Olga Kaliturina	RUS	1.96
2002	Marina Kuptsova	RUS	2.03	Dóra Györfy	HUN	1.95			
				Kajsa Bergqvist	SWE	1.95			
2005	Anna Chicherova	RUS	2.01	Ruth Beitia	ESP	1.99	Venelina Veneva	BUL	1.97
2007	Tia Hellebaut	BEL	2.05	Antonietta Di Martino	ITA	1.96	Venelina Veneva	BUL	1.96

GOLD				SILVER			BRONZE		
2009	Ariane Friedrich	GER	2.01	Ruth Beitia	ESP	1.99	Viktoriya Klyugina	RUS	1.96
2011	Antonietta Di Martino	ITA	2.01	Ruth Beitia	ESP	1.96	Ebba Jungmark	SWE	1.96
2013	Ruth Beitia	ESP	1.99	Ebba Jungmark	SWE	1.96	Emma Green Tregaro	SWE	1.96

Pole Vault

1996	Vala Flosadóttir	ISL	4.16	Christine Adams	GER	4.05	Gabriela Mihalcea	ROU	4.05
1998	Anzhela Balakhonova	UKR	4.45	Daniela Bártová	CZE	4.40	Vala Flosadóttir	ISL	4.40
2000	Pavla Hamáčková	CZE	4.40	Yelena Belyakova	RUS	4.35	Christine Adams	GER	4.35
2002	Svetlana Feofanova	RUS	4.75	Yvonne Buschbaum	GER	4.65	Monika Pyrek	POL	4.60
2005	Yelena Isinbaeva	RUS	4.90	Anna Rogowska	POL	4.75	Monika Pyrek	POL	4.70
2007	Svetlana Feofanova	RUS	4.76	Yuliya Golubchikova	RUS	4.71	Anna Rogowska	POL	4.66
2009	Yuliya Golubchikova	RUS	4.75	Silke Spiegelburg	GER	4.75	Anna Battke	GER	4.65
2011	Anna Rogowska	POL	4.85	Silke Spiegelburg	GER	4.75	Kristina Gadschiew	GER	4.65
2013	Holly Bleasdale	GBR	4.67	Anna Rogowska	POL	4.67	Anzhelika Sidorova	RUS	4.62

Long Jump

1966	Tatyana Shchelkanova	URS	6.73	Mary Rand	GBR	6.53	Heidemarie Rosendahl	FRG	6.49
1967	Berit Berthelsen	NOR	6.51	Heidemarie Rosendahl	FRG	6.41	Viorica Viscopoleanu	ROU	6.40
1968	Berit Berthelsen	NOR	6.43	Bärbel Löhnert	GDR	6.23	Viorica Viscopoleanu	ROU	6.23
1969	Irena Szewińska	POL	6.38	Sue Scott/Reeve	GBR	6.18	Meta Antenen	SUI	6.15
1970	Viorica Viscopoleanu	ROU	6.56	Heidemarie Rosendahl	FRG	6.55	Mirosława Sarna	POL	6.54
1971	Heidemarie Rosendahl	FRG	6.64	Irena Szewińska	POL	6.56	Viorica Viscopoleanu	ROU	6.53
1972	Brigitte Roesen	FRG	6.58	Meta Antenen	SUI	6.42	Jarmila Nygrýnová	TCH	6.39
1973	Diana Yorgova	BUL	6.45	Jarmila Nygrýnová	TCH	6.30	Mirosława Sarna	POL	6.15
1974	Meta Antenen	SUI	6.69	Angela Schmalfeld	GDR	6.56	Valeria Stefanescu	ROU	6.39
1975	Dorina Catineanu	ROU	6.31	Liliya Alfeyeva	URS	6.29	Meta Antenen	SUI	6.28
1976	Liliya Alfeyeva	URS	6.64	Jarmila Nygrýnová	TCH	6.57	Galina Gopchenko	URS	6.48
1977	Jarmila Nygrýnová	TCH	6.63	Ildikó Szabó	HUN	6.55	Heidemarie Wycisk	GDR	6.40
1978	Jarmila Nygrýnová	TCH	6.62	Ildikó Erdélyi	HUN	6.49	Sue Reeve	GBR	6.48
1979	Siegrun Siegl	GDR	6.70	Jarmila Nygrýnová	TCH	6.42	Lena Johansson	SWE	6.27
1980	Anna Włodarczyk	POL	6.74	Anke Weigt	FRG	6.68	Sabine Everts	FRG	6.54
1981	Karin Hänel	FRG	6.77	Sigrid Heimann	GDR	6.66	Jasmin Fischer	FRG	6.65
1982	Sabine Everts	FRG	6.70	Karin Hänel	FRG	6.54	Valeria Ionescu	ROU	6.52
1983	Eva Murková	TCH	6.77	Helga Radtke	GDR	6.63	Heike Daute/Drechsler	GDR	6.61
1984	Susan Hearnshaw	GBR	6.70	Eva Murková	TCH	6.55	Stefana Lazzaroni	ITA	6.08
1985	Galina Chistyakova	URS	7.02	Eva Murková	TCH	6.99	Heike Drechsler	GDR	6.97
1986	Heike Drechsler	GDR	7.18	Helga Radtke	GDR	6.94	Yelena Kokonova	URS	6.90
1987	Heike Drechsler	GDR	7.12	Galina Chistyakova	URS	6.89	Yelena Belyovskaya	URS	6.76
1988	Heike Drechsler	GDR	7.30	Galina Chistyakova	URS	7.24	Jolanta Bartczak	POL	6.62
1989	Galina Chistyakova	URS	6.98	Yolanda Chen	URS	6.86	Ringa Ropo	FIN	6.62
1990	Galina Chistyakova	URS	6.85	Yelena Kokonova	URS	6.74	Helga Radtke	GDR	6.66
1992	Larisa Berezhnaya	EUN	7.00	Marieta Ilcu	ROU	6.74	Ljudmila Ninova	AUT	6.60
1994	Heike Drechsler	GER	7.06	Ljudmila Ninova	AUT	6.78	Inessa Kravets	UKR	6.72
1996	Renata Nielsen	DEN	6.76	Yelena Sinchukova	RUS	6.75	Claudia Gerhardt	GER	6.74
1998	Fiona May	ITA	6.91	Tatyana Ter-Mesrobyan	RUS	6.72	Linda Ferga	FRA	6.67
2000	Erica Johansson	SWE	6.89	Heike Drechsler	GER	6.86	Iva Prandzheva	BUL	6.80
2002	Níki Xánthou	GRE	6.74	Olga Rublyova	RUS	6.74	Lyudmila Galkina	RUS	6.68
2005	Naide Gomes	POR	6.70	Stilianí Pilátou	GRE	6.64	Adina Anton	ROU	6.59
							Bianca Kappler	GER	6.53*
2007	Naide Gomes	POR	6.89	Concepción Montaner	ESP	6.69	Denisa Scerbová	CZE	6.64
2009	Ksenija Balta	EST	6.87	Yelena Sokolova	RUS	6.84	Olga Kucherenko	RUS	6.82
2011	Darya Klishina	RUS	6.80	Naide Gomes	POR	6.79	Yuliya Pidluzhnaya	RUS	6.75
2013	Darya Klishina	RUS	7.01	Éloyse Lesueur	FRA	6.90	Erica Jarder	SWE	6.71

* Kappler's final jump was mis-measured at 6.96 but felt to have been in the range of 6.65

Triple Jump

* Demonstration event

1990*	Galina Chistyakova	URS	14.14	Helga Radtke	GDR	13.63	Anna Oliveira	POR	13.44
1992	Inessa Kravets	EUN	14.15	Sofiya Bozhanova	BUL	13.98	Helga Radtke	GER	13.75
1994	Inna Lasovskaya	RUS	14.88	Anna Biryukova	RUS	14.72	Sofiya Bozhanova	BUL	14.52
1996	Iva Prandzheva	BUL	14.54	Sárka Kaspárková	CZE	14.50	Olga Vasdhéki	GRE	14.30
1998	Ashia Hansen	GBR	15.16	Sárka Kaspárková	CZE	14.76	Olga Vasdhéki	GRE	14.29
2000	Tatyana Lebedeva	RUS	14.68	Cristina Nicolau	ROU	14.63	Iva Prandzheva	BUL	14.63
2002	Tereza Marinova	BUL	14.81	Ashia Hansen	GBR	14.71	Yelena Oleynikova	RUS	14.30i
2005	Viktoriya Gurova	RUS	14.74	Magdelin Martínez	ITA	14.54	Carlota Castrejana	ESP	14.45
2007	Carlota Castrejana	ESP	14.64	Olesya Bufalova	RUS	14.50	Teresa Nzola Meso	FRA	14.49
2009	Anastasiya Taranova-Potapova	RUS	14.68	Marija Šestak	SLO	14.60	Dana Veldáková	SVK	14.40
2011	Simona La Mantia	ITA	14.60	Olesya Zabara	RUS	14.45	Dana Veldáková	SVK	14.39
2013	Olga Saladukha	UKR	14.88	Irina Gumenyuk	RUS	14.30	Simona La Mantia	ITA	14.26

GOLD				SILVER				BRONZE																																																																																																																																																																																																																																																																																																																																																																																																																																																																																																																																																																																																																																																																																					
Shot Put																																																																																																																																																																																																																																																																																																																																																																																																																																																																																																																																																																																																																																																																																													
1966	Margitta Gummel	GDR	17.30	Tamara Press	URS	17.00	Nadezhda Chizhova	URS	16.95	1967	Nadezhda Chizhova	URS	17.44	Ivanka Khristova	BUL	16.55	Maria Chorbova	BUL	16.23	1968	Nadezhda Chizhova	URS	18.18	Margitta Gummel	GDR	17.62	Marita Lange	GDR	17.19	1969	Marita Lange	GDR	17.52	Ivanka Khristova	BUL	16.94	Ingeburg Friedrich	GDR	16.42	1970	Nadezhda Chizhova	URS	18.80	Hannelore Friedel	GDR	18.39	Marita Lange	GDR	18.09	1971	Nadezhda Chizhova	URS	19.70	Margitta Gummel	GDR	19.50	Antonina Ivanova	URS	18.69	1972	Nadezhda Chizhova	URS	19.41	Antonina Ivanova	URS	18.54	Marianne Adam	GDR	18.30	1973	Helena Fibingerová	TCH	19.08	Ludwika Chewińska	POL	18.29	Antonina Ivanova	URS	18.25	1974	Helena Fibingerová	TCH	20.75	Nadezhda Chizhova	URS	20.62	Marianne Adam	GDR	19.70	1975	Marianne Adam	GDR	20.05	Helena Fibingerová	TCH	19.97	Ivanka Khristova	BUL	18.35	1976	Ivanka Khristova	BUL	20.45	Svetlana Krachevskaya	URS	20.06	Ilona Schoknecht	GDR	19.36	1977	Helena Fibingerová	TCH	21.46	Ilona Slupianek	GDR	21.12	Eva Wilms	FRG	20.87	1978	Helena Fibingerová	TCH	20.67	Margitta Droese	GDR	19.77	Eva Wilms	FRG	19.24	1979	Ilona Slupianek	GDR	21.01	Marianne Adam	GDR	20.11	Judy Oakes	GBR	15.66	1980	Helena Fibingerová	TCH	19.92	Eva Wilms	FRG	19.66	Beatrix Philipp	FRG	17.59	1981	Ilona Slupianek	GDR	20.77	Helena Fibingerová	TCH	20.64	Helma Knorscheidt	GDR	20.12	1982	Verzhinia Veselinova	BUL	20.19	Helena Fibingerová	TCH	19.24	Natalya Lisovskaya	URS	18.50	1983	Helena Fibingerová	TCH	20.61	Helma Knorscheidt	GDR	20.35	Zdeňka Šilhavá	TCH	19.56	1984	Helena Fibingerová	TCH	20.34	Claudia Losch	FRG	20.23	Heidi Krieger	GDR	20.18	1985	Helena Fibingerová	TCH	20.84	Claudia Losch	FRG	20.59	Heike Hartwig	GDR	19.93	1986	Claudia Losch	FRG	20.48	Heidi Krieger	GDR	20.21	Mihaela Loghin	ROU	19.07	1987	Natalya Akhrimenko	URS	20.84	Heidi Krieger	GDR	20.02	Heike Hartwig	GDR	20.00	1988	Claudia Losch	FRG	20.39	Larisa Peleshenko	URS	20.23	Kathrin Neimke	GDR	20.20	1989	Stephanie Storp	FRG	20.30	Heike Hartwig	GDR	20.03	Iris Plotzitzka	FRG	19.79	1990	Claudia Losch	FRG	20.64	Natalya Lisovskaya	URS	20.35	Grit Hammer	GDR	19.35	1992	Natalya Lisovskaya	EUN	20.70	Svetla Mitkova	BUL	20.06	Astrid Kumbernuss	GER	19.37	1994	Astrid Kumbernuss	GER	19.44	Larisa Peleshenko	RUS	19.16	Svetla Mitkova	BUL	19.09	1996	Astrid Kumbernuss	GER	19.79	Irina Khudorozhkina	RUS	19.07	Valentina Fedyushina	UKR	18.90	1998	Irina Korzhanenko	RUS	20.25	Vita Pavlysh	UKR	20.00	Corrie de Bruin	NED	18.97	2000	Larisa Peleshenko	RUS	20.15	Nadine Kleinert-Schmitt	GER	19.23	Astrid Kumbernuss	GER	19.12	2002	Vita Pavlysh	UKR	19.76	Assunta Legnante	ITA	18.60	Lieja Koeman	NED	18.53	2005	Nadezhda Ostapchuk	BLR	19.37	Krystyna Zabawska	POL	18.96	Olga Ryabinkina	RUS	18.83	2007	Assunta Legnante	ITA	18.92	Irina Khudorozhkina	RUS	18.50	Olga Ryabinkina	RUS	18.16	2009	Petra Lammert	GER	19.66	Denise Hinrichs	GER	19.63	Anca Heltne	ROU	18.71	2011	Anna Avdeyeva	RUS	18.70	Christina Schwanitz	GER	18.65	Josephine Terlecki	GER	18.09	2013	Christina Schwanitz	GER	19.25	Yevgeniya Kolodko	RUS	19.04	Alena Kopets	BLR	18.85	Pentathlon												1992	Liliana Nastase	ROU	4701	Petra Vaideanu	ROU	4677	Urszula Włodarczyk	POL	4651	1994	Larisa Turchinskaya	RUS	4801	Rita Ináncsi	HUN	4775	Urszula Włodarczyk	POL	4668	1996	Yelena Lebedyenko	RUS	4685	Urszula Włodarczyk	POL	4597	Irina Vostrikova	RUS	4545	1998	Urszula Włodarczyk	POL	4808	Irina Belova	RUS	4631	Karin Specht	GER	4523	2000	Karin Ertl	GER	4671	Irina Vostrikova	RUS	4615	Urszula Włodarczyk	POL	4590	2002	Yelena Prokhorova	RUS	4622	Naide Gomes	POR	4595	Carolina Klüft	SWE	4535	2005	Carolina Klüft	SWE	4948	Kelly Sotherton	GBR	4733	Natalya Dobrynska	UKR	4667	2007	Carolina Klüft	SWE	4944	Kelly Sotherton	GBR	4927	Karin Ruckstuhl	NED	4801	2009	Anna Bogdanova	RUS	4761	Jolanda Keizer	NED	4644	Antoinette Nana Djimou	FRA	4618	2011	Antoinette Nana Djimou	FRA	4723	Austra Skujytė	LTU	4706	Remona Fransen	NED	4665	2013	Antoinette Nana Djimou	FRA	4666	Yana Maksimava	BLR	4658	Hanna Melnychenko	UKR	4608	3000 Metres Walk												<i>Discontinued after 1994</i>												1987	Natalya Dmitrochenko	URS	12:57.59	Giuliana Salce	ITA	12:59.11	Monica Gunnarsson	SWE	13:06.46	1988	Reyes Sobrino	ESP	12:48.99	Dana Vavracová	TCH	12:51.08	Mari Cruz Díaz	ESP	12:55.03	1989	Beate Anders	GDR	12:21.91	Ileana Salvador	ITA	12:32.43	Reyes Sobrino	ESP	12:39.50	1990	Beate Anders	GDR	11:59.36	Ileana Salvador	ITA	12:18.84	Anna-Rita Sidoti	ITA	12:27.94	1992	Alina Ivanova	EUN	11:49.99	Ileana Salvador	ITA	11:53.23	Beate Anders/Gummelt	GER	11:55.41	1994	Anna-Rita Sidoti	ITA	11:54.32	Beate Gummelt	GER	11:56.01	Yelena Arshintseva	RUS	11:57.49	4 x 400m Relay												<i>1972 to 1998 - not held</i>												1971	USSR		3:36.6	FRG		3:39.6	Bulgaria		3:47.8	2000	Russia		3:32.53	Italy		3:35.01	Romania		3:36.28	2002	Belarus		3:32.24	Poland		3:32.45	Italy		3:36.49	2005	Russia		3:28.00	Poland		3:29.37	Great Britain & NI		3:29.81	2007	Belarus		3:27.83	Russia		3:28.16	Great Britain & NI		3:28.69	2009	Russia		3:29.12	Great Britain & NI		3:30.42	Belarus		3:35.03	2011	Russia		3:29.34	Great Britain & NI		3:31.36	France		3:32.16	2013	Great Britain & NI		3:27.56	Russia		3:28.18	Czech Republic		3:28.49
1968	Nadezhda Chizhova	URS	18.18	Margitta Gummel	GDR	17.62	Marita Lange	GDR	17.19	1969	Marita Lange	GDR	17.52	Ivanka Khristova	BUL	16.94	Ingeburg Friedrich	GDR	16.42	1970	Nadezhda Chizhova	URS	18.80	Hannelore Friedel	GDR	18.39	Marita Lange	GDR	18.09	1971	Nadezhda Chizhova	URS	19.70	Margitta Gummel	GDR	19.50	Antonina Ivanova	URS	18.69	1972	Nadezhda Chizhova	URS	19.41	Antonina Ivanova	URS	18.54	Marianne Adam	GDR	18.30	1973	Helena Fibingerová	TCH	19.08	Ludwika Chewińska	POL	18.29	Antonina Ivanova	URS	18.25	1974	Helena Fibingerová	TCH	20.75	Nadezhda Chizhova	URS	20.62	Marianne Adam	GDR	19.70	1975	Marianne Adam	GDR	20.05	Helena Fibingerová	TCH	19.97	Ivanka Khristova	BUL	18.35	1976	Ivanka Khristova	BUL	20.45	Svetlana Krachevskaya	URS	20.06	Ilona Schoknecht	GDR	19.36	1977	Helena Fibingerová	TCH	21.46	Ilona Slupianek	GDR	21.12	Eva Wilms	FRG	20.87	1978	Helena Fibingerová	TCH	20.67	Margitta Droese	GDR	19.77	Eva Wilms	FRG	19.24	1979	Ilona Slupianek	GDR	21.01	Marianne Adam	GDR	20.11	Judy Oakes	GBR	15.66	1980	Helena Fibingerová	TCH	19.92	Eva Wilms	FRG	19.66	Beatrix Philipp	FRG	17.59	1981	Ilona Slupianek	GDR	20.77	Helena Fibingerová	TCH	20.64	Helma Knorscheidt	GDR	20.12	1982	Verzhinia Veselinova	BUL	20.19	Helena Fibingerová	TCH	19.24	Natalya Lisovskaya	URS	18.50	1983	Helena Fibingerová	TCH	20.61	Helma Knorscheidt	GDR	20.35	Zdeňka Šilhavá	TCH	19.56	1984	Helena Fibingerová	TCH	20.34	Claudia Losch	FRG	20.23	Heidi Krieger	GDR	20.18	1985	Helena Fibingerová	TCH	20.84	Claudia Losch	FRG	20.59	Heike Hartwig	GDR	19.93	1986	Claudia Losch	FRG	20.48	Heidi Krieger	GDR	20.21	Mihaela Loghin	ROU	19.07	1987	Natalya Akhrimenko	URS	20.84	Heidi Krieger	GDR	20.02	Heike Hartwig	GDR	20.00	1988	Claudia Losch	FRG	20.39	Larisa Peleshenko	URS	20.23	Kathrin Neimke	GDR	20.20	1989	Stephanie Storp	FRG	20.30	Heike Hartwig	GDR	20.03	Iris Plotzitzka	FRG	19.79	1990	Claudia Losch	FRG	20.64	Natalya Lisovskaya	URS	20.35	Grit Hammer	GDR	19.35	1992	Natalya Lisovskaya	EUN	20.70	Svetla Mitkova	BUL	20.06	Astrid Kumbernuss	GER	19.37	1994	Astrid Kumbernuss	GER	19.44	Larisa Peleshenko	RUS	19.16	Svetla Mitkova	BUL	19.09	1996	Astrid Kumbernuss	GER	19.79	Irina Khudorozhkina	RUS	19.07	Valentina Fedyushina	UKR	18.90	1998	Irina Korzhanenko	RUS	20.25	Vita Pavlysh	UKR	20.00	Corrie de Bruin	NED	18.97	2000	Larisa Peleshenko	RUS	20.15	Nadine Kleinert-Schmitt	GER	19.23	Astrid Kumbernuss	GER	19.12	2002	Vita Pavlysh	UKR	19.76	Assunta Legnante	ITA	18.60	Lieja Koeman	NED	18.53	2005	Nadezhda Ostapchuk	BLR	19.37	Krystyna Zabawska	POL	18.96	Olga Ryabinkina	RUS	18.83	2007	Assunta Legnante	ITA	18.92	Irina Khudorozhkina	RUS	18.50	Olga Ryabinkina	RUS	18.16	2009	Petra Lammert	GER	19.66	Denise Hinrichs	GER	19.63	Anca Heltne	ROU	18.71	2011	Anna Avdeyeva	RUS	18.70	Christina Schwanitz	GER	18.65	Josephine Terlecki	GER	18.09	2013	Christina Schwanitz	GER	19.25	Yevgeniya Kolodko	RUS	19.04	Alena Kopets	BLR	18.85	Pentathlon												1992	Liliana Nastase	ROU	4701	Petra Vaideanu	ROU	4677	Urszula Włodarczyk	POL	4651	1994	Larisa Turchinskaya	RUS	4801	Rita Ináncsi	HUN	4775	Urszula Włodarczyk	POL	4668	1996	Yelena Lebedyenko	RUS	4685	Urszula Włodarczyk	POL	4597	Irina Vostrikova	RUS	4545	1998	Urszula Włodarczyk	POL	4808	Irina Belova	RUS	4631	Karin Specht	GER	4523	2000	Karin Ertl	GER	4671	Irina Vostrikova	RUS	4615	Urszula Włodarczyk	POL	4590	2002	Yelena Prokhorova	RUS	4622	Naide Gomes	POR	4595	Carolina Klüft	SWE	4535	2005	Carolina Klüft	SWE	4948	Kelly Sotherton	GBR	4733	Natalya Dobrynska	UKR	4667	2007	Carolina Klüft	SWE	4944	Kelly Sotherton	GBR	4927	Karin Ruckstuhl	NED	4801	2009	Anna Bogdanova	RUS	4761	Jolanda Keizer	NED	4644	Antoinette Nana Djimou	FRA	4618	2011	Antoinette Nana Djimou	FRA	4723	Austra Skujytė	LTU	4706	Remona Fransen	NED	4665	2013	Antoinette Nana Djimou	FRA	4666	Yana Maksimava	BLR	4658	Hanna Melnychenko	UKR	4608	3000 Metres Walk												<i>Discontinued after 1994</i>												1987	Natalya Dmitrochenko	URS	12:57.59	Giuliana Salce	ITA	12:59.11	Monica Gunnarsson	SWE	13:06.46	1988	Reyes Sobrino	ESP	12:48.99	Dana Vavracová	TCH	12:51.08	Mari Cruz Díaz	ESP	12:55.03	1989	Beate Anders	GDR	12:21.91	Ileana Salvador	ITA	12:32.43	Reyes Sobrino	ESP	12:39.50	1990	Beate Anders	GDR	11:59.36	Ileana Salvador	ITA	12:18.84	Anna-Rita Sidoti	ITA	12:27.94	1992	Alina Ivanova	EUN	11:49.99	Ileana Salvador	ITA	11:53.23	Beate Anders/Gummelt	GER	11:55.41	1994	Anna-Rita Sidoti	ITA	11:54.32	Beate Gummelt	GER	11:56.01	Yelena Arshintseva	RUS	11:57.49	4 x 400m Relay												<i>1972 to 1998 - not held</i>												1971	USSR		3:36.6	FRG		3:39.6	Bulgaria		3:47.8	2000	Russia		3:32.53	Italy		3:35.01	Romania		3:36.28	2002	Belarus		3:32.24	Poland		3:32.45	Italy		3:36.49	2005	Russia		3:28.00	Poland		3:29.37	Great Britain & NI		3:29.81	2007	Belarus		3:27.83	Russia		3:28.16	Great Britain & NI		3:28.69	2009	Russia		3:29.12	Great Britain & NI		3:30.42	Belarus		3:35.03	2011	Russia		3:29.34	Great Britain & NI		3:31.36	France		3:32.16	2013	Great Britain & NI		3:27.56	Russia		3:28.18	Czech Republic		3:28.49																				
1969	Marita Lange	GDR	17.52	Ivanka Khristova	BUL	16.94	Ingeburg Friedrich	GDR	16.42	1970	Nadezhda Chizhova	URS	18.80	Hannelore Friedel	GDR	18.39	Marita Lange	GDR	18.09	1971	Nadezhda Chizhova	URS	19.70	Margitta Gummel	GDR	19.50	Antonina Ivanova	URS	18.69	1972	Nadezhda Chizhova	URS	19.41	Antonina Ivanova	URS	18.54	Marianne Adam	GDR	18.30	1973	Helena Fibingerová	TCH	19.08	Ludwika Chewińska	POL	18.29	Antonina Ivanova	URS	18.25	1974	Helena Fibingerová	TCH	20.75	Nadezhda Chizhova	URS	20.62	Marianne Adam	GDR	19.70	1975	Marianne Adam	GDR	20.05	Helena Fibingerová	TCH	19.97	Ivanka Khristova	BUL	18.35	1976	Ivanka Khristova	BUL	20.45	Svetlana Krachevskaya	URS	20.06	Ilona Schoknecht	GDR	19.36	1977	Helena Fibingerová	TCH	21.46	Ilona Slupianek	GDR	21.12	Eva Wilms	FRG	20.87	1978	Helena Fibingerová	TCH	20.67	Margitta Droese	GDR	19.77	Eva Wilms	FRG	19.24	1979	Ilona Slupianek	GDR	21.01	Marianne Adam	GDR	20.11	Judy Oakes	GBR	15.66	1980	Helena Fibingerová	TCH	19.92	Eva Wilms	FRG	19.66	Beatrix Philipp	FRG	17.59	1981	Ilona Slupianek	GDR	20.77	Helena Fibingerová	TCH	20.64	Helma Knorscheidt	GDR	20.12	1982	Verzhinia Veselinova	BUL	20.19	Helena Fibingerová	TCH	19.24	Natalya Lisovskaya	URS	18.50	1983	Helena Fibingerová	TCH	20.61	Helma Knorscheidt	GDR	20.35	Zdeňka Šilhavá	TCH	19.56	1984	Helena Fibingerová	TCH	20.34	Claudia Losch	FRG	20.23	Heidi Krieger	GDR	20.18	1985	Helena Fibingerová	TCH	20.84	Claudia Losch	FRG	20.59	Heike Hartwig	GDR	19.93	1986	Claudia Losch	FRG	20.48	Heidi Krieger	GDR	20.21	Mihaela Loghin	ROU	19.07	1987	Natalya Akhrimenko	URS	20.84	Heidi Krieger	GDR	20.02	Heike Hartwig	GDR	20.00	1988	Claudia Losch	FRG	20.39	Larisa Peleshenko	URS	20.23	Kathrin Neimke	GDR	20.20	1989	Stephanie Storp	FRG	20.30	Heike Hartwig	GDR	20.03	Iris Plotzitzka	FRG	19.79	1990	Claudia Losch	FRG	20.64	Natalya Lisovskaya	URS	20.35	Grit Hammer	GDR	19.35	1992	Natalya Lisovskaya	EUN	20.70	Svetla Mitkova	BUL	20.06	Astrid Kumbernuss	GER	19.37	1994	Astrid Kumbernuss	GER	19.44	Larisa Peleshenko	RUS	19.16	Svetla Mitkova	BUL	19.09	1996	Astrid Kumbernuss	GER	19.79	Irina Khudorozhkina	RUS	19.07	Valentina Fedyushina	UKR	18.90	1998	Irina Korzhanenko	RUS	20.25	Vita Pavlysh	UKR	20.00	Corrie de Bruin	NED	18.97	2000	Larisa Peleshenko	RUS	20.15	Nadine Kleinert-Schmitt	GER	19.23	Astrid Kumbernuss	GER	19.12	2002	Vita Pavlysh	UKR	19.76	Assunta Legnante	ITA	18.60	Lieja Koeman	NED	18.53	2005	Nadezhda Ostapchuk	BLR	19.37	Krystyna Zabawska	POL	18.96	Olga Ryabinkina	RUS	18.83	2007	Assunta Legnante	ITA	18.92	Irina Khudorozhkina	RUS	18.50	Olga Ryabinkina	RUS	18.16	2009	Petra Lammert	GER	19.66	Denise Hinrichs	GER	19.63	Anca Heltne	ROU	18.71	2011	Anna Avdeyeva	RUS	18.70	Christina Schwanitz	GER	18.65	Josephine Terlecki	GER	18.09	2013	Christina Schwanitz	GER	19.25	Yevgeniya Kolodko	RUS	19.04	Alena Kopets	BLR	18.85	Pentathlon												1992	Liliana Nastase	ROU	4701	Petra Vaideanu	ROU	4677	Urszula Włodarczyk	POL	4651	1994	Larisa Turchinskaya	RUS	4801	Rita Ináncsi	HUN	4775	Urszula Włodarczyk	POL	4668	1996	Yelena Lebedyenko	RUS	4685	Urszula Włodarczyk	POL	4597	Irina Vostrikova	RUS	4545	1998	Urszula Włodarczyk	POL	4808	Irina Belova	RUS	4631	Karin Specht	GER	4523	2000	Karin Ertl	GER	4671	Irina Vostrikova	RUS	4615	Urszula Włodarczyk	POL	4590	2002	Yelena Prokhorova	RUS	4622	Naide Gomes	POR	4595	Carolina Klüft	SWE	4535	2005	Carolina Klüft	SWE	4948	Kelly Sotherton	GBR	4733	Natalya Dobrynska	UKR	4667	2007	Carolina Klüft	SWE	4944	Kelly Sotherton	GBR	4927	Karin Ruckstuhl	NED	4801	2009	Anna Bogdanova	RUS	4761	Jolanda Keizer	NED	4644	Antoinette Nana Djimou	FRA	4618	2011	Antoinette Nana Djimou	FRA	4723	Austra Skujytė	LTU	4706	Remona Fransen	NED	4665	2013	Antoinette Nana Djimou	FRA	4666	Yana Maksimava	BLR	4658	Hanna Melnychenko	UKR	4608	3000 Metres Walk												<i>Discontinued after 1994</i>												1987	Natalya Dmitrochenko	URS	12:57.59	Giuliana Salce	ITA	12:59.11	Monica Gunnarsson	SWE	13:06.46	1988	Reyes Sobrino	ESP	12:48.99	Dana Vavracová	TCH	12:51.08	Mari Cruz Díaz	ESP	12:55.03	1989	Beate Anders	GDR	12:21.91	Ileana Salvador	ITA	12:32.43	Reyes Sobrino	ESP	12:39.50	1990	Beate Anders	GDR	11:59.36	Ileana Salvador	ITA	12:18.84	Anna-Rita Sidoti	ITA	12:27.94	1992	Alina Ivanova	EUN	11:49.99	Ileana Salvador	ITA	11:53.23	Beate Anders/Gummelt	GER	11:55.41	1994	Anna-Rita Sidoti	ITA	11:54.32	Beate Gummelt	GER	11:56.01	Yelena Arshintseva	RUS	11:57.49	4 x 400m Relay												<i>1972 to 1998 - not held</i>												1971	USSR		3:36.6	FRG		3:39.6	Bulgaria		3:47.8	2000	Russia		3:32.53	Italy		3:35.01	Romania		3:36.28	2002	Belarus		3:32.24	Poland		3:32.45	Italy		3:36.49	2005	Russia		3:28.00	Poland		3:29.37	Great Britain & NI		3:29.81	2007	Belarus		3:27.83	Russia		3:28.16	Great Britain & NI		3:28.69	2009	Russia		3:29.12	Great Britain & NI		3:30.42	Belarus		3:35.03	2011	Russia		3:29.34	Great Britain & NI		3:31.36	France		3:32.16	2013	Great Britain & NI		3:27.56	Russia		3:28.18	Czech Republic		3:28.49																														
1970	Nadezhda Chizhova	URS	18.80	Hannelore Friedel	GDR	18.39	Marita Lange	GDR	18.09	1971	Nadezhda Chizhova	URS	19.70	Margitta Gummel	GDR	19.50	Antonina Ivanova	URS	18.69	1972	Nadezhda Chizhova	URS	19.41	Antonina Ivanova	URS	18.54	Marianne Adam	GDR	18.30	1973	Helena Fibingerová	TCH	19.08	Ludwika Chewińska	POL	18.29	Antonina Ivanova	URS	18.25	1974	Helena Fibingerová	TCH	20.75	Nadezhda Chizhova	URS	20.62	Marianne Adam	GDR	19.70	1975	Marianne Adam	GDR	20.05	Helena Fibingerová	TCH	19.97	Ivanka Khristova	BUL	18.35	1976	Ivanka Khristova	BUL	20.45	Svetlana Krachevskaya	URS	20.06	Ilona Schoknecht	GDR	19.36	1977	Helena Fibingerová	TCH	21.46	Ilona Slupianek	GDR	21.12	Eva Wilms	FRG	20.87	1978	Helena Fibingerová	TCH	20.67	Margitta Droese	GDR	19.77	Eva Wilms	FRG	19.24	1979	Ilona Slupianek	GDR	21.01	Marianne Adam	GDR	20.11	Judy Oakes	GBR	15.66	1980	Helena Fibingerová	TCH	19.92	Eva Wilms	FRG	19.66	Beatrix Philipp	FRG	17.59	1981	Ilona Slupianek	GDR	20.77	Helena Fibingerová	TCH	20.64	Helma Knorscheidt	GDR	20.12	1982	Verzhinia Veselinova	BUL	20.19	Helena Fibingerová	TCH	19.24	Natalya Lisovskaya	URS	18.50	1983	Helena Fibingerová	TCH	20.61	Helma Knorscheidt	GDR	20.35	Zdeňka Šilhavá	TCH	19.56	1984	Helena Fibingerová	TCH	20.34	Claudia Losch	FRG	20.23	Heidi Krieger	GDR	20.18	1985	Helena Fibingerová	TCH	20.84	Claudia Losch	FRG	20.59	Heike Hartwig	GDR	19.93	1986	Claudia Losch	FRG	20.48	Heidi Krieger	GDR	20.21	Mihaela Loghin	ROU	19.07	1987	Natalya Akhrimenko	URS	20.84	Heidi Krieger	GDR	20.02	Heike Hartwig	GDR	20.00	1988	Claudia Losch	FRG	20.39	Larisa Peleshenko	URS	20.23	Kathrin Neimke	GDR	20.20	1989	Stephanie Storp	FRG	20.30	Heike Hartwig	GDR	20.03	Iris Plotzitzka	FRG	19.79	1990	Claudia Losch	FRG	20.64	Natalya Lisovskaya	URS	20.35	Grit Hammer	GDR	19.35	1992	Natalya Lisovskaya	EUN	20.70	Svetla Mitkova	BUL	20.06	Astrid Kumbernuss	GER	19.37	1994	Astrid Kumbernuss	GER	19.44	Larisa Peleshenko	RUS	19.16	Svetla Mitkova	BUL	19.09	1996	Astrid Kumbernuss	GER	19.79	Irina Khudorozhkina	RUS	19.07	Valentina Fedyushina	UKR	18.90	1998	Irina Korzhanenko	RUS	20.25	Vita Pavlysh	UKR	20.00	Corrie de Bruin	NED	18.97	2000	Larisa Peleshenko	RUS	20.15	Nadine Kleinert-Schmitt	GER	19.23	Astrid Kumbernuss	GER	19.12	2002	Vita Pavlysh	UKR	19.76	Assunta Legnante	ITA	18.60	Lieja Koeman	NED	18.53	2005	Nadezhda Ostapchuk	BLR	19.37	Krystyna Zabawska	POL	18.96	Olga Ryabinkina	RUS	18.83	2007	Assunta Legnante	ITA	18.92	Irina Khudorozhkina	RUS	18.50	Olga Ryabinkina	RUS	18.16	2009	Petra Lammert	GER	19.66	Denise Hinrichs	GER	19.63	Anca Heltne	ROU	18.71	2011	Anna Avdeyeva	RUS	18.70	Christina Schwanitz	GER	18.65	Josephine Terlecki	GER	18.09	2013	Christina Schwanitz	GER	19.25	Yevgeniya Kolodko	RUS	19.04	Alena Kopets	BLR	18.85	Pentathlon												1992	Liliana Nastase	ROU	4701	Petra Vaideanu	ROU	4677	Urszula Włodarczyk	POL	4651	1994	Larisa Turchinskaya	RUS	4801	Rita Ináncsi	HUN	4775	Urszula Włodarczyk	POL	4668	1996	Yelena Lebedyenko	RUS	4685	Urszula Włodarczyk	POL	4597	Irina Vostrikova	RUS	4545	1998	Urszula Włodarczyk	POL	4808	Irina Belova	RUS	4631	Karin Specht	GER	4523	2000	Karin Ertl	GER	4671	Irina Vostrikova	RUS	4615	Urszula Włodarczyk	POL	4590	2002	Yelena Prokhorova	RUS	4622	Naide Gomes	POR	4595	Carolina Klüft	SWE	4535	2005	Carolina Klüft	SWE	4948	Kelly Sotherton	GBR	4733	Natalya Dobrynska	UKR	4667	2007	Carolina Klüft	SWE	4944	Kelly Sotherton	GBR	4927	Karin Ruckstuhl	NED	4801	2009	Anna Bogdanova	RUS	4761	Jolanda Keizer	NED	4644	Antoinette Nana Djimou	FRA	4618	2011	Antoinette Nana Djimou	FRA	4723	Austra Skujytė	LTU	4706	Remona Fransen	NED	4665	2013	Antoinette Nana Djimou	FRA	4666	Yana Maksimava	BLR	4658	Hanna Melnychenko	UKR	4608	3000 Metres Walk												<i>Discontinued after 1994</i>												1987	Natalya Dmitrochenko	URS	12:57.59	Giuliana Salce	ITA	12:59.11	Monica Gunnarsson	SWE	13:06.46	1988	Reyes Sobrino	ESP	12:48.99	Dana Vavracová	TCH	12:51.08	Mari Cruz Díaz	ESP	12:55.03	1989	Beate Anders	GDR	12:21.91	Ileana Salvador	ITA	12:32.43	Reyes Sobrino	ESP	12:39.50	1990	Beate Anders	GDR	11:59.36	Ileana Salvador	ITA	12:18.84	Anna-Rita Sidoti	ITA	12:27.94	1992	Alina Ivanova	EUN	11:49.99	Ileana Salvador	ITA	11:53.23	Beate Anders/Gummelt	GER	11:55.41	1994	Anna-Rita Sidoti	ITA	11:54.32	Beate Gummelt	GER	11:56.01	Yelena Arshintseva	RUS	11:57.49	4 x 400m Relay												<i>1972 to 1998 - not held</i>												1971	USSR		3:36.6	FRG		3:39.6	Bulgaria		3:47.8	2000	Russia		3:32.53	Italy		3:35.01	Romania		3:36.28	2002	Belarus		3:32.24	Poland		3:32.45	Italy		3:36.49	2005	Russia		3:28.00	Poland		3:29.37	Great Britain & NI		3:29.81	2007	Belarus		3:27.83	Russia		3:28.16	Great Britain & NI		3:28.69	2009	Russia		3:29.12	Great Britain & NI		3:30.42	Belarus		3:35.03	2011	Russia		3:29.34	Great Britain & NI		3:31.36	France		3:32.16	2013	Great Britain & NI		3:27.56	Russia		3:28.18	Czech Republic		3:28.49																																								
1971	Nadezhda Chizhova	URS	19.70	Margitta Gummel	GDR	19.50	Antonina Ivanova	URS	18.69	1972	Nadezhda Chizhova	URS	19.41	Antonina Ivanova	URS	18.54	Marianne Adam	GDR	18.30	1973	Helena Fibingerová	TCH	19.08	Ludwika Chewińska	POL	18.29	Antonina Ivanova	URS	18.25	1974	Helena Fibingerová	TCH	20.75	Nadezhda Chizhova	URS	20.62	Marianne Adam	GDR	19.70	1975	Marianne Adam	GDR	20.05	Helena Fibingerová	TCH	19.97	Ivanka Khristova	BUL	18.35	1976	Ivanka Khristova	BUL	20.45	Svetlana Krachevskaya	URS	20.06	Ilona Schoknecht	GDR	19.36	1977	Helena Fibingerová	TCH	21.46	Ilona Slupianek	GDR	21.12	Eva Wilms	FRG	20.87	1978	Helena Fibingerová	TCH	20.67	Margitta Droese	GDR	19.77	Eva Wilms	FRG	19.24	1979	Ilona Slupianek	GDR	21.01	Marianne Adam	GDR	20.11	Judy Oakes	GBR	15.66	1980	Helena Fibingerová	TCH	19.92	Eva Wilms	FRG	19.66	Beatrix Philipp	FRG	17.59	1981	Ilona Slupianek	GDR	20.77	Helena Fibingerová	TCH	20.64	Helma Knorscheidt	GDR	20.12	1982	Verzhinia Veselinova	BUL	20.19	Helena Fibingerová	TCH	19.24	Natalya Lisovskaya	URS	18.50	1983	Helena Fibingerová	TCH	20.61	Helma Knorscheidt	GDR	20.35	Zdeňka Šilhavá	TCH	19.56	1984	Helena Fibingerová	TCH	20.34	Claudia Losch	FRG	20.23	Heidi Krieger	GDR	20.18	1985	Helena Fibingerová	TCH	20.84	Claudia Losch	FRG	20.59	Heike Hartwig	GDR	19.93	1986	Claudia Losch	FRG	20.48	Heidi Krieger	GDR	20.21	Mihaela Loghin	ROU	19.07	1987	Natalya Akhrimenko	URS	20.84	Heidi Krieger	GDR	20.02	Heike Hartwig	GDR	20.00	1988	Claudia Losch	FRG	20.39	Larisa Peleshenko	URS	20.23	Kathrin Neimke	GDR	20.20	1989	Stephanie Storp	FRG	20.30	Heike Hartwig	GDR	20.03	Iris Plotzitzka	FRG	19.79	1990	Claudia Losch	FRG	20.64	Natalya Lisovskaya	URS	20.35	Grit Hammer	GDR	19.35	1992	Natalya Lisovskaya	EUN	20.70	Svetla Mitkova	BUL	20.06	Astrid Kumbernuss	GER	19.37	1994	Astrid Kumbernuss	GER	19.44	Larisa Peleshenko	RUS	19.16	Svetla Mitkova	BUL	19.09	1996	Astrid Kumbernuss	GER	19.79	Irina Khudorozhkina	RUS	19.07	Valentina Fedyushina	UKR	18.90	1998	Irina Korzhanenko	RUS	20.25	Vita Pavlysh	UKR	20.00	Corrie de Bruin	NED	18.97	2000	Larisa Peleshenko	RUS	20.15	Nadine Kleinert-Schmitt	GER	19.23	Astrid Kumbernuss	GER	19.12	2002	Vita Pavlysh	UKR	19.76	Assunta Legnante	ITA	18.60	Lieja Koeman	NED	18.53	2005	Nadezhda Ostapchuk	BLR	19.37	Krystyna Zabawska	POL	18.96	Olga Ryabinkina	RUS	18.83	2007	Assunta Legnante	ITA	18.92	Irina Khudorozhkina	RUS	18.50	Olga Ryabinkina	RUS	18.16	2009	Petra Lammert	GER	19.66	Denise Hinrichs	GER	19.63	Anca Heltne	ROU	18.71	2011	Anna Avdeyeva	RUS	18.70	Christina Schwanitz	GER	18.65	Josephine Terlecki	GER	18.09	2013	Christina Schwanitz	GER	19.25	Yevgeniya Kolodko	RUS	19.04	Alena Kopets	BLR	18.85	Pentathlon												1992	Liliana Nastase	ROU	4701	Petra Vaideanu	ROU	4677	Urszula Włodarczyk	POL	4651	1994	Larisa Turchinskaya	RUS	4801	Rita Ináncsi	HUN	4775	Urszula Włodarczyk	POL	4668	1996	Yelena Lebedyenko	RUS	4685	Urszula Włodarczyk	POL	4597	Irina Vostrikova	RUS	4545	1998	Urszula Włodarczyk	POL	4808	Irina Belova	RUS	4631	Karin Specht	GER	4523	2000	Karin Ertl	GER	4671	Irina Vostrikova	RUS	4615	Urszula Włodarczyk	POL	4590	2002	Yelena Prokhorova	RUS	4622	Naide Gomes	POR	4595	Carolina Klüft	SWE	4535	2005	Carolina Klüft	SWE	4948	Kelly Sotherton	GBR	4733	Natalya Dobrynska	UKR	4667	2007	Carolina Klüft	SWE	4944	Kelly Sotherton	GBR	4927	Karin Ruckstuhl	NED	4801	2009	Anna Bogdanova	RUS	4761	Jolanda Keizer	NED	4644	Antoinette Nana Djimou	FRA	4618	2011	Antoinette Nana Djimou	FRA	4723	Austra Skujytė	LTU	4706	Remona Fransen	NED	4665	2013	Antoinette Nana Djimou	FRA	4666	Yana Maksimava	BLR	4658	Hanna Melnychenko	UKR	4608	3000 Metres Walk												<i>Discontinued after 1994</i>												1987	Natalya Dmitrochenko	URS	12:57.59	Giuliana Salce	ITA	12:59.11	Monica Gunnarsson	SWE	13:06.46	1988	Reyes Sobrino	ESP	12:48.99	Dana Vavracová	TCH	12:51.08	Mari Cruz Díaz	ESP	12:55.03	1989	Beate Anders	GDR	12:21.91	Ileana Salvador	ITA	12:32.43	Reyes Sobrino	ESP	12:39.50	1990	Beate Anders	GDR	11:59.36	Ileana Salvador	ITA	12:18.84	Anna-Rita Sidoti	ITA	12:27.94	1992	Alina Ivanova	EUN	11:49.99	Ileana Salvador	ITA	11:53.23	Beate Anders/Gummelt	GER	11:55.41	1994	Anna-Rita Sidoti	ITA	11:54.32	Beate Gummelt	GER	11:56.01	Yelena Arshintseva	RUS	11:57.49	4 x 400m Relay												<i>1972 to 1998 - not held</i>												1971	USSR		3:36.6	FRG		3:39.6	Bulgaria		3:47.8	2000	Russia		3:32.53	Italy		3:35.01	Romania		3:36.28	2002	Belarus		3:32.24	Poland		3:32.45	Italy		3:36.49	2005	Russia		3:28.00	Poland		3:29.37	Great Britain & NI		3:29.81	2007	Belarus		3:27.83	Russia		3:28.16	Great Britain & NI		3:28.69	2009	Russia		3:29.12	Great Britain & NI		3:30.42	Belarus		3:35.03	2011	Russia		3:29.34	Great Britain & NI		3:31.36	France		3:32.16	2013	Great Britain & NI		3:27.56	Russia		3:28.18	Czech Republic		3:28.49																																																		
1972	Nadezhda Chizhova	URS	19.41	Antonina Ivanova	URS	18.54	Marianne Adam	GDR	18.30	1973	Helena Fibingerová	TCH	19.08	Ludwika Chewińska	POL	18.29	Antonina Ivanova	URS	18.25	1974	Helena Fibingerová	TCH	20.75	Nadezhda Chizhova	URS	20.62	Marianne Adam	GDR	19.70	1975	Marianne Adam	GDR	20.05	Helena Fibingerová	TCH	19.97	Ivanka Khristova	BUL	18.35	1976	Ivanka Khristova	BUL	20.45	Svetlana Krachevskaya	URS	20.06	Ilona Schoknecht	GDR	19.36	1977	Helena Fibingerová	TCH	21.46	Ilona Slupianek	GDR	21.12	Eva Wilms	FRG	20.87	1978	Helena Fibingerová	TCH	20.67	Margitta Droese	GDR	19.77	Eva Wilms	FRG	19.24	1979	Ilona Slupianek	GDR	21.01	Marianne Adam	GDR	20.11	Judy Oakes	GBR	15.66	1980	Helena Fibingerová	TCH	19.92	Eva Wilms	FRG	19.66	Beatrix Philipp	FRG	17.59	1981	Ilona Slupianek	GDR	20.77	Helena Fibingerová	TCH	20.64	Helma Knorscheidt	GDR	20.12	1982	Verzhinia Veselinova	BUL	20.19	Helena Fibingerová	TCH	19.24	Natalya Lisovskaya	URS	18.50	1983	Helena Fibingerová	TCH	20.61	Helma Knorscheidt	GDR	20.35	Zdeňka Šilhavá	TCH	19.56	1984	Helena Fibingerová	TCH	20.34	Claudia Losch	FRG	20.23	Heidi Krieger	GDR	20.18	1985	Helena Fibingerová	TCH	20.84	Claudia Losch	FRG	20.59	Heike Hartwig	GDR	19.93	1986	Claudia Losch	FRG	20.48	Heidi Krieger	GDR	20.21	Mihaela Loghin	ROU	19.07	1987	Natalya Akhrimenko	URS	20.84	Heidi Krieger	GDR	20.02	Heike Hartwig	GDR	20.00	1988	Claudia Losch	FRG	20.39	Larisa Peleshenko	URS	20.23	Kathrin Neimke	GDR	20.20	1989	Stephanie Storp	FRG	20.30	Heike Hartwig	GDR	20.03	Iris Plotzitzka	FRG	19.79	1990	Claudia Losch	FRG	20.64	Natalya Lisovskaya	URS	20.35	Grit Hammer	GDR	19.35	1992	Natalya Lisovskaya	EUN	20.70	Svetla Mitkova	BUL	20.06	Astrid Kumbernuss	GER	19.37	1994	Astrid Kumbernuss	GER	19.44	Larisa Peleshenko	RUS	19.16	Svetla Mitkova	BUL	19.09	1996	Astrid Kumbernuss	GER	19.79	Irina Khudorozhkina	RUS	19.07	Valentina Fedyushina	UKR	18.90	1998	Irina Korzhanenko	RUS	20.25	Vita Pavlysh	UKR	20.00	Corrie de Bruin	NED	18.97	2000	Larisa Peleshenko	RUS	20.15	Nadine Kleinert-Schmitt	GER	19.23	Astrid Kumbernuss	GER	19.12	2002	Vita Pavlysh	UKR	19.76	Assunta Legnante	ITA	18.60	Lieja Koeman	NED	18.53	2005	Nadezhda Ostapchuk	BLR	19.37	Krystyna Zabawska	POL	18.96	Olga Ryabinkina	RUS	18.83	2007	Assunta Legnante	ITA	18.92	Irina Khudorozhkina	RUS	18.50	Olga Ryabinkina	RUS	18.16	2009	Petra Lammert	GER	19.66	Denise Hinrichs	GER	19.63	Anca Heltne	ROU	18.71	2011	Anna Avdeyeva	RUS	18.70	Christina Schwanitz	GER	18.65	Josephine Terlecki	GER	18.09	2013	Christina Schwanitz	GER	19.25	Yevgeniya Kolodko	RUS	19.04	Alena Kopets	BLR	18.85	Pentathlon												1992	Liliana Nastase	ROU	4701	Petra Vaideanu	ROU	4677	Urszula Włodarczyk	POL	4651	1994	Larisa Turchinskaya	RUS	4801	Rita Ináncsi	HUN	4775	Urszula Włodarczyk	POL	4668	1996	Yelena Lebedyenko	RUS	4685	Urszula Włodarczyk	POL	4597	Irina Vostrikova	RUS	4545	1998	Urszula Włodarczyk	POL	4808	Irina Belova	RUS	4631	Karin Specht	GER	4523	2000	Karin Ertl	GER	4671	Irina Vostrikova	RUS	4615	Urszula Włodarczyk	POL	4590	2002	Yelena Prokhorova	RUS	4622	Naide Gomes	POR	4595	Carolina Klüft	SWE	4535	2005	Carolina Klüft	SWE	4948	Kelly Sotherton	GBR	4733	Natalya Dobrynska	UKR	4667	2007	Carolina Klüft	SWE	4944	Kelly Sotherton	GBR	4927	Karin Ruckstuhl	NED	4801	2009	Anna Bogdanova	RUS	4761	Jolanda Keizer	NED	4644	Antoinette Nana Djimou	FRA	4618	2011	Antoinette Nana Djimou	FRA	4723	Austra Skujytė	LTU	4706	Remona Fransen	NED	4665	2013	Antoinette Nana Djimou	FRA	4666	Yana Maksimava	BLR	4658	Hanna Melnychenko	UKR	4608	3000 Metres Walk												<i>Discontinued after 1994</i>												1987	Natalya Dmitrochenko	URS	12:57.59	Giuliana Salce	ITA	12:59.11	Monica Gunnarsson	SWE	13:06.46	1988	Reyes Sobrino	ESP	12:48.99	Dana Vavracová	TCH	12:51.08	Mari Cruz Díaz	ESP	12:55.03	1989	Beate Anders	GDR	12:21.91	Ileana Salvador	ITA	12:32.43	Reyes Sobrino	ESP	12:39.50	1990	Beate Anders	GDR	11:59.36	Ileana Salvador	ITA	12:18.84	Anna-Rita Sidoti	ITA	12:27.94	1992	Alina Ivanova	EUN	11:49.99	Ileana Salvador	ITA	11:53.23	Beate Anders/Gummelt	GER	11:55.41	1994	Anna-Rita Sidoti	ITA	11:54.32	Beate Gummelt	GER	11:56.01	Yelena Arshintseva	RUS	11:57.49	4 x 400m Relay												<i>1972 to 1998 - not held</i>												1971	USSR		3:36.6	FRG		3:39.6	Bulgaria		3:47.8	2000	Russia		3:32.53	Italy		3:35.01	Romania		3:36.28	2002	Belarus		3:32.24	Poland		3:32.45	Italy		3:36.49	2005	Russia		3:28.00	Poland		3:29.37	Great Britain & NI		3:29.81	2007	Belarus		3:27.83	Russia		3:28.16	Great Britain & NI		3:28.69	2009	Russia		3:29.12	Great Britain & NI		3:30.42	Belarus		3:35.03	2011	Russia		3:29.34	Great Britain & NI		3:31.36	France		3:32.16	2013	Great Britain & NI		3:27.56	Russia		3:28.18	Czech Republic		3:28.49																																																												
1973	Helena Fibingerová	TCH	19.08	Ludwika Chewińska	POL	18.29	Antonina Ivanova	URS	18.25	1974	Helena Fibingerová	TCH	20.75	Nadezhda Chizhova	URS	20.62	Marianne Adam	GDR	19.70	1975	Marianne Adam	GDR	20.05	Helena Fibingerová	TCH	19.97	Ivanka Khristova	BUL	18.35	1976	Ivanka Khristova	BUL	20.45	Svetlana Krachevskaya	URS	20.06	Ilona Schoknecht	GDR	19.36	1977	Helena Fibingerová	TCH	21.46	Ilona Slupianek	GDR	21.12	Eva Wilms	FRG	20.87	1978	Helena Fibingerová	TCH	20.67	Margitta Droese	GDR	19.77	Eva Wilms	FRG	19.24	1979	Ilona Slupianek	GDR	21.01	Marianne Adam	GDR	20.11	Judy Oakes	GBR	15.66	1980	Helena Fibingerová	TCH	19.92	Eva Wilms	FRG	19.66	Beatrix Philipp	FRG	17.59	1981	Ilona Slupianek	GDR	20.77	Helena Fibingerová	TCH	20.64	Helma Knorscheidt	GDR	20.12	1982	Verzhinia Veselinova	BUL	20.19	Helena Fibingerová	TCH	19.24	Natalya Lisovskaya	URS	18.50	1983	Helena Fibingerová	TCH	20.61	Helma Knorscheidt	GDR	20.35	Zdeňka Šilhavá	TCH	19.56	1984	Helena Fibingerová	TCH	20.34	Claudia Losch	FRG	20.23	Heidi Krieger	GDR	20.18	1985	Helena Fibingerová	TCH	20.84	Claudia Losch	FRG	20.59	Heike Hartwig	GDR	19.93	1986	Claudia Losch	FRG	20.48	Heidi Krieger	GDR	20.21	Mihaela Loghin	ROU	19.07	1987	Natalya Akhrimenko	URS	20.84	Heidi Krieger	GDR	20.02	Heike Hartwig	GDR	20.00	1988	Claudia Losch	FRG	20.39	Larisa Peleshenko	URS	20.23	Kathrin Neimke	GDR	20.20	1989	Stephanie Storp	FRG	20.30	Heike Hartwig	GDR	20.03	Iris Plotzitzka	FRG	19.79	1990	Claudia Losch	FRG	20.64	Natalya Lisovskaya	URS	20.35	Grit Hammer	GDR	19.35	1992	Natalya Lisovskaya	EUN	20.70	Svetla Mitkova	BUL	20.06	Astrid Kumbernuss	GER	19.37	1994	Astrid Kumbernuss	GER	19.44	Larisa Peleshenko	RUS	19.16	Svetla Mitkova	BUL	19.09	1996	Astrid Kumbernuss	GER	19.79	Irina Khudorozhkina	RUS	19.07	Valentina Fedyushina	UKR	18.90	1998	Irina Korzhanenko	RUS	20.25	Vita Pavlysh	UKR	20.00	Corrie de Bruin	NED	18.97	2000	Larisa Peleshenko	RUS	20.15	Nadine Kleinert-Schmitt	GER	19.23	Astrid Kumbernuss	GER	19.12	2002	Vita Pavlysh	UKR	19.76	Assunta Legnante	ITA	18.60	Lieja Koeman	NED	18.53	2005	Nadezhda Ostapchuk	BLR	19.37	Krystyna Zabawska	POL	18.96	Olga Ryabinkina	RUS	18.83	2007	Assunta Legnante	ITA	18.92	Irina Khudorozhkina	RUS	18.50	Olga Ryabinkina	RUS	18.16	2009	Petra Lammert	GER	19.66	Denise Hinrichs	GER	19.63	Anca Heltne	ROU	18.71	2011	Anna Avdeyeva	RUS	18.70	Christina Schwanitz	GER	18.65	Josephine Terlecki	GER	18.09	2013	Christina Schwanitz	GER	19.25	Yevgeniya Kolodko	RUS	19.04	Alena Kopets	BLR	18.85	Pentathlon												1992	Liliana Nastase	ROU	4701	Petra Vaideanu	ROU	4677	Urszula Włodarczyk	POL	4651	1994	Larisa Turchinskaya	RUS	4801	Rita Ináncsi	HUN	4775	Urszula Włodarczyk	POL	4668	1996	Yelena Lebedyenko	RUS	4685	Urszula Włodarczyk	POL	4597	Irina Vostrikova	RUS	4545	1998	Urszula Włodarczyk	POL	4808	Irina Belova	RUS	4631	Karin Specht	GER	4523	2000	Karin Ertl	GER	4671	Irina Vostrikova	RUS	4615	Urszula Włodarczyk	POL	4590	2002	Yelena Prokhorova	RUS	4622	Naide Gomes	POR	4595	Carolina Klüft	SWE	4535	2005	Carolina Klüft	SWE	4948	Kelly Sotherton	GBR	4733	Natalya Dobrynska	UKR	4667	2007	Carolina Klüft	SWE	4944	Kelly Sotherton	GBR	4927	Karin Ruckstuhl	NED	4801	2009	Anna Bogdanova	RUS	4761	Jolanda Keizer	NED	4644	Antoinette Nana Djimou	FRA	4618	2011	Antoinette Nana Djimou	FRA	4723	Austra Skujytė	LTU	4706	Remona Fransen	NED	4665	2013	Antoinette Nana Djimou	FRA	4666	Yana Maksimava	BLR	4658	Hanna Melnychenko	UKR	4608	3000 Metres Walk												<i>Discontinued after 1994</i>												1987	Natalya Dmitrochenko	URS	12:57.59	Giuliana Salce	ITA	12:59.11	Monica Gunnarsson	SWE	13:06.46	1988	Reyes Sobrino	ESP	12:48.99	Dana Vavracová	TCH	12:51.08	Mari Cruz Díaz	ESP	12:55.03	1989	Beate Anders	GDR	12:21.91	Ileana Salvador	ITA	12:32.43	Reyes Sobrino	ESP	12:39.50	1990	Beate Anders	GDR	11:59.36	Ileana Salvador	ITA	12:18.84	Anna-Rita Sidoti	ITA	12:27.94	1992	Alina Ivanova	EUN	11:49.99	Ileana Salvador	ITA	11:53.23	Beate Anders/Gummelt	GER	11:55.41	1994	Anna-Rita Sidoti	ITA	11:54.32	Beate Gummelt	GER	11:56.01	Yelena Arshintseva	RUS	11:57.49	4 x 400m Relay												<i>1972 to 1998 - not held</i>												1971	USSR		3:36.6	FRG		3:39.6	Bulgaria		3:47.8	2000	Russia		3:32.53	Italy		3:35.01	Romania		3:36.28	2002	Belarus		3:32.24	Poland		3:32.45	Italy		3:36.49	2005	Russia		3:28.00	Poland		3:29.37	Great Britain & NI		3:29.81	2007	Belarus		3:27.83	Russia		3:28.16	Great Britain & NI		3:28.69	2009	Russia		3:29.12	Great Britain & NI		3:30.42	Belarus		3:35.03	2011	Russia		3:29.34	Great Britain & NI		3:31.36	France		3:32.16	2013	Great Britain & NI		3:27.56	Russia		3:28.18	Czech Republic		3:28.49																																																																						
1974	Helena Fibingerová	TCH	20.75	Nadezhda Chizhova	URS	20.62	Marianne Adam	GDR	19.70	1975	Marianne Adam	GDR	20.05	Helena Fibingerová	TCH	19.97	Ivanka Khristova	BUL	18.35	1976	Ivanka Khristova	BUL	20.45	Svetlana Krachevskaya	URS	20.06	Ilona Schoknecht	GDR	19.36	1977	Helena Fibingerová	TCH	21.46	Ilona Slupianek	GDR	21.12	Eva Wilms	FRG	20.87	1978	Helena Fibingerová	TCH	20.67	Margitta Droese	GDR	19.77	Eva Wilms	FRG	19.24	1979	Ilona Slupianek	GDR	21.01	Marianne Adam	GDR	20.11	Judy Oakes	GBR	15.66	1980	Helena Fibingerová	TCH	19.92	Eva Wilms	FRG	19.66	Beatrix Philipp	FRG	17.59	1981	Ilona Slupianek	GDR	20.77	Helena Fibingerová	TCH	20.64	Helma Knorscheidt	GDR	20.12	1982	Verzhinia Veselinova	BUL	20.19	Helena Fibingerová	TCH	19.24	Natalya Lisovskaya	URS	18.50	1983	Helena Fibingerová	TCH	20.61	Helma Knorscheidt	GDR	20.35	Zdeňka Šilhavá	TCH	19.56	1984	Helena Fibingerová	TCH	20.34	Claudia Losch	FRG	20.23	Heidi Krieger	GDR	20.18	1985	Helena Fibingerová	TCH	20.84	Claudia Losch	FRG	20.59	Heike Hartwig	GDR	19.93	1986	Claudia Losch	FRG	20.48	Heidi Krieger	GDR	20.21	Mihaela Loghin	ROU	19.07	1987	Natalya Akhrimenko	URS	20.84	Heidi Krieger	GDR	20.02	Heike Hartwig	GDR	20.00	1988	Claudia Losch	FRG	20.39	Larisa Peleshenko	URS	20.23	Kathrin Neimke	GDR	20.20	1989	Stephanie Storp	FRG	20.30	Heike Hartwig	GDR	20.03	Iris Plotzitzka	FRG	19.79	1990	Claudia Losch	FRG	20.64	Natalya Lisovskaya	URS	20.35	Grit Hammer	GDR	19.35	1992	Natalya Lisovskaya	EUN	20.70	Svetla Mitkova	BUL	20.06	Astrid Kumbernuss	GER	19.37	1994	Astrid Kumbernuss	GER	19.44	Larisa Peleshenko	RUS	19.16	Svetla Mitkova	BUL	19.09	1996	Astrid Kumbernuss	GER	19.79	Irina Khudorozhkina	RUS	19.07	Valentina Fedyushina	UKR	18.90	1998	Irina Korzhanenko	RUS	20.25	Vita Pavlysh	UKR	20.00	Corrie de Bruin	NED	18.97	2000	Larisa Peleshenko	RUS	20.15	Nadine Kleinert-Schmitt	GER	19.23	Astrid Kumbernuss	GER	19.12	2002	Vita Pavlysh	UKR	19.76	Assunta Legnante	ITA	18.60	Lieja Koeman	NED	18.53	2005	Nadezhda Ostapchuk	BLR	19.37	Krystyna Zabawska	POL	18.96	Olga Ryabinkina	RUS	18.83	2007	Assunta Legnante	ITA	18.92	Irina Khudorozhkina	RUS	18.50	Olga Ryabinkina	RUS	18.16	2009	Petra Lammert	GER	19.66	Denise Hinrichs	GER	19.63	Anca Heltne	ROU	18.71	2011	Anna Avdeyeva	RUS	18.70	Christina Schwanitz	GER	18.65	Josephine Terlecki	GER	18.09	2013	Christina Schwanitz	GER	19.25	Yevgeniya Kolodko	RUS	19.04	Alena Kopets	BLR	18.85	Pentathlon												1992	Liliana Nastase	ROU	4701	Petra Vaideanu	ROU	4677	Urszula Włodarczyk	POL	4651	1994	Larisa Turchinskaya	RUS	4801	Rita Ináncsi	HUN	4775	Urszula Włodarczyk	POL	4668	1996	Yelena Lebedyenko	RUS	4685	Urszula Włodarczyk	POL	4597	Irina Vostrikova	RUS	4545	1998	Urszula Włodarczyk	POL	4808	Irina Belova	RUS	4631	Karin Specht	GER	4523	2000	Karin Ertl	GER	4671	Irina Vostrikova	RUS	4615	Urszula Włodarczyk	POL	4590	2002	Yelena Prokhorova	RUS	4622	Naide Gomes	POR	4595	Carolina Klüft	SWE	4535	2005	Carolina Klüft	SWE	4948	Kelly Sotherton	GBR	4733	Natalya Dobrynska	UKR	4667	2007	Carolina Klüft	SWE	4944	Kelly Sotherton	GBR	4927	Karin Ruckstuhl	NED	4801	2009	Anna Bogdanova	RUS	4761	Jolanda Keizer	NED	4644	Antoinette Nana Djimou	FRA	4618	2011	Antoinette Nana Djimou	FRA	4723	Austra Skujytė	LTU	4706	Remona Fransen	NED	4665	2013	Antoinette Nana Djimou	FRA	4666	Yana Maksimava	BLR	4658	Hanna Melnychenko	UKR	4608	3000 Metres Walk												<i>Discontinued after 1994</i>												1987	Natalya Dmitrochenko	URS	12:57.59	Giuliana Salce	ITA	12:59.11	Monica Gunnarsson	SWE	13:06.46	1988	Reyes Sobrino	ESP	12:48.99	Dana Vavracová	TCH	12:51.08	Mari Cruz Díaz	ESP	12:55.03	1989	Beate Anders	GDR	12:21.91	Ileana Salvador	ITA	12:32.43	Reyes Sobrino	ESP	12:39.50	1990	Beate Anders	GDR	11:59.36	Ileana Salvador	ITA	12:18.84	Anna-Rita Sidoti	ITA	12:27.94	1992	Alina Ivanova	EUN	11:49.99	Ileana Salvador	ITA	11:53.23	Beate Anders/Gummelt	GER	11:55.41	1994	Anna-Rita Sidoti	ITA	11:54.32	Beate Gummelt	GER	11:56.01	Yelena Arshintseva	RUS	11:57.49	4 x 400m Relay												<i>1972 to 1998 - not held</i>												1971	USSR		3:36.6	FRG		3:39.6	Bulgaria		3:47.8	2000	Russia		3:32.53	Italy		3:35.01	Romania		3:36.28	2002	Belarus		3:32.24	Poland		3:32.45	Italy		3:36.49	2005	Russia		3:28.00	Poland		3:29.37	Great Britain & NI		3:29.81	2007	Belarus		3:27.83	Russia		3:28.16	Great Britain & NI		3:28.69	2009	Russia		3:29.12	Great Britain & NI		3:30.42	Belarus		3:35.03	2011	Russia		3:29.34	Great Britain & NI		3:31.36	France		3:32.16	2013	Great Britain & NI		3:27.56	Russia		3:28.18	Czech Republic		3:28.49																																																																																
1975	Marianne Adam	GDR	20.05	Helena Fibingerová	TCH	19.97	Ivanka Khristova	BUL	18.35	1976	Ivanka Khristova	BUL	20.45	Svetlana Krachevskaya	URS	20.06	Ilona Schoknecht	GDR	19.36	1977	Helena Fibingerová	TCH	21.46	Ilona Slupianek	GDR	21.12	Eva Wilms	FRG	20.87	1978	Helena Fibingerová	TCH	20.67	Margitta Droese	GDR	19.77	Eva Wilms	FRG	19.24	1979	Ilona Slupianek	GDR	21.01	Marianne Adam	GDR	20.11	Judy Oakes	GBR	15.66	1980	Helena Fibingerová	TCH	19.92	Eva Wilms	FRG	19.66	Beatrix Philipp	FRG	17.59	1981	Ilona Slupianek	GDR	20.77	Helena Fibingerová	TCH	20.64	Helma Knorscheidt	GDR	20.12	1982	Verzhinia Veselinova	BUL	20.19	Helena Fibingerová	TCH	19.24	Natalya Lisovskaya	URS	18.50	1983	Helena Fibingerová	TCH	20.61	Helma Knorscheidt	GDR	20.35	Zdeňka Šilhavá	TCH	19.56	1984	Helena Fibingerová	TCH	20.34	Claudia Losch	FRG	20.23	Heidi Krieger	GDR	20.18	1985	Helena Fibingerová	TCH	20.84	Claudia Losch	FRG	20.59	Heike Hartwig	GDR	19.93	1986	Claudia Losch	FRG	20.48	Heidi Krieger	GDR	20.21	Mihaela Loghin	ROU	19.07	1987	Natalya Akhrimenko	URS	20.84	Heidi Krieger	GDR	20.02	Heike Hartwig	GDR	20.00	1988	Claudia Losch	FRG	20.39	Larisa Peleshenko	URS	20.23	Kathrin Neimke	GDR	20.20	1989	Stephanie Storp	FRG	20.30	Heike Hartwig	GDR	20.03	Iris Plotzitzka	FRG	19.79	1990	Claudia Losch	FRG	20.64	Natalya Lisovskaya	URS	20.35	Grit Hammer	GDR	19.35	1992	Natalya Lisovskaya	EUN	20.70	Svetla Mitkova	BUL	20.06	Astrid Kumbernuss	GER	19.37	1994	Astrid Kumbernuss	GER	19.44	Larisa Peleshenko	RUS	19.16	Svetla Mitkova	BUL	19.09	1996	Astrid Kumbernuss	GER	19.79	Irina Khudorozhkina	RUS	19.07	Valentina Fedyushina	UKR	18.90	1998	Irina Korzhanenko	RUS	20.25	Vita Pavlysh	UKR	20.00	Corrie de Bruin	NED	18.97	2000	Larisa Peleshenko	RUS	20.15	Nadine Kleinert-Schmitt	GER	19.23	Astrid Kumbernuss	GER	19.12	2002	Vita Pavlysh	UKR	19.76	Assunta Legnante	ITA	18.60	Lieja Koeman	NED	18.53	2005	Nadezhda Ostapchuk	BLR	19.37	Krystyna Zabawska	POL	18.96	Olga Ryabinkina	RUS	18.83	2007	Assunta Legnante	ITA	18.92	Irina Khudorozhkina	RUS	18.50	Olga Ryabinkina	RUS	18.16	2009	Petra Lammert	GER	19.66	Denise Hinrichs	GER	19.63	Anca Heltne	ROU	18.71	2011	Anna Avdeyeva	RUS	18.70	Christina Schwanitz	GER	18.65	Josephine Terlecki	GER	18.09	2013	Christina Schwanitz	GER	19.25	Yevgeniya Kolodko	RUS	19.04	Alena Kopets	BLR	18.85	Pentathlon												1992	Liliana Nastase	ROU	4701	Petra Vaideanu	ROU	4677	Urszula Włodarczyk	POL	4651	1994	Larisa Turchinskaya	RUS	4801	Rita Ináncsi	HUN	4775	Urszula Włodarczyk	POL	4668	1996	Yelena Lebedyenko	RUS	4685	Urszula Włodarczyk	POL	4597	Irina Vostrikova	RUS	4545	1998	Urszula Włodarczyk	POL	4808	Irina Belova	RUS	4631	Karin Specht	GER	4523	2000	Karin Ertl	GER	4671	Irina Vostrikova	RUS	4615	Urszula Włodarczyk	POL	4590	2002	Yelena Prokhorova	RUS	4622	Naide Gomes	POR	4595	Carolina Klüft	SWE	4535	2005	Carolina Klüft	SWE	4948	Kelly Sotherton	GBR	4733	Natalya Dobrynska	UKR	4667	2007	Carolina Klüft	SWE	4944	Kelly Sotherton	GBR	4927	Karin Ruckstuhl	NED	4801	2009	Anna Bogdanova	RUS	4761	Jolanda Keizer	NED	4644	Antoinette Nana Djimou	FRA	4618	2011	Antoinette Nana Djimou	FRA	4723	Austra Skujytė	LTU	4706	Remona Fransen	NED	4665	2013	Antoinette Nana Djimou	FRA	4666	Yana Maksimava	BLR	4658	Hanna Melnychenko	UKR	4608	3000 Metres Walk												<i>Discontinued after 1994</i>												1987	Natalya Dmitrochenko	URS	12:57.59	Giuliana Salce	ITA	12:59.11	Monica Gunnarsson	SWE	13:06.46	1988	Reyes Sobrino	ESP	12:48.99	Dana Vavracová	TCH	12:51.08	Mari Cruz Díaz	ESP	12:55.03	1989	Beate Anders	GDR	12:21.91	Ileana Salvador	ITA	12:32.43	Reyes Sobrino	ESP	12:39.50	1990	Beate Anders	GDR	11:59.36	Ileana Salvador	ITA	12:18.84	Anna-Rita Sidoti	ITA	12:27.94	1992	Alina Ivanova	EUN	11:49.99	Ileana Salvador	ITA	11:53.23	Beate Anders/Gummelt	GER	11:55.41	1994	Anna-Rita Sidoti	ITA	11:54.32	Beate Gummelt	GER	11:56.01	Yelena Arshintseva	RUS	11:57.49	4 x 400m Relay												<i>1972 to 1998 - not held</i>												1971	USSR		3:36.6	FRG		3:39.6	Bulgaria		3:47.8	2000	Russia		3:32.53	Italy		3:35.01	Romania		3:36.28	2002	Belarus		3:32.24	Poland		3:32.45	Italy		3:36.49	2005	Russia		3:28.00	Poland		3:29.37	Great Britain & NI		3:29.81	2007	Belarus		3:27.83	Russia		3:28.16	Great Britain & NI		3:28.69	2009	Russia		3:29.12	Great Britain & NI		3:30.42	Belarus		3:35.03	2011	Russia		3:29.34	Great Britain & NI		3:31.36	France		3:32.16	2013	Great Britain & NI		3:27.56	Russia		3:28.18	Czech Republic		3:28.49																																																																																										
1976	Ivanka Khristova	BUL	20.45	Svetlana Krachevskaya	URS	20.06	Ilona Schoknecht	GDR	19.36	1977	Helena Fibingerová	TCH	21.46	Ilona Slupianek	GDR	21.12	Eva Wilms	FRG	20.87	1978	Helena Fibingerová	TCH	20.67	Margitta Droese	GDR	19.77	Eva Wilms	FRG	19.24	1979	Ilona Slupianek	GDR	21.01	Marianne Adam	GDR	20.11	Judy Oakes	GBR	15.66	1980	Helena Fibingerová	TCH	19.92	Eva Wilms	FRG	19.66	Beatrix Philipp	FRG	17.59	1981	Ilona Slupianek	GDR	20.77	Helena Fibingerová	TCH	20.64	Helma Knorscheidt	GDR	20.12	1982	Verzhinia Veselinova	BUL	20.19	Helena Fibingerová	TCH	19.24	Natalya Lisovskaya	URS	18.50	1983	Helena Fibingerová	TCH	20.61	Helma Knorscheidt	GDR	20.35	Zdeňka Šilhavá	TCH	19.56	1984	Helena Fibingerová	TCH	20.34	Claudia Losch	FRG	20.23	Heidi Krieger	GDR	20.18	1985	Helena Fibingerová	TCH	20.84	Claudia Losch	FRG	20.59	Heike Hartwig	GDR	19.93	1986	Claudia Losch	FRG	20.48	Heidi Krieger	GDR	20.21	Mihaela Loghin	ROU	19.07	1987	Natalya Akhrimenko	URS	20.84	Heidi Krieger	GDR	20.02	Heike Hartwig	GDR	20.00	1988	Claudia Losch	FRG	20.39	Larisa Peleshenko	URS	20.23	Kathrin Neimke	GDR	20.20	1989	Stephanie Storp	FRG	20.30	Heike Hartwig	GDR	20.03	Iris Plotzitzka	FRG	19.79	1990	Claudia Losch	FRG	20.64	Natalya Lisovskaya	URS	20.35	Grit Hammer	GDR	19.35	1992	Natalya Lisovskaya	EUN	20.70	Svetla Mitkova	BUL	20.06	Astrid Kumbernuss	GER	19.37	1994	Astrid Kumbernuss	GER	19.44	Larisa Peleshenko	RUS	19.16	Svetla Mitkova	BUL	19.09	1996	Astrid Kumbernuss	GER	19.79	Irina Khudorozhkina	RUS	19.07	Valentina Fedyushina	UKR	18.90	1998	Irina Korzhanenko	RUS	20.25	Vita Pavlysh	UKR	20.00	Corrie de Bruin	NED	18.97	2000	Larisa Peleshenko	RUS	20.15	Nadine Kleinert-Schmitt	GER	19.23	Astrid Kumbernuss	GER	19.12	2002	Vita Pavlysh	UKR	19.76	Assunta Legnante	ITA	18.60	Lieja Koeman	NED	18.53	2005	Nadezhda Ostapchuk	BLR	19.37	Krystyna Zabawska	POL	18.96	Olga Ryabinkina	RUS	18.83	2007	Assunta Legnante	ITA	18.92	Irina Khudorozhkina	RUS	18.50	Olga Ryabinkina	RUS	18.16	2009	Petra Lammert	GER	19.66	Denise Hinrichs	GER	19.63	Anca Heltne	ROU	18.71	2011	Anna Avdeyeva	RUS	18.70	Christina Schwanitz	GER	18.65	Josephine Terlecki	GER	18.09	2013	Christina Schwanitz	GER	19.25	Yevgeniya Kolodko	RUS	19.04	Alena Kopets	BLR	18.85	Pentathlon												1992	Liliana Nastase	ROU	4701	Petra Vaideanu	ROU	4677	Urszula Włodarczyk	POL	4651	1994	Larisa Turchinskaya	RUS	4801	Rita Ináncsi	HUN	4775	Urszula Włodarczyk	POL	4668	1996	Yelena Lebedyenko	RUS	4685	Urszula Włodarczyk	POL	4597	Irina Vostrikova	RUS	4545	1998	Urszula Włodarczyk	POL	4808	Irina Belova	RUS	4631	Karin Specht	GER	4523	2000	Karin Ertl	GER	4671	Irina Vostrikova	RUS	4615	Urszula Włodarczyk	POL	4590	2002	Yelena Prokhorova	RUS	4622	Naide Gomes	POR	4595	Carolina Klüft	SWE	4535	2005	Carolina Klüft	SWE	4948	Kelly Sotherton	GBR	4733	Natalya Dobrynska	UKR	4667	2007	Carolina Klüft	SWE	4944	Kelly Sotherton	GBR	4927	Karin Ruckstuhl	NED	4801	2009	Anna Bogdanova	RUS	4761	Jolanda Keizer	NED	4644	Antoinette Nana Djimou	FRA	4618	2011	Antoinette Nana Djimou	FRA	4723	Austra Skujytė	LTU	4706	Remona Fransen	NED	4665	2013	Antoinette Nana Djimou	FRA	4666	Yana Maksimava	BLR	4658	Hanna Melnychenko	UKR	4608	3000 Metres Walk												<i>Discontinued after 1994</i>												1987	Natalya Dmitrochenko	URS	12:57.59	Giuliana Salce	ITA	12:59.11	Monica Gunnarsson	SWE	13:06.46	1988	Reyes Sobrino	ESP	12:48.99	Dana Vavracová	TCH	12:51.08	Mari Cruz Díaz	ESP	12:55.03	1989	Beate Anders	GDR	12:21.91	Ileana Salvador	ITA	12:32.43	Reyes Sobrino	ESP	12:39.50	1990	Beate Anders	GDR	11:59.36	Ileana Salvador	ITA	12:18.84	Anna-Rita Sidoti	ITA	12:27.94	1992	Alina Ivanova	EUN	11:49.99	Ileana Salvador	ITA	11:53.23	Beate Anders/Gummelt	GER	11:55.41	1994	Anna-Rita Sidoti	ITA	11:54.32	Beate Gummelt	GER	11:56.01	Yelena Arshintseva	RUS	11:57.49	4 x 400m Relay												<i>1972 to 1998 - not held</i>												1971	USSR		3:36.6	FRG		3:39.6	Bulgaria		3:47.8	2000	Russia		3:32.53	Italy		3:35.01	Romania		3:36.28	2002	Belarus		3:32.24	Poland		3:32.45	Italy		3:36.49	2005	Russia		3:28.00	Poland		3:29.37	Great Britain & NI		3:29.81	2007	Belarus		3:27.83	Russia		3:28.16	Great Britain & NI		3:28.69	2009	Russia		3:29.12	Great Britain & NI		3:30.42	Belarus		3:35.03	2011	Russia		3:29.34	Great Britain & NI		3:31.36	France		3:32.16	2013	Great Britain & NI		3:27.56	Russia		3:28.18	Czech Republic		3:28.49																																																																																																				
1977	Helena Fibingerová	TCH	21.46	Ilona Slupianek	GDR	21.12	Eva Wilms	FRG	20.87	1978	Helena Fibingerová	TCH	20.67	Margitta Droese	GDR	19.77	Eva Wilms	FRG	19.24	1979	Ilona Slupianek	GDR	21.01	Marianne Adam	GDR	20.11	Judy Oakes	GBR	15.66	1980	Helena Fibingerová	TCH	19.92	Eva Wilms	FRG	19.66	Beatrix Philipp	FRG	17.59	1981	Ilona Slupianek	GDR	20.77	Helena Fibingerová	TCH	20.64	Helma Knorscheidt	GDR	20.12	1982	Verzhinia Veselinova	BUL	20.19	Helena Fibingerová	TCH	19.24	Natalya Lisovskaya	URS	18.50	1983	Helena Fibingerová	TCH	20.61	Helma Knorscheidt	GDR	20.35	Zdeňka Šilhavá	TCH	19.56	1984	Helena Fibingerová	TCH	20.34	Claudia Losch	FRG	20.23	Heidi Krieger	GDR	20.18	1985	Helena Fibingerová	TCH	20.84	Claudia Losch	FRG	20.59	Heike Hartwig	GDR	19.93	1986	Claudia Losch	FRG	20.48	Heidi Krieger	GDR	20.21	Mihaela Loghin	ROU	19.07	1987	Natalya Akhrimenko	URS	20.84	Heidi Krieger	GDR	20.02	Heike Hartwig	GDR	20.00	1988	Claudia Losch	FRG	20.39	Larisa Peleshenko	URS	20.23	Kathrin Neimke	GDR	20.20	1989	Stephanie Storp	FRG	20.30	Heike Hartwig	GDR	20.03	Iris Plotzitzka	FRG	19.79	1990	Claudia Losch	FRG	20.64	Natalya Lisovskaya	URS	20.35	Grit Hammer	GDR	19.35	1992	Natalya Lisovskaya	EUN	20.70	Svetla Mitkova	BUL	20.06	Astrid Kumbernuss	GER	19.37	1994	Astrid Kumbernuss	GER	19.44	Larisa Peleshenko	RUS	19.16	Svetla Mitkova	BUL	19.09	1996	Astrid Kumbernuss	GER	19.79	Irina Khudorozhkina	RUS	19.07	Valentina Fedyushina	UKR	18.90	1998	Irina Korzhanenko	RUS	20.25	Vita Pavlysh	UKR	20.00	Corrie de Bruin	NED	18.97	2000	Larisa Peleshenko	RUS	20.15	Nadine Kleinert-Schmitt	GER	19.23	Astrid Kumbernuss	GER	19.12	2002	Vita Pavlysh	UKR	19.76	Assunta Legnante	ITA	18.60	Lieja Koeman	NED	18.53	2005	Nadezhda Ostapchuk	BLR	19.37	Krystyna Zabawska	POL	18.96	Olga Ryabinkina	RUS	18.83	2007	Assunta Legnante	ITA	18.92	Irina Khudorozhkina	RUS	18.50	Olga Ryabinkina	RUS	18.16	2009	Petra Lammert	GER	19.66	Denise Hinrichs	GER	19.63	Anca Heltne	ROU	18.71	2011	Anna Avdeyeva	RUS	18.70	Christina Schwanitz	GER	18.65	Josephine Terlecki	GER	18.09	2013	Christina Schwanitz	GER	19.25	Yevgeniya Kolodko	RUS	19.04	Alena Kopets	BLR	18.85	Pentathlon												1992	Liliana Nastase	ROU	4701	Petra Vaideanu	ROU	4677	Urszula Włodarczyk	POL	4651	1994	Larisa Turchinskaya	RUS	4801	Rita Ináncsi	HUN	4775	Urszula Włodarczyk	POL	4668	1996	Yelena Lebedyenko	RUS	4685	Urszula Włodarczyk	POL	4597	Irina Vostrikova	RUS	4545	1998	Urszula Włodarczyk	POL	4808	Irina Belova	RUS	4631	Karin Specht	GER	4523	2000	Karin Ertl	GER	4671	Irina Vostrikova	RUS	4615	Urszula Włodarczyk	POL	4590	2002	Yelena Prokhorova	RUS	4622	Naide Gomes	POR	4595	Carolina Klüft	SWE	4535	2005	Carolina Klüft	SWE	4948	Kelly Sotherton	GBR	4733	Natalya Dobrynska	UKR	4667	2007	Carolina Klüft	SWE	4944	Kelly Sotherton	GBR	4927	Karin Ruckstuhl	NED	4801	2009	Anna Bogdanova	RUS	4761	Jolanda Keizer	NED	4644	Antoinette Nana Djimou	FRA	4618	2011	Antoinette Nana Djimou	FRA	4723	Austra Skujytė	LTU	4706	Remona Fransen	NED	4665	2013	Antoinette Nana Djimou	FRA	4666	Yana Maksimava	BLR	4658	Hanna Melnychenko	UKR	4608	3000 Metres Walk												<i>Discontinued after 1994</i>												1987	Natalya Dmitrochenko	URS	12:57.59	Giuliana Salce	ITA	12:59.11	Monica Gunnarsson	SWE	13:06.46	1988	Reyes Sobrino	ESP	12:48.99	Dana Vavracová	TCH	12:51.08	Mari Cruz Díaz	ESP	12:55.03	1989	Beate Anders	GDR	12:21.91	Ileana Salvador	ITA	12:32.43	Reyes Sobrino	ESP	12:39.50	1990	Beate Anders	GDR	11:59.36	Ileana Salvador	ITA	12:18.84	Anna-Rita Sidoti	ITA	12:27.94	1992	Alina Ivanova	EUN	11:49.99	Ileana Salvador	ITA	11:53.23	Beate Anders/Gummelt	GER	11:55.41	1994	Anna-Rita Sidoti	ITA	11:54.32	Beate Gummelt	GER	11:56.01	Yelena Arshintseva	RUS	11:57.49	4 x 400m Relay												<i>1972 to 1998 - not held</i>												1971	USSR		3:36.6	FRG		3:39.6	Bulgaria		3:47.8	2000	Russia		3:32.53	Italy		3:35.01	Romania		3:36.28	2002	Belarus		3:32.24	Poland		3:32.45	Italy		3:36.49	2005	Russia		3:28.00	Poland		3:29.37	Great Britain & NI		3:29.81	2007	Belarus		3:27.83	Russia		3:28.16	Great Britain & NI		3:28.69	2009	Russia		3:29.12	Great Britain & NI		3:30.42	Belarus		3:35.03	2011	Russia		3:29.34	Great Britain & NI		3:31.36	France		3:32.16	2013	Great Britain & NI		3:27.56	Russia		3:28.18	Czech Republic		3:28.49																																																																																																														
1978	Helena Fibingerová	TCH	20.67	Margitta Droese	GDR	19.77	Eva Wilms	FRG	19.24	1979	Ilona Slupianek	GDR	21.01	Marianne Adam	GDR	20.11	Judy Oakes	GBR	15.66	1980	Helena Fibingerová	TCH	19.92	Eva Wilms	FRG	19.66	Beatrix Philipp	FRG	17.59	1981	Ilona Slupianek	GDR	20.77	Helena Fibingerová	TCH	20.64	Helma Knorscheidt	GDR	20.12	1982	Verzhinia Veselinova	BUL	20.19	Helena Fibingerová	TCH	19.24	Natalya Lisovskaya	URS	18.50	1983	Helena Fibingerová	TCH	20.61	Helma Knorscheidt	GDR	20.35	Zdeňka Šilhavá	TCH	19.56	1984	Helena Fibingerová	TCH	20.34	Claudia Losch	FRG	20.23	Heidi Krieger	GDR	20.18	1985	Helena Fibingerová	TCH	20.84	Claudia Losch	FRG	20.59	Heike Hartwig	GDR	19.93	1986	Claudia Losch	FRG	20.48	Heidi Krieger	GDR	20.21	Mihaela Loghin	ROU	19.07	1987	Natalya Akhrimenko	URS	20.84	Heidi Krieger	GDR	20.02	Heike Hartwig	GDR	20.00	1988	Claudia Losch	FRG	20.39	Larisa Peleshenko	URS	20.23	Kathrin Neimke	GDR	20.20	1989	Stephanie Storp	FRG	20.30	Heike Hartwig	GDR	20.03	Iris Plotzitzka	FRG	19.79	1990	Claudia Losch	FRG	20.64	Natalya Lisovskaya	URS	20.35	Grit Hammer	GDR	19.35	1992	Natalya Lisovskaya	EUN	20.70	Svetla Mitkova	BUL	20.06	Astrid Kumbernuss	GER	19.37	1994	Astrid Kumbernuss	GER	19.44	Larisa Peleshenko	RUS	19.16	Svetla Mitkova	BUL	19.09	1996	Astrid Kumbernuss	GER	19.79	Irina Khudorozhkina	RUS	19.07	Valentina Fedyushina	UKR	18.90	1998	Irina Korzhanenko	RUS	20.25	Vita Pavlysh	UKR	20.00	Corrie de Bruin	NED	18.97	2000	Larisa Peleshenko	RUS	20.15	Nadine Kleinert-Schmitt	GER	19.23	Astrid Kumbernuss	GER	19.12	2002	Vita Pavlysh	UKR	19.76	Assunta Legnante	ITA	18.60	Lieja Koeman	NED	18.53	2005	Nadezhda Ostapchuk	BLR	19.37	Krystyna Zabawska	POL	18.96	Olga Ryabinkina	RUS	18.83	2007	Assunta Legnante	ITA	18.92	Irina Khudorozhkina	RUS	18.50	Olga Ryabinkina	RUS	18.16	2009	Petra Lammert	GER	19.66	Denise Hinrichs	GER	19.63	Anca Heltne	ROU	18.71	2011	Anna Avdeyeva	RUS	18.70	Christina Schwanitz	GER	18.65	Josephine Terlecki	GER	18.09	2013	Christina Schwanitz	GER	19.25	Yevgeniya Kolodko	RUS	19.04	Alena Kopets	BLR	18.85	Pentathlon												1992	Liliana Nastase	ROU	4701	Petra Vaideanu	ROU	4677	Urszula Włodarczyk	POL	4651	1994	Larisa Turchinskaya	RUS	4801	Rita Ináncsi	HUN	4775	Urszula Włodarczyk	POL	4668	1996	Yelena Lebedyenko	RUS	4685	Urszula Włodarczyk	POL	4597	Irina Vostrikova	RUS	4545	1998	Urszula Włodarczyk	POL	4808	Irina Belova	RUS	4631	Karin Specht	GER	4523	2000	Karin Ertl	GER	4671	Irina Vostrikova	RUS	4615	Urszula Włodarczyk	POL	4590	2002	Yelena Prokhorova	RUS	4622	Naide Gomes	POR	4595	Carolina Klüft	SWE	4535	2005	Carolina Klüft	SWE	4948	Kelly Sotherton	GBR	4733	Natalya Dobrynska	UKR	4667	2007	Carolina Klüft	SWE	4944	Kelly Sotherton	GBR	4927	Karin Ruckstuhl	NED	4801	2009	Anna Bogdanova	RUS	4761	Jolanda Keizer	NED	4644	Antoinette Nana Djimou	FRA	4618	2011	Antoinette Nana Djimou	FRA	4723	Austra Skujytė	LTU	4706	Remona Fransen	NED	4665	2013	Antoinette Nana Djimou	FRA	4666	Yana Maksimava	BLR	4658	Hanna Melnychenko	UKR	4608	3000 Metres Walk												<i>Discontinued after 1994</i>												1987	Natalya Dmitrochenko	URS	12:57.59	Giuliana Salce	ITA	12:59.11	Monica Gunnarsson	SWE	13:06.46	1988	Reyes Sobrino	ESP	12:48.99	Dana Vavracová	TCH	12:51.08	Mari Cruz Díaz	ESP	12:55.03	1989	Beate Anders	GDR	12:21.91	Ileana Salvador	ITA	12:32.43	Reyes Sobrino	ESP	12:39.50	1990	Beate Anders	GDR	11:59.36	Ileana Salvador	ITA	12:18.84	Anna-Rita Sidoti	ITA	12:27.94	1992	Alina Ivanova	EUN	11:49.99	Ileana Salvador	ITA	11:53.23	Beate Anders/Gummelt	GER	11:55.41	1994	Anna-Rita Sidoti	ITA	11:54.32	Beate Gummelt	GER	11:56.01	Yelena Arshintseva	RUS	11:57.49	4 x 400m Relay												<i>1972 to 1998 - not held</i>												1971	USSR		3:36.6	FRG		3:39.6	Bulgaria		3:47.8	2000	Russia		3:32.53	Italy		3:35.01	Romania		3:36.28	2002	Belarus		3:32.24	Poland		3:32.45	Italy		3:36.49	2005	Russia		3:28.00	Poland		3:29.37	Great Britain & NI		3:29.81	2007	Belarus		3:27.83	Russia		3:28.16	Great Britain & NI		3:28.69	2009	Russia		3:29.12	Great Britain & NI		3:30.42	Belarus		3:35.03	2011	Russia		3:29.34	Great Britain & NI		3:31.36	France		3:32.16	2013	Great Britain & NI		3:27.56	Russia		3:28.18	Czech Republic		3:28.49																																																																																																																								
1979	Ilona Slupianek	GDR	21.01	Marianne Adam	GDR	20.11	Judy Oakes	GBR	15.66	1980	Helena Fibingerová	TCH	19.92	Eva Wilms	FRG	19.66	Beatrix Philipp	FRG	17.59	1981	Ilona Slupianek	GDR	20.77	Helena Fibingerová	TCH	20.64	Helma Knorscheidt	GDR	20.12	1982	Verzhinia Veselinova	BUL	20.19	Helena Fibingerová	TCH	19.24	Natalya Lisovskaya	URS	18.50	1983	Helena Fibingerová	TCH	20.61	Helma Knorscheidt	GDR	20.35	Zdeňka Šilhavá	TCH	19.56	1984	Helena Fibingerová	TCH	20.34	Claudia Losch	FRG	20.23	Heidi Krieger	GDR	20.18	1985	Helena Fibingerová	TCH	20.84	Claudia Losch	FRG	20.59	Heike Hartwig	GDR	19.93	1986	Claudia Losch	FRG	20.48	Heidi Krieger	GDR	20.21	Mihaela Loghin	ROU	19.07	1987	Natalya Akhrimenko	URS	20.84	Heidi Krieger	GDR	20.02	Heike Hartwig	GDR	20.00	1988	Claudia Losch	FRG	20.39	Larisa Peleshenko	URS	20.23	Kathrin Neimke	GDR	20.20	1989	Stephanie Storp	FRG	20.30	Heike Hartwig	GDR	20.03	Iris Plotzitzka	FRG	19.79	1990	Claudia Losch	FRG	20.64	Natalya Lisovskaya	URS	20.35	Grit Hammer	GDR	19.35	1992	Natalya Lisovskaya	EUN	20.70	Svetla Mitkova	BUL	20.06	Astrid Kumbernuss	GER	19.37	1994	Astrid Kumbernuss	GER	19.44	Larisa Peleshenko	RUS	19.16	Svetla Mitkova	BUL	19.09	1996	Astrid Kumbernuss	GER	19.79	Irina Khudorozhkina	RUS	19.07	Valentina Fedyushina	UKR	18.90	1998	Irina Korzhanenko	RUS	20.25	Vita Pavlysh	UKR	20.00	Corrie de Bruin	NED	18.97	2000	Larisa Peleshenko	RUS	20.15	Nadine Kleinert-Schmitt	GER	19.23	Astrid Kumbernuss	GER	19.12	2002	Vita Pavlysh	UKR	19.76	Assunta Legnante	ITA	18.60	Lieja Koeman	NED	18.53	2005	Nadezhda Ostapchuk	BLR	19.37	Krystyna Zabawska	POL	18.96	Olga Ryabinkina	RUS	18.83	2007	Assunta Legnante	ITA	18.92	Irina Khudorozhkina	RUS	18.50	Olga Ryabinkina	RUS	18.16	2009	Petra Lammert	GER	19.66	Denise Hinrichs	GER	19.63	Anca Heltne	ROU	18.71	2011	Anna Avdeyeva	RUS	18.70	Christina Schwanitz	GER	18.65	Josephine Terlecki	GER	18.09	2013	Christina Schwanitz	GER	19.25	Yevgeniya Kolodko	RUS	19.04	Alena Kopets	BLR	18.85	Pentathlon												1992	Liliana Nastase	ROU	4701	Petra Vaideanu	ROU	4677	Urszula Włodarczyk	POL	4651	1994	Larisa Turchinskaya	RUS	4801	Rita Ináncsi	HUN	4775	Urszula Włodarczyk	POL	4668	1996	Yelena Lebedyenko	RUS	4685	Urszula Włodarczyk	POL	4597	Irina Vostrikova	RUS	4545	1998	Urszula Włodarczyk	POL	4808	Irina Belova	RUS	4631	Karin Specht	GER	4523	2000	Karin Ertl	GER	4671	Irina Vostrikova	RUS	4615	Urszula Włodarczyk	POL	4590	2002	Yelena Prokhorova	RUS	4622	Naide Gomes	POR	4595	Carolina Klüft	SWE	4535	2005	Carolina Klüft	SWE	4948	Kelly Sotherton	GBR	4733	Natalya Dobrynska	UKR	4667	2007	Carolina Klüft	SWE	4944	Kelly Sotherton	GBR	4927	Karin Ruckstuhl	NED	4801	2009	Anna Bogdanova	RUS	4761	Jolanda Keizer	NED	4644	Antoinette Nana Djimou	FRA	4618	2011	Antoinette Nana Djimou	FRA	4723	Austra Skujytė	LTU	4706	Remona Fransen	NED	4665	2013	Antoinette Nana Djimou	FRA	4666	Yana Maksimava	BLR	4658	Hanna Melnychenko	UKR	4608	3000 Metres Walk												<i>Discontinued after 1994</i>												1987	Natalya Dmitrochenko	URS	12:57.59	Giuliana Salce	ITA	12:59.11	Monica Gunnarsson	SWE	13:06.46	1988	Reyes Sobrino	ESP	12:48.99	Dana Vavracová	TCH	12:51.08	Mari Cruz Díaz	ESP	12:55.03	1989	Beate Anders	GDR	12:21.91	Ileana Salvador	ITA	12:32.43	Reyes Sobrino	ESP	12:39.50	1990	Beate Anders	GDR	11:59.36	Ileana Salvador	ITA	12:18.84	Anna-Rita Sidoti	ITA	12:27.94	1992	Alina Ivanova	EUN	11:49.99	Ileana Salvador	ITA	11:53.23	Beate Anders/Gummelt	GER	11:55.41	1994	Anna-Rita Sidoti	ITA	11:54.32	Beate Gummelt	GER	11:56.01	Yelena Arshintseva	RUS	11:57.49	4 x 400m Relay												<i>1972 to 1998 - not held</i>												1971	USSR		3:36.6	FRG		3:39.6	Bulgaria		3:47.8	2000	Russia		3:32.53	Italy		3:35.01	Romania		3:36.28	2002	Belarus		3:32.24	Poland		3:32.45	Italy		3:36.49	2005	Russia		3:28.00	Poland		3:29.37	Great Britain & NI		3:29.81	2007	Belarus		3:27.83	Russia		3:28.16	Great Britain & NI		3:28.69	2009	Russia		3:29.12	Great Britain & NI		3:30.42	Belarus		3:35.03	2011	Russia		3:29.34	Great Britain & NI		3:31.36	France		3:32.16	2013	Great Britain & NI		3:27.56	Russia		3:28.18	Czech Republic		3:28.49																																																																																																																																		
1980	Helena Fibingerová	TCH	19.92	Eva Wilms	FRG	19.66	Beatrix Philipp	FRG	17.59	1981	Ilona Slupianek	GDR	20.77	Helena Fibingerová	TCH	20.64	Helma Knorscheidt	GDR	20.12	1982	Verzhinia Veselinova	BUL	20.19	Helena Fibingerová	TCH	19.24	Natalya Lisovskaya	URS	18.50	1983	Helena Fibingerová	TCH	20.61	Helma Knorscheidt	GDR	20.35	Zdeňka Šilhavá	TCH	19.56	1984	Helena Fibingerová	TCH	20.34	Claudia Losch	FRG	20.23	Heidi Krieger	GDR	20.18	1985	Helena Fibingerová	TCH	20.84	Claudia Losch	FRG	20.59	Heike Hartwig	GDR	19.93	1986	Claudia Losch	FRG	20.48	Heidi Krieger	GDR	20.21	Mihaela Loghin	ROU	19.07	1987	Natalya Akhrimenko	URS	20.84	Heidi Krieger	GDR	20.02	Heike Hartwig	GDR	20.00	1988	Claudia Losch	FRG	20.39	Larisa Peleshenko	URS	20.23	Kathrin Neimke	GDR	20.20	1989	Stephanie Storp	FRG	20.30	Heike Hartwig	GDR	20.03	Iris Plotzitzka	FRG	19.79	1990	Claudia Losch	FRG	20.64	Natalya Lisovskaya	URS	20.35	Grit Hammer	GDR	19.35	1992	Natalya Lisovskaya	EUN	20.70	Svetla Mitkova	BUL	20.06	Astrid Kumbernuss	GER	19.37	1994	Astrid Kumbernuss	GER	19.44	Larisa Peleshenko	RUS	19.16	Svetla Mitkova	BUL	19.09	1996	Astrid Kumbernuss	GER	19.79	Irina Khudorozhkina	RUS	19.07	Valentina Fedyushina	UKR	18.90	1998	Irina Korzhanenko	RUS	20.25	Vita Pavlysh	UKR	20.00	Corrie de Bruin	NED	18.97	2000	Larisa Peleshenko	RUS	20.15	Nadine Kleinert-Schmitt	GER	19.23	Astrid Kumbernuss	GER	19.12	2002	Vita Pavlysh	UKR	19.76	Assunta Legnante	ITA	18.60	Lieja Koeman	NED	18.53	2005	Nadezhda Ostapchuk	BLR	19.37	Krystyna Zabawska	POL	18.96	Olga Ryabinkina	RUS	18.83	2007	Assunta Legnante	ITA	18.92	Irina Khudorozhkina	RUS	18.50	Olga Ryabinkina	RUS	18.16	2009	Petra Lammert	GER	19.66	Denise Hinrichs	GER	19.63	Anca Heltne	ROU	18.71	2011	Anna Avdeyeva	RUS	18.70	Christina Schwanitz	GER	18.65	Josephine Terlecki	GER	18.09	2013	Christina Schwanitz	GER	19.25	Yevgeniya Kolodko	RUS	19.04	Alena Kopets	BLR	18.85	Pentathlon												1992	Liliana Nastase	ROU	4701	Petra Vaideanu	ROU	4677	Urszula Włodarczyk	POL	4651	1994	Larisa Turchinskaya	RUS	4801	Rita Ináncsi	HUN	4775	Urszula Włodarczyk	POL	4668	1996	Yelena Lebedyenko	RUS	4685	Urszula Włodarczyk	POL	4597	Irina Vostrikova	RUS	4545	1998	Urszula Włodarczyk	POL	4808	Irina Belova	RUS	4631	Karin Specht	GER	4523	2000	Karin Ertl	GER	4671	Irina Vostrikova	RUS	4615	Urszula Włodarczyk	POL	4590	2002	Yelena Prokhorova	RUS	4622	Naide Gomes	POR	4595	Carolina Klüft	SWE	4535	2005	Carolina Klüft	SWE	4948	Kelly Sotherton	GBR	4733	Natalya Dobrynska	UKR	4667	2007	Carolina Klüft	SWE	4944	Kelly Sotherton	GBR	4927	Karin Ruckstuhl	NED	4801	2009	Anna Bogdanova	RUS	4761	Jolanda Keizer	NED	4644	Antoinette Nana Djimou	FRA	4618	2011	Antoinette Nana Djimou	FRA	4723	Austra Skujytė	LTU	4706	Remona Fransen	NED	4665	2013	Antoinette Nana Djimou	FRA	4666	Yana Maksimava	BLR	4658	Hanna Melnychenko	UKR	4608	3000 Metres Walk												<i>Discontinued after 1994</i>												1987	Natalya Dmitrochenko	URS	12:57.59	Giuliana Salce	ITA	12:59.11	Monica Gunnarsson	SWE	13:06.46	1988	Reyes Sobrino	ESP	12:48.99	Dana Vavracová	TCH	12:51.08	Mari Cruz Díaz	ESP	12:55.03	1989	Beate Anders	GDR	12:21.91	Ileana Salvador	ITA	12:32.43	Reyes Sobrino	ESP	12:39.50	1990	Beate Anders	GDR	11:59.36	Ileana Salvador	ITA	12:18.84	Anna-Rita Sidoti	ITA	12:27.94	1992	Alina Ivanova	EUN	11:49.99	Ileana Salvador	ITA	11:53.23	Beate Anders/Gummelt	GER	11:55.41	1994	Anna-Rita Sidoti	ITA	11:54.32	Beate Gummelt	GER	11:56.01	Yelena Arshintseva	RUS	11:57.49	4 x 400m Relay												<i>1972 to 1998 - not held</i>												1971	USSR		3:36.6	FRG		3:39.6	Bulgaria		3:47.8	2000	Russia		3:32.53	Italy		3:35.01	Romania		3:36.28	2002	Belarus		3:32.24	Poland		3:32.45	Italy		3:36.49	2005	Russia		3:28.00	Poland		3:29.37	Great Britain & NI		3:29.81	2007	Belarus		3:27.83	Russia		3:28.16	Great Britain & NI		3:28.69	2009	Russia		3:29.12	Great Britain & NI		3:30.42	Belarus		3:35.03	2011	Russia		3:29.34	Great Britain & NI		3:31.36	France		3:32.16	2013	Great Britain & NI		3:27.56	Russia		3:28.18	Czech Republic		3:28.49																																																																																																																																												
1981	Ilona Slupianek	GDR	20.77	Helena Fibingerová	TCH	20.64	Helma Knorscheidt	GDR	20.12	1982	Verzhinia Veselinova	BUL	20.19	Helena Fibingerová	TCH	19.24	Natalya Lisovskaya	URS	18.50	1983	Helena Fibingerová	TCH	20.61	Helma Knorscheidt	GDR	20.35	Zdeňka Šilhavá	TCH	19.56	1984	Helena Fibingerová	TCH	20.34	Claudia Losch	FRG	20.23	Heidi Krieger	GDR	20.18	1985	Helena Fibingerová	TCH	20.84	Claudia Losch	FRG	20.59	Heike Hartwig	GDR	19.93	1986	Claudia Losch	FRG	20.48	Heidi Krieger	GDR	20.21	Mihaela Loghin	ROU	19.07	1987	Natalya Akhrimenko	URS	20.84	Heidi Krieger	GDR	20.02	Heike Hartwig	GDR	20.00	1988	Claudia Losch	FRG	20.39	Larisa Peleshenko	URS	20.23	Kathrin Neimke	GDR	20.20	1989	Stephanie Storp	FRG	20.30	Heike Hartwig	GDR	20.03	Iris Plotzitzka	FRG	19.79	1990	Claudia Losch	FRG	20.64	Natalya Lisovskaya	URS	20.35	Grit Hammer	GDR	19.35	1992	Natalya Lisovskaya	EUN	20.70	Svetla Mitkova	BUL	20.06	Astrid Kumbernuss	GER	19.37	1994	Astrid Kumbernuss	GER	19.44	Larisa Peleshenko	RUS	19.16	Svetla Mitkova	BUL	19.09	1996	Astrid Kumbernuss	GER	19.79	Irina Khudorozhkina	RUS	19.07	Valentina Fedyushina	UKR	18.90	1998	Irina Korzhanenko	RUS	20.25	Vita Pavlysh	UKR	20.00	Corrie de Bruin	NED	18.97	2000	Larisa Peleshenko	RUS	20.15	Nadine Kleinert-Schmitt	GER	19.23	Astrid Kumbernuss	GER	19.12	2002	Vita Pavlysh	UKR	19.76	Assunta Legnante	ITA	18.60	Lieja Koeman	NED	18.53	2005	Nadezhda Ostapchuk	BLR	19.37	Krystyna Zabawska	POL	18.96	Olga Ryabinkina	RUS	18.83	2007	Assunta Legnante	ITA	18.92	Irina Khudorozhkina	RUS	18.50	Olga Ryabinkina	RUS	18.16	2009	Petra Lammert	GER	19.66	Denise Hinrichs	GER	19.63	Anca Heltne	ROU	18.71	2011	Anna Avdeyeva	RUS	18.70	Christina Schwanitz	GER	18.65	Josephine Terlecki	GER	18.09	2013	Christina Schwanitz	GER	19.25	Yevgeniya Kolodko	RUS	19.04	Alena Kopets	BLR	18.85	Pentathlon												1992	Liliana Nastase	ROU	4701	Petra Vaideanu	ROU	4677	Urszula Włodarczyk	POL	4651	1994	Larisa Turchinskaya	RUS	4801	Rita Ináncsi	HUN	4775	Urszula Włodarczyk	POL	4668	1996	Yelena Lebedyenko	RUS	4685	Urszula Włodarczyk	POL	4597	Irina Vostrikova	RUS	4545	1998	Urszula Włodarczyk	POL	4808	Irina Belova	RUS	4631	Karin Specht	GER	4523	2000	Karin Ertl	GER	4671	Irina Vostrikova	RUS	4615	Urszula Włodarczyk	POL	4590	2002	Yelena Prokhorova	RUS	4622	Naide Gomes	POR	4595	Carolina Klüft	SWE	4535	2005	Carolina Klüft	SWE	4948	Kelly Sotherton	GBR	4733	Natalya Dobrynska	UKR	4667	2007	Carolina Klüft	SWE	4944	Kelly Sotherton	GBR	4927	Karin Ruckstuhl	NED	4801	2009	Anna Bogdanova	RUS	4761	Jolanda Keizer	NED	4644	Antoinette Nana Djimou	FRA	4618	2011	Antoinette Nana Djimou	FRA	4723	Austra Skujytė	LTU	4706	Remona Fransen	NED	4665	2013	Antoinette Nana Djimou	FRA	4666	Yana Maksimava	BLR	4658	Hanna Melnychenko	UKR	4608	3000 Metres Walk												<i>Discontinued after 1994</i>												1987	Natalya Dmitrochenko	URS	12:57.59	Giuliana Salce	ITA	12:59.11	Monica Gunnarsson	SWE	13:06.46	1988	Reyes Sobrino	ESP	12:48.99	Dana Vavracová	TCH	12:51.08	Mari Cruz Díaz	ESP	12:55.03	1989	Beate Anders	GDR	12:21.91	Ileana Salvador	ITA	12:32.43	Reyes Sobrino	ESP	12:39.50	1990	Beate Anders	GDR	11:59.36	Ileana Salvador	ITA	12:18.84	Anna-Rita Sidoti	ITA	12:27.94	1992	Alina Ivanova	EUN	11:49.99	Ileana Salvador	ITA	11:53.23	Beate Anders/Gummelt	GER	11:55.41	1994	Anna-Rita Sidoti	ITA	11:54.32	Beate Gummelt	GER	11:56.01	Yelena Arshintseva	RUS	11:57.49	4 x 400m Relay												<i>1972 to 1998 - not held</i>												1971	USSR		3:36.6	FRG		3:39.6	Bulgaria		3:47.8	2000	Russia		3:32.53	Italy		3:35.01	Romania		3:36.28	2002	Belarus		3:32.24	Poland		3:32.45	Italy		3:36.49	2005	Russia		3:28.00	Poland		3:29.37	Great Britain & NI		3:29.81	2007	Belarus		3:27.83	Russia		3:28.16	Great Britain & NI		3:28.69	2009	Russia		3:29.12	Great Britain & NI		3:30.42	Belarus		3:35.03	2011	Russia		3:29.34	Great Britain & NI		3:31.36	France		3:32.16	2013	Great Britain & NI		3:27.56	Russia		3:28.18	Czech Republic		3:28.49																																																																																																																																																						
1982	Verzhinia Veselinova	BUL	20.19	Helena Fibingerová	TCH	19.24	Natalya Lisovskaya	URS	18.50	1983	Helena Fibingerová	TCH	20.61	Helma Knorscheidt	GDR	20.35	Zdeňka Šilhavá	TCH	19.56	1984	Helena Fibingerová	TCH	20.34	Claudia Losch	FRG	20.23	Heidi Krieger	GDR	20.18	1985	Helena Fibingerová	TCH	20.84	Claudia Losch	FRG	20.59	Heike Hartwig	GDR	19.93	1986	Claudia Losch	FRG	20.48	Heidi Krieger	GDR	20.21	Mihaela Loghin	ROU	19.07	1987	Natalya Akhrimenko	URS	20.84	Heidi Krieger	GDR	20.02	Heike Hartwig	GDR	20.00	1988	Claudia Losch	FRG	20.39	Larisa Peleshenko	URS	20.23	Kathrin Neimke	GDR	20.20	1989	Stephanie Storp	FRG	20.30	Heike Hartwig	GDR	20.03	Iris Plotzitzka	FRG	19.79	1990	Claudia Losch	FRG	20.64	Natalya Lisovskaya	URS	20.35	Grit Hammer	GDR	19.35	1992	Natalya Lisovskaya	EUN	20.70	Svetla Mitkova	BUL	20.06	Astrid Kumbernuss	GER	19.37	1994	Astrid Kumbernuss	GER	19.44	Larisa Peleshenko	RUS	19.16	Svetla Mitkova	BUL	19.09	1996	Astrid Kumbernuss	GER	19.79	Irina Khudorozhkina	RUS	19.07	Valentina Fedyushina	UKR	18.90	1998	Irina Korzhanenko	RUS	20.25	Vita Pavlysh	UKR	20.00	Corrie de Bruin	NED	18.97	2000	Larisa Peleshenko	RUS	20.15	Nadine Kleinert-Schmitt	GER	19.23	Astrid Kumbernuss	GER	19.12	2002	Vita Pavlysh	UKR	19.76	Assunta Legnante	ITA	18.60	Lieja Koeman	NED	18.53	2005	Nadezhda Ostapchuk	BLR	19.37	Krystyna Zabawska	POL	18.96	Olga Ryabinkina	RUS	18.83	2007	Assunta Legnante	ITA	18.92	Irina Khudorozhkina	RUS	18.50	Olga Ryabinkina	RUS	18.16	2009	Petra Lammert	GER	19.66	Denise Hinrichs	GER	19.63	Anca Heltne	ROU	18.71	2011	Anna Avdeyeva	RUS	18.70	Christina Schwanitz	GER	18.65	Josephine Terlecki	GER	18.09	2013	Christina Schwanitz	GER	19.25	Yevgeniya Kolodko	RUS	19.04	Alena Kopets	BLR	18.85	Pentathlon												1992	Liliana Nastase	ROU	4701	Petra Vaideanu	ROU	4677	Urszula Włodarczyk	POL	4651	1994	Larisa Turchinskaya	RUS	4801	Rita Ináncsi	HUN	4775	Urszula Włodarczyk	POL	4668	1996	Yelena Lebedyenko	RUS	4685	Urszula Włodarczyk	POL	4597	Irina Vostrikova	RUS	4545	1998	Urszula Włodarczyk	POL	4808	Irina Belova	RUS	4631	Karin Specht	GER	4523	2000	Karin Ertl	GER	4671	Irina Vostrikova	RUS	4615	Urszula Włodarczyk	POL	4590	2002	Yelena Prokhorova	RUS	4622	Naide Gomes	POR	4595	Carolina Klüft	SWE	4535	2005	Carolina Klüft	SWE	4948	Kelly Sotherton	GBR	4733	Natalya Dobrynska	UKR	4667	2007	Carolina Klüft	SWE	4944	Kelly Sotherton	GBR	4927	Karin Ruckstuhl	NED	4801	2009	Anna Bogdanova	RUS	4761	Jolanda Keizer	NED	4644	Antoinette Nana Djimou	FRA	4618	2011	Antoinette Nana Djimou	FRA	4723	Austra Skujytė	LTU	4706	Remona Fransen	NED	4665	2013	Antoinette Nana Djimou	FRA	4666	Yana Maksimava	BLR	4658	Hanna Melnychenko	UKR	4608	3000 Metres Walk												<i>Discontinued after 1994</i>												1987	Natalya Dmitrochenko	URS	12:57.59	Giuliana Salce	ITA	12:59.11	Monica Gunnarsson	SWE	13:06.46	1988	Reyes Sobrino	ESP	12:48.99	Dana Vavracová	TCH	12:51.08	Mari Cruz Díaz	ESP	12:55.03	1989	Beate Anders	GDR	12:21.91	Ileana Salvador	ITA	12:32.43	Reyes Sobrino	ESP	12:39.50	1990	Beate Anders	GDR	11:59.36	Ileana Salvador	ITA	12:18.84	Anna-Rita Sidoti	ITA	12:27.94	1992	Alina Ivanova	EUN	11:49.99	Ileana Salvador	ITA	11:53.23	Beate Anders/Gummelt	GER	11:55.41	1994	Anna-Rita Sidoti	ITA	11:54.32	Beate Gummelt	GER	11:56.01	Yelena Arshintseva	RUS	11:57.49	4 x 400m Relay												<i>1972 to 1998 - not held</i>												1971	USSR		3:36.6	FRG		3:39.6	Bulgaria		3:47.8	2000	Russia		3:32.53	Italy		3:35.01	Romania		3:36.28	2002	Belarus		3:32.24	Poland		3:32.45	Italy		3:36.49	2005	Russia		3:28.00	Poland		3:29.37	Great Britain & NI		3:29.81	2007	Belarus		3:27.83	Russia		3:28.16	Great Britain & NI		3:28.69	2009	Russia		3:29.12	Great Britain & NI		3:30.42	Belarus		3:35.03	2011	Russia		3:29.34	Great Britain & NI		3:31.36	France		3:32.16	2013	Great Britain & NI		3:27.56	Russia		3:28.18	Czech Republic		3:28.49																																																																																																																																																																
1983	Helena Fibingerová	TCH	20.61	Helma Knorscheidt	GDR	20.35	Zdeňka Šilhavá	TCH	19.56	1984	Helena Fibingerová	TCH	20.34	Claudia Losch	FRG	20.23	Heidi Krieger	GDR	20.18	1985	Helena Fibingerová	TCH	20.84	Claudia Losch	FRG	20.59	Heike Hartwig	GDR	19.93	1986	Claudia Losch	FRG	20.48	Heidi Krieger	GDR	20.21	Mihaela Loghin	ROU	19.07	1987	Natalya Akhrimenko	URS	20.84	Heidi Krieger	GDR	20.02	Heike Hartwig	GDR	20.00	1988	Claudia Losch	FRG	20.39	Larisa Peleshenko	URS	20.23	Kathrin Neimke	GDR	20.20	1989	Stephanie Storp	FRG	20.30	Heike Hartwig	GDR	20.03	Iris Plotzitzka	FRG	19.79	1990	Claudia Losch	FRG	20.64	Natalya Lisovskaya	URS	20.35	Grit Hammer	GDR	19.35	1992	Natalya Lisovskaya	EUN	20.70	Svetla Mitkova	BUL	20.06	Astrid Kumbernuss	GER	19.37	1994	Astrid Kumbernuss	GER	19.44	Larisa Peleshenko	RUS	19.16	Svetla Mitkova	BUL	19.09	1996	Astrid Kumbernuss	GER	19.79	Irina Khudorozhkina	RUS	19.07	Valentina Fedyushina	UKR	18.90	1998	Irina Korzhanenko	RUS	20.25	Vita Pavlysh	UKR	20.00	Corrie de Bruin	NED	18.97	2000	Larisa Peleshenko	RUS	20.15	Nadine Kleinert-Schmitt	GER	19.23	Astrid Kumbernuss	GER	19.12	2002	Vita Pavlysh	UKR	19.76	Assunta Legnante	ITA	18.60	Lieja Koeman	NED	18.53	2005	Nadezhda Ostapchuk	BLR	19.37	Krystyna Zabawska	POL	18.96	Olga Ryabinkina	RUS	18.83	2007	Assunta Legnante	ITA	18.92	Irina Khudorozhkina	RUS	18.50	Olga Ryabinkina	RUS	18.16	2009	Petra Lammert	GER	19.66	Denise Hinrichs	GER	19.63	Anca Heltne	ROU	18.71	2011	Anna Avdeyeva	RUS	18.70	Christina Schwanitz	GER	18.65	Josephine Terlecki	GER	18.09	2013	Christina Schwanitz	GER	19.25	Yevgeniya Kolodko	RUS	19.04	Alena Kopets	BLR	18.85	Pentathlon												1992	Liliana Nastase	ROU	4701	Petra Vaideanu	ROU	4677	Urszula Włodarczyk	POL	4651	1994	Larisa Turchinskaya	RUS	4801	Rita Ináncsi	HUN	4775	Urszula Włodarczyk	POL	4668	1996	Yelena Lebedyenko	RUS	4685	Urszula Włodarczyk	POL	4597	Irina Vostrikova	RUS	4545	1998	Urszula Włodarczyk	POL	4808	Irina Belova	RUS	4631	Karin Specht	GER	4523	2000	Karin Ertl	GER	4671	Irina Vostrikova	RUS	4615	Urszula Włodarczyk	POL	4590	2002	Yelena Prokhorova	RUS	4622	Naide Gomes	POR	4595	Carolina Klüft	SWE	4535	2005	Carolina Klüft	SWE	4948	Kelly Sotherton	GBR	4733	Natalya Dobrynska	UKR	4667	2007	Carolina Klüft	SWE	4944	Kelly Sotherton	GBR	4927	Karin Ruckstuhl	NED	4801	2009	Anna Bogdanova	RUS	4761	Jolanda Keizer	NED	4644	Antoinette Nana Djimou	FRA	4618	2011	Antoinette Nana Djimou	FRA	4723	Austra Skujytė	LTU	4706	Remona Fransen	NED	4665	2013	Antoinette Nana Djimou	FRA	4666	Yana Maksimava	BLR	4658	Hanna Melnychenko	UKR	4608	3000 Metres Walk												<i>Discontinued after 1994</i>												1987	Natalya Dmitrochenko	URS	12:57.59	Giuliana Salce	ITA	12:59.11	Monica Gunnarsson	SWE	13:06.46	1988	Reyes Sobrino	ESP	12:48.99	Dana Vavracová	TCH	12:51.08	Mari Cruz Díaz	ESP	12:55.03	1989	Beate Anders	GDR	12:21.91	Ileana Salvador	ITA	12:32.43	Reyes Sobrino	ESP	12:39.50	1990	Beate Anders	GDR	11:59.36	Ileana Salvador	ITA	12:18.84	Anna-Rita Sidoti	ITA	12:27.94	1992	Alina Ivanova	EUN	11:49.99	Ileana Salvador	ITA	11:53.23	Beate Anders/Gummelt	GER	11:55.41	1994	Anna-Rita Sidoti	ITA	11:54.32	Beate Gummelt	GER	11:56.01	Yelena Arshintseva	RUS	11:57.49	4 x 400m Relay												<i>1972 to 1998 - not held</i>												1971	USSR		3:36.6	FRG		3:39.6	Bulgaria		3:47.8	2000	Russia		3:32.53	Italy		3:35.01	Romania		3:36.28	2002	Belarus		3:32.24	Poland		3:32.45	Italy		3:36.49	2005	Russia		3:28.00	Poland		3:29.37	Great Britain & NI		3:29.81	2007	Belarus		3:27.83	Russia		3:28.16	Great Britain & NI		3:28.69	2009	Russia		3:29.12	Great Britain & NI		3:30.42	Belarus		3:35.03	2011	Russia		3:29.34	Great Britain & NI		3:31.36	France		3:32.16	2013	Great Britain & NI		3:27.56	Russia		3:28.18	Czech Republic		3:28.49																																																																																																																																																																										
1984	Helena Fibingerová	TCH	20.34	Claudia Losch	FRG	20.23	Heidi Krieger	GDR	20.18	1985	Helena Fibingerová	TCH	20.84	Claudia Losch	FRG	20.59	Heike Hartwig	GDR	19.93	1986	Claudia Losch	FRG	20.48	Heidi Krieger	GDR	20.21	Mihaela Loghin	ROU	19.07	1987	Natalya Akhrimenko	URS	20.84	Heidi Krieger	GDR	20.02	Heike Hartwig	GDR	20.00	1988	Claudia Losch	FRG	20.39	Larisa Peleshenko	URS	20.23	Kathrin Neimke	GDR	20.20	1989	Stephanie Storp	FRG	20.30	Heike Hartwig	GDR	20.03	Iris Plotzitzka	FRG	19.79	1990	Claudia Losch	FRG	20.64	Natalya Lisovskaya	URS	20.35	Grit Hammer	GDR	19.35	1992	Natalya Lisovskaya	EUN	20.70	Svetla Mitkova	BUL	20.06	Astrid Kumbernuss	GER	19.37	1994	Astrid Kumbernuss	GER	19.44	Larisa Peleshenko	RUS	19.16	Svetla Mitkova	BUL	19.09	1996	Astrid Kumbernuss	GER	19.79	Irina Khudorozhkina	RUS	19.07	Valentina Fedyushina	UKR	18.90	1998	Irina Korzhanenko	RUS	20.25	Vita Pavlysh	UKR	20.00	Corrie de Bruin	NED	18.97	2000	Larisa Peleshenko	RUS	20.15	Nadine Kleinert-Schmitt	GER	19.23	Astrid Kumbernuss	GER	19.12	2002	Vita Pavlysh	UKR	19.76	Assunta Legnante	ITA	18.60	Lieja Koeman	NED	18.53	2005	Nadezhda Ostapchuk	BLR	19.37	Krystyna Zabawska	POL	18.96	Olga Ryabinkina	RUS	18.83	2007	Assunta Legnante	ITA	18.92	Irina Khudorozhkina	RUS	18.50	Olga Ryabinkina	RUS	18.16	2009	Petra Lammert	GER	19.66	Denise Hinrichs	GER	19.63	Anca Heltne	ROU	18.71	2011	Anna Avdeyeva	RUS	18.70	Christina Schwanitz	GER	18.65	Josephine Terlecki	GER	18.09	2013	Christina Schwanitz	GER	19.25	Yevgeniya Kolodko	RUS	19.04	Alena Kopets	BLR	18.85	Pentathlon												1992	Liliana Nastase	ROU	4701	Petra Vaideanu	ROU	4677	Urszula Włodarczyk	POL	4651	1994	Larisa Turchinskaya	RUS	4801	Rita Ináncsi	HUN	4775	Urszula Włodarczyk	POL	4668	1996	Yelena Lebedyenko	RUS	4685	Urszula Włodarczyk	POL	4597	Irina Vostrikova	RUS	4545	1998	Urszula Włodarczyk	POL	4808	Irina Belova	RUS	4631	Karin Specht	GER	4523	2000	Karin Ertl	GER	4671	Irina Vostrikova	RUS	4615	Urszula Włodarczyk	POL	4590	2002	Yelena Prokhorova	RUS	4622	Naide Gomes	POR	4595	Carolina Klüft	SWE	4535	2005	Carolina Klüft	SWE	4948	Kelly Sotherton	GBR	4733	Natalya Dobrynska	UKR	4667	2007	Carolina Klüft	SWE	4944	Kelly Sotherton	GBR	4927	Karin Ruckstuhl	NED	4801	2009	Anna Bogdanova	RUS	4761	Jolanda Keizer	NED	4644	Antoinette Nana Djimou	FRA	4618	2011	Antoinette Nana Djimou	FRA	4723	Austra Skujytė	LTU	4706	Remona Fransen	NED	4665	2013	Antoinette Nana Djimou	FRA	4666	Yana Maksimava	BLR	4658	Hanna Melnychenko	UKR	4608	3000 Metres Walk												<i>Discontinued after 1994</i>												1987	Natalya Dmitrochenko	URS	12:57.59	Giuliana Salce	ITA	12:59.11	Monica Gunnarsson	SWE	13:06.46	1988	Reyes Sobrino	ESP	12:48.99	Dana Vavracová	TCH	12:51.08	Mari Cruz Díaz	ESP	12:55.03	1989	Beate Anders	GDR	12:21.91	Ileana Salvador	ITA	12:32.43	Reyes Sobrino	ESP	12:39.50	1990	Beate Anders	GDR	11:59.36	Ileana Salvador	ITA	12:18.84	Anna-Rita Sidoti	ITA	12:27.94	1992	Alina Ivanova	EUN	11:49.99	Ileana Salvador	ITA	11:53.23	Beate Anders/Gummelt	GER	11:55.41	1994	Anna-Rita Sidoti	ITA	11:54.32	Beate Gummelt	GER	11:56.01	Yelena Arshintseva	RUS	11:57.49	4 x 400m Relay												<i>1972 to 1998 - not held</i>												1971	USSR		3:36.6	FRG		3:39.6	Bulgaria		3:47.8	2000	Russia		3:32.53	Italy		3:35.01	Romania		3:36.28	2002	Belarus		3:32.24	Poland		3:32.45	Italy		3:36.49	2005	Russia		3:28.00	Poland		3:29.37	Great Britain & NI		3:29.81	2007	Belarus		3:27.83	Russia		3:28.16	Great Britain & NI		3:28.69	2009	Russia		3:29.12	Great Britain & NI		3:30.42	Belarus		3:35.03	2011	Russia		3:29.34	Great Britain & NI		3:31.36	France		3:32.16	2013	Great Britain & NI		3:27.56	Russia		3:28.18	Czech Republic		3:28.49																																																																																																																																																																																				
1985	Helena Fibingerová	TCH	20.84	Claudia Losch	FRG	20.59	Heike Hartwig	GDR	19.93	1986	Claudia Losch	FRG	20.48	Heidi Krieger	GDR	20.21	Mihaela Loghin	ROU	19.07	1987	Natalya Akhrimenko	URS	20.84	Heidi Krieger	GDR	20.02	Heike Hartwig	GDR	20.00	1988	Claudia Losch	FRG	20.39	Larisa Peleshenko	URS	20.23	Kathrin Neimke	GDR	20.20	1989	Stephanie Storp	FRG	20.30	Heike Hartwig	GDR	20.03	Iris Plotzitzka	FRG	19.79	1990	Claudia Losch	FRG	20.64	Natalya Lisovskaya	URS	20.35	Grit Hammer	GDR	19.35	1992	Natalya Lisovskaya	EUN	20.70	Svetla Mitkova	BUL	20.06	Astrid Kumbernuss	GER	19.37	1994	Astrid Kumbernuss	GER	19.44	Larisa Peleshenko	RUS	19.16	Svetla Mitkova	BUL	19.09	1996	Astrid Kumbernuss	GER	19.79	Irina Khudorozhkina	RUS	19.07	Valentina Fedyushina	UKR	18.90	1998	Irina Korzhanenko	RUS	20.25	Vita Pavlysh	UKR	20.00	Corrie de Bruin	NED	18.97	2000	Larisa Peleshenko	RUS	20.15	Nadine Kleinert-Schmitt	GER	19.23	Astrid Kumbernuss	GER	19.12	2002	Vita Pavlysh	UKR	19.76	Assunta Legnante	ITA	18.60	Lieja Koeman	NED	18.53	2005	Nadezhda Ostapchuk	BLR	19.37	Krystyna Zabawska	POL	18.96	Olga Ryabinkina	RUS	18.83	2007	Assunta Legnante	ITA	18.92	Irina Khudorozhkina	RUS	18.50	Olga Ryabinkina	RUS	18.16	2009	Petra Lammert	GER	19.66	Denise Hinrichs	GER	19.63	Anca Heltne	ROU	18.71	2011	Anna Avdeyeva	RUS	18.70	Christina Schwanitz	GER	18.65	Josephine Terlecki	GER	18.09	2013	Christina Schwanitz	GER	19.25	Yevgeniya Kolodko	RUS	19.04	Alena Kopets	BLR	18.85	Pentathlon												1992	Liliana Nastase	ROU	4701	Petra Vaideanu	ROU	4677	Urszula Włodarczyk	POL	4651	1994	Larisa Turchinskaya	RUS	4801	Rita Ináncsi	HUN	4775	Urszula Włodarczyk	POL	4668	1996	Yelena Lebedyenko	RUS	4685	Urszula Włodarczyk	POL	4597	Irina Vostrikova	RUS	4545	1998	Urszula Włodarczyk	POL	4808	Irina Belova	RUS	4631	Karin Specht	GER	4523	2000	Karin Ertl	GER	4671	Irina Vostrikova	RUS	4615	Urszula Włodarczyk	POL	4590	2002	Yelena Prokhorova	RUS	4622	Naide Gomes	POR	4595	Carolina Klüft	SWE	4535	2005	Carolina Klüft	SWE	4948	Kelly Sotherton	GBR	4733	Natalya Dobrynska	UKR	4667	2007	Carolina Klüft	SWE	4944	Kelly Sotherton	GBR	4927	Karin Ruckstuhl	NED	4801	2009	Anna Bogdanova	RUS	4761	Jolanda Keizer	NED	4644	Antoinette Nana Djimou	FRA	4618	2011	Antoinette Nana Djimou	FRA	4723	Austra Skujytė	LTU	4706	Remona Fransen	NED	4665	2013	Antoinette Nana Djimou	FRA	4666	Yana Maksimava	BLR	4658	Hanna Melnychenko	UKR	4608	3000 Metres Walk												<i>Discontinued after 1994</i>												1987	Natalya Dmitrochenko	URS	12:57.59	Giuliana Salce	ITA	12:59.11	Monica Gunnarsson	SWE	13:06.46	1988	Reyes Sobrino	ESP	12:48.99	Dana Vavracová	TCH	12:51.08	Mari Cruz Díaz	ESP	12:55.03	1989	Beate Anders	GDR	12:21.91	Ileana Salvador	ITA	12:32.43	Reyes Sobrino	ESP	12:39.50	1990	Beate Anders	GDR	11:59.36	Ileana Salvador	ITA	12:18.84	Anna-Rita Sidoti	ITA	12:27.94	1992	Alina Ivanova	EUN	11:49.99	Ileana Salvador	ITA	11:53.23	Beate Anders/Gummelt	GER	11:55.41	1994	Anna-Rita Sidoti	ITA	11:54.32	Beate Gummelt	GER	11:56.01	Yelena Arshintseva	RUS	11:57.49	4 x 400m Relay												<i>1972 to 1998 - not held</i>												1971	USSR		3:36.6	FRG		3:39.6	Bulgaria		3:47.8	2000	Russia		3:32.53	Italy		3:35.01	Romania		3:36.28	2002	Belarus		3:32.24	Poland		3:32.45	Italy		3:36.49	2005	Russia		3:28.00	Poland		3:29.37	Great Britain & NI		3:29.81	2007	Belarus		3:27.83	Russia		3:28.16	Great Britain & NI		3:28.69	2009	Russia		3:29.12	Great Britain & NI		3:30.42	Belarus		3:35.03	2011	Russia		3:29.34	Great Britain & NI		3:31.36	France		3:32.16	2013	Great Britain & NI		3:27.56	Russia		3:28.18	Czech Republic		3:28.49																																																																																																																																																																																														
1986	Claudia Losch	FRG	20.48	Heidi Krieger	GDR	20.21	Mihaela Loghin	ROU	19.07	1987	Natalya Akhrimenko	URS	20.84	Heidi Krieger	GDR	20.02	Heike Hartwig	GDR	20.00	1988	Claudia Losch	FRG	20.39	Larisa Peleshenko	URS	20.23	Kathrin Neimke	GDR	20.20	1989	Stephanie Storp	FRG	20.30	Heike Hartwig	GDR	20.03	Iris Plotzitzka	FRG	19.79	1990	Claudia Losch	FRG	20.64	Natalya Lisovskaya	URS	20.35	Grit Hammer	GDR	19.35	1992	Natalya Lisovskaya	EUN	20.70	Svetla Mitkova	BUL	20.06	Astrid Kumbernuss	GER	19.37	1994	Astrid Kumbernuss	GER	19.44	Larisa Peleshenko	RUS	19.16	Svetla Mitkova	BUL	19.09	1996	Astrid Kumbernuss	GER	19.79	Irina Khudorozhkina	RUS	19.07	Valentina Fedyushina	UKR	18.90	1998	Irina Korzhanenko	RUS	20.25	Vita Pavlysh	UKR	20.00	Corrie de Bruin	NED	18.97	2000	Larisa Peleshenko	RUS	20.15	Nadine Kleinert-Schmitt	GER	19.23	Astrid Kumbernuss	GER	19.12	2002	Vita Pavlysh	UKR	19.76	Assunta Legnante	ITA	18.60	Lieja Koeman	NED	18.53	2005	Nadezhda Ostapchuk	BLR	19.37	Krystyna Zabawska	POL	18.96	Olga Ryabinkina	RUS	18.83	2007	Assunta Legnante	ITA	18.92	Irina Khudorozhkina	RUS	18.50	Olga Ryabinkina	RUS	18.16	2009	Petra Lammert	GER	19.66	Denise Hinrichs	GER	19.63	Anca Heltne	ROU	18.71	2011	Anna Avdeyeva	RUS	18.70	Christina Schwanitz	GER	18.65	Josephine Terlecki	GER	18.09	2013	Christina Schwanitz	GER	19.25	Yevgeniya Kolodko	RUS	19.04	Alena Kopets	BLR	18.85	Pentathlon												1992	Liliana Nastase	ROU	4701	Petra Vaideanu	ROU	4677	Urszula Włodarczyk	POL	4651	1994	Larisa Turchinskaya	RUS	4801	Rita Ináncsi	HUN	4775	Urszula Włodarczyk	POL	4668	1996	Yelena Lebedyenko	RUS	4685	Urszula Włodarczyk	POL	4597	Irina Vostrikova	RUS	4545	1998	Urszula Włodarczyk	POL	4808	Irina Belova	RUS	4631	Karin Specht	GER	4523	2000	Karin Ertl	GER	4671	Irina Vostrikova	RUS	4615	Urszula Włodarczyk	POL	4590	2002	Yelena Prokhorova	RUS	4622	Naide Gomes	POR	4595	Carolina Klüft	SWE	4535	2005	Carolina Klüft	SWE	4948	Kelly Sotherton	GBR	4733	Natalya Dobrynska	UKR	4667	2007	Carolina Klüft	SWE	4944	Kelly Sotherton	GBR	4927	Karin Ruckstuhl	NED	4801	2009	Anna Bogdanova	RUS	4761	Jolanda Keizer	NED	4644	Antoinette Nana Djimou	FRA	4618	2011	Antoinette Nana Djimou	FRA	4723	Austra Skujytė	LTU	4706	Remona Fransen	NED	4665	2013	Antoinette Nana Djimou	FRA	4666	Yana Maksimava	BLR	4658	Hanna Melnychenko	UKR	4608	3000 Metres Walk												<i>Discontinued after 1994</i>												1987	Natalya Dmitrochenko	URS	12:57.59	Giuliana Salce	ITA	12:59.11	Monica Gunnarsson	SWE	13:06.46	1988	Reyes Sobrino	ESP	12:48.99	Dana Vavracová	TCH	12:51.08	Mari Cruz Díaz	ESP	12:55.03	1989	Beate Anders	GDR	12:21.91	Ileana Salvador	ITA	12:32.43	Reyes Sobrino	ESP	12:39.50	1990	Beate Anders	GDR	11:59.36	Ileana Salvador	ITA	12:18.84	Anna-Rita Sidoti	ITA	12:27.94	1992	Alina Ivanova	EUN	11:49.99	Ileana Salvador	ITA	11:53.23	Beate Anders/Gummelt	GER	11:55.41	1994	Anna-Rita Sidoti	ITA	11:54.32	Beate Gummelt	GER	11:56.01	Yelena Arshintseva	RUS	11:57.49	4 x 400m Relay												<i>1972 to 1998 - not held</i>												1971	USSR		3:36.6	FRG		3:39.6	Bulgaria		3:47.8	2000	Russia		3:32.53	Italy		3:35.01	Romania		3:36.28	2002	Belarus		3:32.24	Poland		3:32.45	Italy		3:36.49	2005	Russia		3:28.00	Poland		3:29.37	Great Britain & NI		3:29.81	2007	Belarus		3:27.83	Russia		3:28.16	Great Britain & NI		3:28.69	2009	Russia		3:29.12	Great Britain & NI		3:30.42	Belarus		3:35.03	2011	Russia		3:29.34	Great Britain & NI		3:31.36	France		3:32.16	2013	Great Britain & NI		3:27.56	Russia		3:28.18	Czech Republic		3:28.49																																																																																																																																																																																																								
1987	Natalya Akhrimenko	URS	20.84	Heidi Krieger	GDR	20.02	Heike Hartwig	GDR	20.00	1988	Claudia Losch	FRG	20.39	Larisa Peleshenko	URS	20.23	Kathrin Neimke	GDR	20.20	1989	Stephanie Storp	FRG	20.30	Heike Hartwig	GDR	20.03	Iris Plotzitzka	FRG	19.79	1990	Claudia Losch	FRG	20.64	Natalya Lisovskaya	URS	20.35	Grit Hammer	GDR	19.35	1992	Natalya Lisovskaya	EUN	20.70	Svetla Mitkova	BUL	20.06	Astrid Kumbernuss	GER	19.37	1994	Astrid Kumbernuss	GER	19.44	Larisa Peleshenko	RUS	19.16	Svetla Mitkova	BUL	19.09	1996	Astrid Kumbernuss	GER	19.79	Irina Khudorozhkina	RUS	19.07	Valentina Fedyushina	UKR	18.90	1998	Irina Korzhanenko	RUS	20.25	Vita Pavlysh	UKR	20.00	Corrie de Bruin	NED	18.97	2000	Larisa Peleshenko	RUS	20.15	Nadine Kleinert-Schmitt	GER	19.23	Astrid Kumbernuss	GER	19.12	2002	Vita Pavlysh	UKR	19.76	Assunta Legnante	ITA	18.60	Lieja Koeman	NED	18.53	2005	Nadezhda Ostapchuk	BLR	19.37	Krystyna Zabawska	POL	18.96	Olga Ryabinkina	RUS	18.83	2007	Assunta Legnante	ITA	18.92	Irina Khudorozhkina	RUS	18.50	Olga Ryabinkina	RUS	18.16	2009	Petra Lammert	GER	19.66	Denise Hinrichs	GER	19.63	Anca Heltne	ROU	18.71	2011	Anna Avdeyeva	RUS	18.70	Christina Schwanitz	GER	18.65	Josephine Terlecki	GER	18.09	2013	Christina Schwanitz	GER	19.25	Yevgeniya Kolodko	RUS	19.04	Alena Kopets	BLR	18.85	Pentathlon												1992	Liliana Nastase	ROU	4701	Petra Vaideanu	ROU	4677	Urszula Włodarczyk	POL	4651	1994	Larisa Turchinskaya	RUS	4801	Rita Ináncsi	HUN	4775	Urszula Włodarczyk	POL	4668	1996	Yelena Lebedyenko	RUS	4685	Urszula Włodarczyk	POL	4597	Irina Vostrikova	RUS	4545	1998	Urszula Włodarczyk	POL	4808	Irina Belova	RUS	4631	Karin Specht	GER	4523	2000	Karin Ertl	GER	4671	Irina Vostrikova	RUS	4615	Urszula Włodarczyk	POL	4590	2002	Yelena Prokhorova	RUS	4622	Naide Gomes	POR	4595	Carolina Klüft	SWE	4535	2005	Carolina Klüft	SWE	4948	Kelly Sotherton	GBR	4733	Natalya Dobrynska	UKR	4667	2007	Carolina Klüft	SWE	4944	Kelly Sotherton	GBR	4927	Karin Ruckstuhl	NED	4801	2009	Anna Bogdanova	RUS	4761	Jolanda Keizer	NED	4644	Antoinette Nana Djimou	FRA	4618	2011	Antoinette Nana Djimou	FRA	4723	Austra Skujytė	LTU	4706	Remona Fransen	NED	4665	2013	Antoinette Nana Djimou	FRA	4666	Yana Maksimava	BLR	4658	Hanna Melnychenko	UKR	4608	3000 Metres Walk												<i>Discontinued after 1994</i>												1987	Natalya Dmitrochenko	URS	12:57.59	Giuliana Salce	ITA	12:59.11	Monica Gunnarsson	SWE	13:06.46	1988	Reyes Sobrino	ESP	12:48.99	Dana Vavracová	TCH	12:51.08	Mari Cruz Díaz	ESP	12:55.03	1989	Beate Anders	GDR	12:21.91	Ileana Salvador	ITA	12:32.43	Reyes Sobrino	ESP	12:39.50	1990	Beate Anders	GDR	11:59.36	Ileana Salvador	ITA	12:18.84	Anna-Rita Sidoti	ITA	12:27.94	1992	Alina Ivanova	EUN	11:49.99	Ileana Salvador	ITA	11:53.23	Beate Anders/Gummelt	GER	11:55.41	1994	Anna-Rita Sidoti	ITA	11:54.32	Beate Gummelt	GER	11:56.01	Yelena Arshintseva	RUS	11:57.49	4 x 400m Relay												<i>1972 to 1998 - not held</i>												1971	USSR		3:36.6	FRG		3:39.6	Bulgaria		3:47.8	2000	Russia		3:32.53	Italy		3:35.01	Romania		3:36.28	2002	Belarus		3:32.24	Poland		3:32.45	Italy		3:36.49	2005	Russia		3:28.00	Poland		3:29.37	Great Britain & NI		3:29.81	2007	Belarus		3:27.83	Russia		3:28.16	Great Britain & NI		3:28.69	2009	Russia		3:29.12	Great Britain & NI		3:30.42	Belarus		3:35.03	2011	Russia		3:29.34	Great Britain & NI		3:31.36	France		3:32.16	2013	Great Britain & NI		3:27.56	Russia		3:28.18	Czech Republic		3:28.49																																																																																																																																																																																																																		
1988	Claudia Losch	FRG	20.39	Larisa Peleshenko	URS	20.23	Kathrin Neimke	GDR	20.20	1989	Stephanie Storp	FRG	20.30	Heike Hartwig	GDR	20.03	Iris Plotzitzka	FRG	19.79	1990	Claudia Losch	FRG	20.64	Natalya Lisovskaya	URS	20.35	Grit Hammer	GDR	19.35	1992	Natalya Lisovskaya	EUN	20.70	Svetla Mitkova	BUL	20.06	Astrid Kumbernuss	GER	19.37	1994	Astrid Kumbernuss	GER	19.44	Larisa Peleshenko	RUS	19.16	Svetla Mitkova	BUL	19.09	1996	Astrid Kumbernuss	GER	19.79	Irina Khudorozhkina	RUS	19.07	Valentina Fedyushina	UKR	18.90	1998	Irina Korzhanenko	RUS	20.25	Vita Pavlysh	UKR	20.00	Corrie de Bruin	NED	18.97	2000	Larisa Peleshenko	RUS	20.15	Nadine Kleinert-Schmitt	GER	19.23	Astrid Kumbernuss	GER	19.12	2002	Vita Pavlysh	UKR	19.76	Assunta Legnante	ITA	18.60	Lieja Koeman	NED	18.53	2005	Nadezhda Ostapchuk	BLR	19.37	Krystyna Zabawska	POL	18.96	Olga Ryabinkina	RUS	18.83	2007	Assunta Legnante	ITA	18.92	Irina Khudorozhkina	RUS	18.50	Olga Ryabinkina	RUS	18.16	2009	Petra Lammert	GER	19.66	Denise Hinrichs	GER	19.63	Anca Heltne	ROU	18.71	2011	Anna Avdeyeva	RUS	18.70	Christina Schwanitz	GER	18.65	Josephine Terlecki	GER	18.09	2013	Christina Schwanitz	GER	19.25	Yevgeniya Kolodko	RUS	19.04	Alena Kopets	BLR	18.85	Pentathlon												1992	Liliana Nastase	ROU	4701	Petra Vaideanu	ROU	4677	Urszula Włodarczyk	POL	4651	1994	Larisa Turchinskaya	RUS	4801	Rita Ináncsi	HUN	4775	Urszula Włodarczyk	POL	4668	1996	Yelena Lebedyenko	RUS	4685	Urszula Włodarczyk	POL	4597	Irina Vostrikova	RUS	4545	1998	Urszula Włodarczyk	POL	4808	Irina Belova	RUS	4631	Karin Specht	GER	4523	2000	Karin Ertl	GER	4671	Irina Vostrikova	RUS	4615	Urszula Włodarczyk	POL	4590	2002	Yelena Prokhorova	RUS	4622	Naide Gomes	POR	4595	Carolina Klüft	SWE	4535	2005	Carolina Klüft	SWE	4948	Kelly Sotherton	GBR	4733	Natalya Dobrynska	UKR	4667	2007	Carolina Klüft	SWE	4944	Kelly Sotherton	GBR	4927	Karin Ruckstuhl	NED	4801	2009	Anna Bogdanova	RUS	4761	Jolanda Keizer	NED	4644	Antoinette Nana Djimou	FRA	4618	2011	Antoinette Nana Djimou	FRA	4723	Austra Skujytė	LTU	4706	Remona Fransen	NED	4665	2013	Antoinette Nana Djimou	FRA	4666	Yana Maksimava	BLR	4658	Hanna Melnychenko	UKR	4608	3000 Metres Walk												<i>Discontinued after 1994</i>												1987	Natalya Dmitrochenko	URS	12:57.59	Giuliana Salce	ITA	12:59.11	Monica Gunnarsson	SWE	13:06.46	1988	Reyes Sobrino	ESP	12:48.99	Dana Vavracová	TCH	12:51.08	Mari Cruz Díaz	ESP	12:55.03	1989	Beate Anders	GDR	12:21.91	Ileana Salvador	ITA	12:32.43	Reyes Sobrino	ESP	12:39.50	1990	Beate Anders	GDR	11:59.36	Ileana Salvador	ITA	12:18.84	Anna-Rita Sidoti	ITA	12:27.94	1992	Alina Ivanova	EUN	11:49.99	Ileana Salvador	ITA	11:53.23	Beate Anders/Gummelt	GER	11:55.41	1994	Anna-Rita Sidoti	ITA	11:54.32	Beate Gummelt	GER	11:56.01	Yelena Arshintseva	RUS	11:57.49	4 x 400m Relay												<i>1972 to 1998 - not held</i>												1971	USSR		3:36.6	FRG		3:39.6	Bulgaria		3:47.8	2000	Russia		3:32.53	Italy		3:35.01	Romania		3:36.28	2002	Belarus		3:32.24	Poland		3:32.45	Italy		3:36.49	2005	Russia		3:28.00	Poland		3:29.37	Great Britain & NI		3:29.81	2007	Belarus		3:27.83	Russia		3:28.16	Great Britain & NI		3:28.69	2009	Russia		3:29.12	Great Britain & NI		3:30.42	Belarus		3:35.03	2011	Russia		3:29.34	Great Britain & NI		3:31.36	France		3:32.16	2013	Great Britain & NI		3:27.56	Russia		3:28.18	Czech Republic		3:28.49																																																																																																																																																																																																																												
1989	Stephanie Storp	FRG	20.30	Heike Hartwig	GDR	20.03	Iris Plotzitzka	FRG	19.79	1990	Claudia Losch	FRG	20.64	Natalya Lisovskaya	URS	20.35	Grit Hammer	GDR	19.35	1992	Natalya Lisovskaya	EUN	20.70	Svetla Mitkova	BUL	20.06	Astrid Kumbernuss	GER	19.37	1994	Astrid Kumbernuss	GER	19.44	Larisa Peleshenko	RUS	19.16	Svetla Mitkova	BUL	19.09	1996	Astrid Kumbernuss	GER	19.79	Irina Khudorozhkina	RUS	19.07	Valentina Fedyushina	UKR	18.90	1998	Irina Korzhanenko	RUS	20.25	Vita Pavlysh	UKR	20.00	Corrie de Bruin	NED	18.97	2000	Larisa Peleshenko	RUS	20.15	Nadine Kleinert-Schmitt	GER	19.23	Astrid Kumbernuss	GER	19.12	2002	Vita Pavlysh	UKR	19.76	Assunta Legnante	ITA	18.60	Lieja Koeman	NED	18.53	2005	Nadezhda Ostapchuk	BLR	19.37	Krystyna Zabawska	POL	18.96	Olga Ryabinkina	RUS	18.83	2007	Assunta Legnante	ITA	18.92	Irina Khudorozhkina	RUS	18.50	Olga Ryabinkina	RUS	18.16	2009	Petra Lammert	GER	19.66	Denise Hinrichs	GER	19.63	Anca Heltne	ROU	18.71	2011	Anna Avdeyeva	RUS	18.70	Christina Schwanitz	GER	18.65	Josephine Terlecki	GER	18.09	2013	Christina Schwanitz	GER	19.25	Yevgeniya Kolodko	RUS	19.04	Alena Kopets	BLR	18.85	Pentathlon												1992	Liliana Nastase	ROU	4701	Petra Vaideanu	ROU	4677	Urszula Włodarczyk	POL	4651	1994	Larisa Turchinskaya	RUS	4801	Rita Ináncsi	HUN	4775	Urszula Włodarczyk	POL	4668	1996	Yelena Lebedyenko	RUS	4685	Urszula Włodarczyk	POL	4597	Irina Vostrikova	RUS	4545	1998	Urszula Włodarczyk	POL	4808	Irina Belova	RUS	4631	Karin Specht	GER	4523	2000	Karin Ertl	GER	4671	Irina Vostrikova	RUS	4615	Urszula Włodarczyk	POL	4590	2002	Yelena Prokhorova	RUS	4622	Naide Gomes	POR	4595	Carolina Klüft	SWE	4535	2005	Carolina Klüft	SWE	4948	Kelly Sotherton	GBR	4733	Natalya Dobrynska	UKR	4667	2007	Carolina Klüft	SWE	4944	Kelly Sotherton	GBR	4927	Karin Ruckstuhl	NED	4801	2009	Anna Bogdanova	RUS	4761	Jolanda Keizer	NED	4644	Antoinette Nana Djimou	FRA	4618	2011	Antoinette Nana Djimou	FRA	4723	Austra Skujytė	LTU	4706	Remona Fransen	NED	4665	2013	Antoinette Nana Djimou	FRA	4666	Yana Maksimava	BLR	4658	Hanna Melnychenko	UKR	4608	3000 Metres Walk												<i>Discontinued after 1994</i>												1987	Natalya Dmitrochenko	URS	12:57.59	Giuliana Salce	ITA	12:59.11	Monica Gunnarsson	SWE	13:06.46	1988	Reyes Sobrino	ESP	12:48.99	Dana Vavracová	TCH	12:51.08	Mari Cruz Díaz	ESP	12:55.03	1989	Beate Anders	GDR	12:21.91	Ileana Salvador	ITA	12:32.43	Reyes Sobrino	ESP	12:39.50	1990	Beate Anders	GDR	11:59.36	Ileana Salvador	ITA	12:18.84	Anna-Rita Sidoti	ITA	12:27.94	1992	Alina Ivanova	EUN	11:49.99	Ileana Salvador	ITA	11:53.23	Beate Anders/Gummelt	GER	11:55.41	1994	Anna-Rita Sidoti	ITA	11:54.32	Beate Gummelt	GER	11:56.01	Yelena Arshintseva	RUS	11:57.49	4 x 400m Relay												<i>1972 to 1998 - not held</i>												1971	USSR		3:36.6	FRG		3:39.6	Bulgaria		3:47.8	2000	Russia		3:32.53	Italy		3:35.01	Romania		3:36.28	2002	Belarus		3:32.24	Poland		3:32.45	Italy		3:36.49	2005	Russia		3:28.00	Poland		3:29.37	Great Britain & NI		3:29.81	2007	Belarus		3:27.83	Russia		3:28.16	Great Britain & NI		3:28.69	2009	Russia		3:29.12	Great Britain & NI		3:30.42	Belarus		3:35.03	2011	Russia		3:29.34	Great Britain & NI		3:31.36	France		3:32.16	2013	Great Britain & NI		3:27.56	Russia		3:28.18	Czech Republic		3:28.49																																																																																																																																																																																																																																						
1990	Claudia Losch	FRG	20.64	Natalya Lisovskaya	URS	20.35	Grit Hammer	GDR	19.35	1992	Natalya Lisovskaya	EUN	20.70	Svetla Mitkova	BUL	20.06	Astrid Kumbernuss	GER	19.37	1994	Astrid Kumbernuss	GER	19.44	Larisa Peleshenko	RUS	19.16	Svetla Mitkova	BUL	19.09	1996	Astrid Kumbernuss	GER	19.79	Irina Khudorozhkina	RUS	19.07	Valentina Fedyushina	UKR	18.90	1998	Irina Korzhanenko	RUS	20.25	Vita Pavlysh	UKR	20.00	Corrie de Bruin	NED	18.97	2000	Larisa Peleshenko	RUS	20.15	Nadine Kleinert-Schmitt	GER	19.23	Astrid Kumbernuss	GER	19.12	2002	Vita Pavlysh	UKR	19.76	Assunta Legnante	ITA	18.60	Lieja Koeman	NED	18.53	2005	Nadezhda Ostapchuk	BLR	19.37	Krystyna Zabawska	POL	18.96	Olga Ryabinkina	RUS	18.83	2007	Assunta Legnante	ITA	18.92	Irina Khudorozhkina	RUS	18.50	Olga Ryabinkina	RUS	18.16	2009	Petra Lammert	GER	19.66	Denise Hinrichs	GER	19.63	Anca Heltne	ROU	18.71	2011	Anna Avdeyeva	RUS	18.70	Christina Schwanitz	GER	18.65	Josephine Terlecki	GER	18.09	2013	Christina Schwanitz	GER	19.25	Yevgeniya Kolodko	RUS	19.04	Alena Kopets	BLR	18.85	Pentathlon												1992	Liliana Nastase	ROU	4701	Petra Vaideanu	ROU	4677	Urszula Włodarczyk	POL	4651	1994	Larisa Turchinskaya	RUS	4801	Rita Ináncsi	HUN	4775	Urszula Włodarczyk	POL	4668	1996	Yelena Lebedyenko	RUS	4685	Urszula Włodarczyk	POL	4597	Irina Vostrikova	RUS	4545	1998	Urszula Włodarczyk	POL	4808	Irina Belova	RUS	4631	Karin Specht	GER	4523	2000	Karin Ertl	GER	4671	Irina Vostrikova	RUS	4615	Urszula Włodarczyk	POL	4590	2002	Yelena Prokhorova	RUS	4622	Naide Gomes	POR	4595	Carolina Klüft	SWE	4535	2005	Carolina Klüft	SWE	4948	Kelly Sotherton	GBR	4733	Natalya Dobrynska	UKR	4667	2007	Carolina Klüft	SWE	4944	Kelly Sotherton	GBR	4927	Karin Ruckstuhl	NED	4801	2009	Anna Bogdanova	RUS	4761	Jolanda Keizer	NED	4644	Antoinette Nana Djimou	FRA	4618	2011	Antoinette Nana Djimou	FRA	4723	Austra Skujytė	LTU	4706	Remona Fransen	NED	4665	2013	Antoinette Nana Djimou	FRA	4666	Yana Maksimava	BLR	4658	Hanna Melnychenko	UKR	4608	3000 Metres Walk												<i>Discontinued after 1994</i>												1987	Natalya Dmitrochenko	URS	12:57.59	Giuliana Salce	ITA	12:59.11	Monica Gunnarsson	SWE	13:06.46	1988	Reyes Sobrino	ESP	12:48.99	Dana Vavracová	TCH	12:51.08	Mari Cruz Díaz	ESP	12:55.03	1989	Beate Anders	GDR	12:21.91	Ileana Salvador	ITA	12:32.43	Reyes Sobrino	ESP	12:39.50	1990	Beate Anders	GDR	11:59.36	Ileana Salvador	ITA	12:18.84	Anna-Rita Sidoti	ITA	12:27.94	1992	Alina Ivanova	EUN	11:49.99	Ileana Salvador	ITA	11:53.23	Beate Anders/Gummelt	GER	11:55.41	1994	Anna-Rita Sidoti	ITA	11:54.32	Beate Gummelt	GER	11:56.01	Yelena Arshintseva	RUS	11:57.49	4 x 400m Relay												<i>1972 to 1998 - not held</i>												1971	USSR		3:36.6	FRG		3:39.6	Bulgaria		3:47.8	2000	Russia		3:32.53	Italy		3:35.01	Romania		3:36.28	2002	Belarus		3:32.24	Poland		3:32.45	Italy		3:36.49	2005	Russia		3:28.00	Poland		3:29.37	Great Britain & NI		3:29.81	2007	Belarus		3:27.83	Russia		3:28.16	Great Britain & NI		3:28.69	2009	Russia		3:29.12	Great Britain & NI		3:30.42	Belarus		3:35.03	2011	Russia		3:29.34	Great Britain & NI		3:31.36	France		3:32.16	2013	Great Britain & NI		3:27.56	Russia		3:28.18	Czech Republic		3:28.49																																																																																																																																																																																																																																																
1992	Natalya Lisovskaya	EUN	20.70	Svetla Mitkova	BUL	20.06	Astrid Kumbernuss	GER	19.37	1994	Astrid Kumbernuss	GER	19.44	Larisa Peleshenko	RUS	19.16	Svetla Mitkova	BUL	19.09	1996	Astrid Kumbernuss	GER	19.79	Irina Khudorozhkina	RUS	19.07	Valentina Fedyushina	UKR	18.90	1998	Irina Korzhanenko	RUS	20.25	Vita Pavlysh	UKR	20.00	Corrie de Bruin	NED	18.97	2000	Larisa Peleshenko	RUS	20.15	Nadine Kleinert-Schmitt	GER	19.23	Astrid Kumbernuss	GER	19.12	2002	Vita Pavlysh	UKR	19.76	Assunta Legnante	ITA	18.60	Lieja Koeman	NED	18.53	2005	Nadezhda Ostapchuk	BLR	19.37	Krystyna Zabawska	POL	18.96	Olga Ryabinkina	RUS	18.83	2007	Assunta Legnante	ITA	18.92	Irina Khudorozhkina	RUS	18.50	Olga Ryabinkina	RUS	18.16	2009	Petra Lammert	GER	19.66	Denise Hinrichs	GER	19.63	Anca Heltne	ROU	18.71	2011	Anna Avdeyeva	RUS	18.70	Christina Schwanitz	GER	18.65	Josephine Terlecki	GER	18.09	2013	Christina Schwanitz	GER	19.25	Yevgeniya Kolodko	RUS	19.04	Alena Kopets	BLR	18.85	Pentathlon												1992	Liliana Nastase	ROU	4701	Petra Vaideanu	ROU	4677	Urszula Włodarczyk	POL	4651	1994	Larisa Turchinskaya	RUS	4801	Rita Ináncsi	HUN	4775	Urszula Włodarczyk	POL	4668	1996	Yelena Lebedyenko	RUS	4685	Urszula Włodarczyk	POL	4597	Irina Vostrikova	RUS	4545	1998	Urszula Włodarczyk	POL	4808	Irina Belova	RUS	4631	Karin Specht	GER	4523	2000	Karin Ertl	GER	4671	Irina Vostrikova	RUS	4615	Urszula Włodarczyk	POL	4590	2002	Yelena Prokhorova	RUS	4622	Naide Gomes	POR	4595	Carolina Klüft	SWE	4535	2005	Carolina Klüft	SWE	4948	Kelly Sotherton	GBR	4733	Natalya Dobrynska	UKR	4667	2007	Carolina Klüft	SWE	4944	Kelly Sotherton	GBR	4927	Karin Ruckstuhl	NED	4801	2009	Anna Bogdanova	RUS	4761	Jolanda Keizer	NED	4644	Antoinette Nana Djimou	FRA	4618	2011	Antoinette Nana Djimou	FRA	4723	Austra Skujytė	LTU	4706	Remona Fransen	NED	4665	2013	Antoinette Nana Djimou	FRA	4666	Yana Maksimava	BLR	4658	Hanna Melnychenko	UKR	4608	3000 Metres Walk												<i>Discontinued after 1994</i>												1987	Natalya Dmitrochenko	URS	12:57.59	Giuliana Salce	ITA	12:59.11	Monica Gunnarsson	SWE	13:06.46	1988	Reyes Sobrino	ESP	12:48.99	Dana Vavracová	TCH	12:51.08	Mari Cruz Díaz	ESP	12:55.03	1989	Beate Anders	GDR	12:21.91	Ileana Salvador	ITA	12:32.43	Reyes Sobrino	ESP	12:39.50	1990	Beate Anders	GDR	11:59.36	Ileana Salvador	ITA	12:18.84	Anna-Rita Sidoti	ITA	12:27.94	1992	Alina Ivanova	EUN	11:49.99	Ileana Salvador	ITA	11:53.23	Beate Anders/Gummelt	GER	11:55.41	1994	Anna-Rita Sidoti	ITA	11:54.32	Beate Gummelt	GER	11:56.01	Yelena Arshintseva	RUS	11:57.49	4 x 400m Relay												<i>1972 to 1998 - not held</i>												1971	USSR		3:36.6	FRG		3:39.6	Bulgaria		3:47.8	2000	Russia		3:32.53	Italy		3:35.01	Romania		3:36.28	2002	Belarus		3:32.24	Poland		3:32.45	Italy		3:36.49	2005	Russia		3:28.00	Poland		3:29.37	Great Britain & NI		3:29.81	2007	Belarus		3:27.83	Russia		3:28.16	Great Britain & NI		3:28.69	2009	Russia		3:29.12	Great Britain & NI		3:30.42	Belarus		3:35.03	2011	Russia		3:29.34	Great Britain & NI		3:31.36	France		3:32.16	2013	Great Britain & NI		3:27.56	Russia		3:28.18	Czech Republic		3:28.49																																																																																																																																																																																																																																																										
1994	Astrid Kumbernuss	GER	19.44	Larisa Peleshenko	RUS	19.16	Svetla Mitkova	BUL	19.09	1996	Astrid Kumbernuss	GER	19.79	Irina Khudorozhkina	RUS	19.07	Valentina Fedyushina	UKR	18.90	1998	Irina Korzhanenko	RUS	20.25	Vita Pavlysh	UKR	20.00	Corrie de Bruin	NED	18.97	2000	Larisa Peleshenko	RUS	20.15	Nadine Kleinert-Schmitt	GER	19.23	Astrid Kumbernuss	GER	19.12	2002	Vita Pavlysh	UKR	19.76	Assunta Legnante	ITA	18.60	Lieja Koeman	NED	18.53	2005	Nadezhda Ostapchuk	BLR	19.37	Krystyna Zabawska	POL	18.96	Olga Ryabinkina	RUS	18.83	2007	Assunta Legnante	ITA	18.92	Irina Khudorozhkina	RUS	18.50	Olga Ryabinkina	RUS	18.16	2009	Petra Lammert	GER	19.66	Denise Hinrichs	GER	19.63	Anca Heltne	ROU	18.71	2011	Anna Avdeyeva	RUS	18.70	Christina Schwanitz	GER	18.65	Josephine Terlecki	GER	18.09	2013	Christina Schwanitz	GER	19.25	Yevgeniya Kolodko	RUS	19.04	Alena Kopets	BLR	18.85	Pentathlon												1992	Liliana Nastase	ROU	4701	Petra Vaideanu	ROU	4677	Urszula Włodarczyk	POL	4651	1994	Larisa Turchinskaya	RUS	4801	Rita Ináncsi	HUN	4775	Urszula Włodarczyk	POL	4668	1996	Yelena Lebedyenko	RUS	4685	Urszula Włodarczyk	POL	4597	Irina Vostrikova	RUS	4545	1998	Urszula Włodarczyk	POL	4808	Irina Belova	RUS	4631	Karin Specht	GER	4523	2000	Karin Ertl	GER	4671	Irina Vostrikova	RUS	4615	Urszula Włodarczyk	POL	4590	2002	Yelena Prokhorova	RUS	4622	Naide Gomes	POR	4595	Carolina Klüft	SWE	4535	2005	Carolina Klüft	SWE	4948	Kelly Sotherton	GBR	4733	Natalya Dobrynska	UKR	4667	2007	Carolina Klüft	SWE	4944	Kelly Sotherton	GBR	4927	Karin Ruckstuhl	NED	4801	2009	Anna Bogdanova	RUS	4761	Jolanda Keizer	NED	4644	Antoinette Nana Djimou	FRA	4618	2011	Antoinette Nana Djimou	FRA	4723	Austra Skujytė	LTU	4706	Remona Fransen	NED	4665	2013	Antoinette Nana Djimou	FRA	4666	Yana Maksimava	BLR	4658	Hanna Melnychenko	UKR	4608	3000 Metres Walk												<i>Discontinued after 1994</i>												1987	Natalya Dmitrochenko	URS	12:57.59	Giuliana Salce	ITA	12:59.11	Monica Gunnarsson	SWE	13:06.46	1988	Reyes Sobrino	ESP	12:48.99	Dana Vavracová	TCH	12:51.08	Mari Cruz Díaz	ESP	12:55.03	1989	Beate Anders	GDR	12:21.91	Ileana Salvador	ITA	12:32.43	Reyes Sobrino	ESP	12:39.50	1990	Beate Anders	GDR	11:59.36	Ileana Salvador	ITA	12:18.84	Anna-Rita Sidoti	ITA	12:27.94	1992	Alina Ivanova	EUN	11:49.99	Ileana Salvador	ITA	11:53.23	Beate Anders/Gummelt	GER	11:55.41	1994	Anna-Rita Sidoti	ITA	11:54.32	Beate Gummelt	GER	11:56.01	Yelena Arshintseva	RUS	11:57.49	4 x 400m Relay												<i>1972 to 1998 - not held</i>												1971	USSR		3:36.6	FRG		3:39.6	Bulgaria		3:47.8	2000	Russia		3:32.53	Italy		3:35.01	Romania		3:36.28	2002	Belarus		3:32.24	Poland		3:32.45	Italy		3:36.49	2005	Russia		3:28.00	Poland		3:29.37	Great Britain & NI		3:29.81	2007	Belarus		3:27.83	Russia		3:28.16	Great Britain & NI		3:28.69	2009	Russia		3:29.12	Great Britain & NI		3:30.42	Belarus		3:35.03	2011	Russia		3:29.34	Great Britain & NI		3:31.36	France		3:32.16	2013	Great Britain & NI		3:27.56	Russia		3:28.18	Czech Republic		3:28.49																																																																																																																																																																																																																																																																				
1996	Astrid Kumbernuss	GER	19.79	Irina Khudorozhkina	RUS	19.07	Valentina Fedyushina	UKR	18.90	1998	Irina Korzhanenko	RUS	20.25	Vita Pavlysh	UKR	20.00	Corrie de Bruin	NED	18.97	2000	Larisa Peleshenko	RUS	20.15	Nadine Kleinert-Schmitt	GER	19.23	Astrid Kumbernuss	GER	19.12	2002	Vita Pavlysh	UKR	19.76	Assunta Legnante	ITA	18.60	Lieja Koeman	NED	18.53	2005	Nadezhda Ostapchuk	BLR	19.37	Krystyna Zabawska	POL	18.96	Olga Ryabinkina	RUS	18.83	2007	Assunta Legnante	ITA	18.92	Irina Khudorozhkina	RUS	18.50	Olga Ryabinkina	RUS	18.16	2009	Petra Lammert	GER	19.66	Denise Hinrichs	GER	19.63	Anca Heltne	ROU	18.71	2011	Anna Avdeyeva	RUS	18.70	Christina Schwanitz	GER	18.65	Josephine Terlecki	GER	18.09	2013	Christina Schwanitz	GER	19.25	Yevgeniya Kolodko	RUS	19.04	Alena Kopets	BLR	18.85	Pentathlon												1992	Liliana Nastase	ROU	4701	Petra Vaideanu	ROU	4677	Urszula Włodarczyk	POL	4651	1994	Larisa Turchinskaya	RUS	4801	Rita Ináncsi	HUN	4775	Urszula Włodarczyk	POL	4668	1996	Yelena Lebedyenko	RUS	4685	Urszula Włodarczyk	POL	4597	Irina Vostrikova	RUS	4545	1998	Urszula Włodarczyk	POL	4808	Irina Belova	RUS	4631	Karin Specht	GER	4523	2000	Karin Ertl	GER	4671	Irina Vostrikova	RUS	4615	Urszula Włodarczyk	POL	4590	2002	Yelena Prokhorova	RUS	4622	Naide Gomes	POR	4595	Carolina Klüft	SWE	4535	2005	Carolina Klüft	SWE	4948	Kelly Sotherton	GBR	4733	Natalya Dobrynska	UKR	4667	2007	Carolina Klüft	SWE	4944	Kelly Sotherton	GBR	4927	Karin Ruckstuhl	NED	4801	2009	Anna Bogdanova	RUS	4761	Jolanda Keizer	NED	4644	Antoinette Nana Djimou	FRA	4618	2011	Antoinette Nana Djimou	FRA	4723	Austra Skujytė	LTU	4706	Remona Fransen	NED	4665	2013	Antoinette Nana Djimou	FRA	4666	Yana Maksimava	BLR	4658	Hanna Melnychenko	UKR	4608	3000 Metres Walk												<i>Discontinued after 1994</i>												1987	Natalya Dmitrochenko	URS	12:57.59	Giuliana Salce	ITA	12:59.11	Monica Gunnarsson	SWE	13:06.46	1988	Reyes Sobrino	ESP	12:48.99	Dana Vavracová	TCH	12:51.08	Mari Cruz Díaz	ESP	12:55.03	1989	Beate Anders	GDR	12:21.91	Ileana Salvador	ITA	12:32.43	Reyes Sobrino	ESP	12:39.50	1990	Beate Anders	GDR	11:59.36	Ileana Salvador	ITA	12:18.84	Anna-Rita Sidoti	ITA	12:27.94	1992	Alina Ivanova	EUN	11:49.99	Ileana Salvador	ITA	11:53.23	Beate Anders/Gummelt	GER	11:55.41	1994	Anna-Rita Sidoti	ITA	11:54.32	Beate Gummelt	GER	11:56.01	Yelena Arshintseva	RUS	11:57.49	4 x 400m Relay												<i>1972 to 1998 - not held</i>												1971	USSR		3:36.6	FRG		3:39.6	Bulgaria		3:47.8	2000	Russia		3:32.53	Italy		3:35.01	Romania		3:36.28	2002	Belarus		3:32.24	Poland		3:32.45	Italy		3:36.49	2005	Russia		3:28.00	Poland		3:29.37	Great Britain & NI		3:29.81	2007	Belarus		3:27.83	Russia		3:28.16	Great Britain & NI		3:28.69	2009	Russia		3:29.12	Great Britain & NI		3:30.42	Belarus		3:35.03	2011	Russia		3:29.34	Great Britain & NI		3:31.36	France		3:32.16	2013	Great Britain & NI		3:27.56	Russia		3:28.18	Czech Republic		3:28.49																																																																																																																																																																																																																																																																														
1998	Irina Korzhanenko	RUS	20.25	Vita Pavlysh	UKR	20.00	Corrie de Bruin	NED	18.97	2000	Larisa Peleshenko	RUS	20.15	Nadine Kleinert-Schmitt	GER	19.23	Astrid Kumbernuss	GER	19.12	2002	Vita Pavlysh	UKR	19.76	Assunta Legnante	ITA	18.60	Lieja Koeman	NED	18.53	2005	Nadezhda Ostapchuk	BLR	19.37	Krystyna Zabawska	POL	18.96	Olga Ryabinkina	RUS	18.83	2007	Assunta Legnante	ITA	18.92	Irina Khudorozhkina	RUS	18.50	Olga Ryabinkina	RUS	18.16	2009	Petra Lammert	GER	19.66	Denise Hinrichs	GER	19.63	Anca Heltne	ROU	18.71	2011	Anna Avdeyeva	RUS	18.70	Christina Schwanitz	GER	18.65	Josephine Terlecki	GER	18.09	2013	Christina Schwanitz	GER	19.25	Yevgeniya Kolodko	RUS	19.04	Alena Kopets	BLR	18.85	Pentathlon												1992	Liliana Nastase	ROU	4701	Petra Vaideanu	ROU	4677	Urszula Włodarczyk	POL	4651	1994	Larisa Turchinskaya	RUS	4801	Rita Ináncsi	HUN	4775	Urszula Włodarczyk	POL	4668	1996	Yelena Lebedyenko	RUS	4685	Urszula Włodarczyk	POL	4597	Irina Vostrikova	RUS	4545	1998	Urszula Włodarczyk	POL	4808	Irina Belova	RUS	4631	Karin Specht	GER	4523	2000	Karin Ertl	GER	4671	Irina Vostrikova	RUS	4615	Urszula Włodarczyk	POL	4590	2002	Yelena Prokhorova	RUS	4622	Naide Gomes	POR	4595	Carolina Klüft	SWE	4535	2005	Carolina Klüft	SWE	4948	Kelly Sotherton	GBR	4733	Natalya Dobrynska	UKR	4667	2007	Carolina Klüft	SWE	4944	Kelly Sotherton	GBR	4927	Karin Ruckstuhl	NED	4801	2009	Anna Bogdanova	RUS	4761	Jolanda Keizer	NED	4644	Antoinette Nana Djimou	FRA	4618	2011	Antoinette Nana Djimou	FRA	4723	Austra Skujytė	LTU	4706	Remona Fransen	NED	4665	2013	Antoinette Nana Djimou	FRA	4666	Yana Maksimava	BLR	4658	Hanna Melnychenko	UKR	4608	3000 Metres Walk												<i>Discontinued after 1994</i>												1987	Natalya Dmitrochenko	URS	12:57.59	Giuliana Salce	ITA	12:59.11	Monica Gunnarsson	SWE	13:06.46	1988	Reyes Sobrino	ESP	12:48.99	Dana Vavracová	TCH	12:51.08	Mari Cruz Díaz	ESP	12:55.03	1989	Beate Anders	GDR	12:21.91	Ileana Salvador	ITA	12:32.43	Reyes Sobrino	ESP	12:39.50	1990	Beate Anders	GDR	11:59.36	Ileana Salvador	ITA	12:18.84	Anna-Rita Sidoti	ITA	12:27.94	1992	Alina Ivanova	EUN	11:49.99	Ileana Salvador	ITA	11:53.23	Beate Anders/Gummelt	GER	11:55.41	1994	Anna-Rita Sidoti	ITA	11:54.32	Beate Gummelt	GER	11:56.01	Yelena Arshintseva	RUS	11:57.49	4 x 400m Relay												<i>1972 to 1998 - not held</i>												1971	USSR		3:36.6	FRG		3:39.6	Bulgaria		3:47.8	2000	Russia		3:32.53	Italy		3:35.01	Romania		3:36.28	2002	Belarus		3:32.24	Poland		3:32.45	Italy		3:36.49	2005	Russia		3:28.00	Poland		3:29.37	Great Britain & NI		3:29.81	2007	Belarus		3:27.83	Russia		3:28.16	Great Britain & NI		3:28.69	2009	Russia		3:29.12	Great Britain & NI		3:30.42	Belarus		3:35.03	2011	Russia		3:29.34	Great Britain & NI		3:31.36	France		3:32.16	2013	Great Britain & NI		3:27.56	Russia		3:28.18	Czech Republic		3:28.49																																																																																																																																																																																																																																																																																								
2000	Larisa Peleshenko	RUS	20.15	Nadine Kleinert-Schmitt	GER	19.23	Astrid Kumbernuss	GER	19.12	2002	Vita Pavlysh	UKR	19.76	Assunta Legnante	ITA	18.60	Lieja Koeman	NED	18.53	2005	Nadezhda Ostapchuk	BLR	19.37	Krystyna Zabawska	POL	18.96	Olga Ryabinkina	RUS	18.83	2007	Assunta Legnante	ITA	18.92	Irina Khudorozhkina	RUS	18.50	Olga Ryabinkina	RUS	18.16	2009	Petra Lammert	GER	19.66	Denise Hinrichs	GER	19.63	Anca Heltne	ROU	18.71	2011	Anna Avdeyeva	RUS	18.70	Christina Schwanitz	GER	18.65	Josephine Terlecki	GER	18.09	2013	Christina Schwanitz	GER	19.25	Yevgeniya Kolodko	RUS	19.04	Alena Kopets	BLR	18.85	Pentathlon												1992	Liliana Nastase	ROU	4701	Petra Vaideanu	ROU	4677	Urszula Włodarczyk	POL	4651	1994	Larisa Turchinskaya	RUS	4801	Rita Ináncsi	HUN	4775	Urszula Włodarczyk	POL	4668	1996	Yelena Lebedyenko	RUS	4685	Urszula Włodarczyk	POL	4597	Irina Vostrikova	RUS	4545	1998	Urszula Włodarczyk	POL	4808	Irina Belova	RUS	4631	Karin Specht	GER	4523	2000	Karin Ertl	GER	4671	Irina Vostrikova	RUS	4615	Urszula Włodarczyk	POL	4590	2002	Yelena Prokhorova	RUS	4622	Naide Gomes	POR	4595	Carolina Klüft	SWE	4535	2005	Carolina Klüft	SWE	4948	Kelly Sotherton	GBR	4733	Natalya Dobrynska	UKR	4667	2007	Carolina Klüft	SWE	4944	Kelly Sotherton	GBR	4927	Karin Ruckstuhl	NED	4801	2009	Anna Bogdanova	RUS	4761	Jolanda Keizer	NED	4644	Antoinette Nana Djimou	FRA	4618	2011	Antoinette Nana Djimou	FRA	4723	Austra Skujytė	LTU	4706	Remona Fransen	NED	4665	2013	Antoinette Nana Djimou	FRA	4666	Yana Maksimava	BLR	4658	Hanna Melnychenko	UKR	4608	3000 Metres Walk												<i>Discontinued after 1994</i>												1987	Natalya Dmitrochenko	URS	12:57.59	Giuliana Salce	ITA	12:59.11	Monica Gunnarsson	SWE	13:06.46	1988	Reyes Sobrino	ESP	12:48.99	Dana Vavracová	TCH	12:51.08	Mari Cruz Díaz	ESP	12:55.03	1989	Beate Anders	GDR	12:21.91	Ileana Salvador	ITA	12:32.43	Reyes Sobrino	ESP	12:39.50	1990	Beate Anders	GDR	11:59.36	Ileana Salvador	ITA	12:18.84	Anna-Rita Sidoti	ITA	12:27.94	1992	Alina Ivanova	EUN	11:49.99	Ileana Salvador	ITA	11:53.23	Beate Anders/Gummelt	GER	11:55.41	1994	Anna-Rita Sidoti	ITA	11:54.32	Beate Gummelt	GER	11:56.01	Yelena Arshintseva	RUS	11:57.49	4 x 400m Relay												<i>1972 to 1998 - not held</i>												1971	USSR		3:36.6	FRG		3:39.6	Bulgaria		3:47.8	2000	Russia		3:32.53	Italy		3:35.01	Romania		3:36.28	2002	Belarus		3:32.24	Poland		3:32.45	Italy		3:36.49	2005	Russia		3:28.00	Poland		3:29.37	Great Britain & NI		3:29.81	2007	Belarus		3:27.83	Russia		3:28.16	Great Britain & NI		3:28.69	2009	Russia		3:29.12	Great Britain & NI		3:30.42	Belarus		3:35.03	2011	Russia		3:29.34	Great Britain & NI		3:31.36	France		3:32.16	2013	Great Britain & NI		3:27.56	Russia		3:28.18	Czech Republic		3:28.49																																																																																																																																																																																																																																																																																																		
2002	Vita Pavlysh	UKR	19.76	Assunta Legnante	ITA	18.60	Lieja Koeman	NED	18.53	2005	Nadezhda Ostapchuk	BLR	19.37	Krystyna Zabawska	POL	18.96	Olga Ryabinkina	RUS	18.83	2007	Assunta Legnante	ITA	18.92	Irina Khudorozhkina	RUS	18.50	Olga Ryabinkina	RUS	18.16	2009	Petra Lammert	GER	19.66	Denise Hinrichs	GER	19.63	Anca Heltne	ROU	18.71	2011	Anna Avdeyeva	RUS	18.70	Christina Schwanitz	GER	18.65	Josephine Terlecki	GER	18.09	2013	Christina Schwanitz	GER	19.25	Yevgeniya Kolodko	RUS	19.04	Alena Kopets	BLR	18.85	Pentathlon												1992	Liliana Nastase	ROU	4701	Petra Vaideanu	ROU	4677	Urszula Włodarczyk	POL	4651	1994	Larisa Turchinskaya	RUS	4801	Rita Ináncsi	HUN	4775	Urszula Włodarczyk	POL	4668	1996	Yelena Lebedyenko	RUS	4685	Urszula Włodarczyk	POL	4597	Irina Vostrikova	RUS	4545	1998	Urszula Włodarczyk	POL	4808	Irina Belova	RUS	4631	Karin Specht	GER	4523	2000	Karin Ertl	GER	4671	Irina Vostrikova	RUS	4615	Urszula Włodarczyk	POL	4590	2002	Yelena Prokhorova	RUS	4622	Naide Gomes	POR	4595	Carolina Klüft	SWE	4535	2005	Carolina Klüft	SWE	4948	Kelly Sotherton	GBR	4733	Natalya Dobrynska	UKR	4667	2007	Carolina Klüft	SWE	4944	Kelly Sotherton	GBR	4927	Karin Ruckstuhl	NED	4801	2009	Anna Bogdanova	RUS	4761	Jolanda Keizer	NED	4644	Antoinette Nana Djimou	FRA	4618	2011	Antoinette Nana Djimou	FRA	4723	Austra Skujytė	LTU	4706	Remona Fransen	NED	4665	2013	Antoinette Nana Djimou	FRA	4666	Yana Maksimava	BLR	4658	Hanna Melnychenko	UKR	4608	3000 Metres Walk												<i>Discontinued after 1994</i>												1987	Natalya Dmitrochenko	URS	12:57.59	Giuliana Salce	ITA	12:59.11	Monica Gunnarsson	SWE	13:06.46	1988	Reyes Sobrino	ESP	12:48.99	Dana Vavracová	TCH	12:51.08	Mari Cruz Díaz	ESP	12:55.03	1989	Beate Anders	GDR	12:21.91	Ileana Salvador	ITA	12:32.43	Reyes Sobrino	ESP	12:39.50	1990	Beate Anders	GDR	11:59.36	Ileana Salvador	ITA	12:18.84	Anna-Rita Sidoti	ITA	12:27.94	1992	Alina Ivanova	EUN	11:49.99	Ileana Salvador	ITA	11:53.23	Beate Anders/Gummelt	GER	11:55.41	1994	Anna-Rita Sidoti	ITA	11:54.32	Beate Gummelt	GER	11:56.01	Yelena Arshintseva	RUS	11:57.49	4 x 400m Relay												<i>1972 to 1998 - not held</i>												1971	USSR		3:36.6	FRG		3:39.6	Bulgaria		3:47.8	2000	Russia		3:32.53	Italy		3:35.01	Romania		3:36.28	2002	Belarus		3:32.24	Poland		3:32.45	Italy		3:36.49	2005	Russia		3:28.00	Poland		3:29.37	Great Britain & NI		3:29.81	2007	Belarus		3:27.83	Russia		3:28.16	Great Britain & NI		3:28.69	2009	Russia		3:29.12	Great Britain & NI		3:30.42	Belarus		3:35.03	2011	Russia		3:29.34	Great Britain & NI		3:31.36	France		3:32.16	2013	Great Britain & NI		3:27.56	Russia		3:28.18	Czech Republic		3:28.49																																																																																																																																																																																																																																																																																																												
2005	Nadezhda Ostapchuk	BLR	19.37	Krystyna Zabawska	POL	18.96	Olga Ryabinkina	RUS	18.83	2007	Assunta Legnante	ITA	18.92	Irina Khudorozhkina	RUS	18.50	Olga Ryabinkina	RUS	18.16	2009	Petra Lammert	GER	19.66	Denise Hinrichs	GER	19.63	Anca Heltne	ROU	18.71	2011	Anna Avdeyeva	RUS	18.70	Christina Schwanitz	GER	18.65	Josephine Terlecki	GER	18.09	2013	Christina Schwanitz	GER	19.25	Yevgeniya Kolodko	RUS	19.04	Alena Kopets	BLR	18.85	Pentathlon												1992	Liliana Nastase	ROU	4701	Petra Vaideanu	ROU	4677	Urszula Włodarczyk	POL	4651	1994	Larisa Turchinskaya	RUS	4801	Rita Ináncsi	HUN	4775	Urszula Włodarczyk	POL	4668	1996	Yelena Lebedyenko	RUS	4685	Urszula Włodarczyk	POL	4597	Irina Vostrikova	RUS	4545	1998	Urszula Włodarczyk	POL	4808	Irina Belova	RUS	4631	Karin Specht	GER	4523	2000	Karin Ertl	GER	4671	Irina Vostrikova	RUS	4615	Urszula Włodarczyk	POL	4590	2002	Yelena Prokhorova	RUS	4622	Naide Gomes	POR	4595	Carolina Klüft	SWE	4535	2005	Carolina Klüft	SWE	4948	Kelly Sotherton	GBR	4733	Natalya Dobrynska	UKR	4667	2007	Carolina Klüft	SWE	4944	Kelly Sotherton	GBR	4927	Karin Ruckstuhl	NED	4801	2009	Anna Bogdanova	RUS	4761	Jolanda Keizer	NED	4644	Antoinette Nana Djimou	FRA	4618	2011	Antoinette Nana Djimou	FRA	4723	Austra Skujytė	LTU	4706	Remona Fransen	NED	4665	2013	Antoinette Nana Djimou	FRA	4666	Yana Maksimava	BLR	4658	Hanna Melnychenko	UKR	4608	3000 Metres Walk												<i>Discontinued after 1994</i>												1987	Natalya Dmitrochenko	URS	12:57.59	Giuliana Salce	ITA	12:59.11	Monica Gunnarsson	SWE	13:06.46	1988	Reyes Sobrino	ESP	12:48.99	Dana Vavracová	TCH	12:51.08	Mari Cruz Díaz	ESP	12:55.03	1989	Beate Anders	GDR	12:21.91	Ileana Salvador	ITA	12:32.43	Reyes Sobrino	ESP	12:39.50	1990	Beate Anders	GDR	11:59.36	Ileana Salvador	ITA	12:18.84	Anna-Rita Sidoti	ITA	12:27.94	1992	Alina Ivanova	EUN	11:49.99	Ileana Salvador	ITA	11:53.23	Beate Anders/Gummelt	GER	11:55.41	1994	Anna-Rita Sidoti	ITA	11:54.32	Beate Gummelt	GER	11:56.01	Yelena Arshintseva	RUS	11:57.49	4 x 400m Relay												<i>1972 to 1998 - not held</i>												1971	USSR		3:36.6	FRG		3:39.6	Bulgaria		3:47.8	2000	Russia		3:32.53	Italy		3:35.01	Romania		3:36.28	2002	Belarus		3:32.24	Poland		3:32.45	Italy		3:36.49	2005	Russia		3:28.00	Poland		3:29.37	Great Britain & NI		3:29.81	2007	Belarus		3:27.83	Russia		3:28.16	Great Britain & NI		3:28.69	2009	Russia		3:29.12	Great Britain & NI		3:30.42	Belarus		3:35.03	2011	Russia		3:29.34	Great Britain & NI		3:31.36	France		3:32.16	2013	Great Britain & NI		3:27.56	Russia		3:28.18	Czech Republic		3:28.49																																																																																																																																																																																																																																																																																																																						
2007	Assunta Legnante	ITA	18.92	Irina Khudorozhkina	RUS	18.50	Olga Ryabinkina	RUS	18.16	2009	Petra Lammert	GER	19.66	Denise Hinrichs	GER	19.63	Anca Heltne	ROU	18.71	2011	Anna Avdeyeva	RUS	18.70	Christina Schwanitz	GER	18.65	Josephine Terlecki	GER	18.09	2013	Christina Schwanitz	GER	19.25	Yevgeniya Kolodko	RUS	19.04	Alena Kopets	BLR	18.85	Pentathlon												1992	Liliana Nastase	ROU	4701	Petra Vaideanu	ROU	4677	Urszula Włodarczyk	POL	4651	1994	Larisa Turchinskaya	RUS	4801	Rita Ináncsi	HUN	4775	Urszula Włodarczyk	POL	4668	1996	Yelena Lebedyenko	RUS	4685	Urszula Włodarczyk	POL	4597	Irina Vostrikova	RUS	4545	1998	Urszula Włodarczyk	POL	4808	Irina Belova	RUS	4631	Karin Specht	GER	4523	2000	Karin Ertl	GER	4671	Irina Vostrikova	RUS	4615	Urszula Włodarczyk	POL	4590	2002	Yelena Prokhorova	RUS	4622	Naide Gomes	POR	4595	Carolina Klüft	SWE	4535	2005	Carolina Klüft	SWE	4948	Kelly Sotherton	GBR	4733	Natalya Dobrynska	UKR	4667	2007	Carolina Klüft	SWE	4944	Kelly Sotherton	GBR	4927	Karin Ruckstuhl	NED	4801	2009	Anna Bogdanova	RUS	4761	Jolanda Keizer	NED	4644	Antoinette Nana Djimou	FRA	4618	2011	Antoinette Nana Djimou	FRA	4723	Austra Skujytė	LTU	4706	Remona Fransen	NED	4665	2013	Antoinette Nana Djimou	FRA	4666	Yana Maksimava	BLR	4658	Hanna Melnychenko	UKR	4608	3000 Metres Walk												<i>Discontinued after 1994</i>												1987	Natalya Dmitrochenko	URS	12:57.59	Giuliana Salce	ITA	12:59.11	Monica Gunnarsson	SWE	13:06.46	1988	Reyes Sobrino	ESP	12:48.99	Dana Vavracová	TCH	12:51.08	Mari Cruz Díaz	ESP	12:55.03	1989	Beate Anders	GDR	12:21.91	Ileana Salvador	ITA	12:32.43	Reyes Sobrino	ESP	12:39.50	1990	Beate Anders	GDR	11:59.36	Ileana Salvador	ITA	12:18.84	Anna-Rita Sidoti	ITA	12:27.94	1992	Alina Ivanova	EUN	11:49.99	Ileana Salvador	ITA	11:53.23	Beate Anders/Gummelt	GER	11:55.41	1994	Anna-Rita Sidoti	ITA	11:54.32	Beate Gummelt	GER	11:56.01	Yelena Arshintseva	RUS	11:57.49	4 x 400m Relay												<i>1972 to 1998 - not held</i>												1971	USSR		3:36.6	FRG		3:39.6	Bulgaria		3:47.8	2000	Russia		3:32.53	Italy		3:35.01	Romania		3:36.28	2002	Belarus		3:32.24	Poland		3:32.45	Italy		3:36.49	2005	Russia		3:28.00	Poland		3:29.37	Great Britain & NI		3:29.81	2007	Belarus		3:27.83	Russia		3:28.16	Great Britain & NI		3:28.69	2009	Russia		3:29.12	Great Britain & NI		3:30.42	Belarus		3:35.03	2011	Russia		3:29.34	Great Britain & NI		3:31.36	France		3:32.16	2013	Great Britain & NI		3:27.56	Russia		3:28.18	Czech Republic		3:28.49																																																																																																																																																																																																																																																																																																																																
2009	Petra Lammert	GER	19.66	Denise Hinrichs	GER	19.63	Anca Heltne	ROU	18.71	2011	Anna Avdeyeva	RUS	18.70	Christina Schwanitz	GER	18.65	Josephine Terlecki	GER	18.09	2013	Christina Schwanitz	GER	19.25	Yevgeniya Kolodko	RUS	19.04	Alena Kopets	BLR	18.85	Pentathlon												1992	Liliana Nastase	ROU	4701	Petra Vaideanu	ROU	4677	Urszula Włodarczyk	POL	4651	1994	Larisa Turchinskaya	RUS	4801	Rita Ináncsi	HUN	4775	Urszula Włodarczyk	POL	4668	1996	Yelena Lebedyenko	RUS	4685	Urszula Włodarczyk	POL	4597	Irina Vostrikova	RUS	4545	1998	Urszula Włodarczyk	POL	4808	Irina Belova	RUS	4631	Karin Specht	GER	4523	2000	Karin Ertl	GER	4671	Irina Vostrikova	RUS	4615	Urszula Włodarczyk	POL	4590	2002	Yelena Prokhorova	RUS	4622	Naide Gomes	POR	4595	Carolina Klüft	SWE	4535	2005	Carolina Klüft	SWE	4948	Kelly Sotherton	GBR	4733	Natalya Dobrynska	UKR	4667	2007	Carolina Klüft	SWE	4944	Kelly Sotherton	GBR	4927	Karin Ruckstuhl	NED	4801	2009	Anna Bogdanova	RUS	4761	Jolanda Keizer	NED	4644	Antoinette Nana Djimou	FRA	4618	2011	Antoinette Nana Djimou	FRA	4723	Austra Skujytė	LTU	4706	Remona Fransen	NED	4665	2013	Antoinette Nana Djimou	FRA	4666	Yana Maksimava	BLR	4658	Hanna Melnychenko	UKR	4608	3000 Metres Walk												<i>Discontinued after 1994</i>												1987	Natalya Dmitrochenko	URS	12:57.59	Giuliana Salce	ITA	12:59.11	Monica Gunnarsson	SWE	13:06.46	1988	Reyes Sobrino	ESP	12:48.99	Dana Vavracová	TCH	12:51.08	Mari Cruz Díaz	ESP	12:55.03	1989	Beate Anders	GDR	12:21.91	Ileana Salvador	ITA	12:32.43	Reyes Sobrino	ESP	12:39.50	1990	Beate Anders	GDR	11:59.36	Ileana Salvador	ITA	12:18.84	Anna-Rita Sidoti	ITA	12:27.94	1992	Alina Ivanova	EUN	11:49.99	Ileana Salvador	ITA	11:53.23	Beate Anders/Gummelt	GER	11:55.41	1994	Anna-Rita Sidoti	ITA	11:54.32	Beate Gummelt	GER	11:56.01	Yelena Arshintseva	RUS	11:57.49	4 x 400m Relay												<i>1972 to 1998 - not held</i>												1971	USSR		3:36.6	FRG		3:39.6	Bulgaria		3:47.8	2000	Russia		3:32.53	Italy		3:35.01	Romania		3:36.28	2002	Belarus		3:32.24	Poland		3:32.45	Italy		3:36.49	2005	Russia		3:28.00	Poland		3:29.37	Great Britain & NI		3:29.81	2007	Belarus		3:27.83	Russia		3:28.16	Great Britain & NI		3:28.69	2009	Russia		3:29.12	Great Britain & NI		3:30.42	Belarus		3:35.03	2011	Russia		3:29.34	Great Britain & NI		3:31.36	France		3:32.16	2013	Great Britain & NI		3:27.56	Russia		3:28.18	Czech Republic		3:28.49																																																																																																																																																																																																																																																																																																																																										
2011	Anna Avdeyeva	RUS	18.70	Christina Schwanitz	GER	18.65	Josephine Terlecki	GER	18.09	2013	Christina Schwanitz	GER	19.25	Yevgeniya Kolodko	RUS	19.04	Alena Kopets	BLR	18.85	Pentathlon												1992	Liliana Nastase	ROU	4701	Petra Vaideanu	ROU	4677	Urszula Włodarczyk	POL	4651	1994	Larisa Turchinskaya	RUS	4801	Rita Ináncsi	HUN	4775	Urszula Włodarczyk	POL	4668	1996	Yelena Lebedyenko	RUS	4685	Urszula Włodarczyk	POL	4597	Irina Vostrikova	RUS	4545	1998	Urszula Włodarczyk	POL	4808	Irina Belova	RUS	4631	Karin Specht	GER	4523	2000	Karin Ertl	GER	4671	Irina Vostrikova	RUS	4615	Urszula Włodarczyk	POL	4590	2002	Yelena Prokhorova	RUS	4622	Naide Gomes	POR	4595	Carolina Klüft	SWE	4535	2005	Carolina Klüft	SWE	4948	Kelly Sotherton	GBR	4733	Natalya Dobrynska	UKR	4667	2007	Carolina Klüft	SWE	4944	Kelly Sotherton	GBR	4927	Karin Ruckstuhl	NED	4801	2009	Anna Bogdanova	RUS	4761	Jolanda Keizer	NED	4644	Antoinette Nana Djimou	FRA	4618	2011	Antoinette Nana Djimou	FRA	4723	Austra Skujytė	LTU	4706	Remona Fransen	NED	4665	2013	Antoinette Nana Djimou	FRA	4666	Yana Maksimava	BLR	4658	Hanna Melnychenko	UKR	4608	3000 Metres Walk												<i>Discontinued after 1994</i>												1987	Natalya Dmitrochenko	URS	12:57.59	Giuliana Salce	ITA	12:59.11	Monica Gunnarsson	SWE	13:06.46	1988	Reyes Sobrino	ESP	12:48.99	Dana Vavracová	TCH	12:51.08	Mari Cruz Díaz	ESP	12:55.03	1989	Beate Anders	GDR	12:21.91	Ileana Salvador	ITA	12:32.43	Reyes Sobrino	ESP	12:39.50	1990	Beate Anders	GDR	11:59.36	Ileana Salvador	ITA	12:18.84	Anna-Rita Sidoti	ITA	12:27.94	1992	Alina Ivanova	EUN	11:49.99	Ileana Salvador	ITA	11:53.23	Beate Anders/Gummelt	GER	11:55.41	1994	Anna-Rita Sidoti	ITA	11:54.32	Beate Gummelt	GER	11:56.01	Yelena Arshintseva	RUS	11:57.49	4 x 400m Relay												<i>1972 to 1998 - not held</i>												1971	USSR		3:36.6	FRG		3:39.6	Bulgaria		3:47.8	2000	Russia		3:32.53	Italy		3:35.01	Romania		3:36.28	2002	Belarus		3:32.24	Poland		3:32.45	Italy		3:36.49	2005	Russia		3:28.00	Poland		3:29.37	Great Britain & NI		3:29.81	2007	Belarus		3:27.83	Russia		3:28.16	Great Britain & NI		3:28.69	2009	Russia		3:29.12	Great Britain & NI		3:30.42	Belarus		3:35.03	2011	Russia		3:29.34	Great Britain & NI		3:31.36	France		3:32.16	2013	Great Britain & NI		3:27.56	Russia		3:28.18	Czech Republic		3:28.49																																																																																																																																																																																																																																																																																																																																																				
2013	Christina Schwanitz	GER	19.25	Yevgeniya Kolodko	RUS	19.04	Alena Kopets	BLR	18.85	Pentathlon												1992	Liliana Nastase	ROU	4701	Petra Vaideanu	ROU	4677	Urszula Włodarczyk	POL	4651	1994	Larisa Turchinskaya	RUS	4801	Rita Ináncsi	HUN	4775	Urszula Włodarczyk	POL	4668	1996	Yelena Lebedyenko	RUS	4685	Urszula Włodarczyk	POL	4597	Irina Vostrikova	RUS	4545	1998	Urszula Włodarczyk	POL	4808	Irina Belova	RUS	4631	Karin Specht	GER	4523	2000	Karin Ertl	GER	4671	Irina Vostrikova	RUS	4615	Urszula Włodarczyk	POL	4590	2002	Yelena Prokhorova	RUS	4622	Naide Gomes	POR	4595	Carolina Klüft	SWE	4535	2005	Carolina Klüft	SWE	4948	Kelly Sotherton	GBR	4733	Natalya Dobrynska	UKR	4667	2007	Carolina Klüft	SWE	4944	Kelly Sotherton	GBR	4927	Karin Ruckstuhl	NED	4801	2009	Anna Bogdanova	RUS	4761	Jolanda Keizer	NED	4644	Antoinette Nana Djimou	FRA	4618	2011	Antoinette Nana Djimou	FRA	4723	Austra Skujytė	LTU	4706	Remona Fransen	NED	4665	2013	Antoinette Nana Djimou	FRA	4666	Yana Maksimava	BLR	4658	Hanna Melnychenko	UKR	4608	3000 Metres Walk												<i>Discontinued after 1994</i>												1987	Natalya Dmitrochenko	URS	12:57.59	Giuliana Salce	ITA	12:59.11	Monica Gunnarsson	SWE	13:06.46	1988	Reyes Sobrino	ESP	12:48.99	Dana Vavracová	TCH	12:51.08	Mari Cruz Díaz	ESP	12:55.03	1989	Beate Anders	GDR	12:21.91	Ileana Salvador	ITA	12:32.43	Reyes Sobrino	ESP	12:39.50	1990	Beate Anders	GDR	11:59.36	Ileana Salvador	ITA	12:18.84	Anna-Rita Sidoti	ITA	12:27.94	1992	Alina Ivanova	EUN	11:49.99	Ileana Salvador	ITA	11:53.23	Beate Anders/Gummelt	GER	11:55.41	1994	Anna-Rita Sidoti	ITA	11:54.32	Beate Gummelt	GER	11:56.01	Yelena Arshintseva	RUS	11:57.49	4 x 400m Relay												<i>1972 to 1998 - not held</i>												1971	USSR		3:36.6	FRG		3:39.6	Bulgaria		3:47.8	2000	Russia		3:32.53	Italy		3:35.01	Romania		3:36.28	2002	Belarus		3:32.24	Poland		3:32.45	Italy		3:36.49	2005	Russia		3:28.00	Poland		3:29.37	Great Britain & NI		3:29.81	2007	Belarus		3:27.83	Russia		3:28.16	Great Britain & NI		3:28.69	2009	Russia		3:29.12	Great Britain & NI		3:30.42	Belarus		3:35.03	2011	Russia		3:29.34	Great Britain & NI		3:31.36	France		3:32.16	2013	Great Britain & NI		3:27.56	Russia		3:28.18	Czech Republic		3:28.49																																																																																																																																																																																																																																																																																																																																																														
Pentathlon																																																																																																																																																																																																																																																																																																																																																																																																																																																																																																																																																																																																																																																																																													
1992	Liliana Nastase	ROU	4701	Petra Vaideanu	ROU	4677	Urszula Włodarczyk	POL	4651	1994	Larisa Turchinskaya	RUS	4801	Rita Ináncsi	HUN	4775	Urszula Włodarczyk	POL	4668	1996	Yelena Lebedyenko	RUS	4685	Urszula Włodarczyk	POL	4597	Irina Vostrikova	RUS	4545	1998	Urszula Włodarczyk	POL	4808	Irina Belova	RUS	4631	Karin Specht	GER	4523	2000	Karin Ertl	GER	4671	Irina Vostrikova	RUS	4615	Urszula Włodarczyk	POL	4590	2002	Yelena Prokhorova	RUS	4622	Naide Gomes	POR	4595	Carolina Klüft	SWE	4535	2005	Carolina Klüft	SWE	4948	Kelly Sotherton	GBR	4733	Natalya Dobrynska	UKR	4667	2007	Carolina Klüft	SWE	4944	Kelly Sotherton	GBR	4927	Karin Ruckstuhl	NED	4801	2009	Anna Bogdanova	RUS	4761	Jolanda Keizer	NED	4644	Antoinette Nana Djimou	FRA	4618	2011	Antoinette Nana Djimou	FRA	4723	Austra Skujytė	LTU	4706	Remona Fransen	NED	4665	2013	Antoinette Nana Djimou	FRA	4666	Yana Maksimava	BLR	4658	Hanna Melnychenko	UKR	4608	3000 Metres Walk												<i>Discontinued after 1994</i>												1987	Natalya Dmitrochenko	URS	12:57.59	Giuliana Salce	ITA	12:59.11	Monica Gunnarsson	SWE	13:06.46	1988	Reyes Sobrino	ESP	12:48.99	Dana Vavracová	TCH	12:51.08	Mari Cruz Díaz	ESP	12:55.03	1989	Beate Anders	GDR	12:21.91	Ileana Salvador	ITA	12:32.43	Reyes Sobrino	ESP	12:39.50	1990	Beate Anders	GDR	11:59.36	Ileana Salvador	ITA	12:18.84	Anna-Rita Sidoti	ITA	12:27.94	1992	Alina Ivanova	EUN	11:49.99	Ileana Salvador	ITA	11:53.23	Beate Anders/Gummelt	GER	11:55.41	1994	Anna-Rita Sidoti	ITA	11:54.32	Beate Gummelt	GER	11:56.01	Yelena Arshintseva	RUS	11:57.49	4 x 400m Relay												<i>1972 to 1998 - not held</i>												1971	USSR		3:36.6	FRG		3:39.6	Bulgaria		3:47.8	2000	Russia		3:32.53	Italy		3:35.01	Romania		3:36.28	2002	Belarus		3:32.24	Poland		3:32.45	Italy		3:36.49	2005	Russia		3:28.00	Poland		3:29.37	Great Britain & NI		3:29.81	2007	Belarus		3:27.83	Russia		3:28.16	Great Britain & NI		3:28.69	2009	Russia		3:29.12	Great Britain & NI		3:30.42	Belarus		3:35.03	2011	Russia		3:29.34	Great Britain & NI		3:31.36	France		3:32.16	2013	Great Britain & NI		3:27.56	Russia		3:28.18	Czech Republic		3:28.49																																																																																																																																																																																																																																																																																																																																																																																				
1994	Larisa Turchinskaya	RUS	4801	Rita Ináncsi	HUN	4775	Urszula Włodarczyk	POL	4668	1996	Yelena Lebedyenko	RUS	4685	Urszula Włodarczyk	POL	4597	Irina Vostrikova	RUS	4545	1998	Urszula Włodarczyk	POL	4808	Irina Belova	RUS	4631	Karin Specht	GER	4523	2000	Karin Ertl	GER	4671	Irina Vostrikova	RUS	4615	Urszula Włodarczyk	POL	4590	2002	Yelena Prokhorova	RUS	4622	Naide Gomes	POR	4595	Carolina Klüft	SWE	4535	2005	Carolina Klüft	SWE	4948	Kelly Sotherton	GBR	4733	Natalya Dobrynska	UKR	4667	2007	Carolina Klüft	SWE	4944	Kelly Sotherton	GBR	4927	Karin Ruckstuhl	NED	4801	2009	Anna Bogdanova	RUS	4761	Jolanda Keizer	NED	4644	Antoinette Nana Djimou	FRA	4618	2011	Antoinette Nana Djimou	FRA	4723	Austra Skujytė	LTU	4706	Remona Fransen	NED	4665	2013	Antoinette Nana Djimou	FRA	4666	Yana Maksimava	BLR	4658	Hanna Melnychenko	UKR	4608	3000 Metres Walk												<i>Discontinued after 1994</i>												1987	Natalya Dmitrochenko	URS	12:57.59	Giuliana Salce	ITA	12:59.11	Monica Gunnarsson	SWE	13:06.46	1988	Reyes Sobrino	ESP	12:48.99	Dana Vavracová	TCH	12:51.08	Mari Cruz Díaz	ESP	12:55.03	1989	Beate Anders	GDR	12:21.91	Ileana Salvador	ITA	12:32.43	Reyes Sobrino	ESP	12:39.50	1990	Beate Anders	GDR	11:59.36	Ileana Salvador	ITA	12:18.84	Anna-Rita Sidoti	ITA	12:27.94	1992	Alina Ivanova	EUN	11:49.99	Ileana Salvador	ITA	11:53.23	Beate Anders/Gummelt	GER	11:55.41	1994	Anna-Rita Sidoti	ITA	11:54.32	Beate Gummelt	GER	11:56.01	Yelena Arshintseva	RUS	11:57.49	4 x 400m Relay												<i>1972 to 1998 - not held</i>												1971	USSR		3:36.6	FRG		3:39.6	Bulgaria		3:47.8	2000	Russia		3:32.53	Italy		3:35.01	Romania		3:36.28	2002	Belarus		3:32.24	Poland		3:32.45	Italy		3:36.49	2005	Russia		3:28.00	Poland		3:29.37	Great Britain & NI		3:29.81	2007	Belarus		3:27.83	Russia		3:28.16	Great Britain & NI		3:28.69	2009	Russia		3:29.12	Great Britain & NI		3:30.42	Belarus		3:35.03	2011	Russia		3:29.34	Great Britain & NI		3:31.36	France		3:32.16	2013	Great Britain & NI		3:27.56	Russia		3:28.18	Czech Republic		3:28.49																																																																																																																																																																																																																																																																																																																																																																																														
1996	Yelena Lebedyenko	RUS	4685	Urszula Włodarczyk	POL	4597	Irina Vostrikova	RUS	4545	1998	Urszula Włodarczyk	POL	4808	Irina Belova	RUS	4631	Karin Specht	GER	4523	2000	Karin Ertl	GER	4671	Irina Vostrikova	RUS	4615	Urszula Włodarczyk	POL	4590	2002	Yelena Prokhorova	RUS	4622	Naide Gomes	POR	4595	Carolina Klüft	SWE	4535	2005	Carolina Klüft	SWE	4948	Kelly Sotherton	GBR	4733	Natalya Dobrynska	UKR	4667	2007	Carolina Klüft	SWE	4944	Kelly Sotherton	GBR	4927	Karin Ruckstuhl	NED	4801	2009	Anna Bogdanova	RUS	4761	Jolanda Keizer	NED	4644	Antoinette Nana Djimou	FRA	4618	2011	Antoinette Nana Djimou	FRA	4723	Austra Skujytė	LTU	4706	Remona Fransen	NED	4665	2013	Antoinette Nana Djimou	FRA	4666	Yana Maksimava	BLR	4658	Hanna Melnychenko	UKR	4608	3000 Metres Walk												<i>Discontinued after 1994</i>												1987	Natalya Dmitrochenko	URS	12:57.59	Giuliana Salce	ITA	12:59.11	Monica Gunnarsson	SWE	13:06.46	1988	Reyes Sobrino	ESP	12:48.99	Dana Vavracová	TCH	12:51.08	Mari Cruz Díaz	ESP	12:55.03	1989	Beate Anders	GDR	12:21.91	Ileana Salvador	ITA	12:32.43	Reyes Sobrino	ESP	12:39.50	1990	Beate Anders	GDR	11:59.36	Ileana Salvador	ITA	12:18.84	Anna-Rita Sidoti	ITA	12:27.94	1992	Alina Ivanova	EUN	11:49.99	Ileana Salvador	ITA	11:53.23	Beate Anders/Gummelt	GER	11:55.41	1994	Anna-Rita Sidoti	ITA	11:54.32	Beate Gummelt	GER	11:56.01	Yelena Arshintseva	RUS	11:57.49	4 x 400m Relay												<i>1972 to 1998 - not held</i>												1971	USSR		3:36.6	FRG		3:39.6	Bulgaria		3:47.8	2000	Russia		3:32.53	Italy		3:35.01	Romania		3:36.28	2002	Belarus		3:32.24	Poland		3:32.45	Italy		3:36.49	2005	Russia		3:28.00	Poland		3:29.37	Great Britain & NI		3:29.81	2007	Belarus		3:27.83	Russia		3:28.16	Great Britain & NI		3:28.69	2009	Russia		3:29.12	Great Britain & NI		3:30.42	Belarus		3:35.03	2011	Russia		3:29.34	Great Britain & NI		3:31.36	France		3:32.16	2013	Great Britain & NI		3:27.56	Russia		3:28.18	Czech Republic		3:28.49																																																																																																																																																																																																																																																																																																																																																																																																								
1998	Urszula Włodarczyk	POL	4808	Irina Belova	RUS	4631	Karin Specht	GER	4523	2000	Karin Ertl	GER	4671	Irina Vostrikova	RUS	4615	Urszula Włodarczyk	POL	4590	2002	Yelena Prokhorova	RUS	4622	Naide Gomes	POR	4595	Carolina Klüft	SWE	4535	2005	Carolina Klüft	SWE	4948	Kelly Sotherton	GBR	4733	Natalya Dobrynska	UKR	4667	2007	Carolina Klüft	SWE	4944	Kelly Sotherton	GBR	4927	Karin Ruckstuhl	NED	4801	2009	Anna Bogdanova	RUS	4761	Jolanda Keizer	NED	4644	Antoinette Nana Djimou	FRA	4618	2011	Antoinette Nana Djimou	FRA	4723	Austra Skujytė	LTU	4706	Remona Fransen	NED	4665	2013	Antoinette Nana Djimou	FRA	4666	Yana Maksimava	BLR	4658	Hanna Melnychenko	UKR	4608	3000 Metres Walk												<i>Discontinued after 1994</i>												1987	Natalya Dmitrochenko	URS	12:57.59	Giuliana Salce	ITA	12:59.11	Monica Gunnarsson	SWE	13:06.46	1988	Reyes Sobrino	ESP	12:48.99	Dana Vavracová	TCH	12:51.08	Mari Cruz Díaz	ESP	12:55.03	1989	Beate Anders	GDR	12:21.91	Ileana Salvador	ITA	12:32.43	Reyes Sobrino	ESP	12:39.50	1990	Beate Anders	GDR	11:59.36	Ileana Salvador	ITA	12:18.84	Anna-Rita Sidoti	ITA	12:27.94	1992	Alina Ivanova	EUN	11:49.99	Ileana Salvador	ITA	11:53.23	Beate Anders/Gummelt	GER	11:55.41	1994	Anna-Rita Sidoti	ITA	11:54.32	Beate Gummelt	GER	11:56.01	Yelena Arshintseva	RUS	11:57.49	4 x 400m Relay												<i>1972 to 1998 - not held</i>												1971	USSR		3:36.6	FRG		3:39.6	Bulgaria		3:47.8	2000	Russia		3:32.53	Italy		3:35.01	Romania		3:36.28	2002	Belarus		3:32.24	Poland		3:32.45	Italy		3:36.49	2005	Russia		3:28.00	Poland		3:29.37	Great Britain & NI		3:29.81	2007	Belarus		3:27.83	Russia		3:28.16	Great Britain & NI		3:28.69	2009	Russia		3:29.12	Great Britain & NI		3:30.42	Belarus		3:35.03	2011	Russia		3:29.34	Great Britain & NI		3:31.36	France		3:32.16	2013	Great Britain & NI		3:27.56	Russia		3:28.18	Czech Republic		3:28.49																																																																																																																																																																																																																																																																																																																																																																																																																		
2000	Karin Ertl	GER	4671	Irina Vostrikova	RUS	4615	Urszula Włodarczyk	POL	4590	2002	Yelena Prokhorova	RUS	4622	Naide Gomes	POR	4595	Carolina Klüft	SWE	4535	2005	Carolina Klüft	SWE	4948	Kelly Sotherton	GBR	4733	Natalya Dobrynska	UKR	4667	2007	Carolina Klüft	SWE	4944	Kelly Sotherton	GBR	4927	Karin Ruckstuhl	NED	4801	2009	Anna Bogdanova	RUS	4761	Jolanda Keizer	NED	4644	Antoinette Nana Djimou	FRA	4618	2011	Antoinette Nana Djimou	FRA	4723	Austra Skujytė	LTU	4706	Remona Fransen	NED	4665	2013	Antoinette Nana Djimou	FRA	4666	Yana Maksimava	BLR	4658	Hanna Melnychenko	UKR	4608	3000 Metres Walk												<i>Discontinued after 1994</i>												1987	Natalya Dmitrochenko	URS	12:57.59	Giuliana Salce	ITA	12:59.11	Monica Gunnarsson	SWE	13:06.46	1988	Reyes Sobrino	ESP	12:48.99	Dana Vavracová	TCH	12:51.08	Mari Cruz Díaz	ESP	12:55.03	1989	Beate Anders	GDR	12:21.91	Ileana Salvador	ITA	12:32.43	Reyes Sobrino	ESP	12:39.50	1990	Beate Anders	GDR	11:59.36	Ileana Salvador	ITA	12:18.84	Anna-Rita Sidoti	ITA	12:27.94	1992	Alina Ivanova	EUN	11:49.99	Ileana Salvador	ITA	11:53.23	Beate Anders/Gummelt	GER	11:55.41	1994	Anna-Rita Sidoti	ITA	11:54.32	Beate Gummelt	GER	11:56.01	Yelena Arshintseva	RUS	11:57.49	4 x 400m Relay												<i>1972 to 1998 - not held</i>												1971	USSR		3:36.6	FRG		3:39.6	Bulgaria		3:47.8	2000	Russia		3:32.53	Italy		3:35.01	Romania		3:36.28	2002	Belarus		3:32.24	Poland		3:32.45	Italy		3:36.49	2005	Russia		3:28.00	Poland		3:29.37	Great Britain & NI		3:29.81	2007	Belarus		3:27.83	Russia		3:28.16	Great Britain & NI		3:28.69	2009	Russia		3:29.12	Great Britain & NI		3:30.42	Belarus		3:35.03	2011	Russia		3:29.34	Great Britain & NI		3:31.36	France		3:32.16	2013	Great Britain & NI		3:27.56	Russia		3:28.18	Czech Republic		3:28.49																																																																																																																																																																																																																																																																																																																																																																																																																												
2002	Yelena Prokhorova	RUS	4622	Naide Gomes	POR	4595	Carolina Klüft	SWE	4535	2005	Carolina Klüft	SWE	4948	Kelly Sotherton	GBR	4733	Natalya Dobrynska	UKR	4667	2007	Carolina Klüft	SWE	4944	Kelly Sotherton	GBR	4927	Karin Ruckstuhl	NED	4801	2009	Anna Bogdanova	RUS	4761	Jolanda Keizer	NED	4644	Antoinette Nana Djimou	FRA	4618	2011	Antoinette Nana Djimou	FRA	4723	Austra Skujytė	LTU	4706	Remona Fransen	NED	4665	2013	Antoinette Nana Djimou	FRA	4666	Yana Maksimava	BLR	4658	Hanna Melnychenko	UKR	4608	3000 Metres Walk												<i>Discontinued after 1994</i>												1987	Natalya Dmitrochenko	URS	12:57.59	Giuliana Salce	ITA	12:59.11	Monica Gunnarsson	SWE	13:06.46	1988	Reyes Sobrino	ESP	12:48.99	Dana Vavracová	TCH	12:51.08	Mari Cruz Díaz	ESP	12:55.03	1989	Beate Anders	GDR	12:21.91	Ileana Salvador	ITA	12:32.43	Reyes Sobrino	ESP	12:39.50	1990	Beate Anders	GDR	11:59.36	Ileana Salvador	ITA	12:18.84	Anna-Rita Sidoti	ITA	12:27.94	1992	Alina Ivanova	EUN	11:49.99	Ileana Salvador	ITA	11:53.23	Beate Anders/Gummelt	GER	11:55.41	1994	Anna-Rita Sidoti	ITA	11:54.32	Beate Gummelt	GER	11:56.01	Yelena Arshintseva	RUS	11:57.49	4 x 400m Relay												<i>1972 to 1998 - not held</i>												1971	USSR		3:36.6	FRG		3:39.6	Bulgaria		3:47.8	2000	Russia		3:32.53	Italy		3:35.01	Romania		3:36.28	2002	Belarus		3:32.24	Poland		3:32.45	Italy		3:36.49	2005	Russia		3:28.00	Poland		3:29.37	Great Britain & NI		3:29.81	2007	Belarus		3:27.83	Russia		3:28.16	Great Britain & NI		3:28.69	2009	Russia		3:29.12	Great Britain & NI		3:30.42	Belarus		3:35.03	2011	Russia		3:29.34	Great Britain & NI		3:31.36	France		3:32.16	2013	Great Britain & NI		3:27.56	Russia		3:28.18	Czech Republic		3:28.49																																																																																																																																																																																																																																																																																																																																																																																																																																						
2005	Carolina Klüft	SWE	4948	Kelly Sotherton	GBR	4733	Natalya Dobrynska	UKR	4667	2007	Carolina Klüft	SWE	4944	Kelly Sotherton	GBR	4927	Karin Ruckstuhl	NED	4801	2009	Anna Bogdanova	RUS	4761	Jolanda Keizer	NED	4644	Antoinette Nana Djimou	FRA	4618	2011	Antoinette Nana Djimou	FRA	4723	Austra Skujytė	LTU	4706	Remona Fransen	NED	4665	2013	Antoinette Nana Djimou	FRA	4666	Yana Maksimava	BLR	4658	Hanna Melnychenko	UKR	4608	3000 Metres Walk												<i>Discontinued after 1994</i>												1987	Natalya Dmitrochenko	URS	12:57.59	Giuliana Salce	ITA	12:59.11	Monica Gunnarsson	SWE	13:06.46	1988	Reyes Sobrino	ESP	12:48.99	Dana Vavracová	TCH	12:51.08	Mari Cruz Díaz	ESP	12:55.03	1989	Beate Anders	GDR	12:21.91	Ileana Salvador	ITA	12:32.43	Reyes Sobrino	ESP	12:39.50	1990	Beate Anders	GDR	11:59.36	Ileana Salvador	ITA	12:18.84	Anna-Rita Sidoti	ITA	12:27.94	1992	Alina Ivanova	EUN	11:49.99	Ileana Salvador	ITA	11:53.23	Beate Anders/Gummelt	GER	11:55.41	1994	Anna-Rita Sidoti	ITA	11:54.32	Beate Gummelt	GER	11:56.01	Yelena Arshintseva	RUS	11:57.49	4 x 400m Relay												<i>1972 to 1998 - not held</i>												1971	USSR		3:36.6	FRG		3:39.6	Bulgaria		3:47.8	2000	Russia		3:32.53	Italy		3:35.01	Romania		3:36.28	2002	Belarus		3:32.24	Poland		3:32.45	Italy		3:36.49	2005	Russia		3:28.00	Poland		3:29.37	Great Britain & NI		3:29.81	2007	Belarus		3:27.83	Russia		3:28.16	Great Britain & NI		3:28.69	2009	Russia		3:29.12	Great Britain & NI		3:30.42	Belarus		3:35.03	2011	Russia		3:29.34	Great Britain & NI		3:31.36	France		3:32.16	2013	Great Britain & NI		3:27.56	Russia		3:28.18	Czech Republic		3:28.49																																																																																																																																																																																																																																																																																																																																																																																																																																																
2007	Carolina Klüft	SWE	4944	Kelly Sotherton	GBR	4927	Karin Ruckstuhl	NED	4801	2009	Anna Bogdanova	RUS	4761	Jolanda Keizer	NED	4644	Antoinette Nana Djimou	FRA	4618	2011	Antoinette Nana Djimou	FRA	4723	Austra Skujytė	LTU	4706	Remona Fransen	NED	4665	2013	Antoinette Nana Djimou	FRA	4666	Yana Maksimava	BLR	4658	Hanna Melnychenko	UKR	4608	3000 Metres Walk												<i>Discontinued after 1994</i>												1987	Natalya Dmitrochenko	URS	12:57.59	Giuliana Salce	ITA	12:59.11	Monica Gunnarsson	SWE	13:06.46	1988	Reyes Sobrino	ESP	12:48.99	Dana Vavracová	TCH	12:51.08	Mari Cruz Díaz	ESP	12:55.03	1989	Beate Anders	GDR	12:21.91	Ileana Salvador	ITA	12:32.43	Reyes Sobrino	ESP	12:39.50	1990	Beate Anders	GDR	11:59.36	Ileana Salvador	ITA	12:18.84	Anna-Rita Sidoti	ITA	12:27.94	1992	Alina Ivanova	EUN	11:49.99	Ileana Salvador	ITA	11:53.23	Beate Anders/Gummelt	GER	11:55.41	1994	Anna-Rita Sidoti	ITA	11:54.32	Beate Gummelt	GER	11:56.01	Yelena Arshintseva	RUS	11:57.49	4 x 400m Relay												<i>1972 to 1998 - not held</i>												1971	USSR		3:36.6	FRG		3:39.6	Bulgaria		3:47.8	2000	Russia		3:32.53	Italy		3:35.01	Romania		3:36.28	2002	Belarus		3:32.24	Poland		3:32.45	Italy		3:36.49	2005	Russia		3:28.00	Poland		3:29.37	Great Britain & NI		3:29.81	2007	Belarus		3:27.83	Russia		3:28.16	Great Britain & NI		3:28.69	2009	Russia		3:29.12	Great Britain & NI		3:30.42	Belarus		3:35.03	2011	Russia		3:29.34	Great Britain & NI		3:31.36	France		3:32.16	2013	Great Britain & NI		3:27.56	Russia		3:28.18	Czech Republic		3:28.49																																																																																																																																																																																																																																																																																																																																																																																																																																																										
2009	Anna Bogdanova	RUS	4761	Jolanda Keizer	NED	4644	Antoinette Nana Djimou	FRA	4618	2011	Antoinette Nana Djimou	FRA	4723	Austra Skujytė	LTU	4706	Remona Fransen	NED	4665	2013	Antoinette Nana Djimou	FRA	4666	Yana Maksimava	BLR	4658	Hanna Melnychenko	UKR	4608	3000 Metres Walk												<i>Discontinued after 1994</i>												1987	Natalya Dmitrochenko	URS	12:57.59	Giuliana Salce	ITA	12:59.11	Monica Gunnarsson	SWE	13:06.46	1988	Reyes Sobrino	ESP	12:48.99	Dana Vavracová	TCH	12:51.08	Mari Cruz Díaz	ESP	12:55.03	1989	Beate Anders	GDR	12:21.91	Ileana Salvador	ITA	12:32.43	Reyes Sobrino	ESP	12:39.50	1990	Beate Anders	GDR	11:59.36	Ileana Salvador	ITA	12:18.84	Anna-Rita Sidoti	ITA	12:27.94	1992	Alina Ivanova	EUN	11:49.99	Ileana Salvador	ITA	11:53.23	Beate Anders/Gummelt	GER	11:55.41	1994	Anna-Rita Sidoti	ITA	11:54.32	Beate Gummelt	GER	11:56.01	Yelena Arshintseva	RUS	11:57.49	4 x 400m Relay												<i>1972 to 1998 - not held</i>												1971	USSR		3:36.6	FRG		3:39.6	Bulgaria		3:47.8	2000	Russia		3:32.53	Italy		3:35.01	Romania		3:36.28	2002	Belarus		3:32.24	Poland		3:32.45	Italy		3:36.49	2005	Russia		3:28.00	Poland		3:29.37	Great Britain & NI		3:29.81	2007	Belarus		3:27.83	Russia		3:28.16	Great Britain & NI		3:28.69	2009	Russia		3:29.12	Great Britain & NI		3:30.42	Belarus		3:35.03	2011	Russia		3:29.34	Great Britain & NI		3:31.36	France		3:32.16	2013	Great Britain & NI		3:27.56	Russia		3:28.18	Czech Republic		3:28.49																																																																																																																																																																																																																																																																																																																																																																																																																																																																				
2011	Antoinette Nana Djimou	FRA	4723	Austra Skujytė	LTU	4706	Remona Fransen	NED	4665	2013	Antoinette Nana Djimou	FRA	4666	Yana Maksimava	BLR	4658	Hanna Melnychenko	UKR	4608	3000 Metres Walk												<i>Discontinued after 1994</i>												1987	Natalya Dmitrochenko	URS	12:57.59	Giuliana Salce	ITA	12:59.11	Monica Gunnarsson	SWE	13:06.46	1988	Reyes Sobrino	ESP	12:48.99	Dana Vavracová	TCH	12:51.08	Mari Cruz Díaz	ESP	12:55.03	1989	Beate Anders	GDR	12:21.91	Ileana Salvador	ITA	12:32.43	Reyes Sobrino	ESP	12:39.50	1990	Beate Anders	GDR	11:59.36	Ileana Salvador	ITA	12:18.84	Anna-Rita Sidoti	ITA	12:27.94	1992	Alina Ivanova	EUN	11:49.99	Ileana Salvador	ITA	11:53.23	Beate Anders/Gummelt	GER	11:55.41	1994	Anna-Rita Sidoti	ITA	11:54.32	Beate Gummelt	GER	11:56.01	Yelena Arshintseva	RUS	11:57.49	4 x 400m Relay												<i>1972 to 1998 - not held</i>												1971	USSR		3:36.6	FRG		3:39.6	Bulgaria		3:47.8	2000	Russia		3:32.53	Italy		3:35.01	Romania		3:36.28	2002	Belarus		3:32.24	Poland		3:32.45	Italy		3:36.49	2005	Russia		3:28.00	Poland		3:29.37	Great Britain & NI		3:29.81	2007	Belarus		3:27.83	Russia		3:28.16	Great Britain & NI		3:28.69	2009	Russia		3:29.12	Great Britain & NI		3:30.42	Belarus		3:35.03	2011	Russia		3:29.34	Great Britain & NI		3:31.36	France		3:32.16	2013	Great Britain & NI		3:27.56	Russia		3:28.18	Czech Republic		3:28.49																																																																																																																																																																																																																																																																																																																																																																																																																																																																														
2013	Antoinette Nana Djimou	FRA	4666	Yana Maksimava	BLR	4658	Hanna Melnychenko	UKR	4608	3000 Metres Walk												<i>Discontinued after 1994</i>												1987	Natalya Dmitrochenko	URS	12:57.59	Giuliana Salce	ITA	12:59.11	Monica Gunnarsson	SWE	13:06.46	1988	Reyes Sobrino	ESP	12:48.99	Dana Vavracová	TCH	12:51.08	Mari Cruz Díaz	ESP	12:55.03	1989	Beate Anders	GDR	12:21.91	Ileana Salvador	ITA	12:32.43	Reyes Sobrino	ESP	12:39.50	1990	Beate Anders	GDR	11:59.36	Ileana Salvador	ITA	12:18.84	Anna-Rita Sidoti	ITA	12:27.94	1992	Alina Ivanova	EUN	11:49.99	Ileana Salvador	ITA	11:53.23	Beate Anders/Gummelt	GER	11:55.41	1994	Anna-Rita Sidoti	ITA	11:54.32	Beate Gummelt	GER	11:56.01	Yelena Arshintseva	RUS	11:57.49	4 x 400m Relay												<i>1972 to 1998 - not held</i>												1971	USSR		3:36.6	FRG		3:39.6	Bulgaria		3:47.8	2000	Russia		3:32.53	Italy		3:35.01	Romania		3:36.28	2002	Belarus		3:32.24	Poland		3:32.45	Italy		3:36.49	2005	Russia		3:28.00	Poland		3:29.37	Great Britain & NI		3:29.81	2007	Belarus		3:27.83	Russia		3:28.16	Great Britain & NI		3:28.69	2009	Russia		3:29.12	Great Britain & NI		3:30.42	Belarus		3:35.03	2011	Russia		3:29.34	Great Britain & NI		3:31.36	France		3:32.16	2013	Great Britain & NI		3:27.56	Russia		3:28.18	Czech Republic		3:28.49																																																																																																																																																																																																																																																																																																																																																																																																																																																																																								
3000 Metres Walk																																																																																																																																																																																																																																																																																																																																																																																																																																																																																																																																																																																																																																																																																													
<i>Discontinued after 1994</i>																																																																																																																																																																																																																																																																																																																																																																																																																																																																																																																																																																																																																																																																																													
1987	Natalya Dmitrochenko	URS	12:57.59	Giuliana Salce	ITA	12:59.11	Monica Gunnarsson	SWE	13:06.46	1988	Reyes Sobrino	ESP	12:48.99	Dana Vavracová	TCH	12:51.08	Mari Cruz Díaz	ESP	12:55.03	1989	Beate Anders	GDR	12:21.91	Ileana Salvador	ITA	12:32.43	Reyes Sobrino	ESP	12:39.50	1990	Beate Anders	GDR	11:59.36	Ileana Salvador	ITA	12:18.84	Anna-Rita Sidoti	ITA	12:27.94	1992	Alina Ivanova	EUN	11:49.99	Ileana Salvador	ITA	11:53.23	Beate Anders/Gummelt	GER	11:55.41	1994	Anna-Rita Sidoti	ITA	11:54.32	Beate Gummelt	GER	11:56.01	Yelena Arshintseva	RUS	11:57.49	4 x 400m Relay												<i>1972 to 1998 - not held</i>												1971	USSR		3:36.6	FRG		3:39.6	Bulgaria		3:47.8	2000	Russia		3:32.53	Italy		3:35.01	Romania		3:36.28	2002	Belarus		3:32.24	Poland		3:32.45	Italy		3:36.49	2005	Russia		3:28.00	Poland		3:29.37	Great Britain & NI		3:29.81	2007	Belarus		3:27.83	Russia		3:28.16	Great Britain & NI		3:28.69	2009	Russia		3:29.12	Great Britain & NI		3:30.42	Belarus		3:35.03	2011	Russia		3:29.34	Great Britain & NI		3:31.36	France		3:32.16	2013	Great Britain & NI		3:27.56	Russia		3:28.18	Czech Republic		3:28.49																																																																																																																																																																																																																																																																																																																																																																																																																																																																																																																										
1988	Reyes Sobrino	ESP	12:48.99	Dana Vavracová	TCH	12:51.08	Mari Cruz Díaz	ESP	12:55.03	1989	Beate Anders	GDR	12:21.91	Ileana Salvador	ITA	12:32.43	Reyes Sobrino	ESP	12:39.50	1990	Beate Anders	GDR	11:59.36	Ileana Salvador	ITA	12:18.84	Anna-Rita Sidoti	ITA	12:27.94	1992	Alina Ivanova	EUN	11:49.99	Ileana Salvador	ITA	11:53.23	Beate Anders/Gummelt	GER	11:55.41	1994	Anna-Rita Sidoti	ITA	11:54.32	Beate Gummelt	GER	11:56.01	Yelena Arshintseva	RUS	11:57.49	4 x 400m Relay												<i>1972 to 1998 - not held</i>												1971	USSR		3:36.6	FRG		3:39.6	Bulgaria		3:47.8	2000	Russia		3:32.53	Italy		3:35.01	Romania		3:36.28	2002	Belarus		3:32.24	Poland		3:32.45	Italy		3:36.49	2005	Russia		3:28.00	Poland		3:29.37	Great Britain & NI		3:29.81	2007	Belarus		3:27.83	Russia		3:28.16	Great Britain & NI		3:28.69	2009	Russia		3:29.12	Great Britain & NI		3:30.42	Belarus		3:35.03	2011	Russia		3:29.34	Great Britain & NI		3:31.36	France		3:32.16	2013	Great Britain & NI		3:27.56	Russia		3:28.18	Czech Republic		3:28.49																																																																																																																																																																																																																																																																																																																																																																																																																																																																																																																																				
1989	Beate Anders	GDR	12:21.91	Ileana Salvador	ITA	12:32.43	Reyes Sobrino	ESP	12:39.50	1990	Beate Anders	GDR	11:59.36	Ileana Salvador	ITA	12:18.84	Anna-Rita Sidoti	ITA	12:27.94	1992	Alina Ivanova	EUN	11:49.99	Ileana Salvador	ITA	11:53.23	Beate Anders/Gummelt	GER	11:55.41	1994	Anna-Rita Sidoti	ITA	11:54.32	Beate Gummelt	GER	11:56.01	Yelena Arshintseva	RUS	11:57.49	4 x 400m Relay												<i>1972 to 1998 - not held</i>												1971	USSR		3:36.6	FRG		3:39.6	Bulgaria		3:47.8	2000	Russia		3:32.53	Italy		3:35.01	Romania		3:36.28	2002	Belarus		3:32.24	Poland		3:32.45	Italy		3:36.49	2005	Russia		3:28.00	Poland		3:29.37	Great Britain & NI		3:29.81	2007	Belarus		3:27.83	Russia		3:28.16	Great Britain & NI		3:28.69	2009	Russia		3:29.12	Great Britain & NI		3:30.42	Belarus		3:35.03	2011	Russia		3:29.34	Great Britain & NI		3:31.36	France		3:32.16	2013	Great Britain & NI		3:27.56	Russia		3:28.18	Czech Republic		3:28.49																																																																																																																																																																																																																																																																																																																																																																																																																																																																																																																																														
1990	Beate Anders	GDR	11:59.36	Ileana Salvador	ITA	12:18.84	Anna-Rita Sidoti	ITA	12:27.94	1992	Alina Ivanova	EUN	11:49.99	Ileana Salvador	ITA	11:53.23	Beate Anders/Gummelt	GER	11:55.41	1994	Anna-Rita Sidoti	ITA	11:54.32	Beate Gummelt	GER	11:56.01	Yelena Arshintseva	RUS	11:57.49	4 x 400m Relay												<i>1972 to 1998 - not held</i>												1971	USSR		3:36.6	FRG		3:39.6	Bulgaria		3:47.8	2000	Russia		3:32.53	Italy		3:35.01	Romania		3:36.28	2002	Belarus		3:32.24	Poland		3:32.45	Italy		3:36.49	2005	Russia		3:28.00	Poland		3:29.37	Great Britain & NI		3:29.81	2007	Belarus		3:27.83	Russia		3:28.16	Great Britain & NI		3:28.69	2009	Russia		3:29.12	Great Britain & NI		3:30.42	Belarus		3:35.03	2011	Russia		3:29.34	Great Britain & NI		3:31.36	France		3:32.16	2013	Great Britain & NI		3:27.56	Russia		3:28.18	Czech Republic		3:28.49																																																																																																																																																																																																																																																																																																																																																																																																																																																																																																																																																								
1992	Alina Ivanova	EUN	11:49.99	Ileana Salvador	ITA	11:53.23	Beate Anders/Gummelt	GER	11:55.41	1994	Anna-Rita Sidoti	ITA	11:54.32	Beate Gummelt	GER	11:56.01	Yelena Arshintseva	RUS	11:57.49	4 x 400m Relay												<i>1972 to 1998 - not held</i>												1971	USSR		3:36.6	FRG		3:39.6	Bulgaria		3:47.8	2000	Russia		3:32.53	Italy		3:35.01	Romania		3:36.28	2002	Belarus		3:32.24	Poland		3:32.45	Italy		3:36.49	2005	Russia		3:28.00	Poland		3:29.37	Great Britain & NI		3:29.81	2007	Belarus		3:27.83	Russia		3:28.16	Great Britain & NI		3:28.69	2009	Russia		3:29.12	Great Britain & NI		3:30.42	Belarus		3:35.03	2011	Russia		3:29.34	Great Britain & NI		3:31.36	France		3:32.16	2013	Great Britain & NI		3:27.56	Russia		3:28.18	Czech Republic		3:28.49																																																																																																																																																																																																																																																																																																																																																																																																																																																																																																																																																																		
1994	Anna-Rita Sidoti	ITA	11:54.32	Beate Gummelt	GER	11:56.01	Yelena Arshintseva	RUS	11:57.49	4 x 400m Relay												<i>1972 to 1998 - not held</i>												1971	USSR		3:36.6	FRG		3:39.6	Bulgaria		3:47.8	2000	Russia		3:32.53	Italy		3:35.01	Romania		3:36.28	2002	Belarus		3:32.24	Poland		3:32.45	Italy		3:36.49	2005	Russia		3:28.00	Poland		3:29.37	Great Britain & NI		3:29.81	2007	Belarus		3:27.83	Russia		3:28.16	Great Britain & NI		3:28.69	2009	Russia		3:29.12	Great Britain & NI		3:30.42	Belarus		3:35.03	2011	Russia		3:29.34	Great Britain & NI		3:31.36	France		3:32.16	2013	Great Britain & NI		3:27.56	Russia		3:28.18	Czech Republic		3:28.49																																																																																																																																																																																																																																																																																																																																																																																																																																																																																																																																																																												
4 x 400m Relay																																																																																																																																																																																																																																																																																																																																																																																																																																																																																																																																																																																																																																																																																													
<i>1972 to 1998 - not held</i>																																																																																																																																																																																																																																																																																																																																																																																																																																																																																																																																																																																																																																																																																													
1971	USSR		3:36.6	FRG		3:39.6	Bulgaria		3:47.8	2000	Russia		3:32.53	Italy		3:35.01	Romania		3:36.28	2002	Belarus		3:32.24	Poland		3:32.45	Italy		3:36.49	2005	Russia		3:28.00	Poland		3:29.37	Great Britain & NI		3:29.81	2007	Belarus		3:27.83	Russia		3:28.16	Great Britain & NI		3:28.69	2009	Russia		3:29.12	Great Britain & NI		3:30.42	Belarus		3:35.03	2011	Russia		3:29.34	Great Britain & NI		3:31.36	France		3:32.16	2013	Great Britain & NI		3:27.56	Russia		3:28.18	Czech Republic		3:28.49																																																																																																																																																																																																																																																																																																																																																																																																																																																																																																																																																																																																														
2000	Russia		3:32.53	Italy		3:35.01	Romania		3:36.28	2002	Belarus		3:32.24	Poland		3:32.45	Italy		3:36.49	2005	Russia		3:28.00	Poland		3:29.37	Great Britain & NI		3:29.81	2007	Belarus		3:27.83	Russia		3:28.16	Great Britain & NI		3:28.69	2009	Russia		3:29.12	Great Britain & NI		3:30.42	Belarus		3:35.03	2011	Russia		3:29.34	Great Britain & NI		3:31.36	France		3:32.16	2013	Great Britain & NI		3:27.56	Russia		3:28.18	Czech Republic		3:28.49																																																																																																																																																																																																																																																																																																																																																																																																																																																																																																																																																																																																																								
2002	Belarus		3:32.24	Poland		3:32.45	Italy		3:36.49	2005	Russia		3:28.00	Poland		3:29.37	Great Britain & NI		3:29.81	2007	Belarus		3:27.83	Russia		3:28.16	Great Britain & NI		3:28.69	2009	Russia		3:29.12	Great Britain & NI		3:30.42	Belarus		3:35.03	2011	Russia		3:29.34	Great Britain & NI		3:31.36	France		3:32.16	2013	Great Britain & NI		3:27.56	Russia		3:28.18	Czech Republic		3:28.49																																																																																																																																																																																																																																																																																																																																																																																																																																																																																																																																																																																																																																		
2005	Russia		3:28.00	Poland		3:29.37	Great Britain & NI		3:29.81	2007	Belarus		3:27.83	Russia		3:28.16	Great Britain & NI		3:28.69	2009	Russia		3:29.12	Great Britain & NI		3:30.42	Belarus		3:35.03	2011	Russia		3:29.34	Great Britain & NI		3:31.36	France		3:32.16	2013	Great Britain & NI		3:27.56	Russia		3:28.18	Czech Republic		3:28.49																																																																																																																																																																																																																																																																																																																																																																																																																																																																																																																																																																																																																																												
2007	Belarus		3:27.83	Russia		3:28.16	Great Britain & NI		3:28.69	2009	Russia		3:29.12	Great Britain & NI		3:30.42	Belarus		3:35.03	2011	Russia		3:29.34	Great Britain & NI		3:31.36	France		3:32.16	2013	Great Britain & NI		3:27.56	Russia		3:28.18	Czech Republic		3:28.49																																																																																																																																																																																																																																																																																																																																																																																																																																																																																																																																																																																																																																																						
2009	Russia		3:29.12	Great Britain & NI		3:30.42	Belarus		3:35.03	2011	Russia		3:29.34	Great Britain & NI		3:31.36	France		3:32.16	2013	Great Britain & NI		3:27.56	Russia		3:28.18	Czech Republic		3:28.49																																																																																																																																																																																																																																																																																																																																																																																																																																																																																																																																																																																																																																																																
2011	Russia		3:29.34	Great Britain & NI		3:31.36	France		3:32.16	2013	Great Britain & NI		3:27.56	Russia		3:28.18	Czech Republic		3:28.49																																																																																																																																																																																																																																																																																																																																																																																																																																																																																																																																																																																																																																																																										
2013	Great Britain & NI		3:27.56	Russia		3:28.18	Czech Republic		3:28.49																																																																																																																																																																																																																																																																																																																																																																																																																																																																																																																																																																																																																																																																																				

GOLD		SILVER		BRONZE			
Other Relays							
<i>1966 to 1975 only</i>							
1966	4x160m	FRG	1:18.4	Yugoslavia	1:21.7	Czechoslovakia	1:22.3
1967	4x150m	USSR	1:12.4	Czechoslovakia	1:14.0	GDR	1:14.1
	Medley	USSR	3:35.6	Yugoslavia	3:37.5		
1968	4x182m	FRG	1:28.8				
	Medley	USSR	4:28.4	Czechoslovakia	4:39.0		
1969	4x195m	France	1:34.3	USSR	1:34.6	Yugoslavia	1:36.9
	Medley	USSR	4:52.4	Poland	4:53.2	Yugoslavia	5:05.9
1970	4x200m	USSR	1:35.7	FRG	1:37.6	Austria	1:40.8
	Medley	France	4:58.4	FRG	5:01.1	USSR	5:02.2
1971	4x200m	USSR	1:37.1	FRG	1:38.0	Bulgaria	1:39.7
1972	4x180m	FRG	1:24.1	France	1:27.6	Austria	1:29.5
	4x360m	FRG	3:10.4	USSR	3:11.2	France	3:11.3
1973	4x180m	FRG	1:21.15	Austria	1:23.33		
	4x360m	FRG	3:10.85	France	3:11.20	Poland	3:11.65
1974	4x392m	Sweden	3:38.15	Bulgaria	3:39.21		
1975	4x320m	USSR	2:46.1	FRG	2:47.3	Poland	2:49.6

ASIAN INDOOR GAMES

PAST VENUES

	Date	Venue	
1.	13-15 Nov 05	Pattaya	Pattaya indoor Stadium, Chon Buri
2.	30 Oct-1 Nov 07	Macao	Macao East Asian Games Dome
3.	31 Oct-2 Nov 09	Hanoi	My Dinh National Stadium
4.	2011	Doha	(Aspire Dome) Cancelled

PAST MEDALLISTS

MEN

60 Metres

2005	Tang Yik Chun	HKG	6.80	Wanchara Sondee	THA	6.83	Juma Mubarak Al-Jabri	OMA	6.87
2007	Samuel Francis	QAT	6.54	Yahya Saeed Al-Kahes	KSA	6.56	Wachara Sondee	THA	6.65
2009	Su Bingtian	CHN	6.65	Yasser Al-Nassiri	KSA	6.66	Wachara Sondee	THA	6.68

400 Metres

2005	Mohammad Akefian	IRI	47.83	Yevgeniy Meleshenko	KAZ	47.84	Jukkatip Phocharoen	THA	48.57
2007	Wang Liangyu	CHN	46.08	Prasanna S.Amarasekara	SRI	47.09	Jukkatip Phocharoen	THA	47.40
2009	Ismail Al-Sabyani	KSA	47.31	Youssef Al-Masrahi	KSA	47.49	Sergey Zaykov	KAZ	47.63

800 Metres

2005	Ghamanda Ram	IND	1:50.69	Salam Amer Al-Badri	QAT	1:52.27	Mohammad Alazemi	KUW	1:52.40
2007	Mohammad Alazemi	KUW	1:49.62	Ehsan Mohajershojaei	IRI	1:50.22	Ramesan Rajeev	IND	1:50.87
2009	Sajjad Moradi	IRI	1:48.48	Mohammad Alazemi	KUW	1:48.93	Adnan Taees Akkar	IRQ	1:49.59

1500 Metres

2005	Kamal Ali Thamer	QAT	3:50.28	Ali Abubaker Kamal	QAT	3:50.31	Boonyu Kaveerattanakajon	THA	3:57.40
2007	Chatholi Hamza	IND	3:50.22	Omar Awadh Al-Rashidi	KUW	3:50.58	Abubaker Ali Kamal	QAT	3:50.78
2009	Kamal Ali Thamer	QAT	3:42.36	Alemu Bekele Gebre	BRN	3:43.66	Abubaker Ali Kamal	QAT	3:44.07

3000 Metres

2005	Kamal Ali Thamer	QAT	8:05.03	Boonthung Srisung	THA	8:10.39	Ali Abubaker Kamal	QAT	8:13.24
2007	Charles Bett Koech	QAT	8:04.69	Surendra Kumar Singh	IND	8:04.99	Sunil Kumar Singh	IND	8:10.07
2009	James Kwalia	QAT	8:00.40	Alemu Bekele	BRN	8:01.50	Essa Ismail Rashed	QAT	8:05.87

60 Metres Hurdles

2005	Narongdech Janjai	THA	7.93	Abdul Rasheed	PAK	7.95	Suphan Wongsriphuck	THA	8.03
2007	Wu Youjia	CHN	7.82	Narongdech Janjai	THA	7.99	Muhammad Sajjad Ahmad	PAK	8.02
2009	Ji Wei	CHN	7.69	Mohammed Aissa Al-Thawadi	QAT	7.81	Sami Ahmed Al-Haider	KSA	7.81

High Jump

2005	Sergey Zasimovich	KAZ	2.17	Hu Tong	CHN	2.15	Torlaph Sudjinta	THA	2.15
2007	Rashid Ahmed Al-Mannai	QAT	2.24	Sergey Zasimovich	KAZ	2.21	Kim Young-Min	KOR	2.21
2009	Vitaliy Tsykunov	KAZ	2.22	Majed Ghazal El Dein	SYR	2.22	Zhao Kuansong	CHN	2.20

Pole Vault

2005	Artyom Pilipenko	KAZ	5.30	Chen Zhong	CHN	5.10	Mohsen Rabbani	IRI	5.00
2007	Liu Feiliang	CHN	5.30	Ali Makki Al-Sabagha	KUW	5.10	Pendar Shoghian	IRI	4.90
2009	Leonid Andreyev	UZB	5.60	Yang Yansheng	CHN	5.40	Kreetha Sintawacheewa	THA	5.10

GOLD				SILVER				BRONZE			
Long Jump											
2005	Roman Valiyev	KAZ	7.84	Saleh Al-Haddad	KUW	7.52	Li Runrun	CHN	7.50		
2007	Hussein Al-Saba	KSA	7.93	Keeratikorn Janmanee	THA	7.59	Konstantin Safronov	KAZ	7.51		
2009	Ahmad Fayaz Marzouk	KSA	7.96	Zhuang Haitao	CHN	7.91	Theerayut Philakong	THA	7.71		
Triple Jump											
2005	Roman Valiyev	KAZ	16.51	Lin Munjie	CHN	16.21	Theerayut Philakong	THA	15.91		
2007	Roman Valiyev	KAZ	16.57	Wu Bo	CHN	16.45	Yevgeniy Yektov	KAZ	16.34		
2009	Roman Valiyev	KAZ	16.60	Yevgeniy Yektov	KAZ	16.44	Theerayut Philakong	THA	16.05		
Shot Put											
2005	Navpreet Singh	IND	18.80	Mehdi Shahrokhi	IRI	18.33	Tian Yingchun	CHN	17.57		
2007	Sultan Abdulmajeed Al-Hebshi	KSA	18.99	Gholoum Hassan	KUW	18.88	Mehdi Shahrokhi	IRI	18.48		
2009	Amin Nikfar	IRI	19.66	Chang Ming-Huang	TPE	19.55	Sultan Abdulmajeed Al-Hebshi	KSA	19.39		
Heptathlon											
2005	Pavel Dubitskiy	KAZ	5716	Hadi Sepehrzad	IRI	5501	Boonkete Chaloung	THA	5358		
2007	Pulimootil Joseph Vinod	IND	5561	Pavel Dubitskiy	KAZ	5432	Boonkete Chaloung	THA	5046		
2009	Mohammed Al-Qaree	KSA	5791	Dmitriy Karpov	KAZ	5691	Vu Van Huyen	VIE	5622		
4 x 400 Metres Relay											
2005	Thailand		3:14.11	Iran		3:18.81	Qatar		3:21.40		
2007	Saudi Arabia		3:11.29	Sri Lanka		3:11.29	Iran		3:13.18		
2009	Saudi Arabia		3:10.31	Thailand		3:11:07	United Arab Emirates		3:11.40		
WOMEN											
60 Metres											
2005	Nongnuch Sanrat	THA	7.46	Sangwan Jaksunin	THA	7.49	Zhu Juanhong	CHN	7.80		
2007	Nongnuch Sanrat	THA	7.28	Sangwan Jaksunin	THA	7.49	Nataliya Ivoninskaya	KAZ	7.59		
2009	Vu Thi Huong	VIE	7.24	Guzel Khubbieva	UZB	7.39	Nongnuch Sanrat	THA	7.42		
400 Metres											
2005	Tatyana Roslanova	KAZ	52.69	Mounira Al-Saleh	SYR	54.17	Anna Gavryushenko	KAZ	54.99		
2007	Tang Xiaoyin	CHN	53.56	Tatyana Azarova	KAZ	53.68	Olga Tereshkova	KAZ	53.89		
2009	Chen Jingwen	CHN	53.58	Kolestane Mahmoud Ieso	IRQ	53.75	Marina Maslenko	KAZ	54.34		
800 Metres											
2005	Soundarajan Shanthi	IND	2:06.07	Huang Jing	CHN	2:07.32	Viktoriya Yalovtseva	KAZ	2:09.05		
2007	Liu Qing	CHN	2:06.13	Sinimol Paulose	IND	2:06.32	Antony Vijila	IND	2:06.75		
2009	Margarita Matsko	KAZ	2:03.06	Truong Thanh Hang	VIE	2:03.65	Viktoriya Yalovtseva	KAZ	2:03.74		
1500 Metres											
2005	O. P. Jaisha	IND	4:15.75	Svetlana Lukasheva	KAZ	4:16.96	Sinimol Paulose	IND	4:18.08		
2007	Sinimol Paulose	IND	4:22.56	Svetlana Lukasheva	KAZ	4:24.92	Li Zhenzhu	CHN	4:25.96		
2009	Liu Qing	CHN	4:19.04	Mimi Belete	BRN	4:19.79	Truong Thanh Hang	VIE	4:23.04		
3000 Metres											
2005	O. P. Jaisha	IND	9:38.43	Kim Sung-Eun	KOR	9:40.22	Lin Suk An	PRK	9:51.72		
2007	Chen Xiaofang	CHN	9:23.11	Preeja Sreedharan	IND	9:27.62	Bui Thi Hien	VIE	9:36.38		
2009	Tejitu Daba	BRN	9:32.65	Bui Thi Hien	VIE	9:37.19	Gladys Kibiwot	BRN	9:42.64		
60 Metres Hurdles											
2005	Ji Fangqian	CHN	8.37	Natalya Ivoninskaya	KAZ	8.41	Trecia Roberts	THA	8.56		
2007	Nataliya Ivoninskaya	KAZ	8.33	Zhang Rong	CHN	8.35	Anastasiya Vinogradova	KAZ	8.48		
2009	Wallapa Punsoongneun	THA	8.28	Natalya Ivoninskaya	KAZ	8.38	Anastasiya Soprunova	KAZ	8.39		
High Jump											
2005	Noengruthai Chaipetch	THA	1.88	Anna Ustinova	KAZ	1.84	Gu Biwei	CHN	1.84		
2007	Noengruthai Chaipetch	THA	1.91	Yekaterina Yevseyeva	KAZ	1.88	Anna Ustinova	KAZ	1.88		
2009	Nadiya Dusanova	UZB	1.93	Noengruthai Chaipetch	THA	1.93	Wanida Boonwan	THA	1.91		
Pole Vault											
2005	Yang Jing	CHN	4.31	Sunisa Kaw-iad	THA	3.40	Pasuta Wongwieng	THA	3.40		
2007	Desy Margawati	INA	3.75	Sunisa Khaw-lad	THA	3.60	Pasuta Wongwieng	THA	3.40		
2009	Li Ling	CHN	4.45	Le Thi Phuong	VIE	4.00	Desy Margawati	INA	4.00		
Long Jump											
2005	Guan Yingnan	CHN	6.54	Olesya Belyayeva	KAZ	6.18	Wacharee Ritthiwat	THA	5.96		
2007	Chen Yaling	CHN	6.45	Thitima Muangjan	THA	6.04	Sirada Seechaichana	THA	5.82		
2009	Olga Rypakova	KAZ	6.58	Yuliya Tarasova	UZB	6.45	Maliakhal A. Prajusha	IND	6.27		

GOLD		SILVER		BRONZE				
Triple Jump								
2005	Olesya Belyayeva	KAZ	13.60	Wacharee Ritthiwat	THA 13.11	Thitima Muangjan	THA	12.95
2007	Irina Litvinenko	KAZ	13.56	Thitima Muangjan	THA 13.42	Kang Hye-Sun	PRK	12.90
2009	Olga Rypakova	KAZ	14.40	Irina Litvinenko	KAZ 13.87	Thitima Muangjan	THA	13.78
Shot Put								
2005	Li Ling	CHN	18.20	Zhang Guirong	SIN 17.99	Juthaporn Krasaeyan	THA	15.52
2007	Li Fengfeng	CHN	16.33	Juthaporn Krasaeyan	THA 15.69	Tin Ka Yin	HKG	11.71
2009	Leyla Rajabi	IRI	17.07	Juthaporn Krasaeyan	THA 16.12	Lin Chia-Ying	TPE	16.08
Pentathlon								
2005	Olga Rypakova	KAZ	4245	Watcharaporn Masim	THA 4182			
2007	Irina Naumenko	KAZ	4179	Liu Haili	CHN 4063	Masim Watcharaporn	THA	3614
2009	Wassanee Winatho	THA	4062	Liu Haili	CHN 3908	Nguyen Thi Thu Cuc	VIE	3765
4 x 400 Metres Relay								
2005	India		3:46.48	Thailand		Macao		4:08.47
2007	Kakazhstan		3:37.59	Thailand		India		3:41.09
2009	Kakazhstan		3:39.21	India		Thailand		3:41.37

ASIAN INDOOR CHAMPIONSHIPS

PAST VENUES

	Date	Venue	
1.	6-8 Feb 04	Tehran	Aftab Enghelab Sport Complex
2.	10-12 Feb 06	Pattaya	Pattaya Indoor Stadium, Chon Buri
3.	14-16 Feb 08	Doha	Aspire Dome
4.	24-26 Feb 10	Tehran	Aftab Enghelab Complex
5.	18/19 Feb 12	Hangzhou	Zhejiang College of Sports
6.	15/16 Feb 14	Hangzhou	Zhejiang College of Sports

PAST MEDALLISTS

MEN									
60 Metres									
2004	Abdolghafar Saghar	IRI	6.76	To Wai Lok	HKG	6.78	Shen Yunbao	CHN	6.79
2006	Gong Wei	CHN	6.64	Wachara Sondee	THA	6.65	Vyacheslav Muravyev	KAZ	6.67
2008	Samuel Francis	QAT	6.62	Leung Chun Wai	HKG	6.79	Vyacheslav Muravyev	KAZ	6.79
2010	Samuel Francis	QAT	6.58	Reza Ghasemi	IRI	6.67	Barakat Al-Harhi	OMA	6.68
2012	Reza Ghasemi	IRI	6.68	Lai Chun Ho	HKG	6.78	Gary Yeo Foo Ee	SIN	6.87
200 Metres (2004 only)									
2004	Tomoyuki Arai	JPN	21.56	Liu Haitao	CHN	21.63	Adel Mohamed Farhan	BRN	21.87
400 Metres									
2004	Mohammed Akefian	IRI	48.71	Edward Mangasar	IRI	48.76	Esmail Kabutaran	IRI	49.32
2006	Mohamed Salim Al-Rawahi	OMA	47.90	Jukkathip Phocharoen	THA	48.62	Yevgeniy Meleshenko	KAZ	48.65
2008	Liu Xiaosheng	CHN	47.82	Sergey Zaykov	KAZ	48.12	Ali Obaid Shirook	UAE	48.24
2010	Bibin Mathew	IND	47.81	Reza Bouazar	IRI	48.14	Shahabeldnik Tahmasebi	IRI	48.15
2012	Reza Bouazar	IRI	48.09	Chang Pengben	CHN	48.47	Amin Ghelichi	IRI	48.64
800 Metres									
2004	Rashid Ramzi	BRN	1:48.03	Sadjad Moradi	IRI	1:48.48	Youssef Saad Kamel	BRN	1:48.89
2006	Salem Amer Al-Badri	QAT	1:50.93	Adam Abdou Adam	QAT	1:51.29	Ghamanda Ram	IND	1:51.45
2008	Youssef Saad Kamel	BRN	1:48.03	Ehsan Mohajershojaei	IRI	1:48.68	Masato Yokota	JPN	1:49.30
2010	Mohammad Al-Azemi	KUW	1:53.22	Abdulrahman Musaeb Bala	QAT	1:54.25	Masato Yokota	JPN	1:54.71
2012	Mohammad Al-Azemi	KUW	1:47.37	Adnan Taees Akkar	IRQ	1:49.42	Yang Xiaofei	CHN	1:50.32
1500 Metres									
2004	Rachid Ramzi	BRN	3:55.73	Sajjad Moradi	IRI	3:56.00	Ehsan Mohajershojaei	IRI	3:56.06
2006	Dahame Najem Bashir	QAT	3:44.04	Bakheet Saleh	BRN	3:46.29	Pritam Kumar Bind	IND	3:47.23
2008	Kamal Ali Thamer	QAT	3:40.86	Chatholi Hamza	IND	3:41.18	Ali Abubaker Kamal	QAT	3:42.50
2010	Ali Abubaker Kamal	QAT	3:51.78	Mohamed Al-Garni	QAT	3:53.12	Rouhollah Mohammadi	IRI	3:55.64
2012	Mohamed Othman Shahween	KSA	3:57.84	Mohamed Al-Garni	QAT	3:58.04	Omar Awadh Al-Rashidi	KUW	3:59.83
3000 Metres									
2004	Salem Johar Mucheru	BRN	8:11.90	Wu Wen-Chien	TPE	8:24.39	Omid Mehrabi	IRI	8:33.00
2006	Saif Saeed Shaheen	QAT	7:39.77	Tareq Mubarak Taher	BRN	7:49.84	Adam Ismail Khamis	BRN	7:50.10

GOLD		SILVER		BRONZE				
2008	Sultan Khamis Zaman	QAT	7:49.31	Surendra Kumar Singh	IND 7:49.47	James Kwalia	QAT	7:50.76
2010	James Kwalia	QAT	7:57.73	Essa Ismail Rashed	QAT 7:57.77	Mohamed Khazaei	IRI	8:26.33
2012	Bilisuma Shume	BRN	7:43.88	Mohamed Al-Garni	QAT 7:46.17	Alemu Bekele	BRN	7:48.04
60 Metres Hurdles								
2004	Wu Youjia	CHN	7.77	Rouholla Ashgari	IRI 7.82	Mohd Robani Hassan	MAS	8.03
2006	Liu Lili	CHN	7.79	Chen Ming	CHN 7.84	Mohd Faiz Mohamad	MAS	7.91
2008	Ji Wei	CHN	7.79	Abdul Rashid	PAK 7.98	Muhammad Sajjad	PAK	8.01
2010	Jiang Fan	CHN	7.75	Fawaz Dahesh Al-Shammari	KUW 7.90	Mohamad Godarzi	IRI	7.95
2012	Jiang Fan	CHN	7.74	Abdulaziz Al-Mandeel	KUW 7.82	Ji Wei	CHN	7.85
High Jump								
2004	Yuriy Pakhlyayev	KAZ	2.23	Zheng Ting	CHN 2.19	Shuhei Manabe	JPN	2.15
2006	Naoyuki Daigo	JPN	2.17	Salem Nasser Bakheet	BRN 2.13	Huang Haiqiang	CHN	2.13
2008	Sergey Zasimovich	KAZ	2.24	Majed Ghazal Eldein	SYR 2.21	Rashid Ahmed Al-Mannai	QAT	2.18
2010	Mutaz Essa Barshim	QAT	2.20	Keyvan Ghanbarzadeh	IRI 2.17	Jean-Claude Rabbath	LIB	2.17
2012	Mutaz Essa Barshim	QAT	2.37	Zhang Guowei	CHN 2.28	Majed El Dein Ghazal	SYR	2.24
Pole Vault								
2004	Zhang Hongwei	CHN	5.40	Eshagh Ghaffari	IRI 5.00	Mohsen Rabbani	IRI	5.00
2006	Daichi Sawano	JPN	5.60	Yang Yansheng	CHN 5.40	Aleksandr Akhmedov	KAZ	5.30
2008	Daichi Sawano	JPN	5.45	Takafumi Suzuki	JPN 5.35	Leonid Andreyev	UZB	5.35
2010	Mohsen Rabbani	IRI	5.20	Nikita Filippov	KAZ 5.10	Eshagh Ghaffari	IRI	4.90
2012	Yang Yansheng	CHN	5.50	Zhang Wei	CHN 5.40	Jun-ya Nagata	JPN	5.30
Long Jump								
2004	Mohamed Salman Al-Khuwalidi	KSA	7.94	Ahmed F. Al-Dosari	KSA 7.76	Cai Peng	CHN	7.58
2006	Zhang Xin	CHN	7.76	Daisuke Arakawa	JPN 7.75	Saleh Abdullah Al-Haddad	KUW	7.52
2008	Mohamed Salman Al-Khuwalidi	KSA	8.24	Saleh Abd. Al-Haddad	KUW 7.88	Hussein Al-Saba	KSA	7.72
2010	Rikiya Saruyama	JPN	7.65	Zhuang Haitao	CHN 7.58	Mohammed Ibrar	IND	7.56
2012	Li Jinzhe	CHN	7.98	Rikiya Saruyama	JPN 7.63	Kumaravel Premkumar	IND	7.62
Triple Jump								
2004	Zhu Shujing	CHN	16.57	Mohamed Hazouri	SYR 16.42	Denis Sauranbayev	KAZ	16.17
2006	Roman Valiyev	KAZ	16.24	Mohamed Hazouri	SYR 16.20	Yevgeniy Yektov	KAZ	15.93
2008	Roman Valiyev	KAZ	16.32	Amarjeet Singh	IND 16.24	Theerayut Philakong	THA	16.04
2010	Dong Bin	CHN	16.73	Nobuaki Fujibayashi	JPN 16.33	Roman Valiyev	KAZ	16.25
2012	Dong Bin	CHN	17.01	Cao Shuo	CHN 17.01	Li Yanxi	CHN	16.23
Shot Put								
2004	Amin Nikfar	IRI	18.33	Ali Rahmani	IRI 18.30	Wang Zhiyong	CHN	17.93
2006	Sarayudh Pinitjit	THA	17.49	Meshari Suroor Saad	KUW 17.29	Sergey Rubtsov	KAZ	16.89
2008	Ahmed Hassan Gholoum	KUW	18.55	Om Prakash Karhana	IND 18.37	Yao Yongguang	CHN	18.16
2010	Satyendra Kumar Singh	IND	19.17	Meshari Suroor Saad	KUW 18.78	Hamid Reza Nodehi Farahani	IRI	18.58
2012	Zhang Jun	CHN	19.78	Wang Guangfu	CHN 19.40	Wang Like	CHN	19.09
Heptathlon								
2004	Pavel Dubitskiy	KAZ	5570	Mohammad Ahmad Hosseini	IRI 5387	Rifat Artykov	UZB	5299
2006	Pavel Dubitskiy	KAZ	5619	Hsiao Szu-Pin	TPE 5563	Pavel Andreyev	UZB	5421
2008	Pulimootil Joseph Vinod	IND	5561	Hadi Sepehrzad	IRI 5515	Hiromasa Tanaka	JPN	5306
2010	Hadi Sepehrzad	IRI	5292	Abdul Jalil Tomaj	IRI 5050	Pulimootil Joseph Vinod	IND	4981
2012	Dmitriy Karpov	KAZ	5928	Keisuke Ushiro	JPN 5590	Hiromasa Tanaka	JPN	5033
5000 Metres Walk (2004 only)								
2004	Amir Kheirgoo	IRI	22:12.27	Ebrahim Rahimian	IRI 22:19.56	Basat Sita Ram	IND	22:22.92
4 x 400 Metres Relay								
2004	Iran		3:16.99	India	3:19.91	Bahrain		3:22.21
2006	Thailand		3:15.53	Both other teams (Kuwait & Malaysia) disqualified				
2008	Kazakhstan		3:14.25	India	3:16.53	Qatar		3:17.93
2010	Iran		3:15.2	India	3:16.5	Kazakhstan		3:17.6
2012	Insufficient entry							
WOMEN								
60 Metres								
2004	Zou Yiting	CHN	7.41	Rakia Al-Gasara	BRN 7.48	Saori Kitakaze	JPN	7.52
2006	Nongnuch Sanrat	THA	7.48	Sangwan Jaksunin	THA 7.54	Orranut Klomdee	THA	7.59
2008	Rakia Al-Gasara	BRN	7.40	Wang Yingju	CHN 7.47	Nongnuch Sanrat	THA	7.49
2010	Jiang Lan	CHN	7.51	Han Ling	CHN 7.55	Olga Bludova	KAZ	7.57
2012	Wei Yongli	CHN	7.37	Tao Yuja	CHN 7.40	Viktoriya Zybalkina	KAZ	7.44

GOLD		SILVER		BRONZE				
200 Metres (2004 only)								
2004	Xie Rong	CHN	23.91	Rakia Al-Gasara	BRN 24.18	Asami Tanno	JPN	24.99
400 Metres								
2004	Tatyana Roslanova	KAZ	54.46	Rakia Al-Gasara	BRN 55.29	Pinki Parmanik	IND	55.64
2006	Anna Gavryushenko	KAZ	54.89	Saowalee Kaewchuay	THA 55.15	Marina Ivanova	KAZ	57.26
2008	Rakia Al-Gasara	BRN	53.28	Marina Maslenko	KAZ 53.38	Mandeep Kaur	IND	54.28
2010	Marina Maslenko	KAZ	53.89	Jauna Murmu	IND 54.56	Yelena Dombrovskaya	KAZ	55.47
2012	Maryam Toosi	IRI	53.85	Chen Jingwen	CHN 54.17	Tang Xiaoyin	CHN	55.06
800 Metres								
2004	Miki Nishimura	JPN	2:10.04	Liu Qing	CHN 2:14.43	Pinki Parmanik	IND	2:15.06
2006	Zamira Amirova	UZB	2:07.01	Sinimol Paulose	IND 2:07.39	Viktoriya Yalovtseva	KAZ	2:08.92
2008	Sinimol Paulose	IND	2:03.43	Sushma Devi	IND 2:04.66	Margarita Matsko	KAZ	2:04.85
2010	Truong Thanh Hang	VIE	2:12.75	Tatyana Borisova	KGZ 2:14.60	Mina Poorseifi	IRI	2:15.87
2012	Zhao Jing	CHN	2:04.15	Genzebe Shami	BRN 2:05.96	Song Tingting	CHN	2:11.32
1500 Metres								
2004	Xie Sainan	CHN	4:29.43	Svetlana Lukashova	KAZ 4:36.94	Layla Ebrahimi	IRI	4:49.35
2006	Sinimol Paulose	IND	4:18.29	O. P. Jaisha	IND 4:18.50	Svetlana Lukasheva	KAZ	4:19.50
2008	Sinimol Paulose	IND	4:15.42	Sushma Devi	IND 4:21.78	Sara Bakheet Yaqoob Youssef	BRN	4:26.70
2010	Viktoriya Polyudina	KGZ	4:29.65	Tatyana Borisova	KGZ 4:32.06	Leila Ebrahimi	IRI	4:36.26
2012	Genzebe Shami	BRN	4:15.85	Bethlem Desalegn	UAE 4:16.97	Liu Fang	CHN	4:18.32
3000 Metres								
2004	Svetlana Lukashova	KAZ	10:10.05	Layla Ebrahimi	IRI 10:23.25	Elham Zanboori	IRI	11:08.20
2006	Zhu Xiaolin	CHN	9:25.60	Su Weiwei	CHN 9:25.69	O. P. Jaisha	IND	9:26.72
2008	Preeja Sreedharan	IND	9:12.26	Kavita Raut	IND 9:26.01	Sara Bakheet Youssef	BRN	9:40.47
2010	Viktoriya Polyudina	KGZ	9:39.35	Leila Ebrahimi	IRI 10:05.42	Mahboobeh Ghayour	IRI	10:29.31
2012	Shitaye Eshete	BRN	8:49.27	Bethlem Desalegn	UAE 8:53.56	Tejitu Daba	BRN	8:53.75
60 Metres Hurdles								
2004	Xu Jia	CHN	8.34	Tomoko Motegi	JPN 8.48	Padideh Bolorizadeh	IRI	9.19
2006	Zhang Rong	CHN	8.40	Natalya Ivoninskaya	KAZ 8.49	Dedeh Erawati	INA	8.54
2008	Liu Jing	CHN	8.31	Anastasiya Soprunova	KAZ 8.34	Veerappan Leelavathi	IND	9.21
2010	Wong Wing Sum	HKG	8.79	Somayeh Mehraban	IRI 9.41	Elnaz Company	IRI	9.49
2012	Wu Shujiao	CHN	8.24	Natalya Ivoninskaya	KAZ 8.29	Sun Yawei	CHN	8.35
High Jump								
2004	Miyuki Aoyama	JPN	1.83	Bobby Aloysius	IND 1.81	Sahana Kumari	IND	1.79
2006	Marina Aitova	KAZ	1.93	Tatyana Yefimenko	KGZ 1.91	Svetlana Radzivil	UZB	1.91
2008	Tatyana Efimenko	KGZ	1.91	Anna Ustinova	KAZ 1.91	Yekaterina Yevseyeva	KAZ	1.88
2010	Marina Aitova	KAZ	1.93	Anna Ustinova	KAZ 1.86	Qiao Yanrui	CHN	1.83
2012	Zheng Xingjuan	CHN	1.92	Wang Yang	CHN 1.88	Duong Thi Viet Anh	VIE	1.84
Pole Vault								
2004	Zhang Na	CHN	4.20	Roslinda Samsu	MAS 4.00	Chang Ko-Hsin	TPE	3.95
2006	Ikuko Nishikoori	JPN	4.20	Mami Nakano	JPN 4.10	Sun Lei	CHN	4.00
2008	Ikuko Nishikori	JPN	4.10	Roslinda Samsu	MAS 4.10	Takayo Kondo	JPN	4.10
2010	Roslinda Samsu	MAS	4.00	Tatyana Turkova	KAZ 3.70	-		
2012	Li Ling	CHN	4.50	Choi Yun-Hee	KOR 4.30	Megumi Nakata	JPN	4.15
Long Jump								
2004	Xu Bei	CHN	6.30	Jetty C. Joseph	IND 5.98	Wang Kuo-Huei	TPE	5.95
2006	Maho Hanaoka	JPN	6.40	Anju Bobby George	IND 6.32	Olesya Belyayeva	KAZ	6.29
2008	Chen Yaling	CHN	6.39	Anju Bobby George	IND 6.38	Maliakkal A. Prajusha	IND	6.09
2010	Lyudmila Grankovskaya	KAZ	5.98	Chen Yaling	CHN 5.95	Resmi Bose	IND	5.93
2012	Lu Minjia	CHN	6.33	Anastasiya Kudinova	KAZ 6.23	Wang Wupin	CHN	6.22
Triple Jump								
2004	Xie Limei	CHN	13.39	Svetlana Klimina	UZB 12.83	Wang Kuo-Huei	TPE	12.61
2006	Yelena Parfyomova	KAZ	13.91	Olesya Belyayeva	KAZ 13.33	Thitima Muangjan	THA	12.64
2008	Olga Rypakova	KAZ	14.23	Li Qian	CHN 13.76	Liu Yanan	CHN	13.39
2010	Liu Yanan	CHN	13.66	Lyudmila Grankovskaya	KAZ 12.95	Tatyana Konishcheva	KAZ	12.82
2012	Xie Limei	CHN	14.06	Li Yanmei	CHN 13.73	Lyudmila Grankovskaya	KAZ	13.22
Shot Put								
2004	Zhang Xiaoyu	CHN	17.38	Iolanta Ulyeva	KAZ 16.78	Olga Shukina	UZB	14.75
2006	Qian Chunhua	CHN	17.12	Juthaporn Krasaeyan	THA 15.34	Hamida Al-Habsi	OMA	9.87

GOLD		SILVER		BRONZE				
2008	Gong Lijiao	CHN	18.12	Iolanta Ulyeva	KAZ 15.99	Juthaporn Krasaeyan	THA	14.73
2010	Leyla Rajabi	IRI	17.32	Meng Qianqian	CHN 17.03	Ma Qiao	CHN	16.97
2012	Liu Xiangrong	CHN	18.37	Leyla Rajabi	IRI 17.51	Meng Qianqian	CHN	16.13
Pentathlon								
2004	Yuki Nakata	JPN	3977	Padideh Bolorizadeh	IRI 3528	Svetlana Pestsova	TKM	3287
2006	Olga Rypakova	KAZ	4582	Liu Haili	CHN 4420	Vassanee Vinatho	THA	4168
2008	Irina Naumenko	KAZ	4235	Wassanee Winatho	THA 4184	Olga Lapina	KAZ	3906
2010	Zahra Nabizadeh	IRI	2691	Suleiman Bahar	IRQ 2682	Farzaneh Mashayekhei	IRI	2541
2012	Irina Karpova	KAZ	4050	Duong Thi Viet Anh	VIE 3812	Sepideh Tavakoli	IRI	3775
3000 Metres Walk (2004 only)								
2004	Jasmine Kaur	IND	14:54.15	Ameneh Safavi	IRI 17:09.44	Homa Sheykhan	IRI	17:47.55
4x400 Metres Relay								
2004	Iran 'A'		4:00.48	Iran 'B'	4:03.41	-		
2006	Kazakhstan		3:41.39	Thailand	3:42.28	India		3:53.24
2008	India		3:37.46	Kazakhstan	3:38.10	Thailand		3:43.22
2010	India		3:43.83	Kazakhstan	3:44.20	Iran		4:00.03
2012	PR of China		3:40.34	Kazakhstan	3:44.85	Kyrgyzstan		3:56.11



IAAF WORLD CHAMPIONSHIP GOLD MEDALLISTS

This section lists every IAAF World Championship gold medallist in 1973-2013. One hundred different countries (most recently Iceland) have each won at least one of the 2352 available individual and team titles or 4413 gold medals in all, counting all former states. The most golds won by an athlete is 22 (18 individual) by Kenenisa Bekele (ETH) and 19 by Tirunesh Dibaba (ETH). The most individual golds by a woman is 10 by Dibaba and Maria Mutola (MOZ). The most won by a country (counting team medals singularly) is 368 by the United States from Kenya 328 and Ethiopia 178, though Russia's total rises from 168 to 196 if we add 28 golds from the era of the USSR and the Unified Team. The most team-only golds, 107, have been won by Kenya. Further superlatives are listed at the end of this listing.

Shown below are every gold-medal winning relay or distance running team member. Athletes running in the preliminary rounds only for teams who won golds in finals are included as they too are awarded medals. The IAAF also issued gold medals in cross country and road championships to members of winning teams who may not have finished the race (e.g. Tirunesh Dibaba in the short race at the 2006 World Cross Country Championships), but this policy ended in June 2008. Not shown here are exhibition events or the 1985 World Indoor Games.

IAAF WORLD CHAMPIONSHIPS

Venues - 1976: Malmö (50km walk: 18 Sep); 1980: Sittard (Women's 3000m 10,000m, 400m Hurdles: 14-16 Aug); 1983: Helsinki (7-14 Aug); 1987: Roma (28 Aug-6 Sep); 1991: Tokyo (23 Aug-1 Sep); 1993: Stuttgart (13-22 Aug); 1995: Göteborg (4-13 Aug); 1997: Athína (1-10 Aug); 1999: Sevilla (21-29 Aug); 2001: Edmonton (3-12 Aug); 2003: Paris (23-31 Aug); 2005: Helsinki (7-14 Aug); 2007: Osaka (25 Aug-2 Sep); 2009: Berlin (15-23 Aug); 2011: Daegu (27 Aug-4 Sep); 2013: Moskva (10-18 Aug)

MEN

100 Metres

1983	Carl Lewis	USA	10.07
1987	Carl Lewis	USA	9.93
1991	Carl Lewis	USA	9.86
1993	Linford Christie	GBR	9.87
1995	Donovan Bailey	CAN	9.97
1997	Maurice Greene	USA	9.86
1999	Maurice Greene	USA	9.80
2001	Maurice Greene	USA	9.82
2003	Kim Collins	SKN	10.07
2005	Justin Gatlin	USA	9.88
2007	Tyson Gay	USA	9.85
2009	Usain Bolt	JAM	9.58
2011	Yohan Blake	JAM	9.92
2013	Usain Bolt	JAM	9.77

200 Metres

1983	Calvin Smith	USA	20.14
1987	Calvin Smith	USA	20.16
1991	Michael Johnson	USA	20.01
1993	Frankie Fredericks	NAM	19.85
1995	Michael Johnson	USA	19.79
1997	Ato Boldon	TTO	20.04w
1999	Maurice Greene	USA	19.90
2001	Konstantinos Kénteris	GRE	20.04
2003	John Capel	USA	20.30
2005	Justin Gatlin	USA	20.04
2007	Tyson Gay	USA	19.76
2009	Usain Bolt	JAM	19.19
2011	Usain Bolt	JAM	19.40
2013	Usain Bolt	JAM	19.66

400 Metres

1983	Bert Cameron	JAM	45.05
1987	Thomas Schönlebe	GDR	44.33
1991	Antonio Pettigrew	USA	44.57
1993	Michael Johnson	USA	43.65
1995	Michael Johnson	USA	43.39
1997	Michael Johnson	USA	44.12
1999	Michael Johnson	USA	43.18

2001	Avard Moncur	BAH	44.64
2003	Tyree Washington	USA	44.77
2005	Jeremy Wariner	USA	43.93
2007	Jeremy Wariner	USA	43.45
2009	LaShawn Merritt	USA	44.06
2011	Kirani James	GRN	44.60
2013	LaShawn Merritt	USA	43.74

800 Metres

1983	Willi Wülbeck	FRG	1:43.65
1987	Billy Konchellah	KEN	1:43.06
1991	Billy Konchellah	KEN	1:43.99
1993	Paul Ruto	KEN	1:44.71
1995	Wilson Kipketer	DEN	1:45.08
1997	Wilson Kipketer	DEN	1:43.38
1999	Wilson Kipketer	DEN	1:43.30
2001	André Bucher	SUI	1:43.70
2003	Djabir Saïd-Guerni	ALG	1:44.81
2005	Rashid Ramzi	BRN	1:44.24
2007	Alfred Kirwa Yego	KEN	1:47.09
2009	Mbulaeni Mulaudzi	RSA	1:45.29
2011	David Rudisha	KEN	1:43.91
2013	Mohammed Aman	ETH	1:43.31

1500 Metres

1983	Steve Cram	GBR	3:41.59
1987	Abdi Bile	SOM	3:36.80
1991	Noureddine Morceli	ALG	3:32.84
1993	Noureddine Morceli	ALG	3:34.24
1995	Noureddine Morceli	ALG	3:33.73
1997	Hicham El Guerrouj	MAR	3:35.83
1999	Hicham El Guerrouj	MAR	3:27.65
2001	Hicham El Guerrouj	MAR	3:30.68
2003	Hicham El Guerrouj	MAR	3:31.77
2005	Rashid Ramzi	BRN	3:37.88
2007	Bernard Lagat	USA	3:34.77
2009	Youssef Saäd Kamel	BRN	3:35.93
2011	Asbel Kiprop	KEN	3:35.69
2013	Asbel Kiprop	KEN	3:36.28

5000 Metres

1983	Eamonn Coghlan	IRL	13:28.53
1987	Saïd Aouita	MAR	13:26.44
1991	Yobes Ondieki	KEN	13:14.45
1993	Ismael Kirui	KEN	13:02.75
1995	Ismael Kirui	KEN	13:16.77
1997	Daniel Komen	KEN	13:07.38
1999	Salah Hissou	MAR	12:58.13
2001	Richard Limo	KEN	13:00.77
2003	Eliud Kipchoge	KEN	12:52.79
2005	Benjamin Limo	KEN	13:32.55
2007	Bernard Lagat	USA	13:45.87
2009	Kenenisa Bekele	ETH	13:17.09
2011	Mohamed Farah	GBR	13:23.36
2013	Mohamed Farah	GBR	13:26.98

10,000 Metres

1983	Alberto Cova	ITA	28:01.04
1987	Paul Kipkoech	KEN	27:38.63
1991	Moses Tanui	KEN	27:38.74
1993	Haile Gebrselassie	ETH	27:46.02
1995	Haile Gebrselassie	ETH	27:12.95
1997	Haile Gebrselassie	ETH	27:24.58
1999	Haile Gebrselassie	ETH	27:57.27
2001	Charles Kamathi	KEN	27:53.25
2003	Kenenisa Bekele	ETH	26:49.57
2005	Kenenisa Bekele	ETH	27:08.33
2007	Kenenisa Bekele	ETH	27:05.90
2009	Kenenisa Bekele	ETH	26:46.31
2011	Ibrahim Jeylan	ETH	27:13.81
2013	Mohamed Farah	GBR	27:21.71

Marathon

1983	Rob de Castella	AUS	2:10:03
1987	Douglas Wakiihuri	KEN	2:11:48
1991	Hiromi Taniguchi	JPN	2:14:57
1993	Mark Plaatjes	USA	2:13:57
1995	Martín Fiz	ESP	2:11:41
1997	Abel Antón	ESP	2:13:16
1999	Abel Antón	ESP	2:13:36
2001	Gezahegne Abera	ETH	2:12:42
2003	Jaouad Gharib	MAR	2:08:31
2005	Jaouad Gharib	MAR	2:10:10
2007	Luke Kibet	KEN	2:15:59
2009	Abel Kirui	KEN	2:06:54
2011	Abel Kirui	KEN	2:07:38
2013	Stephen Kiprotich	UGA	2:09:51

3000 Metres Steeplechase

1983	Patriz Ilg	FRG	8:15.06
1987	Francesco Panetta	ITA	8:08.57
1991	Moses Kiptanui	KEN	8:12.59
1993	Moses Kiptanui	KEN	8:06.36
1995	Moses Kiptanui	KEN	8:04.16
1997	Wilson Boit Kipketer	KEN	8:05.84
1999	Christopher Kosgei	KEN	8:11.76
2001	Reuben Kosgei	KEN	8:15.16
2003	Saif Saaeed Shaheen	QAT	8:04.39
2005	Saif Saaeed Shaheen	QAT	8:13.31
2007	Brimin Kipruto	KEN	8:13.82
2009	Ezekiel Kemboi	KEN	8:00.43
2011	Ezekiel Kemboi	KEN	8:14.85
2013	Ezekiel Kemboi	KEN	8:06.01

110 Metres Hurdles

1983	Greg Foster	USA	13.42
1987	Greg Foster	USA	13.21
1991	Greg Foster	USA	13.06
1993	Colin Jackson	GBR	12.91
1995	Allen Johnson	USA	13.00
1997	Allen Johnson	USA	12.93
1999	Colin Jackson	GBR	13.04
2001	Allen Johnson	USA	13.04
2003	Allen Johnson	USA	13.12
2005	Ladji Doucouré	FRA	13.07
2007	Liu Xiang	CHN	12.95
2009	Ryan Brathwaite	BAR	13.14
2011	Jason Richardson	USA	13.16
2013	David Oliver	USA	13.00

400 Metres Hurdles

1983	Edwin Moses	USA	47.50
1987	Edwin Moses	USA	47.46
1991	Samuel Matete	ZAM	47.64
1993	Kevin Young	USA	47.18
1995	Derrick Adkins	USA	47.98
1997	Stéphane Diagana	FRA	47.70

1999	Fabrizio Mori	ITA	47.72
2001	Felix Sánchez	DOM	47.49
2003	Felix Sánchez	DOM	47.25
2005	Bershawn Jackson	USA	47.30
2007	Kerron Clement	USA	47.61
2009	Kerron Clement	USA	47.91
2011	David Greene	GBR	48.26
2013	Jehue Gordon	TTO	47.69

High Jump

1983	Gennadiy Avdyeyenko	URS/UKR	2.32
1987	Patrik Sjöberg	SWE	2.38
1991	Charles Austin	USA	2.38
1993	Javier Sotomayor	CUB	2.40
1995	Troy Kemp	BAH	2.37
1997	Javier Sotomayor	CUB	2.37
1999	Vyacheslav Voronin	RUS	2.37
2001	Martin Buss	GER	2.36
2003	Jacques Freitag	RSA	2.35
2005	Yuriy Krymarev	UKR	2.32
2007	Donald Thomas	BAH	2.35
2009	Yaroslav Rybakov	RUS	2.32
2011	Jesse Williams	USA	2.35
2013	Bogdan Bondarenko	UKR	2.41

Pole Vault

1983	Sergey Bubka	URS/UKR	5.70
1987	Sergey Bubka	URS/UKR	5.85
1991	Sergey Bubka	URS/UKR	5.95
1993	Sergey Bubka	UKR	6.00
1995	Sergey Bubka	UKR	5.92
1997	Sergey Bubka	UKR	6.01
1999	Maksim Tarasov	RUS	6.02
2001	Dmitriy Markov	AUS	6.05
2003	Giuseppe Gibilisco	ITA	5.90
2005	Rens Blom	NED	5.80
2007	Brad Walker	USA	5.86
2009	Steve Hooker	AUS	5.90
2011	Paweł Wojciechowski	POL	5.90
2013	Raphael Holzdeppe	GER	5.89

Long Jump

1983	Carl Lewis	USA	8.55
1987	Carl Lewis	USA	8.67
1991	Mike Powell	USA	8.95
1993	Mike Powell	USA	8.59
1995	Iván Pedroso	CUB	8.70
1997	Iván Pedroso	CUB	8.42
1999	Iván Pedroso	CUB	8.56
2001	Iván Pedroso	CUB	8.40
2003	Dwight Phillips	USA	8.32
2005	Dwight Phillips	USA	8.60
2007	Irving Saladino	PAN	8.57
2009	Dwight Phillips	USA	8.54
2011	Dwight Phillips	USA	8.45
2013	Aleksandr Menkov	RUS	8.56

Triple Jump

1983	Zdzisław Hoffmann	POL	17.42
1987	Khristo Markov	BUL	17.92
1991	Kenny Harrison	USA	17.78
1993	Mike Conley	USA	17.86
1995	Jonathan Edwards	GBR	18.29
1997	Yoelbi Quesada	CUB	17.85
1999	Charles Friedek	GER	17.59
2001	Jonathan Edwards	GBR	17.92
2003	Christian Olsson	SWE	17.72
2005	Walter Davis	USA	17.57
2007	Nelson Évora	POR	17.74
2009	Phillips Idowu	GBR	17.73

2011	Christian Taylor	USA	17.96
2013	Teddy Tamgho	FRA	18.04

Shot Put

1983	Edward Sarul	POL	21.39
1987	Werner Günthör	SUI	22.23
1991	Werner Günthör	SUI	21.67
1993	Werner Günthör	SUI	21.97
1995	John Godina	USA	21.47
1997	John Godina	USA	21.44
1999	C. J. Hunter	USA	21.79
2001	John Godina	USA	21.87
2003	Andrey Mikhnevich	BLR	21.69
2005	Adam Nelson	USA	21.73
2007	Reese Hoffa	USA	22.04
2009	Christian Cantwell	USA	22.03
2011	David Storl	GER	21.78
2013	David Storl	GER	21.73

Discus Throw

1983	Imrich Bugár	TCH	67.72
1987	Jürgen Schult	GDR	68.74
1991	Lars Riedel	GER	66.20
1993	Lars Riedel	GER	67.72
1995	Lars Riedel	GER	68.76
1997	Lars Riedel	GER	68.54
1999	Anthony Washington	USA	69.08
2001	Lars Riedel	GER	69.72
2003	Virgilijus Alekna	LTU	69.69
2005	Virgilijus Alekna	LTU	70.17
2007	Gerd Kanter	EST	68.94
2009	Robert Harting	GER	69.43
2011	Robert Harting	GER	68.97
2013	Robert Harting	GER	69.11

Hammer Throw

1983	Sergey Litvinov	URS/RUS	82.68
1987	Sergey Litvinov	URS/RUS	83.06
1991	Yuriy Sedykh	URS/UKR	81.70
1993	Andrey Abduvaliyev	TJK	81.64
1995	Andrey Abduvaliyev	TJK	81.56
1997	Heinz Weis	GER	81.78
1999	Karsten Kobs	GER	80.24
2001	Szymon Ziółkowski	POL	83.38
2003	Ivan Tikhon	BLR	83.05
2005	Ivan Tikhon	BLR	83.89
2007	Ivan Tikhon	BLR	83.63
2009	Primož Kozmus	SLO	80.84
2011	Koji Murofushi	JPN	81.24
2013	Paweł Fajdek	POL	81.97

Javelin Throw

1983	Detlef Michel	GDR	89.48
1987	Seppo Rätty	FIN	83.54
1991	Kimmo Kinnunen	FIN	90.82
1993	Jan Železný	CZE	85.98
1995	Jan Železný	CZE	89.58
1997	Marius Corbett	RSA	88.40
1999	Aki Parviainen	FIN	89.52
2001	Jan Železný	CZE	92.80
2003	Sergey Makarov	RUS	85.44
2005	Andrus Värnik	EST	87.17
2007	Tero Pitkämäki	FIN	90.33
2009	Andreas Thorkildsen	NOR	89.59
2011	Matthias de Zordo	GER	86.27
2013	Vítězslav Veselý	CZE	87.17

Decathlon

1983	Daley Thompson	GBR	8714
1987	Torsten Voss	GDR	8680
1991	Dan O'Brien	USA	8812
1993	Dan O'Brien	USA	8817

1995	Dan O'Brien	USA	8695
1997	Tomáš Dvořák	CZE	8837
1999	Tomáš Dvořák	CZE	8744
2001	Tomáš Dvořák	CZE	8902
2003	Tom Pappas	USA	8750
2005	Bryan Clay	USA	8732
2007	Román Sebrle	CZE	8676
2009	Trey Hardee	USA	8790
2011	Trey Hardee	USA	8607
2013	Ashton Eaton	USA	8809

20 Kilometres Walk

1983	Ernesto Canto	MEX	1:20:49
1987	Maurizio Damilano	ITA	1:20:45
1991	Maurizio Damilano	ITA	1:19:37
1993	Valentí Massana	ESP	1:22:31
1995	Michele Didoni	ITA	1:19:59
1997	Daniel García	MEX	1:21:43
1999	Ilya Markov	RUS	1:23:34
2001	Roman Rasskazov	RUS	1:20:31
2003	Jefferson Pérez	ECU	1:17:21
2005	Jefferson Pérez	ECU	1:18:35
2007	Jefferson Pérez	ECU	1:22:20
2009	Valeriy Borchin	RUS	1:18:41
2011	Valeriy Borchin	RUS	1:19:56
2013	Aleksandr Ivanov	RUS	1:20:58

50 Kilometres Walk

1976	Veniamin Soldatenko	URS/KAZ	3:54:40
1983	Ronald Weigel	GDR	3:43:08
1987	Hartwig Gauder	GDR	3:40:53
1991	Aleksandr Potashov	URS/BLR	3:53:09
1993	Jesús Ángel García	ESP	3:41:41
1995	Valentin Kononen	FIN	3:43:42
1997	Robert Korzeniowski	POL	3:44:46
1999	Ivano Brugnetti	ITA	3:47:54
2001	Robert Korzeniowski	POL	3:42:08
2003	Robert Korzeniowski	POL	3:36:03
2005	Sergey Kiryapkin	RUS	3:38:08
2007	Nathan Deakes	AUS	3:43:53
2009	Sergey Kiryapkin	RUS	3:38:35
2011	Sergey Bakulin	RUS	3:41:24
2013	Robert Heffernan	IRL	3:37:56

4 x 100 Metres Relay

1983	United States		37.86
	Emmit King	leg 1	
	Willie Gault	leg 2	
	Calvin Smith	leg 3	
	Carl Lewis	leg 4	
1987	United States		37.90
	Lee McRae	leg 1	
	Lee McNeill	leg 2	
	Harvey Glange	leg 3	
	Carl Lewis	leg 4/8.86	
	<i>Dennis Mitchell</i>	<i>1h1-leg 4 & 1s2-leg 4</i>	
1991	United States		37.50
	Andre Cason	leg 1/10.30	
	Leroy Burrell	leg 2/8.91	
	Dennis Mitchell	leg 3/9.22	
	Carl Lewis	leg 4/9.07	
	<i>Michael Marsh</i>	<i>1h2-leg 4</i>	
1993	United States		37.48
	Jon Drummond	leg 1	
	Andre Cason	leg 2	
	Dennis Mitchell	leg 3	
	Leroy Burrell	leg 4	
	<i>Calvin Smith</i>	<i>1h3-leg 3</i>	
1995	Canada		38.31
	Robert Esmie	leg 1	
	Glenroy Gilbert	leg 2	
	Bruny Surin	leg 3	
	Donovan Bailey	leg 4	

1997	Canada		37.86	Butch Reynolds	leg 3/43.23		
	Robert Esmie	leg 1		Michael Johnson	leg 4/42.94		
	Glenroy Gilbert	leg 2		Antonio Pettigrew	1h2-leg 2/44.0		
	Bruny Surin	leg 3		Derek Mills	1h2-leg 3/44.65		
	Donovan Bailey	leg 4/8.94		1995	United States		2:57.32
	Carlton Chambers	2h1-leg 1		Marlon Ramsey	leg 1/44.9		
1999	United States		37.59	Derek Mills	leg 2/44.6		
	Jon Drummond	leg 1		Butch Reynolds	leg 3/43.74		
	Tim Montgomery	leg 2		Michael Johnson	leg 4/44.11		
	Brian Lewis	leg 3		Kevin Lyles	1h1-leg 3/44.41		
	Maurice Greene	leg 4		Darnell Hall	1h1-leg 4/45.22		
2001	South Africa		38.47	1997	Great Britain & NI		2:56.65
	Morne Nagel	leg 1		Iwan Thomas	leg 1/44.8		
	Corne Du Plessis	leg 2		Roger Black	leg 2/44.2		
	Lee-Roy Newton	leg 3		Jamie Baulch	leg 3/44.08		
	Mathew Quinn	leg 4		Mark Richardson	leg 4/43.57		
2003	United States		38.06	Mark Hylton	1h1-leg 1/46.14		
	John Capel	leg 1		1999	Poland		2:58.91
	Bernard Williams	leg 2		Tomasz Czubak	leg 1/45.0		
	Darvis Patton	leg 3		Robert Maćkowiak	leg 2/44.3		
	Joshua J. Johnson	leg 4		Jacek Bocian	leg 3/44.90		
2005	France		38.08	Piotr Haczek	leg 4/44.70		
	Ladji Doucouré	leg 1		Piotr Dlugosielski	2h3-leg 3/45.69		
	Ronald Pognon	leg 2		2001	Bahamas		2:58.19
	Eddy de Lépine	leg 3		Avard Moncur	leg 1/45.1		
	Lueyi Dovy	leg 4		Chris Brown	leg 2/44.5		
	Oudere Kankarafou	1h1-leg 1		Troy McIntosh	leg 3/44.42		
2007	United States		37.78	Timothy Munnings	leg 4/44.13		
	Darvis Patton	leg 1/10.28		Carl Oliver	1h3-leg 3/45.58		
	Wallace Spearmon	leg 2/9.22		2003	France		2:58.96
	Tyson Gay	leg 3/9.05		Leslie Djhone	leg 1/45.4		
	Leroy Dixon	leg 4/9.23		Naman Keita	leg 2/44.7		
	Rodney Martin	2h2-leg 1		Stéphane Diagana	leg 3/44.69		
2009	Jamaica		37.31	Marc Raquil	leg 4/44.15		
	Steve Mullings	leg 1		Ahmed Douhou	1h3-leg 1/46.8		
	Michael Frater	leg 2		2005	United States		2:56.91
	Usain Bolt	leg 3		Andrew Rock	leg 1/44.5		
	Asafa Powell	leg 4		Derrick Brew	leg 2/44.5		
	Lerone Clarke	2h3-leg 1		Darold Williamson	leg 3/44.40		
	Dwight Thomas	2h3-leg 4		Jeremy Wariner	leg 4/43.49		
2011	Jamaica		37.04	Miles Smith	1h2-leg 1/45.2		
	Nesta Carter	leg 1		LaShawn Merritt	1h2-leg 3/45.41		
	Michael Frater	leg 2		2007	United States		2:55.56
	Yohan Blake	leg 3		LaShawn Merritt	leg 1/44.4		
	Usain Bolt	leg 4		Angelo Taylor	leg 2/43.7		
	Dexter Lee	2h2-leg 4		Darold Williamson	leg 3/44.32		
2013	Jamaica		37.36	Jeremy Wariner	leg 4/43.10		
	Nesta Carter	leg 1		Bershawn Jackson	1h2-leg 1/45.7		
	Kemar Bailey-Cole	leg 2		Kerron Clement	1h2-leg 2/45.3		
	Nickel Ashmeade	leg 3		2009	United States		2:57.86
	Usain Bolt	leg 4		Angelo Taylor	leg 1/45.4		
	Warren Weir	2h1-leg 3		Jeremy Wariner	leg 2/43.6		
	Oshane Bailey	2h1-leg 4		Kerron Clement	leg 3/44.72		
				LaShawn Merritt	leg 4/44.16		
				Lionel Larry	1h1-leg 1/45.5		
				Bershawn Jackson	1h1-leg 3/45.29		
4 x 400 Metres Relay				2011	United States		2:59.31
1983	USSR		3:00.79	Greg Nixon	leg 1/44.8		
	Sergey Lovachov/UZB	leg 1/45.23		Bershawn Jackson	leg 2/45.3		
	Aleksandr Troshchilo/BLR	leg 2/44.85		Angelo Taylor	leg 3/45.00		
	Nikolay Chernetskiy/KGZ	leg 3/45.65		LaShawn Merritt	leg 4/44.17		
	Viktor Markin/RUS	leg 4/45.06		Jamaal Torrance	1h1-leg 2/43.9e		
1987	United States		2:57.29	Michael Berry	1h1-leg 3/43.95		
	Danny Everett	leg 1/45.1		2013	United States		2:58.71
	Roddie Haley	leg 2/44.0		David Verburg	leg 1/45.0		
	Antonio McKay	leg 3/44.20		Tony McQuay	leg 2/44.1		
	Butch Reynolds	leg 4/44.00		Arman Hall	leg 3/44.87		
	Mike Franks	1h1-leg 2 & 1s2-leg 2/44.6		LaShawn Merritt	leg 4/44.77		
	Raymond Pierre	1h1-leg 3/45.39 & 1s2-leg 3/44.7		James Harris	1h2-leg 1/45.2		
1991	Great Britain & NI		2:57.53	Josh Mance	1h2-leg 3/45.21		
	Roger Black	leg 1/44.7					
	Derek Redmond	leg 2/44.0					
	John Regis	leg 3/44.22					
	Kriss Akabusi	leg 4/44.59					
	Ade Mafe	1h3-leg 1					
	Mark Richardson	1h3-leg 3					
1993	United States		2:54.29				
	Andrew Valmon	leg 1/44.5					
	Quincy Watts	leg 2/43.6					
				WOMEN			
				100 Metres			
				1983	Marlies Göhr	GDR	10.97
				1987	Silke Gladisch	GDR	10.90
				1991	Katrin Krabbe	GER	10.99
				1993	Gail Devers	USA	10.82

1995	Gwen Torrence	USA	10.85
1997	Marion Jones	USA	10.83
1999	Marion Jones	USA	10.70
2001	Zhanna Pintusevich-Block	UKR	10.82
2003	Torri Edwards	USA	10.93
2005	Lauryn Williams	USA	10.93
2007	Veronica Campbell	JAM	11.01
2009	Shelly-Ann Fraser	JAM	10.73
2011	Carmelita Jeter	USA	10.90
2013	Shelly-Ann Fraser-Pryce	JAM	10.71

200 Metres

1983	Marita Koch	GDR	22.13
1987	Silke Gladisch	GDR	21.74
1991	Katrin Krabbe	GER	22.09
1993	Merlene Ottey	JAM	21.98
1995	Merlene Ottey	JAM	22.12
1997	Zhanna Pintusevich	UKR	22.32
1999	Inger Miller	USA	21.77
2001	Debbie Ferguson	BAH	22.52
2003	Anastasiya Kapachinskaya	RUS	22.38
2005	Allyson Felix	USA	22.16
2007	Allyson Felix	USA	21.81
2009	Allyson Felix	USA	22.02
2011	Veronica Campbell-Brown	JAM	22.22
2013	Shelly-Ann Fraser-Pryce	JAM	22.17

400 Metres

1983	Jarmila Kratochvílová	TCH	47.99
1987	Olga Bryzgina	URS/UKR	49.38
1991	Marie-José Pérec	FRA	49.13
1993	Jearl Miles	USA	49.82
1995	Marie-José Pérec	FRA	49.28
1997	Cathy Freeman	AUS	49.77
1999	Cathy Freeman	AUS	49.67
2001	Amy Mbacké Thiam	SEN	49.86
2003	Ana Guevara	MEX	48.89
2005	Tonique Williams-Darling	BAH	49.55
2007	Christine Ohuruogu	GBR	49.61
2009	Sanya Richards	USA	49.00
2011	Amantle Montsho	BOT	49.56
2013	Christine Ohuruogu	GBR	49.41

800 Metres

1983	Jarmila Kratochvílová	TCH	1:54.68
1987	Sigrun Wodars	GDR	1:55.26
1991	Liliya Nurutdinova	URS/RUS	1:57.50
1993	Maria Mutola	MOZ	1:55.43
1995	Ana Quirot	CUB	1:56.11
1997	Ana Quirot	CUB	1:57.14
1999	Ludmila Formanová	CZE	1:56.68
2001	Maria Mutola	MOZ	1:57.17
2003	Maria Mutola	MOZ	1:59.89
2005	Zulia Calatayúd	CUB	1:58.82
2007	Janeth Jepkosgei	KEN	1:56.04
2009	Caster Semenya	RSA	1:55.45
2011	Mariya Savinova	RUS	1:55.87
2013	Eunice Sum	KEN	1:57.38

1500 Metres

1983	Mary Decker	USA	4:00.90
1987	Tatyana Samolenko	URS/UKR	3:58.56
1991	Hassiba Boulmerka	ALG	4:02.21
1993	Liu Dong	CHN	4:00.50
1995	Hassiba Boulmerka	ALG	4:02.42
1997	Carla Sacramento	POR	4:04.24
1999	Svetlana Masterkova	RUS	3:59.53
2001	Gabriela Szabo	ROU	4:00.57
2003	Tatyana Tomashova	RUS	3:58.52

2005	Tatyana Tomashova	RUS	4:00.35
2007	Maryam Jamal	BRN	3:58.75
2009	Maryam Jamal	BRN	4:03.74
2011	Jenny Simpson	USA	4:05.40
2013	Abeba Aregawi	SWE	4:02.67

3000 Metres (replaced with 5000m from 1995)

1980	Birgit Friedmann	FRG	8:48.05
1983	Mary Decker	USA	8:34.62
1987	Tatyana Samolenko	URS/UKR	8:38.73
1991	Tatyana Dorovskikh	URS/UKR	8:35.82
1993	Qu Yunxia	CHN	8:28.71

5000 Metres

1995	Sonia O'Sullivan	IRL	14:46.47
1997	Gabriela Szabo	ROU	14:57.68
1999	Gabriela Szabo	ROU	14:41.82
2001	Olga Yegorova	RUS	15:03.39
2003	Tirunesh Dibaba	ETH	14:51.72
2005	Tirunesh Dibaba	ETH	14:38.59
2007	Meseret Defar	ETH	14:57.91
2009	Vivian Cheruiyot	KEN	14:57.97
2011	Vivian Cheruiyot	KEN	14:55.36
2013	Meseret Defar	ETH	14:50.19

10,000 Metres

1987	Ingrid Kristiansen	NOR	31:05.85
1991	Liz McColgan	GBR	31:14.31
1993	Wang Junxia	CHN	30:49.30
1995	Fernanda Ribeiro	POR	31:04.99
1997	Sally Barsosio	KEN	31:32.92
1999	Gete Wami	ETH	30:24.56
2001	Derartu Tulu	ETH	31:48.81
2003	Berhane Adere	ETH	30:04.18
2005	Tirunesh Dibaba	ETH	30:24.02
2007	Tirunesh Dibaba	ETH	31:55.41
2009	Linnet Masai	KEN	30:51.24
2011	Vivian Cheruiyot	KEN	30:48.98
2013	Tirunesh Dibaba	ETH	30:43.35

Marathon

1983	Grete Waitz	NOR	2:28:09
1987	Rosa Mota	POR	2:25:17
1991	Wanda Panfil	POL	2:29:53
1993	Junko Asari	JPN	2:30:03
1995	Manuela Machado	POR	2:25:39
1997	Hiroshi Suzuki	JPN	2:29:48
1999	Jong Song-Ok	PRK	2:26:59
2001	Lidia Šimon	ROU	2:26:01
2003	Catherine Ndereba	KEN	2:23:55
2005	Paula Radcliffe	GBR	2:20:57
2007	Catherine Ndereba	KEN	2:30:37
2009	Bai Xue	CHN	2:25:15
2011	Edna Kiplagat	KEN	2:28:43
2013	Edna Kiplagat	KEN	2:25:44

3000 Metres Steeplechase

2005	Dorcus Inzikuru	UGA	9:18.24
2007	Yekaterina Volkova	RUS	9:06.57
2009	Marta Domínguez	ESP	9:07.32
2011	Yuliya Zaripova	RUS	9:07.03
2013	Milcah Chemos	KEN	9:11.65

100 Metres Hurdles

1983	Bettine Jahn	GDR	12.35w
1987	Ginka Zagorcheva	BUL	12.34
1991	Lyudmila Narozhilenko	URS/RUS	12.59
1993	Gail Devers	USA	12.46
1995	Gail Devers	USA	12.68
1997	Ludmila Engquist	SWE	12.50

1999	Gail Devers	USA	12.37
2001	Anjanette Kirkland	USA	12.42
2003	Perdita Felicien	CAN	12.53
2005	Michelle Perry	USA	12.66
2007	Michelle Perry	USA	12.46
2009	Brigitte Foster-Hylton	JAM	12.51
2011	Sally Pearson	AUS	12.28
2013	Brianna Rollins	USA	12.44

400 Metres Hurdles

1980	Bärbel Broschat	GDR	54.55
1983	Yekaterina Fesenko	URS/RUS	54.14
1987	Sabine Busch	GDR	53.62
1991	Tatyana Ledovskaya	URS/BLR	53.11
1993	Sally Gunnell	GBR	52.74
1995	Kim Batten	USA	52.61
1997	Nezha Bidouane	MAR	52.97
1999	Daimí Pernía	CUB	52.89
2001	Nezha Bidouane	MAR	53.34
2003	Jana Pittman	AUS	53.22
2005	Yuliya Pechonkina	RUS	52.90
2007	Jana Rawlinson	AUS	53.31
2009	Melaine Walker	JAM	52.42
2011	Lashinda Demus	USA	52.47
2013	Zuzana Hejnová	CZE	52.83

High Jump

1983	Tamara Bykova	URS/RUS	2.01
1987	Stefka Kostadinova	BUL	2.09
1991	Heike Henkel	GER	2.05
1993	Ioanet Quintero	CUB	1.99
1995	Stefka Kostadinova	BUL	2.01
1997	Hanne Haugland	NOR	1.99
1999	Inga Babakova	UKR	1.99
2001	Hestrie Cloete	RSA	2.00
2003	Hestrie Cloete	RSA	2.06
2005	Kajsa Bergqvist	SWE	2.02
2007	Blanka Vlašić	CRO	2.05
2009	Blanka Vlašić	CRO	2.04
2011	Anna Chicherova	RUS	2.03
2013	Svetlana Shkolina	RUS	2.03

Pole Vault

1999	Stacy Dragila	USA	4.60
2001	Stacy Dragila	USA	4.75
2003	Svetlana Feofanova	RUS	4.75
2005	Yelena Isinbaeva	RUS	5.01
2007	Yelena Isinbaeva	RUS	4.80
2009	Anna Rogowska	POL	4.75
2011	Fabiana Murer	BRA	4.85
2013	Yelena Isinbaeva	RUS	4.89

Long Jump

1983	Heike Daute	GDR	7.27w
1987	Jackie Joyner-Kersey	USA	7.36
1991	Jackie Joyner-Kersey	USA	7.32
1993	Heike Drechsler	GER	7.11
1995	Fiona May	ITA	6.98w
1997	Lyudmila Galkina	RUS	7.05
1999	Niurka Montalvo	ESP	7.06
2001	Fiona May	ITA	7.02w
2003	Eunice Barber	FRA	6.99
2005	Tianna Madison	USA	6.89
2007	Tatyana Lebedeva	RUS	7.03
2009	Brittney Reese	USA	7.10
2011	Brittney Reese	USA	6.82
2013	Brittney Reese	USA	7.01

Triple Jump

1993	Anna Biryukova	RUS	15.09
1995	Inessa Kravets	UKR	15.50

1997	Sárka Kašpárková	CZE	15.20
1999	Paraskeví Tsiamíta	GRE	14.88
2001	Tatyana Lebedeva	RUS	15.25
2003	Tatyana Lebedeva	RUS	15.18
2005	Trecia Smith	JAM	15.11
2007	Yargelis Savigne	CUB	15.28
2009	Yargelis Savigne	CUB	14.95
2011	Olga Saladukha	UKR	14.94
2013	Caterine Ibargüen	COL	14.85

Shot Put

1983	Helena Fibingerová	TCH	21.05
1987	Natalya Lisovskaya	URS/RUS	21.24
1991	Huang Zhihong	CHN	20.83
1993	Huang Zhihong	CHN	20.57
1995	Astrid Kumbernuss	GER	21.22
1997	Astrid Kumbernuss	GER	20.71
1999	Astrid Kumbernuss	GER	19.85
2001	Yanina Korolchik	BLR	20.61
2003	Svetlana Krivelyova	RUS	20.63
2005	Nadezhda Ostapchuk	BLR	20.51
2007	Valerie Adams/Vili	NZL	20.54
2009	Valerie Adams/Vili	NZL	20.44
2011	Valerie Adams	NZL	21.24
2013	Valerie Adams	NZL	20.88

Discus Throw

1983	Martina Opitz	GDR	68.94
1987	Martina Hellmann	GDR	71.62
1991	Tsvetanka Khristova	BUL	71.02
1993	Olga Burova	RUS	67.40
1995	Ellina Zvereva	BLR	68.64
1997	Beatrice Faumuina	NZL	66.82
1999	Franka Dietzsch	GER	68.14
2001	Ellina Zvereva	BLR	67.10
2003	Irina Yatchenko	BLR	67.32
2005	Franka Dietzsch	GER	66.56
2007	Franka Dietzsch	GER	66.61
2009	Dani Samuels	AUS	65.44
2011	Li Yanfeng	CHN	66.52
2013	Sandra Perković	CRO	67.99

Hammer Throw

1999	Mihaela Melinte	ROU	75.20
2001	Yipsi Moreno	CUB	70.65
2003	Yipsi Moreno	CUB	73.33
2005	Yipsi Moreno	CUB	73.08
2007	Betty Heidler	GER	74.76
2009	Anita Włodarczyk	POL	77.96
2011	Tatyana Lysenko	RUS	77.13
2013	Tatyana Lysenko	RUS	78.80

Javelin Throw

1983	Tiina Lillak	FIN	70.82
1987	Fatima Whitbread	GBR	76.64
1991	Xu Demei	CHN	68.78
1993	Trine Hattestad	NOR	69.18
1995	Natalya Shikolenko	BLR	67.56
1997	Trine Hattestad	NOR	68.78
1999	Miréla Tzelli	GRE	67.09
2001	Osleidys Menéndez	CUB	69.53
2003	Miréla Tzelli/Manjani	GRE	66.52
2005	Osleidys Menéndez	CUB	71.70
2007	Barbora Spotáková	CZE	67.07
2009	Steffi Nerius	GER	67.30
2011	Mariya Abakumova	RUS	71.99
2013	Christina Obergföll	GER	69.05

Heptathlon

1983	Ramona Neubert	GDR	6770
------	----------------	-----	------

1987	Jackie Joyner-Kersey	USA	7128
1991	Sabine Braun	GER	6672
1993	Jackie Joyner-Kersey	USA	6837
1995	Ghada Shouaa	SYR	6651
1997	Sabine Braun	GER	6739
1999	Eunice Barber	FRA	6861
2001	Yelena Prokhorova	RUS	6694
2003	Carolina Klüfft	SWE	7001
2005	Carolina Klüfft	SWE	6887
2007	Carolina Klüfft	SWE	7032
2009	Jessica Ennis	GBR	6731
2011	Tatyana Chernova	RUS	6880
2013	Hanna Melnychenko	UKR	6586

10 Kilometres Walk (replaced with 10,000m walk in 1997)

1987	Irina Strakhova	URS/RUS	44:12
1991	Alina Ivanova	URS/RUS	42:57
1993	Sari Essayah	FIN	42:59
1995	Irina Stankina	RUS	42:13

10,000 Metres Walk (replaced with 20Km walk from 1999)

1997	AnnaRita Sidoti	ITA	42:55.49
------	-----------------	-----	----------

20 Kilometres Walk

1999	Liu Hongyu	CHN	1:30:50
2001	Olimpiada Ivanova	RUS	1:27:48
2003	Yelena Nikolayeva	RUS	1:26:52
2005	Olimpiada Ivanova	RUS	1:25:41
2007	Olga Kaniskina	RUS	1:30:09
2009	Olga Kaniskina	RUS	1:28:09
2011	Olga Kaniskina	RUS	1:29:42
2013	Yelena Lashmanova	RUS	1:27:08

4 x 100 Metres Relay

1983	GDR		41.76
	Silke Gladisch	leg 1	
	Marita Koch	leg 2	
	Ingrid Auerswald	leg 3	
	Marlies Göhr	leg 4	
1987	United States		41.58
	Alice Brown	leg 1	
	Diane Williams	leg 2	
	Florence Griffith	leg 3	
	Pam Marshall	leg 4/10.11	
1991	Jamaica		41.94
	Dahlia Duhaney	leg 1	
	Juliet Cuthbert	leg 2	
	Beverley McDonald	leg 3	
	Merlene Ottey	leg 4	
	Merlene Frazer	1h1-leg 4	
1993	Russia		41.49
	Olga Bogoslovskaya	leg 1	
	Galina Malchugina	leg 2	
	Natalya Voronova	leg 3	
	Irina Privalova	leg 4/9.89	
	Marina Trandenkova	1h2-leg 4	
1995	United States		42.12
	Celena Mondie-Milner	leg 1	
	Carlette Guidry	leg 2	
	Chryste Gaines	leg 3	
	Gwen Torrence	leg 4	
	D'Andre Hill	1h1-leg 4	
1997	United States		41.47
	Chryste Gaines	leg 1	
	Marion Jones	leg 2	
	Inger Miller	leg 3	
	Gail Devers	leg 4/9.86	
1999	Bahamas		41.92
	Savatheda Fynes	leg 1	
	Chandra Sturruv	leg 2	
	Pauline Davis	leg 3	
	Debbie Ferguson	leg 4	
	Eldece Clarke	1h2-leg 1	

2001	Germany		42.32
	Melanie Paschke	leg 1	
	Gabi Rockmeier	leg 2	
	Birgit Rockmeier	leg 3	
	Marion Wagner	leg 4	
2003	France		41.78
	Patricia Girard	leg 1	
	Muriel Hurtis	leg 2	
	Sylviane Félix	leg 3	
	Christine Arron	leg 4	
2005	United States		41.78
	Angela Daigle	leg 1	
	Muna Lee	leg 2	
	Me'lisa Barber	leg 3	
	Lauryn Williams	leg 4	
2007	United States		41.98
	Lauryn Williams	leg 1	
	Allyson Felix	leg 2	
	Mikele Barber	leg 3	
	Torri Edwards	leg 4/10.21	
	Carmelita Jeter	1h2-leg 1	
	Mechelle Lewis	1h2-leg 2	
2009	Jamaica		42.06
	Simone Facey	leg 1	
	Shelly-Ann Fraser	leg 2	
	Aleen Bailey	leg 3	
	Kerron Stewart	leg 4	
2011	United States		41.56
	Bianca Knight	leg 1	
	Allyson Felix	leg 2	
	Marshvet Myers	leg 3	
	Carmelita Jeter	leg 4	
	Shalonda Solomon	1h3-leg 2	
	Alexandria Anderson	1h3-leg 4	
2013	Jamaica		41.29
	Carrie Russell	leg 1	
	Kerron Stewart	leg 2	
	Schillonie Calvert	leg 3	
	Shelly-Ann Fraser-Pryce	leg 4	
	Sheri-Ann Brooks	1h1-leg 1	
	4 x 400 Metres Relay		
1983	GDR		3:19.73
	Kerstin Walther	leg 1/50.95	
	Sabine Busch	leg 2/49.45	
	Marita Koch	leg 3/48.55	
	Dagmar Rübsam	leg 4/50.78	
	Udine Bremer	2h2-leg 2/51.57	
	Ellen Fiedler	2h2-leg 3/51.73	
1987	GDR		3:18.63
	Dagmar Neubauer	leg 1/51.4	
	Kirsten Emmelmann	leg 2/49.1	
	Petra Müller	leg 3/48.64	
	Sabine Busch	leg 4/49.48	
	Cornelia Ulrich	1h2-leg 3	
1991	USSR		3:18.43
	Tatyana Ledovskaya/BLR	leg 1/51.7	
	Lyudmila Dzhigalova/UKR	leg 2/49.2	
	Olga V. Nazarova/RUS	leg 3/48.87	
	Olga Bryzgina/UKR	leg 4/48.67	
	Anna Chuprina/RUS	1h2-leg 1	
	Tatyana Alekseyeva/RUS	1h2-leg 3	
1993	United States		3:16.71
	Gwen Torrence	leg 1/49.0	
	Maicel Malone	leg 2/49.4	
	Natasha Kaiser-Brown	leg 3/49.48	
	Jearl Miles	leg 4/48.78	
	Terri Dendy	1h2-leg 1/51.6	
	Michelle Collins	1h2-leg 2/50.9	
1995	United States		3:22.39
	Kim Graham	leg 1/51.1	
	Rochelle Stevens	leg 2/50.7	
	Camara Jones	leg 3/51.01	
	Jearl Miles	leg 4/49.56	
	Nicole Green	1h2-leg 3/51.49	
1997	Germany		3:20.92
	Anke Feller	leg 1/51.7	

	Uta Rohländer	leg 2/50.2	
	Anja Rucker	leg 3/50.38	
	Grit Breuer	leg 4/48.69	
1999	Russia		3:21.98
	Tatyana Chebykina	leg 1/51.5	
	Svetlana Goncharenko	leg 2/50.0	
	Olga Kotlyarova	leg 3/50.28	
	Natalya Nazarova	leg 4/50.17	
	Natalya Sharova	1h1-leg 1/52.0	
	Yekaterina Bakhvalova	1h1-leg 2/50.2	
2001	Jamaica		3:20.65
	Sandie Richards	leg 1/50.9	
	Catherine Scott	leg 2/50.1	
	Debbie-Ann Parris	leg 3/49.70	
	Lorraine Fenton	leg 4/49.95	
	Michelle Burgher	2h1-leg 1/52.5	
	Deon Hemmings	2h1-leg 3/51.49	
2003	United States		3:22.63
	Me'liisa Barber	leg 1/51.1	
	Demetria Washington	leg 2/50.9	
	Jearl Miles Clark	leg 3/50.05	
	Sanya Richards	leg 4/50.28	
	Deedee Trotter	1h3-leg 2/51.1	
2005	Russia		3:20.95
	Yuliya Pechonkina	leg 1/51.1	
	Olesya Krasnomovets	leg 2/49.7	
	Natalya Antyukh	leg 3/49.72	
	Svetlana Pospelova	leg 4/50.42	
	Tatyana Firova	1h1-leg 3/50.09	
	Olesya Zykina	1h1-leg 4/50.78	
2007	United States		3:18.55
	Deedee Trotter	leg 1/51.2	
	Allyson Felix	leg 2/48.0	
	Mary Wineberg	leg 3/50.24	
	Sanya Richards	leg 4/49.07	
	Monique Hennagan	1h2-leg 2/50.1	
	Natasha Hastings	1h2-leg 4/51.16	
2009	United States		3:17.83
	Debbie Dunn	leg 1/50.5	
	Allyson Felix	leg 2/48.8	
	LaShinda Demus	leg 3/50.14	
	Sanya Richards	leg 4/48.44	
	Natasha Hastings	1h1-leg 2/51.8	
	Jessica Beard	1h1-leg 3/51.38	
2011	United States		3:18.09
	Sanya Richards Ross	leg 1/49.3	
	Allyson Felix	leg 2/49.4	
	Jessica Beard	leg 3/49.84	
	Francena McCorory	leg 4/49.52	
	Natasha Hastings	1h1-leg 1/50.8	
	Keshia Baker	1h1-leg 4/51.65	
2013	Russia		3:20.19
	Yuliya Gushchina	leg 1/51.0e	
	Tatyana Firova	leg 2/49.6e	
	Kseniya Ryzhova	leg 3/50.23	
	Antonina Krivoshapka	leg 4/49.40	
	Natalya Antyukh	1h2-leg 3/50.78	

IAAF WORLD INDOOR CHAMPIONSHIPS

Venues - 1987: Indianapolis (6-8 Mar); 1989: Budapest (3-5 Mar); 1991: Sevilla (8-10 Mar); 1993: Toronto (12-14 Mar); 1995: Barcelona (10-12 Mar); 1997: Paris (7-9 Mar); 1999: Maebashi (5-7 Mar); 2001: Lisboa (9-11 Mar); 2003: Birmingham (14-16 Mar); 2004: Budapest (5-7 Mar); 2006: Moskva (10-12 Mar); 2008: Valencia (7-9 Mar); 2010: Doha (12-14 Mar); 2012: Istanbul (9-11 Mar)

MEN

60 Metres

1987	Lee McRae	USA	6.50
------	-----------	-----	------

1989	Andrés Simón	CUB	6.52
1991	Andre Cason	USA	6.54
1993	Bruny Surin	CAN	6.50
1995	Bruny Surin	CAN	6.46
1997	Haris Papadias	GRE	6.50
1999	Maurice Greene	USA	6.42
2001	Tim Harden	USA	6.44
2003	Justin Gatlin	USA	6.46
2004	Jason Gardener	GBR	6.49
2006	Leonard Scott	USA	6.50
2008	Olusoji Fasuba	NGR	6.51
2010	Dwain Chambers	GBR	6.48
2012	Justin Gatlin	USA	6.46

200 Metres (discontinued after 2004)

1987	Kirk Baptiste	USA	20.73
1989	John Regis	GBR	20.54
1991	Nikolay Antonov	BUL	20.67
1993	James Trapp	USA	20.63
1995	Geir Moen	NOR	20.58
1997	Kevin Little	USA	20.40
1999	Frankie Fredericks	NAM	20.10
2001	Shawn Crawford	USA	20.63
2003	Marlon Devonish	GBR	20.62
2004	Dominic Demeritte	BAH	20.66

400 Metres

1987	Antonio McKay	USA	45.98
1989	Antonio McKay	USA	45.59
1991	Devon Morris	JAM	46.17
1993	Butch Reynolds	USA	45.26
1995	Darnell Hall	USA	46.17
1997	Sunday Bada	NGR	45.51
1999	Jamie Baulch	GBR	45.73
2001	Daniel Caines	GBR	46.40
2003	Tyree Washington	USA	45.34
2004	Alleyne Francique	GRN	45.88
2006	Alleyne Francique	GRN	45.54
2008	Tyler Christopher	CAN	45.67
2010	Chris Brown	BAH	45.96
2012	Nery Brenes	CRC	45.11

800 Metres

1987	José Luiz Barbosa	BRA	1:47.49
1989	Paul Ereng	KEN	1:44.84
1991	Paul Ereng	KEN	1:47.08
1993	Tom McKean	GBR	1:47.29
1995	Clive Terrelonge	JAM	1:47.30
1997	Wilson Kipketer	DEN	1:42.67
1999	Johan Botha	RSA	1:45.47
2001	Yuriy Borzakovski	RUS	1:44.49
2003	David Krummenacker	USA	1:45.69
2004	Mbulaeni Mulaudzi	RSA	1:45.71
2006	Wilfred Bungei	KEN	1:47.15
2008	Abubaker Kaki	SUD	1:44.81
2010	Abubaker Kaki	SUD	1:46.23
2012	Mohammed Aman	ETH	1:48.36

1500 Metres

1987	Marcus O'Sullivan	IRL	3:39.04
1989	Marcus O'Sullivan	IRL	3:36.64
1991	Nouredine Morceli	ALG	3:41.57
1993	Marcus O'Sullivan	IRL	3:45.00
1995	Hicham El Guerrouj	MAR	3:44.54
1997	Hicham El Guerrouj	MAR	3:35.31
1999	Haile Gebrselassie	ETH	3:33.77
2001	Rui Silva	POR	3:51.06
2003	Driss Maazouzi	FRA	3:42.59

2004	Paul Korir	KEN	3:52.31
2006	Ivan Heshko	UKR	3:42.08
2008	Deresse Mekonnen	ETH	3:38.23
2010	Deresse Mekonnen	ETH	3:41.86
2012	Abdalaati Iguider	MAR	3:45.21

3000 Metres

1987	Frank O'Mara	IRL	8:03.32
1989	Saïd Aouita	MAR	7:47.94
1991	Frank O'Mara	IRL	7:41.14
1993	Gennaro Di Napoli	ITA	7:50.26
1995	Gennaro Di Napoli	ITA	7:50.89
1997	Haile Gebrselassie	ETH	7:34.71
1999	Haile Gebrselassie	ETH	7:53.57
2001	Hicham El Guerrouj	MAR	7:37.74
2003	Haile Gebrselassie	ETH	7:40.97
2004	Bernard Lagat	KEN	7:56.34
2006	Kenenisa Bekele	ETH	7:39.32
2008	Tariku Bekele	ETH	7:48.23
2010	Bernard Lagat	USA	7:37.97
2012	Bernard Lagat	USA	7:41.44

60 Metres Hurdles

1987	Tonie Campbell	USA	7.51
1989	Roger Kingdom	USA	7.43
1991	Greg Foster	USA	7.45
1993	Mark McKoy	CAN	7.41
1995	Allen Johnson	USA	7.39
1997	Anier García	CUB	7.48
1999	Colin Jackson	GBR	7.38
2001	Terrence Trammell	USA	7.51
2003	Allen Johnson	USA	7.47
2004	Allen Johnson	USA	7.36
2006	Terrence Trammell	USA	7.43
2008	Liu Xiang	CHN	7.46
2010	Dayron Robles	CUB	7.34
2012	Aries Merritt	USA	7.44

High Jump

1987	Igor Paklin	URS/KGZ	2.38
1989	Javier Sotomayor	CUB	2.43
1991	Hollis Conway	USA	2.40
1993	Javier Sotomayor	CUB	2.41
1995	Javier Sotomayor	CUB	2.38
1997	Charles Austin	USA	2.35
1999	Javier Sotomayor	CUB	2.36
2001	Stefan Holm	SWE	2.32
2003	Stefan Holm	SWE	2.35
2004	Stefan Holm	SWE	2.35
2006	Yaroslav Rybakov	RUS	2.37
2008	Stefan Holm	SWE	2.36
2010	Ivan Ukhov	RUS	2.36
2012	Dimítrios Hondrokoúkis	GRE	2.33

Pole Vault

1987	Sergey Bubka	URS/UKR	5.85
1989	Rodion Gataullin	URS/UZB	5.85
1991	Sergey Bubka	URS/UKR	6.00
1993	Rodion Gataullin	RUS	5.90
1995	Sergey Bubka	UKR	5.90
1997	Igor Potapovich	KAZ	5.90
1999	Jean Galfione	FRA	6.00
2001	Lawrence Johnson	USA	5.95
2003	Tim Lobinger	GER	5.80
2004	Igor Pavlov	RUS	5.80
2006	Brad Walker	USA	5.80
2008	Yevgeniy Lukyanenko	RUS	5.90
2010	Steven Hooker	AUS	6.01
2012	Renaud Lavillenie	FRA	5.95

Long Jump

1987	Larry Myricks	USA	8.23
1989	Larry Myricks	USA	8.37
1991	Dietmar Haaf	GER	8.15
1993	Iván Pedroso	CUB	8.23
1995	Iván Pedroso	CUB	8.51
1997	Iván Pedroso	CUB	8.51
1999	Iván Pedroso	CUB	8.62
2001	Iván Pedroso	CUB	8.43
2003	Dwight Phillips	USA	8.29
2004	Savanté Stringfellow	USA	8.40
2006	Ignisious Gaisah	GHA	8.30
2008	Khotso Mokoena	RSA	8.08
2010	Fabrice Lapierre	AUS	8.17
2012	Mauro da Silva	BRA	8.23

Triple Jump

1987	Mike Conley	USA	17.54
1989	Mike Conley	USA	17.65
1991	Igor Lapshin	URS/BLR	17.31
1993	Pierre Camara	FRA	17.59
1995	Brian Wellman	BER	17.72
1997	Yoel García	CUB	17.30
1999	Charles Friedek	GER	17.18
2001	Paolo Camossi	ITA	17.32
2003	Christian Olsson	SWE	17.70
2004	Christian Olsson	SWE	17.83
2006	Walter Davis	USA	17.73
2008	Phillips Idowu	GBR	17.75
2010	Teddy Tamgho	FRA	17.90
2012	Will Claye	USA	17.70

Shot Put

1987	Ulf Timmermann	GDR	22.24
1989	Ulf Timmermann	GDR	21.75
1991	Werner Günthör	SUI	21.17
1993	Mike Stulce	USA	21.27
1995	Mika Halvari	FIN	20.74
1997	Yuriy Belonog	UKR	21.02
1999	Aleksandr Bagach	UKR	21.41
2001	John Godina	USA	20.82
2003	Manuel Martínez	ESP	21.24
2004	Christian Cantwell	USA	21.49
2006	Reese Hoffa	USA	22.11
2008	Christian Cantwell	USA	21.77
2010	Christian Cantwell	USA	21.83
2012	Ryan Whiting	USA	22.00

Heptathlon

1995	Christian Plaziat	FRA	6246
1997	Robert Změlík	CZE	6228
1999	Sebastian Chmara	POL	6386
2001	Roman Šebrle	CZE	6420
2003	Tom Pappas	USA	6361
2004	Roman Šebrle	CZE	6438
2006	André Niklaus	GER	6192
2008	Bryan Clay	USA	6371
2010	Bryan Clay	USA	6204
2012	Ashton Eaton	USA	6645

5000 Metres Walk (discontinued after 1993)

1987	Mikhail Shchennikov	URS/RUS	18:27.79
1989	Mikhail Shchennikov	URS/RUS	18:27.10
1991	Mikhail Shchennikov	URS/RUS	18:23.55
1993	Mikhail Shchennikov	RUS	18:32.10

4 x 400 Metres Relay

1991	Germany		3:03.05
	Rico Lieder	leg 1/46.53	
	Jens Carlowitz	leg 2/45.15	
	Karsten Just	leg 3/46.35	
	Thomas Schönlebe	leg 4/45.02	

1993	United States		3:04.20
	Darnell Hall	leg 1/46.38	
	Brian Irvin	leg 2/45.68	
	Jason Rouser	leg 3/46.62	
	Mark Everett	leg 4/45.52	
1995	United States		3:07.37
	Rod Tolbert	leg 1/47.33	
	Calvin Davis	leg 2/46.16	
	Tod Long	leg 3/47.50	
	Frankie Atwater	leg 4/46.38	
1997	United States		3:04.93
	Jason Rouser	leg 1/46.78	
	Mark Everett	leg 2/45.94	
	Sean Maye	leg 3/46.02	
	Deon Minor	leg 4/46.19	
1999	United States		3:02.83
	Andre Morris	leg 1/45.85	
	Dameon Johnson	leg 2/46.18	
	Deon Minor	leg 3/46.05	
	Milton Campbell	leg 4/44.75	
	<i>Khadevis Robinson</i>	<i>1h2-leg 4/46.69</i>	
2001	Poland		3:04.47
	Piotr Rysiukiewicz	leg 1/46.47	
	Piotr Haczek	leg 2/45.99	
	Jacek Bocian	leg 3/46.43	
	Robert Maćkowiak	leg 4/45.58	
2003	Jamaica		3:04.21
	Leroy Colquhoun	leg 1/46.69	
	Danny McFarlane	leg 2/46.45	
	Michael Blackwood	leg 3/45.83	
	Davian Clarke	leg 4/45.24	
	<i>Kemel Thompson</i>	<i>1h1-leg 3/47.04</i>	
2004	Jamaica		3:05.21
	Greg Haughton	leg 1/46.42	
	Leroy Colquhoun	leg 2/46.36	
	Michael McDonald	leg 3/46.49	
	Davian Clarke	leg 4/45.94	
	<i>Richard James</i>	<i>1h2-leg 1/48.13</i>	
	<i>Sanjay Ayre</i>	<i>1h2-leg 2/47.31</i>	
2006	United States	USA	3:03.24
	Tyree Washington	leg 1/45.71	
	LaShawn Merritt	leg 2/45.65	
	Milton Campbell	leg 3/45.76	
	Wallace Spearmon	leg 4/46.12	
	<i>James Davis</i>	<i>1h2-leg 1/46.70</i>	
	<i>Obra "O. J." Hogans</i>	<i>1h2-leg 2/45.46</i>	
2008	United States		3:06.79
	James Davis	leg 1/47.42	
	Jamaal Torrance	leg 2/45.73	
	Greg Nixon	leg 3/46.99	
	Kelly Willie	leg 4/46.65	
	<i>Joel Stallworth</i>	<i>1h1-leg 3/47.01</i>	
2010	United States		3:03.40
	Jamaal Torrance	leg 1/45.75	
	Greg Nixon	leg 2/46.04	
	Tavaris Tate	leg 3/45.41	
	<i>Bershawn Jackson</i>	<i>leg 4/46.20</i>	
	<i>LeJerald Betters</i>	<i>1h1-leg 2/46.66</i>	
	<i>Kerron Clement</i>	<i>1h1-leg 4/46.82</i>	
2012	United States		3:03.94
	Frankie Wright	leg 1/46.54	
	Calvin Smith	leg 2/45.69	
	Manteo Mitchell	leg 3/45.71	
	Gil Roberts	leg 4/46.00	
	<i>Jamaal Torrance</i>	<i>1h1-leg 2/46.67</i>	
	<i>Quentin Iglehart-Summers</i>	<i>1h1-leg 4/46.84</i>	

WOMEN**60 Metres**

1987	Nelli Cooman	NED	7.08
1989	Nelli Cooman	NED	7.05
1991	Irina Sergeyeva	URS/RUS	7.02
1993	Gail Devers	USA	6.95
1995	Merlene Ottey	JAM	6.97
1997	Gail Devers	USA	7.06
1999	Katerina Thanou	GRE	6.96

2001	Chandra Sturup	BAH	7.05
2003	Angela Williams	USA	7.16
2004	Gail Devers	USA	7.08
2006	Me'Lisa Barber	USA	7.01
2008	Angela Williams	USA	7.06
2010	Veronica Campbell-Brown	JAM	7.00
2012	Veronica Campbell-Brown	JAM	7.01

200 Metres (discontinued after 2004)

1987	Heike Drechsler	GDR	22.27
1989	Merlene Ottey	JAM	22.34
1991	Merlene Ottey	JAM	22.24
1993	Irina Privalova	RUS	22.15
1995	Melinda Gainsford	AUS	22.64
1997	Katerína Kóffa	GRE	22.76
1999	Ionela Tirlea	ROU	22.39
2001	Juliet Campbell	JAM	22.64
2003	Muriel Hurtis	FRA	22.54
2004	Natalya Safronnikova	BLR	23.13

400 Metres

1987	Sabine Busch	GDR	51.66
1989	Helga Arendt	FRG	51.52
1991	Diane Dixon	USA	50.64
1993	Sandie Richards	JAM	50.93
1995	Irina Privalova	RUS	50.23
1997	Jearl Miles Clark	USA	50.96
1999	Grit Breuer	GER	50.80
2001	Sandie Richards	JAM	51.04
2003	Natalya Nazarova	RUS	50.83
2004	Natalya Nazarova	RUS	50.19
2006	Olesya Krasnomovets	RUS	50.04
2008	Olesya Zykina	RUS	51.09
2010	Debbie Dunn	USA	51.04
2012	Sanya Richards-Ross	USA	50.79

800 Metres

1987	Christine Wachtel	GDR	2:01.32
1989	Christine Wachtel	GDR	1:59.24
1991	Christine Wachtel	GER	2:01.51
1993	Maria Mutola	MOZ	1:57.55
1995	Maria Mutola	MOZ	1:57.62
1997	Maria Mutola	MOZ	1:58.96
1999	Ludmila Formanová	CZE	1:56.90
2001	Maria Mutola	MOZ	1:59.74
2003	Maria Mutola	MOZ	1:58.94
2004	Maria Mutola	MOZ	1:58.50
2006	Maria Mutola	MOZ	1:58.90
2008	Tamsyn Lewis	AUS	2:02.57
2010	Mariya Savinova	RUS	1:58.26
2012	Pamela Jelimo	KEN	1:58.83

1500 Metres

1987	Doina Melinte	ROU	4:05.68
1989	Doina Melinte	ROU	4:04.79
1991	Lyudmila Rogachova	URS/RUS	4:05.09
1993	Yekaterina Podkopayeva	RUS	4:09.29
1995	Regina Jacobs	USA	4:12.61
1997	Yekaterina Podkopayeva	RUS	4:05.19
1999	Gabriela Szabo	ROU	4:03.23
2001	Hasna Benhassi	MAR	4:10.83
2003	Regina Jacobs	USA	4:01.67
2004	Kutre Dulecha	ETH	4:06.40
2006	Yuliya Chizhenko	RUS	4:04.70
2008	Gelete Burka	ETH	3:59.75
2010	Kalkidan Gezahegne	ETH	4:08.14
2012	Genzebe Dibaba	ETH	4:05.78

3000 Metres

1987	Tatyana Samolenko	URS/UKR	8:46.52
1989	Ely van Hulst	NED	8:33.82

1991	Marie-Pierre Duros	FRA	8:50.69
1993	Yvonne Murray	GBR	8:50.55
1995	Gabriela Szabo	ROU	8:54.50
1997	Gabriela Szabo	ROU	8:45.75
1999	Gabriela Szabo	ROU	8:36.42
2001	Olga Yegorova	RUS	8:37.48
2003	Berhane Adere	ETH	8:40.25
2004	Meseret Defar	ETH	9:11.22
2006	Meseret Defar	ETH	8:38.80
2008	Meseret Defar	ETH	8:38.79
2010	Meseret Defar	ETH	8:51.17
2012	Hellen Obiri	KEN	8:37.16

60 Metres Hurdles

1987	Cornelia Oschkenat	GDR	7.82
1989	Yelizaveta Chernyshova	URS/RUS	7.82
1991	Lyudmila Narozhilenko	URS/RUS	7.88
1993	Julie Baumann	SUI	7.96
1995	Aliuska López	CUB	7.92
1997	Michelle Freeman	JAM	7.82
1999	Olga Shishigina	KAZ	7.86
2001	Anjanette Kirkland	USA	7.85
2003	Gail Devers	USA	7.81
2004	Perdita Felicien	CAN	7.75
2006	Derval O'Rourke	IRL	7.84
2008	Lolo Jones	USA	7.80
2010	Lolo Jones	USA	7.72
2012	Sally Pearson	AUS	7.73

High Jump

1987	Stefka Kostadinova	BUL	2.05
1989	Stefka Kostadinova	BUL	2.02
1991	Heike Henkel	GER	2.00
1993	Stefka Kostadinova	BUL	2.02
1995	Alina Astafei	GER	2.01
1997	Stefka Kostadinova	BUL	2.02
1999	Khristina Kalcheva	BUL	1.99
2001	Kajsa Bergqvist	SWE	2.00
2003	Kajsa Bergqvist	SWE	2.01
2004	Yelena Slesarenko	RUS	2.04
2006	Yelena Slesarenko	RUS	2.02
2008	Blanka Vlašić	CRO	2.03
2010	Blanka Vlašić	CRO	2.00
2012	Chaunté Lowe	USA	1.98

Pole Vault

1997	Stacy Dragila	USA	4.40
1999	Nastja Ryshich	GER	4.50
2001	Pavla Hamáčková	CZE	4.56
2003	Svetlana Feofanova	RUS	4.80
2004	Yelena Isinbaeva	RUS	4.86
2006	Yelena Isinbaeva	RUS	4.80
2008	Yelena Isinbaeva	RUS	4.75
2010	Fabiana Murer	BRA	4.80
2012	Yelena Isinbaeva	RUS	4.80

Long Jump

1987	Heike Drechsler	GDR	7.10
1989	Galina Chistyakova	URS/RUS	6.98
1991	Larisa Berezhnaya	URS/UKR	6.84
1993	Marieta Ilcu	ROU	6.84
1995	Lyudmila Galkina	RUS	6.95
1997	Fiona May	ITA	6.86
1999	Tatyana Kotova	RUS	6.86
2001	Dawn Burrell	USA	7.03
2003	Tatyana Kotova	RUS	6.84
2004	Tatyana Lebedeva	RUS	6.98
2006	Tianna Madison	USA	6.80
2008	Naide Gomes	POR	7.00

2010	Brittney Reese	USA	6.70
2012	Brittney Reese	USA	7.23

Triple Jump

1993	Inessa Kravets	UKR	14.47
1995	Iolanda Chen	RUS	15.03
1997	Inna Lasovskaya	RUS	15.01
1999	Ashia Hansen	GBR	15.02
2001	Tereza Marinova	BUL	14.91
2003	Ashia Hansen	GBR	15.01
2004	Tatyana Lebedeva	RUS	15.36
2006	Tatyana Lebedeva	RUS	14.95
2008	Yargelis Savigne	CUB	15.05
2010	Olga Rypakova	KAZ	15.14
2012	Yamilé Aldama	GBR	14.82

Shot Put

1987	Natalya Lisovskaya	URS/RUS	20.52
1989	Claudia Losch	FRG	20.45
1991	Sui Xinmei	CHN	20.54
1993	Svetlana Krivelyova	RUS	19.57
1995	Kathrin Neimke	GER	19.40
1997	Vita Pavlysh	UKR	20.00
1999	Svetlana Krivelyova	RUS	19.08
2001	Larisa Peleshenko	RUS	19.84
2003	Irina Korzhanenko	RUS	20.55
2004	Svetlana Krivelyova	RUS	19.90
2006	Natallia Khoroneko	BLR	19.84
2008	Valerie Vili	NZL	20.19
2010	Nadezhda Ostapchuk	BLR	20.85
2012	Valerie Vili/Adams	NZL	20.54

Pentathlon

1995	Svetlana Moskalets	RUS	4834
1997	Sabine Braun	GER	4780
1999	DeDee Nathan	USA	4753
2001	Natalya Sazanovich	BLR	4850
2003	Carolina Klüft	SWE	4933
2004	Naide Gomes	POR	4759
2006	Lyudmila Blonska	UKR	4685
2008	Tia Hellebaut	BEL	4867
2010	Jessica Ennis	GBR	4937
2012	Nataliya Dobrynska	UKR	5013

3000 Metres Walk (discontinued after 1993)

1987	Olga Krishtop	URS/RUS	12:05.49
1989	Kerry Saxby	AUS	12:01.65
1991	Beate Anders	GER	11:50.90
1993	Yelena Nikolayeva	RUS	11:49.73

4 x 400 Metres Relay

1991	Germany		3:27.22
	Sandra Seuser	leg 1/53.4	
	Kathrin Schreiter	leg 2/51.7	
	Annett Hesselbarth	leg 3/51.8	
	Grit Breuer	leg 4/50.4	
1993	Jamaica		3:32.32
	Deon Hemmings	leg 1/53.9	
	Beverley Grant	leg 2/53.9	
	Cathy Rattray-Williams	leg 3/52.8	
	Sandie Richards	leg 4/51.7	
1995	Russia		3:29.29
	Tatyana Chebykina	leg 1/52.67	
	Yelena Ruzina	leg 2/52.68	
	Yekaterina Kulikova	leg 3/51.62	
	Svetlana Goncharenko	leg 4/51.32	
1997	Russia		3:26.84
	Tatyana Chebykina	leg 1/52.97	
	Svetlana Goncharenko	leg 2/51.28	
	Olga Kotlyarova	leg 3/51.45	
	Tatyana Alekseyeva	leg 4/51.14	

	<i>Natalya Sharova</i>	<i>1h2-leg 2/52.07</i>	
	<i>Yekaterina Bakhvalova</i>	<i>1h2-leg 3/53.67</i>	
1999	Russia		3:24.25
	Tatyana Chebykina	leg 1/51.68	
	Svetlana Goncharenko	leg 2/50.30	
	Olga Kotlyarova	leg 3/50.77	
	Natalya Nazarova	leg 4/51.50	
2001	Russia		3:30.00
	Yuliya Nosova	leg 1/53.41	
	Olesya Zykina	leg 2/52.04	
	Yuliya Sotnikova	leg 3/53.77	
	Olga Kotlyarova	leg 4/50.78	
2003	Russia		3:28.45
	Natalya Antyukh	leg 1/51.57	
	Yuliya Pechonkina	leg 2/51.77	
	Olesya Zykina	leg 3/52.86	
	Natalya Nazarova	leg 4/52.25	
2004	Russia		3:23.88
	Olesya Krasnomovets	leg 1/51.37	
	Olga Kotlyarova	leg 2/50.12	
	Tatyana Levina	leg 3/52.50	
	Natalya Nazarova	leg 4/49.89	
	<i>Olesya Zykina</i>	<i>2h1-leg 1/51.88</i>	
	<i>Natalya Antyukh</i>	<i>2h1-leg 4/54.68</i>	
2006	Russia		3:24.91
	Tatyana Levina	leg 1/51.63	
	Natalya Nazarova	leg 2/51.21	
	Olesya Krasnomovets	leg 3/50.69	
	Natalya Antyukh	leg 4/51.38	
	Yuliya Gushchina	1h1-leg 1/51.62	
	Tatyana Veshkurova	1h1-leg 2/52.27	
2008	Russia		3:28.17
	Yuliya Gushchina	leg 1/52.56	
	Tatyana Levina	leg 2/52.37	
	Natalya Nazarova	leg 3/52.54	
	Olesya Zykina	leg 4/50.90	
2010	United States		3:27.34
	Debbie Dunn	leg 1/51.21	
	Deedee Trotter	leg 2/52.54	
	Natasha Hastings	leg 3/52.67	
	Allyson Felix	leg 4/50.92	
2012	Great Britain & NI		3:28.76
	Shana Cox	leg 1/52.82	
	Nicola Sanders	leg 2/52.48	
	Christine Ohuruogu	leg 3/51.98	
	Perri Shakes-Drayton	leg 4/51.48	

IAAF WORLD JUNIOR CHAMPIONSHIPS

Venues - 1986: Athína (16-20 Jul); 1988: Sudbury (27-31 Jul); 1990: Plovdiv (8-12 Aug); 1992: Seoul (16-20 Sep); 1994: Lisboa (19-24 Jul); 1996: Sydney (20-25 Aug); 1998: Anney (28 Jul-2 Aug); 2000: Santiago de Chile (17-22 Oct); 2002: Kingston (16-21 Jul); 2004: Grosseto (12-18 Jul); 2006: Beijing (15-20 Aug); 2008: Bydgoszcz (8-13 Jul); 2010: Moncton (20-25 Jul); 2012: Barcelona (10-15 Jul)

MEN

100 Metres

1986	Derrick Florence	USA	10.17
1988	Andre Cason	USA	10.22
1990	Davidson Ezinwa	NGR	10.17
1992	Ato Boldon	TTO	10.30
1994	Deji Aliu	NGR	10.21
1996	Francis Obikwelu	NGR	10.21
1998	Christian Malcolm	GBR	10.12
2000	Mark Lewis-Francis	GBR	10.12
2002	Darrel Brown	TTO	10.09
2004	Ivory Williams	USA	10.29
2006	Harry Aikines-Aryeetey	GBR	10.37

2008	Dexter Lee	JAM	10.40
2010	Dexter Lee	JAM	10.21
2012	Adam Gemili	GBR	10.05

200 Metres

1986	Stanley Kerr	USA	20.74
1988	Kevin Braunskill	USA	20.87w
1990	Aleksandr Goremykin	URS/RUS	20.47
1992	Ato Boldon	TTO	20.63
1994	Tony Wheeler	USA	20.62
1996	Francis Obikwelu	NGR	20.47
1998	Christian Malcolm	GBR	20.44
2000	Paul Gorries	RSA	20.64
2002	Usain Bolt	JAM	20.61
2004	Andrew Howe	ITA	20.28
2006	Marek Niit	EST	20.96
2008	Christophe Lemaitre	FRA	20.83
2010	Shota Iizuka	JPN	20.67
2012	Delano Williams	TKS	20.48

400 Metres

1986	Miles Murphy	AUS	45.64
1988	Tomasz Jedrusik	POL	46.19
1990	Chris Nelloms	USA	45.43
1992	Deon Minor	USA	45.75
1994	Michael McDonald	JAM	45.83
1996	Obea Moore	USA	45.27
1998	Nduka Awazie	NGR	45.54
2000	Hamdan Al-Bishi	KSA	44.66
2002	Darold Williamson	USA	45.37
2004	LaShawn Merritt	USA	45.25
2006	Renny Quow	TTO	45.74
2008	Marcus Boyd	USA	45.53
2010	Kirani James	GRN	45.89
2012	Luguelín Santos	DOM	44.85

800 Metres

1986	David Sharpe	GBR	1:48.32
1988	Jonah Birir	KEN	1:50.03
1990	Desta Asgedom	ETH	1:46.35
1992	Benson Koech	KEN	1:44.77
1994	Paul Byrne	AUS	1:47.42
1996	Joseph Mutua	KEN	1:48.21
1998	William Chirchir	KEN	1:47.23
2000	Nicholas Wachira	KEN	1:47.16
2002	Alex Kipchirchir	KEN	1:46.59
2004	Majid Saeed Sultan	QAT	1:47.33
2006	David Rudisha	KEN	1:47.40
2008	Abubaker Kaki	SUD	1:45.60
2010	David Mutua	KEN	1:46.41
2012	Nijel Amos	BOT	1:43.79

1500 Metres

1986	Wilfred Kirochi	KEN	3:44.62
1988	Wilfred Kirochi	KEN	3:46.52
1990	Moses Kiptanui	KEN	3:38.32
1992	Atoi Boru	KEN	3:37.94
1994	Julius Achon	UGA	3:39.78
1996	Shadrack Langat	KEN	3:38.96
1998	Adil Kaouch	MAR	3:42.43
2000	Cornelius Chirchir	KEN	3:38.80
2002	Yassine Bensghir	MAR	3:40.72
2004	Reda Iguider	MAR	3:35.53
2006	Remi Limo	KEN	3:40.44
2008	Imad Touil	ALG	3:47.40
2010	Caleb Ndiku	KEN	3:37.30
2012	Hamza Driouch	QAT	3:39.04

5000 Metres

1986	Peter Chumba	KEN	13:55.25
------	--------------	-----	----------

1988	Henry Kirui	KEN	13:54.29
1990	Fita Bayissa	ETH	13:42.59
1992	Haile Gebrselassie	ETH	13:36.06
1994	Daniel Komen	KEN	13:45.37
1996	Assefa Mezegebu	ETH	13:35.30
1998	Million Wolde	ETH	13:47.49
2000	Gordon Mugi	KEN	13:44.93
2002	Hillary Chenonge	KEN	13:28.30
2004	Augustine Choge	KEN	13:28.93
2006	Tariku Bekele	ETH	13:31.34
2008	Abreham Cherkos	ETH	13:08.57
2010	David Bett	KEN	13:23.76
2012	Muktar Edris	ETH	13:38.95

10,000 Metres

1986	Peter Chumba	KEN	28:44.00
1988	Addis Abebe	ETH	28:42.13
1990	Richard Chelimo	KEN	28:18.57
1992	Haile Gebrselassie	ETH	28:03.99
1994	Daniel Komen	KEN	28:29.74
1996	Assefa Mezegebu	ETH	28:27.78
1998	Benson Barus	KEN	29:24.28
2000	Robert Kipchumba	KEN	28:54.37
2002	Gebre-egziabher Gebremariam	ETH	29:02.71
2004	Boniface Kiprop	UGA	28:03.77
2006	Ibrahim Jeylan	ETH	28:53.29
2008	Josphat Bett	KEN	27:30.85
2010	Dennis Masai	KEN	27:53.88
2012	Yigrem Demelash	ETH	28:16.07

20 Kilometres

1986	Tadesse Gebre	ETH	61:32
1988	Zelege Metaferia	ETH	59:27
1990	Cosmas Ndeti	KEN	59:42
1994	Clodoaldo Silva	BRA	63:21

2000 Metres Steeplechase

1986	Juan Azkueta	ESP	5:28.56
------	--------------	-----	---------

3000 Metres Steeplechase

1988	William Chemitei	KEN	8:41.61
1990	Matthew Birir	KEN	8:31.02
1992	Mwangangi Muindi	KEN	8:31.62
1994	Paul Chemase	KEN	8:31.51
1996	Julius Chelule	KEN	8:33.09
1998	Reuben Kosgei	KEN	8:23.76
2000	Raymond Yator	KEN	8:16.34
2002	Michael Kipyego	KEN	8:29.54
2004	Ronald Kipchumba	KEN	8:23.32
2006	Willy Komen	KEN	8:14.00
2008	Jonathan Ndiku	KEN	8:17.28
2010	Jonathan Ndiku	KEN	8:23.48
2012	Conseslus Kipruto	KEN	8:06.10

110 Metres Hurdles

1986	Colin Jackson	GBR	13.44
1988	Reinaldo Quintero	CUB	13.71w
1990	Antti Haapakoski	FIN	13.74
1992	Yevgeniy Pechonkin	EUN/RUS	13.87
1994	Frank Busemann	GER	13.47w
1996	Yoel Hernández	CUB	13.83
1998	Stanislav Olijar	LAT	13.51
2000	Yunier Hernández	CUB	13.60
2002	Antwon Hicks	USA	13.42w
2004	Aries Merritt	USA	13.56
2006 ^{99cm}	Artur Noga	POL	13.23
2008 ^{99cm}	Konstantin Shabanov	RUS	13.27
2010 ^{99cm}	Pascal Martinot Lagarde	FRA	13.52
2012 ^{99cm}	Yordan O'Farrill	CUB	13.18

400 Metres Hurdles

1986	Emilio Valle	CUB	50.02
1988	Kelly Carter	USA	49.50
1990	Rohan Robinson	AUS	49.73
1992	Ashraf Saber	ITA	50.02
1994	Gennadiy Gorbenko	UKR	50.56
1996	Mubarak Al-Nubi	QAT	49.07
1998	Periklís Iakovákis	GRE	49.82
2000	Marek Plawgo	POL	49.23
2002	LJ van Zyl	RSA	48.89
2004	Kerron Clement	USA	48.51
2006	Chris Carter	USA	50.08
2008	Jeshua Anderson	USA	48.68
2010	Jehue Gordon	TTO	49.30
2012	Eric Futch	USA	50.24

High Jump

1986	Javier Sotomayor	CUB	2.25
1988	Artur Partyka	POL	2.28
1990	Dragutin Topić	YUG	2.37
1992	Steve Smith	GBR	2.37
1994	Jagan Hames	AUS	2.23
1996	Mark Boswell	CAN	2.24
1998	Alfredo Deza	PER	2.21
2000	Jacques Freitag	RSA	2.24
2002	Andra Manson	USA	2.31
2004	Michael Mason	CAN	2.21
2006	Huang Haiqiang	CHN	2.32
2008	Bogdan Bondarenko	UKR	2.26
2010	Mutaz Essa Barshim	QAT	2.30
2012	Andrei Churyla	BLR	2.24

Pole Vault

1986	Igor Potapovich	URS/KAZ	5.50
1988	István Bagyula	HUN	5.65
1990	Jean Galfione	FRA	5.45
1992	Laurens Looije	NED	5.45
1994	Viktor Chistyakov	RUS	5.60
1996	Paul Burgess	AUS	5.35
1998	Pavel Gerasimov	RUS	5.55
2000	Aleksey Khanafin	RUS	5.30
2002	Maksim Mazuryk	UKR	5.55
2004	Dmitriy Starodubtsev	RUS	5.50
2006	Germán Chiaraviglio	ARG	5.71
2008	Raphael Holzdeppe	GER	5.50
2010	Anton Ivakin	RUS	5.50
2012	Thiago Braz	BRA	5.55

Long Jump

1986	Dietmar Haaf	FRG	7.93
1988	Luis Bueno	CUB	7.99
1990	James Stallworth	USA	8.12
1992	Neil Chance	USA	7.89
1994	Gregor Cankar	SLO	8.04w
1996	Aleksey Lukashevich	UKR	7.91
1998	Petar Dachev	BUL	8.14
2000	Cai Peng	CHN	7.88
2002	Abdulla Al-Waleed	QAT	7.99
2004	Andrew Howe	ITA	8.11
2006	Robert Crowther	AUS	8.00
2008	Marquise Goodwin	USA	7.74
2010	Luvo Manyonga	RSA	7.99
2012	Sergey Morgunov	RUS	8.09

Triple Jump

1986	Igor Parygin	URS/RUS	16.97
1988	Vladimir Melikhov	URS/RUS	16.69
1990	Sergey Bykov	URS/UKR	16.98
1992	Yoelbi Quesada	CUB	17.04

1994	Larry Achike	GBR	16.67w
1996	René Hernández	CUB	16.50
1998	Ionut Punga	ROU	16.94
2000	Marian Oprea	ROU	16.41
2002	David Girat	CUB	16.68
2004	Godfrey Mokoena	RSA	16.77
2006	Benjamin Compaoré	FRA	16.61
2008	Teddy Tamgho	FRA	17.33w
2010	Aleksey Fyodorov	RUS	16.68
2012	Pedro Pablo Pichardo	CUB	16.79

Shot Put

1986	Aleksey Lukashenko	URS/LAT	18.90
1988	Aleksandr Klimentov	URS/UKR	18.92
1990	Viktor Bulat	URS/BLR	19.21
1992	Yuriy Belonog	EUN/UKR	18.46
1994	Adam Nelson	USA	18.34
1996	Ralf Bartels	GER	18.71
1998	Mikuláš Konopka	SVK	18.50
2000	Rutger Smith	NED	19.48
2002 ^{6kg}	Edis Elkasević	CRO	21.47
2004 ^{6kg}	Georgi Ivanov	BUL	20.70
2006 ^{6kg}	Margus Hunt	EST	20.53
2008 ^{6kg}	David Storl	GER	21.08
2010 ^{6kg}	Jacko Gill	NZL	20.76
2012 ^{6kg}	Jacko Gill	NZL	22.20

Discus Throw

1986	Vasil Baklarov	BUL	60.60
1988	Andreas Seelig	GDR	58.60
1990	Ilian Iliev	BUL	58.28
1992	Brian Milne	USA	58.28
1994	Frantz Kruger	RSA	58.22
1996	Casey Malone	USA	56.22
1998	Zoltán Kövágó	HUN	59.36
2000	Hannes Hopley	RSA	59.51
2002 ^{1.75kg}	Wu Tao	CHN	64.51
2004 ^{1.75kg}	Ehsan Haddadi	IRI	62.14
2006 ^{1.75kg}	Margus Hunt	EST	67.32
2008 ^{1.75kg}	Gordon Wolf	GER	62.00
2010 ^{1.75kg}	Andrius Gudzius	LTU	63.78
2012 ^{1.75kg}	Fedrick Dacres	JAM	62.80

Hammer Throw

1986	Vitaliy Alisevich	URS/BLR	72.00
1988	Vadim Kolesnik	URS/UKR	69.52
1990	Andrey Debely	URS/UKR	70.60
1992	Vadim Grabovoy	EUN/UKR	73.00
1994	Szymon Ziółkowski	POL	70.44
1996	Maciej Palyszko	POL	71.24
1998	Olli-Pekka Karjalainen	FIN	72.40
2000	Esref Apak	TUR	69.97
2002 ^{6kg}	Werner Smit	RSA	76.43
2004 ^{6kg}	Andrey Azarenkov	RUS	74.11
2006 ^{6kg}	Yevgeniy Aydamirov	RUS	78.42
2008 ^{6kg}	Walter Henning	USA	76.92
2010 ^{6kg}	Conor McCullough	USA	80.79
2012 ^{6kg}	Ashraf Amjad Al-Saifi	QAT	85.57

Javelin Throw

1986	Vladimir Sasimovich	URS/BLR	78.84
1988	Vladimir Ovchinnikov	URS/RUS	77.08
1990	Tommi Viskari	FIN	73.88
1992	Aki Parviainen	FIN	76.34
1994	Marius Corbett	RSA	77.98
1996	Sergey Voynov	UZB	79.78
1998	David Parker	GBR	72.85
2000	Hardus Pienaar	RSA	78.11

2002	Igor Janik	POL	74.16
2004	Aleksey Tovarnov	RUS	79.38
2006	Robert Oosthuizen	RSA	83.07
2008	Robert Szpak	POL	78.01
2010	Till Wöschler	GER	82.52
2012	Keshorn Walcott	TTO	78.64

Decathlon

1986	Petri Keskitalo	FIN	7623
1988	Michael Kohnle	FRG	7729
1990	Eric Kaiser	FRG	7762
1992	Raúl Duany	CUB	7403
1994	Benjamin Jensen	NOR	7676
1996	Attila Zsivóczky	HUN	7582
1998	Ari Heikkinen	FIN	7476
2000	Dennis Leyckes	GER	7897
2002 ^{jun}	Leonid Andreyev	UZB	7693
2004 ^{jun}	Andrey Kravchenko	BLR	8126
2006 ^{jun}	Arkadiy Vasilyev	RUS	8059
2008 ^{jun}	Jan Felix Knobel	GER	7896
2010 ^{jun}	Kevin Mayer	FRA	7928
2012 ^{jun}	Gunnar Nixon	USA	8018

10,000 Metres Walk

1986	Mikhail Shchennikov	URS/RUS	40:38.01
1988	Alberto Cruz	MEX	41:16.11
1990	Ilya Markov	URS/RUS	39:55.52
1992	Jefferson Pérez	ECU	40:42.66
1994	Jorge Segura	MEX	40:26.93
1996	Francisco Fernández	ESP	40:38.25
1998	Roman Rasskazov	RUS	41:55.95
2000	Cristián Berdeja	MEX	40:56.47
2002	Vladimir Kanaykin	RUS	41:41.40
2004	Andrey Ruzavin	RUS	40:58.15
2006	Bo Xiangdong	CHN	42:50.26
2008	Stanislav Yemelyanov	RUS	39:35.01
2010	Valeriy Filipchuk	RUS	40:43.17
2012	Eider Arévalo	COL	40:09.74

4 x 100 Metres Relay

1986	Great Britain & NI		39.80
	Jamie Henderson	leg 1	
	Philip Goedluck	leg 2	
	David Kirton	leg 3	
	Jon Ridgeon	leg 4	
1988	United States		39.27
	Kevin Braunskill	leg 1	
	Quincy Watts	leg 2	
	Andre Cason	leg 3	
	Terrance Warren	leg 4	
1990	United States		39.13
	Chris Nelloms	leg 1	
	Rodney Bridges	leg 2	
	Reginald Harris	leg 3	
	James Stallworth	leg 4	
1992	Great Britain & NI		39.21
	Allyn Condon	leg 1	
	Darren Campbell	leg 2	
	Jamie Baulch	leg 3	
	Jason Fergus	leg 4	
1994	Great Britain & NI		39.60
	Jason Gardener	leg 1	
	Julian Golding	leg 2	
	Ian Mackie	leg 3	
	Trevor Cameron	leg 4	
	Marlon Devonish	1h3-leg 2	
	Kevin Mark	1h3-leg 3	
1996	United States		39.36
	Vince Williams	leg 1	
	Jerome Davis	leg 2	
	Obea Moore	leg 3	
	Lawrence Armstrong	leg 4	

1998	Jamaica		39.70
	Steve Slowly	leg 1	
	Collin Thomas	leg 2	
	Paul Thompson	leg 3	
	Roy Bailey	leg 4	
2000	Great Britain & NI		39.05
	Tyrone Edgar	leg 1	
	Dwayne Grant	leg 2	
	Tim Benjamin	leg 3	
	Mark Lewis-Francis	leg 4	
2002	United States		38.92
	Ashton Collins	leg 1	
	Wes Felix	leg 2	
	Ivory Williams	leg 3	
	Willie Hordge	leg 4	
2004	United States		38.66
	David Kimmons	leg 1	
	Demi Omole	leg 2	
	Ivory Williams	leg 3	
	LaShawn Merritt	leg 4	
2006	Jamaica		39.05
	Winston Barnes	leg 1	
	Remaldo Rose	leg 2	
	Cawayne Jervis	leg 3	
	Yohan Blake	leg 4	
2008	United States		38.98
	Dante Sales	leg 1	
	Antonio Sales	leg 2	
	Marquise Goodwin	leg 3	
	Terrell Wilks	leg 4	
2010	United States		38.93
	Mike Granger	leg 1	
	Charles Silmon	leg 2	
	Eric Harris	leg 3	
	Oliver Bradwell	leg 4	
	Joeal Hotchkins	1h2-leg 3	
	Marvin Bracy	1h2-leg 4	
2012	United States		38.67
	Tyreek Hill	leg 1	
	Aldrich Bailey	leg 2	
	Arthur Delaney	leg 3	
	Aaron Ernest	leg 4	
	Cameron Burrell	1h2-leg 1	
	Arman Hall	1h2-leg 3	

4 x 400 Metres Relay

1986	United States		3:01.90
	Clifton Campbell	leg 1/45.77	
	Chip Rish	leg 2/45.60	
	Percy Waddle	leg 3/45.92	
	William Reed	leg 4/44.61	
	Clois Carter	1h3-leg 1	
1988	United States		3:05.09
	Jesse Carr	leg 1	
	Chris Nelloms	leg 2	
	Jerome Williams	leg 3	
	Ralph Carrington	leg 4	
1990	United States		3:02.26
	Derek Mills	leg 1	
	Marvin Samuels	leg 2	
	Reginald Harris	leg 3	
	Chris Nelloms	leg 4	
1992	United States		3:06.11
	William Porter	leg 1/47.2	
	Milton Mallard	leg 2/46.8	
	Regan Nichols	leg 3/46.51	
	Deon Minor	leg 4/45.60	
1994	United States		3:03.32
	Desmond Johnson	leg 1/47.3	
	Anthony Wheeler	leg 2/45.4	
	Milton Campbell	leg 3/45.20	
	Ramon Clay	leg 4/45.45	
	Tyrell Harrison	2h3-leg 3/46.80	
1996	United States		3:03.65
	Desmond Johnson	leg 1/46.0	
	Jerome Davis	leg 2/44.7	

	Robin Martin	leg 3/47.51	
	Obea Moore	leg 4/45.49	
1998	Australia		3:04.74
	Daniel McFarlane	leg 1/47.0	
	Daniel Batman	leg 2/46.2	
	Scott Thom	leg 3/46.36	
	Casey Vincent	leg 4/45.17	
	<i>Bryce Barnwell</i>	2h1-leg 3/47.15	
2000	Jamaica		3:06.06
	Sékou Clarke	leg 1/47.9	
	Aldwyn Sappleton	leg 2/46.1	
	Pete Coley	leg 3/46.78	
	Brandon Simpson	leg 4/45.26	
	<i>Dwayne Barrett</i>	3h2-leg 3/47.73	
2002	United States		3:03.71
	Kenneth Ferguson	leg 1/47.1	
	Darold Williamson	leg 2/45.0	
	Ashton Collins	leg 3/46.11	
	Jonathan Fortenberry	leg 4/45.55	
	<i>Bershawn Jackson</i>	1h1-leg 3/45.78	
2004	United States		3:01.09
	Brandon Johnson	leg 1/45.2	
	LaShawn Merritt	leg 2/44.8	
	Jason Craig	leg 3/46.2	
	Kerron Clement	leg 4/44.8	
	<i>Keith Hinnant</i>	1h2-leg 1/46.7	
	<i>Anthony Ramirez</i>	1h2-leg 3/46.6	
2006	United States		3:03.76
	Quentin Iglehart-Summers	leg 1	
	Justin Oliver	leg 2	
	Bryshon Nellum	leg 3/46.16	
	Chris Carter	leg 4/45.72	
	<i>Calvin Smith</i>	1h1-leg 1	
	<i>Rodney Lockhart</i>	1h1-leg 2	
2008	United States		3:03.86
	Marcus Boyd	leg 1/46.3e	
	Bryan Miller	leg 2/46.1e	
	O'Neal Wilder	leg 3/45.31	
	Jeshua Anderson	leg 4/46.18	
	<i>Ryan Bailey</i>	1h3-leg 3/46.11	
	<i>Christian Taylor</i>	1h3-leg 4/46.24	
2010	United States		3:04.76
	Josh Mance	leg 1/46.7e	
	Errol Nolan	leg 2/45.5e	
	David Verburg	leg 3/46.73	
	Michael Berry	leg 4/45.79	
	<i>Blake Heriot</i>	1h3-leg 1/47.4e	
	<i>Josh Edmonds</i>	1h3-leg 3/46.43	
2012	United States		3:03.99
	Quincy Downing	leg 1/46.2e	
	Aldrich Bailey	leg 2/45.6e	
	Chidi Okezie	leg 3/46.38	
	Arman Hall	leg 4/45.82	
	<i>Eric Futch</i>	1h2-leg 2/46.9e	

WOMEN

100 Metres

1986	Tina Iheagwam	NGR	11.34
1988	Diana Dietz	GDR	11.18
1990	Andrea Philipp	GDR	11.36
1992	Nikole Mitchell	JAM	11.30
1994	Sabrina Kelly	USA	11.36
1996	Nora Ivanova	BUL	11.32
1998	Shakedia Jones	USA	11.19
2000	Veronica Campbell	JAM	11.12
2002	Lauryn Williams	USA	11.33
2004	Ashley Owens	USA	11.13
2006	Tezdzhan Naimova	BUL	11.28
2008	Jeneba Tarmoh	USA	11.37
2010	Jodie Williams	GBR	11.40
2012	Anthonique Strachan	BAH	11.20

200 Metres

1986	Falilat Ogunkoya	NGR	23.11
1988	Katrin Krabbe	GDR	22.34w

1990	Diane Smith	GBR	23.10
1992	Hu Ling	CHN	23.14
1994	Heide Seyerling	RSA	22.80w
1996	Sylviane Félix	FRA	23.16
1998	Muriel Hurtis	FRA	23.22
2000	Veronica Campbell	JAM	22.87
2002	Vernicha James	GBR	22.93
2004	Shalonda Solomon	USA	22.82
2006	Tezdzhan Naimova	BUL	22.99
2008	Sheniqua Ferguson	BAH	23.24
2010	Stormy Kendrick	USA	22.99
2012	Anthonique Strachan	BAH	22.53

400 Metres

1986	Susann Sieger	GDR	52.02
1988	Grit Breuer	GDR	51.24
1990	Fatima Yusuf	NGR	50.62
1992	Maria Nedelcu	ROU	51.84
1994	Olabisi Afolabi	NGR	51.97
1996	Andreea Burlacu	ROU	52.32
1998	Natalya Nazarova	RUS	52.02
2000	Jana Pittman	AUS	52.45
2002	Monique Henderson	USA	51.10
2004	Natasha Hastings	USA	52.04
2006	Danijela Grgic	CRO	50.78
2008	Sade Abugan	NGR	51.84
2010	Shaunae Miller	BAH	52.52
2012	Ashley Spencer	USA	50.50

800 Metres

1986	Selina Chirchir	KEN	2:01.40
1988	Birte Bruhns	GDR	2:00.67
1990	Li Liu	CHN	2:03.95
1992	Lu Yi	CHN	2:02.91
1994	Mioara Cosulianu	ROU	2:04.95
1996	Claudia Gesell	GER	2:02.67
1998	Olga Mikayeva	RUS	2:05.34
2000	Jebet Langat	KEN	2:01.51
2002	Janeth Jekposgei	KEN	2:00.80
2004	Natalya Koreyvo	BLR	2:01.47
2006	Olga Cristea	MDA	2:04.52
2008	Mirela Lavric	ROU	2:00.06
2010	Mirela Lavric	ROU	2:01.85
2012	Ajee' Wilson	USA	2:00.91

1500 Metres

1986	Ana Padurean	ROU	4:14.63
1988	Doina Homneac	ROU	4:12.94
1990	Qu Yunxia	CHN	4:13.67
1992	Liu Dong	CHN	4:05.14
1994	Anita Weyermann	SUI	4:13.97
1996	Kutre Dulecha	ETH	4:08.65
1998	Lan Lixin	CHN	4:10.05
2000	Abebech Nigussie	ETH	4:19.93
2002	Viola Kibiwott	KEN	4:12.57
2004	Nelya Neporadna	UKR	4:15.90
2006	Irene Jelagat	KEN	4:08.88
2008	Stephanie Twell	GBR	4:15.09
2010	Tizita Bogale	ETH	4:08.06
2012	Faith Kipyegon	KEN	4:04.96

3000 Metres

1986	Cleopatra Palacian	ROU	9:02.91
1988	Ann Mwangi	KEN	9:13.99
1990	Simona Staicu	ROU	9:09.57
1992	Zhang Linli	CHN	8:46.86
1994	Gabriela Szabo	ROU	8:47.40
1996	Anita Weyermann	SUI	8:50.73
1998	Yin Lili	CHN	8:57.09
2000	Beatrice Jepchumba	KEN	9:08.80

2002	Meseret Defar	ETH	9:12.61
2004	Jebichi Yator	KEN	8:59.80
2006	Veronica Nyaruai	KEN	9:02.90
2008	Mercy Cheronno	KEN	8:58.07
2010	Mercy Cheronno	KEN	8:55.07
2012	Mercy Chepwogen	KEN	9:09.88

5000 Metres

1996	Ayelech Worku	ETH	15:40.03
1998	Yin Lili	CHN	15:29.65
2000	Dorcus Inzikuru	UGA	16:21.32
2002	Meseret Defar	ETH	15:54.94
2004	Meselech Melkamu	ETH	15:21.52
2006	Xue Fei	CHN	15:31.61
2008	Sule Utura	ETH	16:15.59
2010	Genzebe Dibaba	ETH	15:08.06
2012	Buze Diriba	ETH	15:32.94

10,000 Metres (replaced with 5000m from 1996)

1986	Katrin Kley	GDR	33:19.67
1988	Jane Ngotho	KEN	33:49.45
1990	Derartu Tulu	ETH	32:56.26
1992	Wang Junxia	CHN	32:29.90
1994	Yoko Yamazaki	JPN	32:34.11

3000 Metres Steeplechase

2004	Gladys Kipkemboi	KEN	9:47.26
2006	Caroline Chepkurui	KEN	9:40.95
2008	Christine Muyanga	KEN	9:31.35
2010	Purity Kirui	KEN	9:36.34
2012	Daisy Jepkemei	KEN	9:47.22

100 Metres Hurdles

1986	Heike Tillack	GDR	13.10
1988	Aliuska López	CUB	13.23
1990	Gillian Russell	JAM	13.31
1992	Gillian Russell	JAM	13.21
1994	Kirsten Bolm	GER	13.26
1996	Joyce Bates	USA	13.27
1998	Julie Pratt	GBR	13.75
2000	Susanna Kallur	SWE	13.02
2002	Anay Tejeda	CUB	12.81w
2004	Ronnetta Alexander	USA	13.28
2006	Yekaterina Shtepa	RUS	13.33
2008	Teona Rodgers	USA	13.40
2010	Isabelle Pedersen	NOR	13.30
2012	Morgan Snow	USA	13.38

400 Metres Hurdles

1986	Claudia Bartl	GDR	56.76
1988	Antje Axmann	GDR	57.47
1990	Nelly Voronkova	URS/BLR	55.84
1992	Georgeta Petrea	ROU	58.03
1994	Ionela Tîrlea	ROU	56.25
1996	Ulrike Urbansky	GER	56.65
1998	Li Yulian	CHN	55.93
2000	Jana Pittman	AUS	56.27
2002	Lashinda Demus	USA	54.70
2004	Yekaterina Kostetskaya	RUS	55.55
2006	Kaliese Spencer	JAM	55.11
2008	Takecia Jameson	USA	56.29
2010	Vera Rudakova	RUS	57.16
2012	Janeive Russell	JAM	56.62

High Jump

1986	Karen Scholz	GDR	1.92
1988	Alina Astafei	ROU	2.00
1990	Svetlana Lavrova	URS/RUS	1.91
1992	Manuela Aigner	GER	1.93
1994	Olga Kaliturlina	RUS	1.88
1996	Yuliya Lyakhova	RUS	1.93

1998	Marina Kuptsova	RUS	1.88
2000	Blanka Vlašić	CRO	1.91
2002	Blanka Vlašić	CRO	1.96
2004	Irina Kovalenko	UKR	1.93
2006	Svetlana Radzivil	UZB	1.91
2008	Kimberly Jess	GER	1.86
2010	Marija Vuković	MNE	1.91
2012	Alessia Trost	ITA	1.91

Pole Vault

1998	Monika Götz	GER	4.20
2000	Yelena Isinbaeva	RUS	4.20
2002	Floé Kühnert	GER	4.40
2004	Lisa Ryshich	GER	4.30
2006	Zhou Yang	CHN	4.30
2008	Valeriya Volik	RUS	4.40
2010	Angelica Bengtsson	SWE	4.25
2012	Angelica Bengtsson	SWE	4.50

Long Jump

1986	Patricia Bille	GDR	6.70
1988	Fiona May	GBR	6.88w
1990	Iva Prandzheva	BUL	6.53
1992	Erica Johansson	SWE	6.65
1994	Yelena Lysak	RUS	6.72w
1996	Guan Yingnan	CHN	6.53
1998	Peng Fengmei	CHN	6.59
2000	Conchi Montaner	ESP	6.47
2002	Adina Anton	ROU	6.46
2004	Denisa Scerbová	CZE	6.61
2006	Rhonda Watkins	TTO	6.46
2008	Ivana Španović	SRB	6.61
2010	Irisdaymi Herrera	CUB	6.41
2012	Katarina Johnson-Thompson	GBR	6.81w

Triple Jump

1992	Anja Vokuhl	GER	13.47
1994	Yelena Lysak	RUS	14.43w
1996	Tereza Marinova	BUL	14.62
1998	Baya Rahouli	ALG	14.04
2000	Anastasiya Ilyina	RUS	14.24
2002	Mabel Gay	CUB	14.09
2004	Anastasiya Taranova	RUS	13.94
2006	Kaire Leibak	EST	14.43
2008	Dailenis Alcántara	CUB	14.25
2010	Dailenis Alcántara	CUB	14.09
2012	Ana Peleteiro	ESP	14.17

Shot Put

1986	Heike Rohrmann	GDR	18.39
1988	Ines Wittich	GDR	18.54
1990	Qiu Qiaoping	CHN	18.20
1992	Wang Yawen	CHN	18.05
1994	Chen Xiaoyan	CHN	18.76
1996	Song Feina	CHN	16.58
1998	Nadezhda Ostapchuk	BLR	18.23
2000	Kathleen Kluge	GER	17.37
2002	Valerie Adams	NZL	17.73
2004	Michelle Carter	USA	17.55
2006	Melissa Boekelman	NED	17.66
2008	Natalia Ducó	CHI	17.23
2010	Geisa Arcanjo	BRA	17.02
2012	Shanice Craft	GER	17.15

Discus Throw

1986	Ilke Wyludda	GDR	64.02
1988	Ilke Wyludda	GDR	68.24
1990	Natalya Kaptuykh	URS/RUS	61.44
1992	Bao Dongying	CHN	58.34
1994	Corrie de Bruin	NED	55.18

1996	Ma Shuli	CHN	56.32
1998	Liu Fengying	CHN	60.66
2000	Xu Shaoyang	CHN	54.41
2002	Ma Xuejun	CHN	58.85
2004	Ma Xuejun	CHN	57.85
2006	Dani Samuels	AUS	60.63
2008	Xi Shangxue	CHN	54.96
2010	Yaimí Pérez	CUB	56.01
2012	Anna Rüh	GER	62.38

Hammer Throw

1998	Bianca Achilles	GER	61.79
2000	Ivana Brkljačić	CRO	62.22
2002	Ivana Brkljačić	CRO	65.39
2004	Mariya Smolyachkova	BLR	66.81
2006	Bianca Perie	ROU	67.38
2008	Bianca Perie	ROU	67.95
2010	Sophie Hitchon	GBR	66.01
2012	Alexandra Tavernier	FRA	70.62

Javelin Throw

1986	Xiomara Rivero	CUB	62.86
1988	Karen Forkel	GDR	61.44
1990	Tanja Damaske	GDR	61.06
1992	Claudia Isaila	ROU	63.04
1994	Taina Uppa	FIN	59.02
1996	Osleidys Menéndez	CUB	60.96
1998	Osleidys Menéndez	CUB	68.17
2000	Jarmila Klimešová	CZE	54.82
2002	Linda Brivule	LAT	55.35
2004	Vivian Zimmer	GER	58.50
2006	Sandra Schaffarzik	GER	60.45
2008	Vira Rebryk	UKR	63.01
2010	Sanni Utriainen	FIN	56.69
2012	Sofi Flinck	SWE	61.40

Heptathlon

1986	Svetla Dimitrova	BUL	6041
1988	Svetla Dimitrova	BUL	6289
1990	Beatrice Mau	GDR	6166
1992	Natalya Sazanovich	EUN/BLR	6036
1994	Kathleen Gutjahr	GER	5918
1996	Yelizaveta Shalygina	RUS	5711
1998	Shen Shengfei	CHN	5815
2000	Carolina Klüft	SWE	6056
2002	Carolina Klüft	SWE	6470
2004	Justine Robbeson	RSA	5868
2006	Tatyana Chernova	RUS	6227
2008	Carolin Schäfer	GER	5833
2010	Dafne Schippers	NED	5967
2012	Yorgelis Rodríguez	CUB	5966

5000 Metres Walk (replaced with 10,000 Metres from 2000)

1986	Wang Yan	CHN	22:03.65
1988	Mari Cruz Díaz	ESP	21:51.31
1990	Susana Feitor	POR	21:44.30
1992	Gao Hongmiao	CHN	21:20.03
1994	Irina Stankina	RUS	21:05.41
1996	Irina Stankina	RUS	21:31.85
1998	Sabine Zimmer	GER	21:14.39

10,000 Metres Walk

2000	Lyudmila Yefimkina	RUS	44:07.74
2002	Fumi Mitsumura	JPN	46:01.51
2004	Irina Petrova	RUS	45:50.39
2006	Liu Hong	CHN	45:12.84
2008	Tatyana Mineyeva	RUS	43:24.72
2010	Yelena Lashmanova	RUS	44:11.90
2012	Yekaterina Medvedyeva	RUS	45:41.74

4 x 100 Metres Relay

1986	United States		43.78
	Carlette Guidry	leg 1	
	Caryl Smith	leg 2	
	Denise Liles	leg 3	
	Maicel Malone	leg 4	
1988	GDR		43.48
	Grit Breuer	leg 1	
	Katrin Krabbe	leg 2	
	Diana Dietz	leg 3	
	Katrin Henke	leg 4	
1990	Jamaica		43.82
	Gillian Russell	leg 1	
	Revoli Campbell	leg 2	
	Merlene Frazer	leg 3	
	Nikole Mitchell	leg 4	
1992	Jamaica		43.96
	Gillian Russell	leg 1	
	Merlene Frazer	leg 2	
	Michelle Christie	leg 3	
	Nikole Mitchell	leg 4	
	<i>Beverley Langley</i>	<i>1h1-leg 3</i>	
1994	Jamaica		44.01
	Tulia Robinson	leg 1	
	Beverley Langley	leg 2	
	Kerry-Ann Richards	leg 3	
	Astia Walker	leg 4	
	<i>Peta-Gaye Dowdie</i>	<i>1h1-leg 4</i>	
1996	United States		43.79
	Andrea Anderson	leg 1	
	Lakeesha White	leg 2	
	Jernae Wright	leg 3	
	Nanceen Perry	leg 4	
1998	United States		43.52
	Angela Williams	leg 1	
	Keyon Soley	leg 2	
	Myra Combs	leg 3	
	Shakedia Jones	leg 4	
	<i>Miesha Withers</i>	<i>1h1-leg 4</i>	
2000	Germany		43.91
	Christa Kaufmann	leg 1	
	Sina Schielke	leg 2	
	Kerstin Grötzinger	leg 3	
	Katchi Habel	leg 4	
2002	Jamaica		43.40
	Sherone Simpson	leg 1	
	Kerron Stewart	leg 2	
	Anneisha McLaughlin	leg 3	
	Simone Facey	leg 4	
	<i>Nadine Palmer</i>	<i>1h1-leg 2</i>	
2004	United States		43.49
	Ashley Owens	leg 1	
	Juanita Broaddus	leg 2	
	Jasmine Baldwin	leg 3	
	Shalonda Solomon	leg 4	
	<i>Cleo Tyson</i>	<i>1h1-leg 4</i>	
2006	United States		43.39
	Jeneba Tarmoh	leg 1	
	Alexandria Anderson	leg 2	
	Elizabeth Olear	leg 3	
	Gabby Mayo	leg 4	
	<i>Kenyanna Wilson</i>	<i>1h2-leg 4</i>	
2008	United States		43.66
	Jeneba Tarmoh	leg 1	
	Shayla Mahan	leg 2	
	Gabby Glenn	leg 3	
	Tiffany Townsend	leg 4	
2010	United States		43.44
	Stormy Kendrick	leg 1	
	Takeia Pinckney	leg 2	
	Dezerea Bryant	leg 3	
	Ashley Collier	leg 4	
2012	United States		43.89
	Morgan Snow	leg 1	
	Dezerea Bryant	leg 2	
	Jennifer Madu	leg 3	
	Shayla Sanders	leg 4	
	<i>Kali Davis-White</i>	<i>1h1-leg 2</i>	

4 x 400 Metres Relay

1986	United States		3:30.45
	Gisele Harris	leg 1/53.01	
	Kandice Pritchett	leg 2/53.19	
	Tasha Downing	leg 3/52.18	
	Janeene Vickers	leg 4/52.07	
1988	GDR		3:28.39
	Manuela Derr	leg 1	
	Stefanie Fabert	leg 2	
	Anke Wöhlk	leg 3	
	Grit Breuer	leg 4	
	<i>Antje Axmann</i>	<i>1h1-leg 1</i>	
	<i>Daniela Steinecke</i>	<i>1h1-leg 2</i>	
1990	Australia		3:30.38
	Sophie Scamps	leg 1	
	Renée Poetschka	leg 2	
	Kylie Hanigan	leg 3	
	Susan Andrews	leg 4	
1992	Romania		3:31.57
	Georgeta Petrea	leg 1/55.9	
	Mariana Florea	leg 2/52.5	
	Ionela Tîrlea	leg 3/51.58	
	Maria Nedelcu	leg 4/51.63	
1994	United States		3:32.08
	Cicely Scott	leg 1/54.0	
	Monique Hennagan	leg 2/51.1	
	Michelle Brown	leg 3/54.87	
	Jowanna McMullen	leg 4/54.11	
	<i>Yvonne Harrison</i>	<i>1h1-leg 3/54.61</i>	
1996	Germany		3:31.12
	Peggy Müller	leg 1/54.5	
	Claudia Gesell	leg 2/52.4	
	Doreen Harstick	leg 3/52.05	
	Ulrike Urbansky	leg 4/52.16	
	<i>Claudia Marx</i>	<i>1h1-leg 1</i>	
	<i>Jennifer Vollrath</i>	<i>1h1-leg 3/55.33</i>	
1998	Jamaica		3:32.29
	Patricia Hall	leg 1/54.8	
	Peta Gaye Gayle	leg 2/53.2	
	Keisha Downer	leg 3/52.55	
	Allison Beckford	leg 4/51.72	
	<i>Shellene Williams</i>	<i>1h1-leg 1/54.4</i>	
	<i>Sashanie Simpson</i>	<i>1h1-leg 2/55.6</i>	
2000	Great Britain & NI		3:33.82
	Kim Wall	leg 1/54.1	
	Jenny Meadows	leg 2/53.0	
	Helen Thieme	leg 3/53.18	
	Lisa Miller	leg 4/53.53	
	<i>Heather Brookes</i>	<i>2h1-leg 1/56.4</i>	
2002	United States		3:29.95
	Christina Hardeman	leg 1/54.1	
	Monique Henderson	leg 2/51.1	
	Tiffany Ross	leg 3/53.51	
	Lashinda Demus	leg 4/51.29	
	<i>Sanya Richards</i>	<i>1h2-leg 3/55.0</i>	
2004	United States		3:27.60
	Alexandria Anderson	leg 1/52.4	
	Ashlee Kidd	leg 2/52.4	
	Stephanie Smith	leg 3/51.1	
	Natasha Hastings	leg 4/51.8	
	<i>Nicole Leach</i>	<i>1h1-leg 1/52.6</i>	
	<i>Deonna Lawrence</i>	<i>1h1-leg 3/52.8</i>	
2006	United States		3:29.01
	Jessica Beard	leg 1	
	Brandi Cross	leg 2	
	Sade Williams	leg 3	
	Nicole Leach	leg 4	
	<i>Jessica Young</i>	<i>1h2-leg 2</i>	
	<i>Erin Humphrey</i>	<i>1h2-leg 3/54.57</i>	
2008	United States		3:30.19
	Lanie Whittaker	leg 1/53.3e	
	Jessica Beard	leg 2/51.0e	
	Erica Alexander	leg 3/52.53	
	Takecia Jameson	leg 4/53.37	
	<i>Porche Byrd</i>	<i>1h1-leg 4/53.08</i>	
2010	United States		3:31.20
	Diamond Dixon	leg 1/54.6e	

	Stacey-Ann Smith	leg 2/52.1e	
	Laura Roesler	leg 3/52.32	
	Regina George	leg 4/52.22	
	Sanura Eley-O'Reilly	2h1-leg 1/55.1e	
	Briana Nelson	2h1 leg 4/52.82	
2012	United States		3:30.01
	Erika Rucker	leg 1/52.4e	
	Olivia Ekponé	leg 2/52.9e	
	Kendall Baisden	leg 3/53.97	
	Ashley Spencer	leg 4/50.70	
	Kendall Baisden	1h3-leg 1/53.9e	
	Robin Reynolds	1h3-leg 2/54.0e	
	Kiara Porter	1h3-leg 3/53.06	

IAAF WORLD YOUTH CHAMPIONSHIPS

Venues- 1999: Bydgoszcz (16-18 Jul); 2001: Debrecen (11-15 Jul); 2003: Sherbrooke (9-13 Jul); 2005: Marrakech (13-17 Jul); 2007: Ostrava (11-15 Jul); 2009: Bressanone (8-12 Jul); 2011: Lille (6-10 Jul); 2013: Donetsk (10-14 Jul)

MEN

100 Metres

1999	Mark Lewis-Francis	GBR	10.40
2001	Darrel Brown	TTO	10.31
2003	Yahya Saed Al-Kahes	KSA	10.69
2005	Harry Aikines-Aryeetey	GBR	10.35
2007	Dexter Lee	JAM	10.51
2009	Prezel Hardy	USA	10.57
2011	Odail Todd	JAM	10.51
2013	Mo Youxue	CHN	10.35

200 Metres

1999	Tim Benjamin	GBR	20.72
2001	Jonathan Wade	USA	20.95
2003	Usain Bolt	JAM	20.40
2005	Harry Aikines-Aryeetey	GBR	20.91
2007	Ramone McKenzie	JAM	20.67
2009	Kirani James	GRN	21.05
2011	Stephen Newbold	BAH	20.89
2013	Michael O'Hara	JAM	20.63

400 Metres

1999	Mandla Nkosi	RSA	46.94
2001	Karol Grzegorzcyk	POL	46.90
2003	Nagmeldin Ali Abubakr	SUD	46.10
2005	Adam Mohamed Al-Noor	SUD	46.56
2007	Chris Clarke	GBR	46.74
2009	Kirani James	GRN	45.24
2011	Arman Hall	USA	46.01
2013	Martin Manley	JAM	45.89

800 Metres

1999	Nicholas Wachira	KEN	1:50.70
2001	Salam Al-Badri	QAT	1:50.15
2003	Mohammed Al-Salhi	KSA	1:48.79
2005	Gilbert Keter	KEN	1:48.42
2007	Geoffrey Kibet	KEN	1:49.99
2009	Johan Rogestedt	SWE	1:50.92
2011	Leonard Kosencha	KEN	1:44.08
2013	Alfred Kipketer	KEN	1:48.01

1500 Metres

1999	Cornelius Chirchir	KEN	3:44.02
2001	Isaac Songok	KEN	3:36.78
2003	Benson Esho	KEN	3:44.94
2005	Belal Mansoor Ali	BRN	3:36.98
2007	Fredrick Ndunge	KEN	3:44.27
2009	Gideon Mageka	KEN	3:37.36

2011	Teshome Diressa	ETH	3:39.13
2013	Robert Biwott	KEN	3:36.77

3000 Metres

1999	Pius Muli	KEN	8:08.16
2001	Markos Geneti	ETH	7:55.82
2003	Augustine Choge	KEN	7:52.53
2005	Abreham Cherkos	ETH	8:00.90
2007	Daniel Salel	KEN	7:57.18
2009	Isiah Koech	KEN	7:51.51
2011	William Sitonik	KEN	7:40.10
2013	Vedic Cheruiyot	KEN	8:26.25

2000 Metres Steeplechase

1999	Cheruiyot Cheronon	KEN	5:31.89
2001	David Kirwa	KEN	5:33.40
2003	Ronald Rutto	KEN	5:30.27
2005	Abel Mutai	KEN	5:24.69
2007	Legese Lamiso	ETH	5:30.81
2009	Hillary Yego	KEN	5:25.33
2011	Consesus Kipruto	KEN	5:28.65
2013	Meresa Kassaye	ETH	5:19.99

100 Metres Hurdles ^{91.4cm}

1999	Ladji Doucouré	FRA	13.26
2001	Nassim Messjian	QAT	13.27
2003	Jason Richardson	USA	13.29
2005	Cordera Jenkins	USA	13.35
2007	Wayne Davis	USA	13.18
2009	Dale Morgan	USA	13.28
2011	Andries van der Merwe	RSA	13.41
2013	Jaheel Hyde	JAM	13.13

400 Metres Hurdles

1999	Marthinus Kritzinger	RSA	49.86
2001	Amine Alozen	SYR	50.25
2003	Jason Richardson	USA	49.91
2005	Mohammed Daak	KSA	50.90
2007	William Wynne	USA	49.01
2009	Norge Sotomayor	CUB	51.30
2011	Yegor Kuznetsov	RUS	50.97
2013	Marvin Williams	JAM	50.39

High Jump

1999	Jacques Freitag	RSA	2.16
2001	Aleksey Dmitrik	RUS	2.23
2003	Martin Günther	GER	2.11
2005	Huang Haiqiang	CHN	2.27
2007	Wang Chen	CHN	2.22
2009	Dmitriy Kroyter	ISR	2.20
2011	Gaël Levécque	FRA	2.13
2013	Woo Sang-Hyeok	KOR	2.20

Pole Vault

1999	Sébastien Homo	FRA	5.20
2001	Artyom Kuptsov	RUS	5.15
2003	Germán Chiaraviglio	ARG	5.15
2005	Yang Yansheng	CHN	5.25
2007	Nico Weiler	GER	5.26
2009	Jin Min-Sub	KOR	5.15
2011	Robert Renner	SLO	5.25
2013	Harry Coppel	GBR	5.25

Long Jump

1999	Shang Yapeng	CHN	7.80
2001	Thiago Carahyba Dias	BRA	7.72
2003	Naohira Shinada	JPN	7.61
2005	Chris Noffke	AUS	7.97w
2007	Yasumichi Konishi	JPN	7.52w
2009	Suphanara Suksawat	THA	7.65
2011	Lin Qing	CHN	7.83
2013	Anatolii Ryapolov	RUS	7.79

Triple Jump

1999	Ibrahim Mahmedin	QAT	15.96
2001	Jonathan Moore	GBR	16.36
2003	Denny Fernández	CUB	15.77
2005	Héctor Fuentes	CUB	16.63
2007	Christian Taylor	USA	15.98
2009	Ben Williams	GBR	15.91
2011	Latario Minns	BAH	16.06
2013	Lázaro Martínez	CUB	16.63

Shot Put ^{5Kg}

1999	Robert Häggblom	FIN	19.76
2001	Georgi Ivanov	BUL	19.73
2003	Liu Feng	CHN	21.45
2005	J. P. Hoffman	RSA	20.99
2007	David Storl	GER	21.40
2009	Ryan Crouser	USA	21.56
2011	Jacko Gill	NZL	24.35
2013	Patrick Müller	GER	22.02

Discus Throw ^{1.5Kg}

1999	Chang Ming-Huang	TPE	64.14
2001	Khaled Al-Suwaidi	QAT	62.67
2003	Ronnie Buckley	AUS	64.34
2005	Ali Shahrokhi	IRI	61.07
2007	Mykyta Nesterenko	UKR	68.54
2009	Hamid Mansoor	SYR	64.20
2011	Fedrick Dacres	JAM	67.05
2013	Matt Denny	AUS	67.54

Hammer Throw ^{5Kg}

1999	Krisztián Pars	HUN	74.76
2001	József Horváth	HUN	80.11
2003	Mikhail Levin	RUS	76.41
2005	Sándor Pálhegyi	HUN	81.89
2007	Andriy Martynyuk	UKR	76.09
2009	Chen Hongqiu	CHN	74.93
2011	Bence Pásztor	HUN	82.60
2013	Matija Gregurić	CRO	79.38

Javelin Throw ^{700g}

1999	Joachim Kiteau	FRA	79.65
2001	Teemu Wirkkala	FIN	76.18
2003	Júlio César de Oliveira	BRA	81.16
2005	Noel Meyer	RSA	80.52
2007	Tuomas Laaksonen	FIN	79.71
2009	Huang Shih-Feng	TPE	74.00
2011	Reinhardt van Zyl	RSA	82.96
2013	Matija Muhar	SLO	78.84

Octathlon

2001	Rene Oruman	EST	6219
2003	Andrés Silva	URU	6456
2005	Yordani García	CUB	6482
2007	Shane Brathwaite	BAR	6261
2009	Kevin Mayer	FRA	6478
2011	Jake Stein	AUS	6491
2013	Karsten Warholm	NOR	6451

10,000 Metres Walk

1999	Yevgeniy Demkov	RUS	42:26.07
2001	Vladimir Kanaykin	RUS	42:55.75
2003	Aleksandr Prokhorov	RUS	42:16.16
2005	Sergey Morozov	RUS	42:26.92
2007	Stanislav Yemelyanov	RUS	41:49.91
2009	Hagen Pohle	GER	41:35.99
2011	Pavel Parshin	RUS	40:51.31
2013	Toshikazu Yamanishi	JPN	41:53.80

4 x 100 Metres Relay

1999	Jamaica		40.03
	Winston Smith	leg 1	
	Michael Frater	leg 2	
	Davaon Spence	leg 3	
	Omar Brown	leg 4	

Medley Relay

1999	United States		1:51.29
	Jonathan Lott	leg 1/400m	
	Bryan Sears	leg 2/300m	
	Travon Walton	leg 3/200m	
	Ivory McCann	leg 4/100m	
2001	Poland		1:50.46
	Tomasz Kaska	leg 1/100m	
	Piotr Zrada	leg 2/200m	
	Piotr Kędzia	leg 3/300m	
	Karol Grzegorzczak	leg 4/400m	
	<i>Marcin Badurek</i>	<i>1h4-leg 2/200m</i>	
2003	United States		1:52.03
	Jay Cooper	leg 1/100m	
	Michael Grant	leg 2/200m	
	Jamaal Charles	leg 3/300m	
	Cedric Goodman	leg 4/400m	
	<i>Lionel Larry</i>	<i>2h1-leg 2/200m</i>	
	<i>Jarrith Jones</i>	<i>2h1-leg 3/300m</i>	
2005	United States		1:51.19
	Isaiah Green	leg 1/100m	
	Devin Mays	leg 2/200m	
	Zach Chandy	leg 3/300m	
	Bryshon Nellum	leg 4/400m	
2007	United States		1:51.34
	Isaiah Sweeney	leg 1/100m	
	Kenneth Gilstrap	leg 2/200m	
	William Wynne	leg 3/300m	
	Danzell Fortson	leg 4/400m	
	<i>Reginald Wyatt</i>	<i>1h2-leg 3/300m</i>	
	<i>Howard Shepard</i>	<i>1h2-leg 4/400m</i>	
2009	United States		1:50.33
	Colin Hepburn	leg 1/100m	
	Keenan Brock	leg 2/200m	
	Dedric Dukes	leg 3/300m	
	Josh Mance	leg 4/400m	
	<i>Prezel Hardy</i>	<i>2h4-leg 2/200m</i>	
	<i>Jaron Roberson</i>	<i>2h4-leg 3/300m</i>	
2011	United States		1:49.47
	Ronald Darby	leg 1/100m	
	Aldrich Bailey	leg 2/200m	
	Najee Glass	leg 3/300m	
	Arman Hall	leg 4/400m	
	<i>Cameron Burrell</i>	<i>1h1-leg 1/100m</i>	
2013	Jamaica		1:49.23
	Waseem Williams	leg 1/100m	
	Michael O'Hara	leg 2/200m	
	Okeen Willaims	leg 3/300m	
	Martin Manley	leg 4/400m	
	<i>Jaheel Hyde</i>	<i>1h4-leg 2/200m</i>	
	<i>Martin Manley</i>	<i>1h4-leg 4/400m</i>	

WOMEN**100 Metres**

1999	Veronica Campbell	JAM	11.49
2001	Allyson Felix	USA	11.57
2003	Jessica Onyepunuka	USA	11.31
2005	Bianca Knight	USA	11.38
2007	Asha Philip	GBR	11.46
2009	Jodie Williams	GBR	11.39
2011	Jennifer Madu	USA	11.57
2013	Ky Westbrook	USA	11.33

200 Metres

1999	LaShauntea Moore	USA	23.38
2001	Angel Perkins	USA	23.07
2003	Anneisha McLaughlin	JAM	23.26
2005	Aymée Martínez	CUB	22.99

2007	Bárbara Leoncio	BRA	23.50
2009	Jodie Williams	GBR	23.08
2011	Desiree Henry	GBR	23.25
2013	Irène Ekelund	SWE	22.92

400 Metres

1999	Monique Henderson	USA	52.28
2001	Stephanie Smith	USA	52.19
2003	Natasha Hastings	USA	53.41
2005	Nawal El Jack	SUD	51.19
2007	Yuliya Baraley	UKR	53.57
2009	Ebony Eutsey	USA	52.88
2011	Shaunae Miller	BAH	51.84
2013	Sabrina Bakare	GBR	52.77

800 Metres

1999	Georgie Clarke	AUS	2:05.90
2001	Cherotich Kipkorir Ruto	KEN	2:05.50
2003	Mariya Chapayeva	RUS	2:03.40
2005	Flavious Kwamboka	KEN	2:07.42
2007	Mirela Lavric	ROU	2:04.29
2009	Cherono Koech	KEN	2:01.67
2011	Ajee' Wilson	USA	2:02.64
2013	Aníta Hinriksdóttir	ISL	2:01.13

1500 Metres

1999	Zanelle Grobler	RSA	4:23.06
2001	Georgie Clarke	AUS	4:14.08
2003	Alem Techale	ETH	4:17.41
2005	Sheila Chepkirui	KEN	4:12.29
2007	Sammary Cherotich	KEN	4:15.47
2009	Nelly Ngeiywo	KEN	4:12.76
2011	Faith Kipyegon	KEN	4:09.48
2013	Tigist Gashaw	ETH	4:14.25

3000 Metres

1999	Alice Timbilil	KEN	9:01.99
2001	Sally Chepyego	KEN	9:09.95
2003	Siham Hilali	MAR	9:12.70
2005	Veronica Nyaruai	KEN	9:01.61
2007	Mercy Cherono	KEN	8:53.94
2009	Purity Rionoripo	KEN	9:03.79
2011	Geytetom Gebreselassie	ETH	8:56.36
2013	Lilian Rengruk	KEN	8:58.74

2000 Metres Steeplechase

2007	Caroline Chepkurui	KEN	6:22.30
2009	Korahubsh Itaa	ETH	6:11.83
2011	Norah Tanui	KEN	6:16.41
2013	Roseline Chepngetich	KEN	6:14.60

100 Metres Hurdles 76.2cm

1999	Adrianna Lamalle	FRA	13.08
2001	Kathrin Geissler	GER	13.49
2003	Sally McLellan	AUS	13.42
2005	April Williams	USA	13.23
2007	Julian Purvis	USA	13.41
2009	Isabelle Pedersen	NOR	13.23
2011	Trinity Wilson	USA	13.11
2013	Yanique Thompson	JAM	12.94

400 Metres Hurdles 76.2cm

1999	Jana Pittman	AUS	57.87
2001	Camille Robinson	JAM	58.72
2003	Zuzana Hejnová	CZE	57.54
2005	Ebony Collins	USA	55.96
2007	Dalilah Muhammad	USA	57.25
2009	Vera Rudakova	RUS	57.83
2011	Nnenna Hailey	USA	57.93
2013	Helene Swanepoel	RSA	58.08

High Jump

1999	Anna Chichirova	RUS	1.89
2001	Aileen Wilson	GBR	1.87
2003	Irina Kovalenko	UKR	1.92
2005	Gu Biwei	CHN	1.87
2007	Natalya Mamlina	RUS	1.89
2009	Alessia Trost	ITA	1.87
2011	Ligia Damaris Grozav	ROU	1.87
2013	Eleanor Patterson	AUS	1.88

Pole Vault

1999	Yelena Isinbaeva	RUS	4.10
2001	Silke Spiegelburg	GER	4.00
2003	Lisa Ryzih	GER	4.05
2005	Ekateríni Stefanídi	GRE	4.30
2007	Vicky Parnov	AUS	4.35
2009	Angelica Bengtsson	SWE	4.32
2011	Desiree Singh	GER	4.25
2013	Robeilys Peinado	VEN	4.25

Long Jump

1999	Zhou Yangxia	CHN	6.29
2001	Shermin Oksuz	AUS	6.41
2003	Cristine Spataru	ROU	6.41
2005	Arantxa King	BER	6.39
2007	Darya Klishina	RUS	6.47
2009	Lu Minjia	CHN	6.22
2011	Chanice Porter	JAM	6.22
2013	Florentina Marincu	ROU	6.42

Triple Jump

1999	Mabel Gay	CUB	13.82
2001	Alina Popescu	ROU	13.76
2003	Cristine Spataru	ROU	13.86
2005	Sha Li	CHN	13.81
2007	Dailenis Alcántara	CUB	13.63
2009	Yana Borodina	RUS	13.63
2011	Sokhna Galle	FRA	13.62w
2013	Florentina Marincu	ROU	13.75

Shot Put

1999 ^{4Kg}	Hong Mei	CHN	15.57
2001 ^{4Kg}	Valerie Adams	NZL	16.87
2003 ^{4Kg}	Jiang Limin	CHN	15.60
2005 ^{4Kg}	Simoné du Toit	RSA	16.33
2007 ^{4Kg}	Aliona Hryshko	BLR	15.91
2009 ^{4Kg}	Lena Urbaniak	GER	15.28
2011 ^{4Kg}	Guo Tianqian	CHN	15.24
2013 ^{3Kg}	Emel Derele	TUR	20.14

Discus Throw 1Kg

1999	Hong Mei	CHN	52.18
2001	Ma Xuejun	CHN	54.93
2003	Lisandra Rodríguez	CUB	48.56
2005	Dani Samuels	AUS	54.09
2007	Julia Fischer	GER	51.39
2009	Li Shanshan	CHN	51.65
2011	Rosalía Vázquez	CUB	53.51
2013	Xie Yuchen	CHN	56.34

Hammer Throw

1999 ^{4Kg}	Kamila Skolimowska	POL	63.94
2001 ^{4Kg}	Andrea Kéri	HUN	59.86
2003 ^{4Kg}	Valentina Srsa	CRO	61.18
2005 ^{4Kg}	Bianca Perie	ROU	62.27
2007 ^{4Kg}	Bianca Perie	ROU	64.61
2009 ^{4Kg}	Barbara Špiler	SLO	59.33
2011 ^{4Kg}	Louisa James	GBR	57.13
2013 ^{3Kg}	Réka Gyurátz	HUN	73.20

Javelin Throw

1999 ^{600g}	Olivia Norris	GER	52.03
2001 ^{600g}	Kimberly Mickle	AUS	51.83
2003 ^{600g}	Xue Juan	CHN	56.82
2005 ^{600g}	Zhang Li	CHN	56.66
2007 ^{600g}	Tazmin Brits	RSA	51.71
2009 ^{600g}	Anastasiya Svechnikova	UZB	53.25
2011 ^{600g}	Christin Hussong	GER	59.74
2013 ^{500g}	Mackenzie Little	AUS	61.47

Heptathlon

2001	Annett Wichmann	GER	5470
2003	Marisa de Aniceto	FRA	5458
2005	Tatyana Chernova	RUS	5875
2007	Katerina Cachová	CZE	5641
2009	Katarina Thompson	GBR	5750
2011	Yusleidys Mendieta	CUB	5697
2013 ^{yth}	Celina Leffler	GER	5747

5000 Metres Walk

1999	Tatyana Kozlova	RUS	22:31.93
2001	Jiang Kun	CHN	22:49.21
2003	Vera Sokolova	RUS	22:50.23
2005	Tatyana Kalmykova	RUS	22:14.47
2007	Tatyana Kalmykova	RUS	20:28.05
2009	Yelena Lashmanova	RUS	22:55.45
2011	Kate Veale	IRL	21:45.59
2013	Olga Shargina	RUS	23:13.91

4 x 100 Metres Relay

1999	Jamaica		44.30
	Nadine Palmer	leg 1	
	Melanie Walker	leg 2	
	Veronica Campbell	leg 3	
	Lisa Sharpe	leg 4	

Medley Relay

1999	United States		2:07.71
	Stephanie Durst	leg 1/400m	
	LaShauntea Moore	leg 2/300m	
	Christy Fairley	leg 3/200m	
	Monique Henderson	leg 4/100m	
	Ashley Mitchell	1h3-leg 2/200m	
	Robin Mortel	1h3-leg 4/100m	
2001	United States		2:03.83
	Ashley Lodree	leg 1/100m	
	Allyson Felix	leg 2/200m	
	Angel Perkins	leg 3/300m	
	Stephanie Smith	leg 4/400m	
2003	United States		2:03.87
	Jessica Onyepunuka	leg 1/100m	
	Alexandria Anderson	leg 2/200m	
	Krystin Lacy	leg 3/300m	
	Natasha Hastings	leg 4/400m	
	Brandi Cross	1h2-leg 3/300m	
	Lauren Austin	1h2-leg 4/400m	
2005	United States		2:03.93
	Khrystal Carter	leg 1/100m	
	Ebony Collins	leg 2/200m	
	Bianca Knight	leg 3/300m	
	Brandi Cross	leg 4/400m	
	Elan Hilaire	1h1-leg 3/300m	
2007	United States		2:05.74
	Chalonda Goodman	leg 1/100m	
	Ashton Purvis	leg 2/100m	
	Ryann Kraiss	leg 3/300m	
	Erica Alexander	leg 4/400m	
	Kiani Profit	1h2-leg 3/300m	
	Dalilah Muhammad	1h2-leg 4/400m	
2009	United States		2:04.32
	Jordan Clark	leg 1/100m	
	Ashton Purvis	leg 2/200m	
	Briana Nelson	leg 3/300m	
	Ebony Eutsey	leg 4/400m	
	Michelle Brown	1h2-leg 3/300m	

2011	Jamaica		2:03.42
	Christiana Williams	leg 1/100m	
	Shericka Jackson	leg 2/200m	
	Chrisann Gordon	leg 3/300m	
	Olivia James	leg 4/400m	
2013	United States		2:05.15
	Dior Hall	leg 1/100m	
	Ky Westbrook	leg 2/200m	
	Raevyn Rogers	leg 3/300m	
	Olivia Baker	leg 4/400m	
	Chyna Ries	1h3-leg 1	

IAAF WORLD CROSS COUNTRY CHAMPIONSHIPS

Venues - 1973: Waregem (17 Mar); 1974: Monza (16 Mar); 1975: Rabat (16 Mar); 1976: Chepstow (28 Feb); 1977: Düsseldorf (20 Mar); 1978: Glasgow (25 Mar); 1979: Limerick (25 Mar); 1980: Paris (9 Mar); 1981: Madrid (28 Mar); 1982: Roma (21 Mar); 1983: Gateshead (20 Mar); 1984: New York (25 Mar); 1985: Lisboa (24 Mar); 1986: Neuchâtel (23 Mar); 1987: Warszawa (22 Mar); 1988: Auckland (26 Mar); 1989: Stavanger (19 Mar); 1990: Aix-les-Bains (25 Mar); 1991: Antwerpen (24 Mar); 1992: Boston (21 Mar); 1993: Amorebieta (23 Mar); 1994: Budapest (26 Mar); 1995: Durham (25 Mar); 1996: Cape Town (23 Mar); 1997: Torino (23 Mar); 1998: Marrakech (21/22 Mar); 1999: Belfast (27/28 Mar); 2000: Vilamoura (18/19 Mar); 2001: Oostende (24/25 Mar); 2002: Dublin (23/24 Mar); 2003: Lausanne (29/30 Mar); 2004: Brussels (20/21 Mar); 2005: St. Galmier (19/20 Mar); 2006: Fukuoka (1/2 Apr); 2007: Mombasa (24 Mar); 2008: Edinburgh (30 Mar); 2009: Amman (28 Mar); 2010: Bydgoszcz (27 Mar); 2011: Punta Umbría (20 Mar); 2013 Bydgoszcz (24 Mar)

MEN**Short Course (1998-2006)**

1998	John Kibowen	KEN	10:43
1999	Benjamin Limo	KEN	12:28
2000	John Kibowen	KEN	11:11
2001	Enock Koech	KEN	12:40
2002	Kenenisa Bekele	ETH	12:11
2003	Kenenisa Bekele	ETH	11:01
2004	Kenenisa Bekele	ETH	11:31
2005	Kenenisa Bekele	ETH	11:33
2006	Kenenisa Bekele	ETH	10:54

Teams

1998	Kenya		10
	John Kibowen	1/10:43	
	Daniel Komen	2/10:46	
	Paul Kosgei	3/10:50	
	Benjamin Limo	4/10:59	
	John Kosgei	(5/11:04)	
	Kipkirui Misoi	(8/11:10)	
1999	Kenya		14
	Benjamin Limo	1/12:28	
	Paul Kosgei	2/12:31	
	James Koskei	5/12:38	
	Daniel Gachara	6/12:41	
	John Kosgei	(8/12:45)	
	Stephen Rerimoi	(14/12:57)	
2000	Kenya		10
	John Kibowen	1/11:11	
	Sammy Kipketer	2/11:12	
	Paul Kosgei	3/11:15	
	Leonard Mucheru	4/11:21	
	Abraham Chebii	(5/11:25)	
	Philip Mosima	(7/11:29)	
2001	Kenya		13
	Enock Koech	1/12:40	
	Benjamin Limo	3/12:43	

	Sammy Kipketer	4/12:44	
	Cyrus Kataron	5/12:45	
	Albert Chepkurui	(6/12:46)	
	John Kibowen	(7/12:49)	
2002	Kenya		20
	Luke Kipkosgei	2 (2/12:11)	
	Sammy Kipketer	4 (4/12:26)	
	Julius Nyamu	6 (6/12:30)	
	Joseph Kosgei	8 (8/12:32)	
	Abraham Chebii	(24/12:45)	
	Sammy Kiplagat	(51/12:59)	
2003	Kenya		14
	John Kibowen	2 (2/11:04)	
	Benjamin Limo	3 (3/11:06)	
	Michael Kipyego	4 (4/11:18)	
	Thomas Kiplitan	5 (5/11:20)	
	David Kilel	(8/11:25)	
	Evans Kipchumba	(21/11:42)	
2004	Ethiopia		17
	Kenenisa Bekele	1/11:31	
	Gebre-egziabher Gebremariam	2/11:36	
	Maregu Zewdie	3/11:42	
	Dejene Berhanu	11/11:56	
	Hussen Adilo	(29/12:10)	
	Mohamed Awol	(31/12:12)	
2005	Ethiopia		23
	Kenenisa Bekele	1/11:33	
	Maregu Zewdie	6/11:43	
	Dejene Berhanu	7/11:43	
	Gebre-egziabher Gebremariam	9/11:54	
	Abera Chane	(12/11:58)	
	Mohamed Awol	(26/12:18)	
2006	Kenya		21
	Isaac Songok	2/10:55	
	Benjamin Limo	4/11:00	
	Augustine Choge	7/11:03	
	Edwin Soi	8/11:06	
	Brimin Kipruto	(18/11:17)	
	Yusuf Biwott	(20/11:18)	

Long Course

1973	Pekka Päivärintä	FIN	35:46.4
1974	Erik De Beck	BEL	35:23.8
1975	Ian Stewart	SCO/GBR	35:20.0
1976	Carlos Lopes	POR	34:47.8
1977	Léon Schots	BEL	37:43.0
1978	John Treacy	IRL	39:25
1979	John Treacy	IRL	37:20
1980	Craig Virgin	USA	37:02
1981	Craig Virgin	USA	35:05
1982	Mohamed Kedir	ETH	33:40.5
1983	Bekele Debele	ETH	36:52
1984	Carlos Lopes	POR	33:25
1985	Carlos Lopes	POR	33:33
1986	John Ngugi	KEN	35:32.9
1987	John Ngugi	KEN	36:07
1988	John Ngugi	KEN	34:32
1989	John Ngugi	KEN	39:42
1990	Khalid Skah	MAR	34:21
1991	Khalid Skah	MAR	33:53
1992	John Ngugi	KEN	37:05
1993	William Sigei	KEN	32:15
1994	William Sigei	KEN	34:29
1995	Paul Tergat	KEN	34:05
1996	Paul Tergat	KEN	33:44
1997	Paul Tergat	KEN	35:11
1998	Paul Tergat	KEN	34:01
1999	Paul Tergat	KEN	38:28
2000	Mohammed Mourhit	BEL	35:00
2001	Mohammed Mourhit	BEL	39:53
2002	Kenenisa Bekele	ETH	34:52
2003	Kenenisa Bekele	ETH	35:56
2004	Kenenisa Bekele	ETH	35:52

2005	Kenenisa Bekele	ETH	35:06
2006	Kenenisa Bekele	ETH	35:40
2007	Zersenay Tadese	ERI	35:50
2008	Kenenisa Bekele	ETH	34:38
2009	Gebre-egziabher Gebremariam	ETH	35:02
2010	Joseph Ebuya	KEN	33:00
2011	Imane Merga	ETH	33:50
2013	Japheth Korir	KEN	32:45

Teams

1973	Belgium		109
	Willy Polleunis	5/36:05.0	
	Gaston Roelants	8/36:13.0	
	Eric de Beck	18	
	Erik Gijssels	19	
	Karel Lismont	28	
	Marc Smet	31	
	Edgard Salvé	(40)	
	Herman Parmentier	(98)	
	Gaston Heleven	(DNF)	
1974	Belgium		103
	Eric de Beck	1/35:23.8	
	Karel Lismont	3/36:26.6	
	Marc Smet	13/36:00.8	
	Gaston Roelants	14/36:03.2	
	Frank Grillaert	27/36:32.6	
	Erik Gijssels	45	
	Achille Vaes	(50)	
	Hendrik Schoofs	(75)	
1975	New Zealand		127
	John Walker	4/35:45.0	
	Euan Robertson	5/35:46.0	
	David Sirl	25	
	John Dixon	26	
	John Sheddian	33	
	Bryan Rose	34	
	Jack Foster	(36)	
	Kevin Ryan	(72)	
	Dick Quax	(113)	
1976	England	GBR	90
	Tony Simmons	2/35:04.0	
	Bernie Ford	3/35:07.0	
	David Slater	15/35:40.0	
	Grenville Tuck	16/35:40.0	
	David Black	26/35:56.0	
	Mike Tagg	28/35:59.0	
	Steve Kenyon	(47/36:17.0)	
	Andy Holden	(112/37:35.0)	
	Dennis Coates	(129/38:08.0)	
1977	Belgium		126
	Léon Schots	1/37:43.0	
	Karel Lismont	7/38:04.0	
	Eric de Beck	18/38:29.0	
	Willy Polleunis	22/38:36.0	
	Frank Grillaert	27/38:50.0	
	Eddy van Mullen	51/38:54.0	
	Eddy Rombaux	(74/38:57.2)	
	Paul Thijs	(154/41:42.0)	
	Emiel Puttemans	(DNF)	
1978	France		151
	Pierre Levisse	10/40:15	
	Lucien Rault	13/40:19	
	Radhouane Bouster	18/40:25	
	Alexandre Gonzalez	32/40:56	
	Thierry Watrice	35/40:58	
	Jean-Paul Gomez	43/41:18	
	Jean-Luc Paugam	(63/41:50)	
	Jean-Luc Lemire	(64/41:52)	
	Dominique Coux	(105/43:02)	
1979	England	GBR	119
	Julian Goater	9/37:53	
	Mike McLeod	14/38:07	
	Andy Holden	20/38:20	
	Nick Rose	21/38:29	
	Bernie Ford	22/38:29	
	Nick Lees	33/38:42	
	Roy Bailey	(37/38:46)	

1980	Ken Newton	(73/39:31)	100	1988	Boniface Merande	(48/37:57)	23
	Barry Smith	(89/39:47)			Samuel Nyangincha	(67/38:11)	
	England	GBR			Vincent Kibiwott	(123/38:51)	
	Nick Rose	3/37:05			Kenya		
	Bernie Ford	10/37:25			John Ngugi	1/34:32	
	Barry Smith	14/37:33			Paul Kipkoech	2/34:54	
	Steve Kenyon	17/ 37:44			Kipsubai Koskei	3/35:07	
	Nick Lees	19/37:47			Boniface Merande	4/35:22	
	Graham Tuck	37/38:08			Moses Tanui	6/35:25	
	Hugh Jones	(40/38:17)			Joseph Kiptum	7/35:46	
1981	Nick Brawn	(64/38:45)	81	1989	Kiptotich Rono	(8/35:46)	44
	Barry Knight	(92/39:12)			Some Muge	(9/35:48)	
	Ethiopia				Daniel Mutai	(99/37:39)	
	Mohamed Kedir	2/35:07			Kenya		
	Girma Berhanu	7/35:22			John Ngugi	1/39:42	
	Dereje Nedi	13/35:39			Wilfred Kirochi	3/40:21	
	Kebede Balcha	14/35:40			Andrew Masai	7/40:32	
	Miruts Yifter	15/35:42			Kipkemboi Kimeli	8/40:34	
	Eshetu Tura	30/35:59			Moses Tanui	9/40:42	
	Hana Girma	(32/35:59)			Joseph Kiptum	16/ 40:57	
1982	Tolossa Kotu	(75/36:30)	98	1990	Boniface Merande	(25/41:23)	42
	Ethiopia				Jackson Ruto	(36/41:45)	
	Mohamed Kedir	1/33:40.5			Ibrahim Kinuthia	(44/41:53)	
	Eshetu Tura	6/34:07.7			Kenya		
	Wodajo Bulti	12/34:28.5			Moses Tanui	2/34:21	
	Miruts Yifter	16/34:36.0			Julius Korir	3/34:22	
	Hana Girma	28/34:49.5			William Mutwol	5/34:26	
	Dereje Nedi	35/34:55.2			Ibrahim Kinuthia	6/34:30	
	Girma Berhanu	(66/35:25.3)			Paul Kipkoech	9/34:50	
	Megersa Tulu	(137/36:54.4)			Boniface Merande	17/35:08	
1983	Ethiopia		104	1991	John Ngugi	(20/35:14)	38
	Bekele Debele	1/36:52			Joseph Kiptum	(22/35:16)	
	Eshetu Tura	14/37:28			Samuel Nyangincha	(25/35:18)	
	Wodajo Bulti	20/37:35			Kenya		
	Mohamed Kedir	22/37:37			Moses Tanui	2/33:54	
	Adugna Lema	23/37:38			Simon Karori	3/33:54	
	Chala Urgessa	24/37:39			Richard Chelimo	4/33:57	
	Dejene Beyene	(50/38:17)			Stephenson Nyamau	6/34:01	
	Girma Berhanu	(58/38:26)			Boniface Merande	11/34:31	
	Miruts Yifter	(67/38:37)			William Mutwol	12/34:32	
1984	Ethiopia		134	1992	William Koech	(24/34:55)	46
	Bekele Debele	8/33:52			Andrew Masai	(34/35:06)	
	Adugna Lema	9/33:52			John Ngugi	(DNF)	
	Mohamed Kedir	16/34:06			Kenya		
	Dereje Nedi	24/34:09			John Ngugi	1/37:05	
	Eshetu Tura	31/34:19			William Mutwol	2/37:17	
	Wodajo Bulti	46/34:35			Richard Chelimo	5/37:21	
	Feyissa Abebe	(96/35:12)			Dominic Kirui	7/37:26	
	Hailu Wolde Tsadik	(97/35:12)			William Sigei	8/37:27	
	Megersa Tulu	(163/36:12)			Ondoro Osoro	23/37:55	
1985	Ethiopia		129	1993	Sammy Lelei	(77/38:45)	25
	Wodajo Bulti	3/33:38			Kenya		
	Bekele Debele	4/33:45			William Sigei	1/32:15	
	Kassa Balcha	6/33:51			Dominic Kirui	2/32:56	
	Girma Berhanu	28/34:24			Ismael Kirui	3/32:59	
	Chala Urgessa	33/34:28			Moses Tanui	4/33:14	
	Hailu Wolde Tsadik	55/34:52			Ezequiel Bitok	5/33:21	
	Adugna Lema	(106/35:23)			Paul Tergat	10/33:35	
	Feyissa Abebe	(219)			Ondoro Osoro	(13/33:45)	
	Mohamed Kedir	(DNF)			James Kariuki	(15/33:50)	
1986	Kenya		45	1994	Anthony Kiprono	(30/34:17)	34
	John Ngugi	1/35:32.9			Kenya		
	Joseph Kiptum	3/35:39.8			William Sigei	1/34:29	
	Paul Kipkoech	5/35:47.2			Simon Chemoiywo	2/34:30	
	Kipsubai Koskei	7/35:54.8			Paul Tergat	4/34:36	
	Some Muge	8/35:55.7			James Songok	6/35:02	
	Andrew Masai	21/36:23.9			Shem Kororia	9/35:15	
	Boniface Merande	(35/36:39.5)			Dominic Kirui	12/35:26	
	Joshua Kipkemboi	(43/36:47.5)			Wilson Omwoyo	(17/35:41)	
	Sisa Kirati	(45/36:49.9)			William Kiptum	(30/35:59)	
1987	Kenya		53	1995	Joseph Kariuki	(48/36:14)	62
	John Ngugi	1/36:07			Kenya		
	Paul Kipkoech	2/36:07			Paul Tergat	1/34:05	
	Some Muge	5/36:54			Ismael Kirui	2/34:13	
	Andrew Masai	6/37:01			James Songok	7/34:41	
	Moses Tanui	18/37:17			Simon Chemoiywo	8/34:46	
	Sisa Kirati	21/37:28					

	Julius Ondieki	15/35:02			Dejene Berhanu	6/35:42	
	William Kiptum	29/35:35			Eshetu Gezhagne	13/36:31	
	Simeon Rono	(30/35:37)			Tessema Absher	(30/37:33)	
	Gideon Chirchir	(67/36:08)			Gebre-egziabher Gebremariam	(DNF)	
	Dominic Kirui	(142/37:34)		2006	Kenya		24
1996	Kenya		33		Martin Mathathi	3/35:44	
	Paul Tergat	1/33:44			Mike Kigen	5/35:54	
	Ismael Kirui	3/33:56			Hosea Macharinyang	6/36:02	
	Paul Koech	4/34:10			Simon Arusei	10/36:18	
	Joseph Kimani	6/34:30			John Kibowen	(12/26:21)	
	William Kiptum	9/34:35		2007	Kenya	(58/38:04)	29
	Josephat Machuka	10/24:37			Moses Mosop	2/36:13	
	Stephen Arusei	(14/35:01)			Bernard Kipyego	3/36:37	
	James Songok	(23/35:29)			Gideon Ngatuny	4/36:43	
	James Kariuki	(61/36:20)			Hosea Macharinyang	5/36:46	
1997	Kenya		51		Mike Kipyego	6/37:04	
	Paul Tergat	1/35:11			Edwin Soi	9/37:14	
	Thomas Nyariki	3/35:13			Simon Arusei	(19/37:57)	
	Paul Koech	4/35:23			Barnabas Kosgei	(34/38:34)	
	Joseph Kibor	7/35:37		2008	Kenya	(DNF)	39
	Joshua Chelanga	17/36:19			Leonard Komon	2/34:41	
	Shem Kororia	19/36:34			Joseph Ebuya	4/34:47	
	Benjamin Koskei	(24/36:43)			Moses Masai	5/35:02	
	William Kiptum	(28/36:47)			Gideon Ngatuny	7/35:16	
	John Kosgei	(47/37:12)			Bernard Kipyego	10/35:24	
1998	Kenya		12		Hosea Macharinyang	11/35:24	
	Paul Tergat	1/34:01			Augustine Choge	(12/35:26)	
	Paul Koech	2/34:06			Mark Kiptoo	(14/35:39)	
	Thomas Nyariki	4/34:37			John Thuo	(18/36:00)	
	Wilson Boit Kipketer	5/34:38		2009	Kenya		28
	Christopher Kelong	(6/34:41)			Leonard Komon	4/35:05	
	Ismael Kirui	(7/34:41)			Mathew Kisorio	6/35:08	
1999	Kenya		12		Mark Kiptoo	7/35:11	
	Paul Tergat	1/38:28			Moses Mosop	11/35:17	
	Patrick Ivuti	2/38:32			Mang'ata Ndiwa	(14/35:32)	
	Joshua Chelanga	4/39:05			Linus Chumba	(25/36:29)	
	Evans Ruto	5/39:12		2010	Kenya		20
	Paul Koech	(6/39:51)			Joseph Ebuya	1/33:00	
	Thomas Nyariki	(39/42:04)			Leonard Komon	4/33:10	
2000	Kenya		18		Richard Matelong	7/33:29	
	Paul Tergat	3/35:02			Paul Tanui	8/33:30	
	Patrick Ivuti	4/35:03			Hosea Macharinyang	(9/33:31)	
	Wilberforce Talel	5/35:06			Lucas Rotich	(18/33:58)	
	Paul Koech	6/35:22		2011	Kenya		14
	Charles Kamathi	(7/35:51)			Paul Tanui	2/33:52	
	Abraham Cherono	(11/36:00)			Vincent Kiprop	3/33:53	
2001	Kenya		33		Mathew Kisorio	4/33:55	
	Charles Kamathi	3/40:05			Geoffrey Mutai	5/34:03	
	Paul Kosgei	5/40:09			Philemon Limo	(7/34:21)	
	Patrick Ivuti	7/40:16			Hosea Macharinyang	(10/34:30)	
	Enock Mitei	18/41:01		2013	Ethiopia		38
	John Cheruiyot Korir	(28/41:25)			Imane Merga	2/32:51	
	Richard Limo	(32/41:31)			Feyisa Lelisa	9/33:22	
2002	Kenya		18		Abera Chane	13/33:31	
	Wilberforce Talel	3 (3/35:20)			Tesfaye Abera	14/33:35	
	Richard Limo	4 (4/35:26)			Mosinet Geremew	(24/34:09)	
	Charles Kamathi	5 (5/35:29)			Yigrem Demelash	(69/35:16)	
	Albert Chepkurui	6 (6/35:32)					
	Enock Mitei	(9/35:49)					
	Hosea Kogo	(29/36:36)					
2003	Kenya		17				
	Patrick Ivuti	2 (2/36:09)					
	Richard Limo	4 (4/36:39)					
	Paul Koech	5 (5/36:42)					
	John Cheruiyot Korir	6 (6/36:50)					
	Abraham Cherono	(12/37:17)					
	Sammy Kipketer	(14/37:30)					
2004	Ethiopia		14				
	Kenenisa Bekele	1/35:52					
	Gebre-egziabher Gebremariam	2/36:10					
	Sileshi Sihine	3/36:11					
	Yibeltal Admassu	8/36:52					
	Tibebu Yenew	(15/37:26)					
	Ketema Negussie	(26/38:14)					
2005	Ethiopia		24				
	Kenenisa Bekele	1/35:06					
	Abebe Dinkesa	4/35:37					

Juniors

1973	Jim Brown	SCO/GBR	20:25.8
1974	Rich Kimball	USA	21:30.8
1975	Bobby Thomas	USA	20:59.8
1976	Eric Hulst	USA	23:53.8
1977	Thom Hunt	USA	23:15.0
1978	Mick Morton	ENG/GBR	22:57
1979	Eddy de Pauw	BEL	23:02
1980	Jorge Garcia	ESP	22:17
1981	Mohamed Chouri	TUN	22:04
1982	Zurabachev Gelaw	ETH	22:45.3
1983	Fisha Abebe	ETH	24:58
1984	Pere Casacuberta	ESP	21:32
1985	Kipkemboi Kimeli	KEN	22:18
1986	Feyisa Melese	ETH	22:47.8

1987	Wilfred Kirochi	KEN	22:18		Sergey Kiselyov/BLR	6/22:36	
1988	Wilfred Kirochi	KEN	23:25		Ildar Denikeyev/KGZ	7/22:38	
1989	Addis Abebe	ETH	25:07		Sergey Mishin/BLR	35/23:26	
1990	Kipyego Kororia	KEN	22:13		Dmitriy Ditlashok/UKR	(52/23:50)	
1991	Andrew Sambu	TAN	23:59	1981	United States		23
1992	Ismael Kirui	KEN	23:27		Keith Brantly	3/22:07	
1993	Philip Mosima	KEN	20:18		George Nicholas	4/22:08	
1994	Philip Mosima	KEN	24:15		John Butler	6/22:21	
1995	Assefa Mezegebu	ETH	24:12		Chris Hamilton	10/22:32	
1996	David Chelule	KEN	24:06		Peter Warner	(22/23:01)	
1997	Elijah Korir	KEN	24:21	1982	Ethiopia		12
1998	Million Wolde	ETH	22:47		Zurabachev Gelaw	1/22:45.3	
1999	Haylu Mekonnen	ETH	25:38		Adugna Lema	2/22:46.6	
2000	Robert Kipchumba	KEN	22:49		Hunde Kume	4/22:50.5	
2001	Kenenisa Bekele	ETH	25:04		Teka Mekonnen	5/22:56.2	
2002	Gebre-egziabher Gebremariam	ETH	23:18		Gonfa Negere	(9/23:14.3)	
2003	Eliud Kipchoge	KEN	22:47	1983	Ethiopia		13
2004	Meba Tadesse	ETH	24:01		Feyissa Abebe	1/24:58	
2005	Augustine Choge	KEN	23:59		Angaso Telega	2/24:59	
2006	Mang'ata Ndiwa	KEN	23:53		Gonfa Negere	4/25:22	
2007	Asbel Kiprop	KEN	24:07		Teka Mekonnen	6/25:40	
2008	Ibrahim Jeylan	ETH	22:38		Asfaw Tadesse	(9/25:57)	
2009	Ayele Abshero	ETH	23:26		Disso Dissessa	(16/26:23)	
2010	Caleb Ndiku	KEN	22:07	1984	Ethiopia		21
2011	Geoffrey Kipsang	KEN	22:21		Doju Tessema	2/21:34	
2013	Hagos Gebrhiwet	ETH	21:04		Belaye Teshome	4/21:42	
					Kalcha Abcha	7/21:49	
					Woldesilase Milkessa	8/21:50	
Teams				1985	Ethiopia		16
1973	Spain		18		Habte Negash	2/22:27	
	José Haro	2/21:00.6			Woldesilase Milkessa	3/22:27	
	José Luis Ruiz	7/21:32.2			Rafera Workench	4/22:45	
	Fernando Cerrada	9/21:45.0			Tilahun Ebba	7/23:07	
	Reinosa Miramontes	(11/21:49.0)			Debebe Demisse	(8/23:11)	
1974	United States		22		Kalcha Abcha	(18/23:35)	
	Rich Kimball	1/21:30.8		1986	Ethiopia		13
	Matthew Centrowitz	5/21:48.0			Melese Feissa	1/22:47.6	
	John Roscoe	6/21:52.2			Demeke Bekele	3/22:56.0	
	Pat Davey	10/21:58.2			Rafera Workench	4/22:57.4	
	Mike Pinocci	(15/22:02.6)			Ararse Fuffa	5/23:06.1	
	J. J. Griffin	(18/22:09.8)			Habte Negash	(6/23:07.4)	
1975	United States		29	1987	Ethiopia		19
	Bobby Thomas	1/20:59.8			Demeke Bekele	2/22:18	
	Donald Clary	5/21:38.0			Debebe Demisse	3/22:20	
	Roy Kissin	8/21:44.0			Aligaz Alemayehu	6/22:28	
	Ralph Serna	15/22:00.0			Bedile Kibret	8/22:37	
1976	United States		16		Ararse Fuffa	(9/22:39)	
	Eric Hulst	1/23:53.8		1988	Tesfayi Dadi	(63/24:16)	
	Thom Hunt	2/24:06.8			Kenya		12
	Alberto Salazar	5/24:36.0			Wilfred Kirochi	1/23:25	
	Don Moses	8/24:43.0			Alfonse Muindi	2/23:39	
	Marty Froelick	(11/24:47.0)			Mathew Rono	4/23:51	
	Ralph Serna	(19/25:02.0)			Thomas Makini	5/23:54	
1977	United States		36		William Koskei Chemitei	(6/24:03)	
	Thom Hunt	1/23:15.0		1989	Kenya		14
	Mark Spilsbury	5/23:44.0			Kipyego Kororia	2/25:31	
	Marty Froelick	12/24:04.0			Stephenson Nyamau	3/25:33	
	Chris Fox	18/24:19.0			Thomas Osano	4/25:33	
	Harold Schulz	(33/24:39.0)			William Koskei Chemitei	5/25:36	
	Jeff Creer	(34/24:40.0)			Jonah Birir	(13/26:33)	
1978	England	GBR	53	1990	Kenya		12
	Mick Morton	1/22:57			Kipyego Kororia	1/22:13	
	Eddie White	13/23:27			Richard Chelimo	2/22:14	
	David Beaver	15/23:29			Ismael Kirui	4/22:32	
	Peter Elletson	24/23:47			Samuel Otieno	5/22:35	
	Simon Catchpole	(44/24:20)			Matthew Birir	(6/22:47)	
	Adrian Stewart	(59/24:50)			Anthony Kiprono	(125/33:52)	
1979	Spain		57	1991	Kenya		19
	Jorge García	8/23:33			Muindi Mumo	2/24:04	
	Pedro Garin	14/23:39			Joseph Kibor	4/24:09	
	Valentin Rodríguez	17/23:42			Josphat Ndeti	6/24:17	
	José Maestra	18/23:43			Ismael Kirui	7/24:19	
	Juan M. Boix	(37/24:10)			Mark Too	(9/24:23)	
	Javier Castelló	(72/25:06)					
1980	USSR		50				
	Valeriy Gryaznov/RUS	2/22:23					

1992	Kenya		18	Solomon Bushendich	3 (3/22:51)		
	Ismael Kirui	1/23:27		Augustine Choge	4 (4/22:55)		
	Josephat Machuka	3/23:37		Moses Mosop	7 (7/23:17)		
	Josphat Ndeti	4/23:45		Barnabas Kosgei	(10/23:45)		
	Samuel Otieno	10/24:20		Kipkorir Chepkwony	(12/24:06)		
	Mark Too	(11/24:22)		2004 Kenya		20	
1993	Kenya		10	Ernest Meli	3/24:16		
	Philip Mosima	1/20:18		Barnabas Kosgei	4/24:24		
	Christopher Kosgei	2/20:20		Hosea Macharinyang	6/24:51		
	Josephat Machuka	3/20:23		Ronald Rutto	7/25:04		
	Lazarus Nyakeraka	4/20:23		Moses Masai	(16/25:31)		
	Stanley Kimutai	(8/21:03)		Stanley Salil	(21/25:50)		
1994	Kenya		18	2005 Kenya		10	
	Philip Mosima	1/24:15		Augustine Choge	1/23:59		
	Daniel Komen	2/24:17		Bernard Kiprop Kipyego	2/24:00		
	Philip Kemei	4/24:49		Barnabas Kosgei	3/24:00		
	David Kiptum	11/25:16		Hosea Macharinyang	4/24:09		
	John Bungei	(19/25:36)		Mang'ata Ndiwa	(5/24:15)		
	Wilson Musto	(81/26:38)		Moses Masai	(7/24:19)		
1995	Kenya		23	2006 Kenya		16	
	David Chelule	3/24:16		Mang'ata Ndiwa	1/23:53		
	Philip Mosima	5/24:23		Leonard Komon	2/23:54		
	Hezron Otwor	7/24:43		Joseph Ebuya	4/23:59		
	Mark Bett	8/24:48		Bernard Matheka	9/24:08		
	Sammy Kipruto	(9/24:58)		Daniel Gitau	(15/24:34)		
	Christopher Kelong	(10/25:02)		2007 Kenya		10	
1996	Kenya		13	Asbel Kiprop	1/24:07		
	David Chelule	1/24:06		Vincent Chepkok	2/24:12		
	Samuel Chepkok	3/24:24		Mathew Kisorio	3/24:23		
	Elijah Korir	4/24:26		Leonard Komon	4/24:25		
	Charles Kwambai	5/24:28		Nicholas Makau	(11/24:50)		
	Gideon Mitei	(7/24:55)		Paul Kuria	(DNF)		
	Patrick Ivuti	(9/25:00)		2008 Kenya		21	
1997	Kenya		13	Lucas Rotich	3/22:42		
	Elijah Korir	1/24:21		Titus Mbishei	5/22:45		
	Paul Kosgei	3/24:29		Mathew Kisorio	6/22:51		
	John Gwako	4/24:58		Peter Some	7/22:55		
	Charles Kwambai	5/25:02		Levi Matebo	(10/23:03)		
	Patrick Ivuti	(6/25:06)		Charles Kibet	(15/23:24)		
	Gideon Mitei	(9/25:20)		2009 Kenya		20	
1998	Ethiopia		16	Titus Mbishei	2/23:30		
	Million Wolde	1/22:47		Paul Tanui	4/23:35		
	Haylu Mekonnen	3/22:51		Japheth Korir	5/23:36		
	Yibeltal Admassu	4/22:53		John Kipkoech	9/24:00		
	Emere Alene	8/23:06		John Cheruiyot	(10/24:08)		
	Yitbarek Eshetu	(9/23:14)		Charles Kibet	(13/24:17)		
	Hailemariam Tegafaw	(14/24:02)		2010 Kenya		10	
1999	Kenya		16	Caleb Ndiku	1/22:07		
	Richard Limo	2/25:43		Clement Langat	2/22:09		
	Gideon Mitei	3/25:45		Japheth Korir	3/22:12		
	Albert Chepkurui	5/26:01		Isiah Koech	4/22:24		
	Sammy Kipketer	6/26:06		Gideon Kipketer	(8/22:33)		
	Duncan Lebo	(7/26:14)		Charles Kibet	(11/22:44)		
	Christopher Soget	(14/27:27)		2011 Kenya		20	
2000	Kenya		10	Geoffrey Kipsang	1/22:21		
	Robert Kipchumba	1/22:49		Patrick Mutunga	3/22:32		
	Duncan Lebo	2/22:52		James Gitahi	6/22:43		
	John Cheruiyot Korir	3/22:55		Isiah Koech	10/23:10		
	Philemon Kemei	4/23:04		Philemon Yator	(13/23:19)		
	Edwin Koech	(7/23:33)		Justine Cheruiyot	(14/23:19)		
	Kiplimo Muneria	(10/24:03)		2013 Ethiopia		23	
2001	Kenya		24	Hagos Gebrhiwet	1/21:04		
	Duncan Lebo	2/25:04		Muktar Edris	3/21:13		
	Nicholas Kemboi	4/25:52		Birhan Nebebew	6/21:42		
	Robert Kipchumba	6/26:00		Yihunilign Adane	13/22:33		
	Edwin Koech	12/26:37		Bonsa Dida	(17/22:38)		
	Wilson Chelal	(13/26:43)		Tsegay Hiluf	(25/23:04)		
	Kiplimo Muneria	(21/26:56)					
2002	Kenya		18	WOMEN			
	Abel Cheruiyot	2 (2/23:19)		Short Course (1998-2006)			
	Thomas Kiplitan	4 (4/23:33)		1998 Sonia O'Sullivan	IRL	12:20	
	Eliud Kipchoge	5 (5/23:39)		1999 Jackline Maranga	KEN	15:09	
	Nicholas Kemboi	7 (7/23:48)		2000 Kutre Dulecha	ETH	13:00	
	Moses Mosop	(10/23:58)		2001 Gete Wami	ETH	14:46	
	Michael Kipyego	(12/24:10)		2002 Edith Masai	KEN	13:30	
2003	Kenya		15	2003 Edith Masai	KEN	12:43	
	Eliud Kipchoge	1 (1/22:47)					

2004	Edith Masai	KEN	13:07
2005	Tirunesh Dibaba	ETH	13:15
2006	Gelete Burka	ETH	12:51

Teams

1998	Morocco		57
	Zahra Ouaziz	2/12:34	
	Zhor El Kamch	13/12:59	
	Saliha Khaldoun	18/13:06	
	Seloua Ouaziz	24/13:10	
	Samra Raif	(29/13:17)	
	Hasna Benhassi	(73/13:57)	
1999	France		40
	Yamna Belkacem	2/15:09	
	Fatima Yvelain	9/15:44	
	Blandine Bitzner-Ducret	10/15:47	
	Celine Rajot	19/15:58	
	Rodica Nagel	(46/ 16:38)	
	Joalsiae Llado	(69/17:07)	
2000	Portugal		46
	Carla Sacramento	7/13:12	
	Fernanda Ribeiro	10/13:17	
	Helena Sampaio	13/13:22	
	Marina Bastos	16/13:27	
	Iñes Monteiro	(29/13:36)	
	Analia Rosa	(45/13:47)	
2001	Ethiopia		26
	Gete Wami	1/14:46	
	Merima Denboba	4/15:04	
	Worknesh Kidane	5/15:06	
	Genet Gebregiorgis	16/15:33	
	Ayelech Worku	(18/15:36)	
	Hareg Sidelil	(61/16:29)	
2002	Ethiopia		32
	Worknesh Kidane	2 (2/13:36)	
	Abebech Nigussie	6 (6/13:53)	
	Amina Godana	8 (8/14:00)	
	Genet Gebregiorgis	16 (16/14:08)	
	Merima Hashim	(34/14:28)	
	Sinkinesh Gudeta	(38/14:30)	
2003	Kenya		18
	Edith Masai	1 (1/12:43)	
	Jane Gakunyi	3 (3/12:46)	
	Isabella Ochichi	4 (4/12:48)	
	Priscah Jepleting	11 (10/13:04)	
	Viola Kibiwott	(23/13:28)	
2004	Ethiopia		19
	Tirunesh Dibaba	2/13:09	
	Teyiba Erkesso	3/13:11	
	Worknesh Kidane	4/13:14	
	Ejagayou Dibaba	10/13:23	
	Amane Godana	(11/13:27)	
	Bezunesh Bekele	(18/13:42)	
2005	Ethiopia		18
	Tirunesh Dibaba	1/13:15	
	Worknesh Kidane	2/13:16	
	Meselech Melkamu	6/13:25	
	Derebe Alemu	9/13:41	
	Bezunesh Bekele	(12/13:44)	
	Ejagayou Dibaba	(14/13:51)	
2006	Ethiopia		25
	Gelete Burka	1/12:51	
	Meselech Melkamu	3/12:54	
	Bezunesh Bekele	9/13:10	
	Teyiba Erkesso	12/13:12	
	Etalemahu Kidane	(13/13:13)	
	Tirunesh Dibaba	(DNF)	

Long Course

1973	Paola Cacchi	ITA	13:45.2
1974	Paola Cacchi	ITA	12:42.0
1975	Julie Brown	USA	13:42
1976	Carmen Valero	ESP	16:19.4
1977	Carmen Valero	ESP	17:26
1978	Grete Waitz	NOR	16:19
1979	Grete Waitz	NOR	16:48
1980	Grete Waitz	NOR	15:05

1981	Grete Waitz	NOR	14:07
1982	Maricica Puică	ROU	14:38.9
1983	Grete Waitz	NOR	13:29
1984	Maricica Puică	ROU	15:56
1985	Zola Budd	ENG/GBR	15:01
1986	Zola Budd	ENG/GBR	14:49.6
1987	Annette Sergent	FRA	16:46
1988	Ingrid Kristiansen	NOR	19:04
1989	Annette Sergent	FRA	22:27
1990	Lynn Jennings	USA	19:21
1991	Lynn Jennings	USA	20:24
1992	Lynn Jennings	USA	21:16
1993	Albertina Dias	POR	20:00
1994	Hellen Chepngeno	KEN	20:45
1995	Derartu Tulu	ETH	20:21
1996	Gete Wami	ETH	20:12
1997	Derartu Tulu	ETH	20:53
1998	Sonia O'Sullivan	IRL	25:39
1999	Gete Wami	ETH	28:00
2000	Derartu Tulu	ETH	25:42
2001	Paula Radcliffe	GBR	27:49
2002	Paula Radcliffe	GBR	26:55
2003	Worknesh Kidane	ETH	25:53
2004	Benita Johnson	AUS	27:17
2005	Tirunesh Dibaba	ETH	26:34
2006	Tirunesh Dibaba	ETH	25:21
2007	Lornah Kiplagat	NED	26:23
2008	Tirunesh Dibaba	ETH	25:10
2009	Florence Kiplagat	KEN	26:13
2010	Emily Chebet	KEN	24:19
2011	Vivian Cheruiyot	KEN	24:58
2013	Emily Chebet	KEN	24:24

Teams

1973	England	GBR	40
	Joyce Smith	2/13:45.2	
	Rita Ridley	4/14:02.0	
	Penny Yule	14/14:23.0	
	Carol Gould	20/14:35.0	
	Barbara Banks	(23)	
	Norine Braithwaite	(37)	
1974	England	GBR	28
	Rita Ridley	3/12:54.0	
	Anne Yeoman	4/12:58.6	
	Joyce Smith	7/13:04.4	
	Carol Gould	14/13:23.8	
	Christine Tranter	(15/13:24.2)	
	Glynis Goodburn	(22/13:31.8)	
1975	United States		44
	Julie Brown	1/13:42	
	Maggie Keyes	11/14:18	
	Paula Neppel	15/14:24	
	Doris Brown	17/14:25	
	Cindy Poor	(27)	
	Linda Heinmuller	(48)	
1976	USSR		33
	Tatyana Kazankina/RUS	2/16:39.0	
	Giana Romanova/UKR	8/17:03.0	
	Tatyana Galstyan/RUS	11/17:06.0	
	Raisa Katyukova/BLR	12/17:07.0	
	Olga Dvirna/UKR	(29/17:31.0)	
1977	USSR		15
	Lyudmila Bragina/RUS	2/17:28	
	Giana Romanova/UKR	3/17:35	
	Irina Bondarchuk/RUS	4/17:38	
	Raisa Katyukova/BLR	6/17:46	
	Lyubov Ivanova/MDA	(12/18:03)	
	Raisa Sadredinova/RUS	(25/18:30)	
1978	Romania		30
	Natalia Mărășescu	2/16:49	
	Maricica Puică	3/16:59	
	Georgeta Gazibara	8/17:18	
	Antoaneta Iacob	17/17:37	
	Fița Lovin	(26/17:55)	

1979	United States		29	Olga Nazarkina/RUS	11/19:51	
	Ellison Goodall	3/17:18		Regina Čistiakova/LTU	13/19:52	
	Jan Merrill	7/17:33		Natalya Sorokivskaya/KAZ	(28/20:05)	
	Julie Shea	8/17:41		Tatyana Pozdnyakova/UKR	(51/20:27)	
	Margaret Groos	11/17:47		1991 Kenya		36
	Jennifer White	(19/18:02)		Jane Ngotho	5/20:30	
	Julie Brown	(36/18:31)		Susan Sirma	7/20:46	
1980	USSR		15	Margaret Ngotho	9/20:55	
	Irina Bondarchuk/RUS	2/15:49		Pauline Konga	15/21:03	
	Yelena Chernysheva/RUS	3/15:52		Hellen Chepngeno	(46/21:41)	
	Giana Romanova/UKR	4/15:53		1992 Kenya		47
	Svetlana Ulmasova/UZB	6/16:00		Susan Sirma	9/21:40	
	Raisa Smekhnova/BLR	(11/16:09)		Helen Kimaiyo	11/21:45	
	Tatyana Sychova/RUS	(45/16:51)		Jane Ngotho	12/21:47	
1981	USSR		24	Hellen Chepngeno	15/21:50	
	Yelena Sipatova/RUS	3/14:22		Pauline Konga	(90/23:11)	
	Tatyana Sychova/RUS	5/14:25		1993 Kenya		52
	Svetlana Ulmasova/UZB	7/14:28		Pauline Konga	7/20:19	
	Tatyana Pozdnyakova/UKR	9/14:34		Helen Kimaiyo	12/20:24	
	Irina Bondarchuk/RUS	(21/14:55)		Esther Kiplagat	16/20:30	
	Giana Romanova/UKR	(32/15:02)		Jane Ngotho	17/20:33	
1982	USSR		44	Lydia Cheromei	(32/20:57)	
	Yelena Sipatova/RUS	7/14:51.9		Tegla Loroupe	(80/21:33)	
	Raisa Smekhnova/BLR	8/14:55.5		1994 Portugal		55
	Tatyana Pozdnyakova/UKR	11/15:00.1		Conceição Ferreira	3/20:52	
	Galina Zakharova/RUS	18/15:08.8		Albertina Dias	5/20:59	
	Alla Yushina/RUS	(29/15:24.2)		Fernanda Ribeiro	10/21:05	
1983	United States		31	Monica Gáma	37/21:39	
	Joan Benoit	4/13:57		Carla Sacramento	(73/22:02)	
	Betty Springs	5/14:00		Ana Paula Oliveira	(85/22:15)	
	Margaret Groos	9/14:04		1995 Kenya		26
	Jan Merrill	13/14:12		Sally Barsosio	3/20:39	
	Nan Doak	(40/14:36)		Margaret Ngotho	4/20:40	
	Kathy Hadler	(42/14:38)		Rose Cheruiyot	8/20:54	
1984	United States		52	Catherine Kirui	11/20:58	
	Betty Springs	9/16:20		Helen Kimaiyo	(17/21:13)	
	Cathy Branta	10/16:21		Hellen Chepngeno	(27/21:24)	
	Sabrina Dornhoefer	16/16:30		1996 Kenya		24
	Cathie Twomey	17/16:31		Rose Cheruiyot	2/20:18	
	Brenda Webb	(25/16:38)		Naomi Mugo	3/20:21	
	Nan Doak	(32/16:48)		Jane Ngotho	8/20:31	
1985	United States		42	Sally Barsosio	11/20:43	
	Cathy Branta	2/15:24		Jepkemboi Barsosio	(15/21:04)	
	Betty Springs	9/15:44		Lornah Kiplagat	(80/22:40)	
	Shelly Steely	15/15:51		1997 Ethiopia		24
	Kathryn Hayes	16/15:54		Derartu Tulu	1/20:53	
	Mary Knisely	(28/16:03)		Gete Wami	3/21:00	
	Nan Doak	(46/16:15)		Merima Denboba	6/21:18	
1986	England	GBR	65	Berhane Adere	14/21:37	
	Zola Budd	1/14:49.6		Getenesh Urge	(27/22:01)	
	Carole Bradford	10/15:27.5		Kore Alemu	(54/22:21)	
	Ruth Partridge	20/15:34.0		1998 Kenya		30
	Jane Shields	34/15:43.4		Jackline Maranga	5/25:56	
	Julie Laughton	(40/15:50.8)		Jane Omoro	7/26:07	
1987	United States		46	Leah Malot	8/26:16	
	Lynn Jennings	4/16:55		Sally Barsosio	10/26:27	
	Lesley Welch	5/16:57		Naomi Mugo	(11/26:33)	
	Mary Knisely	14/17:20		Susan Chepkemei	(12/26:35)	
	Janet Smith	23/17:32		1999 Ethiopia		18
	Suzanne Girard	(44/17:53)		Gete Wami	1/28:00	
	Sabrina Dornhoefer	(53/18:00)		Merima Denboba	2/28:12	
1988	USSR		51	Ayelech Worku	4/28:15	
	Yelena Romanova/RUS	6/19:41		Leila Aman	11/28:55	
	Regina Čistiakova/LTU	7/19:41		Asha Gigi	(32/29:44)	
	Marina Rodchenkova/RUS	18/19:57		Meseret Kotu	(64/ 30:58)	
	Olga Bondarenko/RUS	20/19:58		2000 Ethiopia		20
	Natalya Lagunkova/UKR	(39/20:17)		Derartu Tulu	1/25:42	
	Lyudmila Matveyeva/RUS	(59/20:35)		Gete Wami	2/25:48	
1989	USSR		58	Merima Denboba	8/26:23	
	Nadezhda Stepanova/RUS	2/22:34		Ayelech Worku	9/26:36	
	Yelena Romanova/RUS	9/23:02		Berhane Adere	(14/27:11)	
	Natalya Sorokivskaya/KAZ	20/23:27		Asha Gigi	(28/27:35)	
	Regina Čistiakova/LTU	27/23:36		2001 Kenya		18
	Natalya Artyomova/RUS	(67/24:21)		Lydia Cheromei	3/28:07	
	Tatyana Pozdnyakova/UKR	(69/24:23)		Susan Chepkemei	4/28:13	
1990	USSR		37	Pamela Chepchumba	5/28:20	
	Yelena Romanova/RUS	3/19:33		Leah Malot	6/28:36	
	Nadezhda Galyamova/RUS	10/19:50		Helen Kimaiyo	(14/29:39)	
				Sally Barsosio	(18/29:50)	

2002	Ethiopia		28	Juniors			
	Eyerusalem Kuma	5 (5/27:19)		1989	Malin Ewerlöf	SWE	15:23
	Merima Denboba	6 (6/27:21)		1990	Liu Shixiang	CHN	14:19
	Laila Aman	7 (7/27:25)		1991	Lydia Cheromei	KEN	13:59
	Teyiba Erkesso	10 (10/27:32)		1992	Paula Radcliffe	GBR	13:30
	Ayelech Worku	(13/27:50)		1993	Gladys Ondeyo	KEN	14:04
	Atalelech Ketema	(30/28:33)		1994	Sally Barsosio	KEN	14:04
2003	Ethiopia		17	1995	Annemari Sandell	FIN	14:04
	Worknesh Kidane	1 (1/25:53)		1996	Kutre Dulecha	ETH	13:27
	Merima Denboba	3 (3/26:28)		1997	Rose Kosgei	KEN	14:58
	Eyerusalem Kuma	4 (4/26:30)		1998	Yimenashu Taye	ETH	19:32
	Tereza Yohannes	9 (9/27:06)		1999	Worknesh Kidane	ETH	21:26
	Asha Gigi	(10/27:12)		2000	Vivian Cheruiyot	KEN	20:34
	Bizunesh Deba	(33/28:18)		2001	Viola Kibiwott	KEN	22:05
2004	Ethiopia		26	2002	Viola Kibiwott	KEN	20:13
	Ejagayou Dibaba	2/27:29		2003	Tirunesh Dibaba	ETH	20:21
	Worknesh Kidane	3/27:34		2004	Meselech Melkamu	ETH	20:48
	Teyiba Erkesso	5/27:43		2005	Gelete Burka	ETH	20:12
	Derartu Tulu	16/28:39		2006	Pauline Korikwang	KEN	19:27
	Eyerusalem Kuma	(43/29:41)		2007	Linet Masai	KEN	20:52
	Alemtsehay Hailu	(59/30:12)		2008	Genzebe Dibaba	ETH	19:59
2005	Ethiopia		16	2009	Genzebe Dibaba	ETH	20:14
	Tirunesh Dibaba	1/26:34		2010	Mercy Cheron	KEN	18:47
	Worknesh Kidane	3/26:37		2011	Faith Chepngetich	KEN	18:53
	Meselech Melkamu	4/26:39		2013	Faith Kipyegon	KEN	17:51
	Gete Wami	8/27:20					
	Bezunesh Bekele	(10/27:27)		Teams			
	Merima Hashim	(14/28:02)		1989	Kenya		40
2006	Ethiopia		16		Esther Saina	3/15:41	
	Tirunesh Dibaba	1/25:21			Ann Mwangi	4/15:59	
	Meselech Melkamu	3/25:38			Jane Ekimat	5/16:01	
	Wude Ayalew Yimer	5/25:47			Tegla Loroupe	28/16:43	
	Mestewat Tufa	7/25:59		1990	Kenya		20
	Ejagayou Dibaba	(14/26:37)			Susan Chepkemei	3/14:22	
	Teyiba Erkesso	(46/27:35)			Caroline Kwambai	4/14:23	
2007	Ethiopia		19		Lina Chesire	5/14:25	
	Tirunesh Dibaba	2/26:47			Ann Mwangi	8/14:30	
	Meselech Melkamu	3/26:48			Jane Ekimat	(13/14:37)	
	Gelete Burka	4/26:55			Tegla Loroupe	(16/14:49)	
	Wude Ayalew	10/28:18		1991	Kenya		18
	Koren Jejela	(19/29:10)			Lydia Cheromei	1/13:59	
	Mestewat Tufa	(47/30:21)			Jane Ekimat	2/14:20	
2008	Ethiopia		18		Catherine Kirui	6/14:34	
	Tirunesh Dibaba	1/25:10			Lina Chesire	9/14:43	
	Mestawet Tufa	2/25:15			Ann Mwangi	(34/15:18)	
	Gelete Burka	6/25:35		1992	Ethiopia		55
	Meselech Melkamu	9/25:51			Gete Wami	9/14:04	
	Koren Jejela	(14/26:12)			Emebet Shiferaw	11/14:06	
	Aselefech Mergia	(16/26:28)			Genet Gebregiorgis	17/14:08	
2009	Kenya		14		Kore Alemu	18/14:08	
	Florence Kiplagat	1/26:13			Askale Bereda	(34/14:28)	
	Linet Masai	2/26:16			Alemitu Bekele	(79/15:22)	
	Lineth Chepkurui	4/26:23		1993	Kenya		10
	Ann Mwangi	7/26:49			Gladys Ondeyo	1/14:04	
	Ines Chenonge	(10/27:00)			Pamela Chepchumba	2/14:09	
	Pauline Korikwang	(11/27:03)			Sally Barsosio	3/14:11	
2010	Kenya		14		Helen Kimutai	4/14:14	
	Emily Chebet	1/24:19			Catherine Kirui	(6/14:29)	
	Linet Masai	2/24:20		1994	Kenya		11
	Lineth Chepkurui	5/24:40			Sally Barsosio	1/14:04	
	Margaret Wangari	6/24:42			Rose Cheruiyot	2/14:05	
	Hannah Wanjiru	(13/25:35)			Elizabeth Cheptanui	3/14:15	
	Gladys Chemweno	(14/25:39)			Ruth Biwott	5/14:27	
2011	Kenya		15		Naomi Mugo	(6/14:29)	
	Vivian Cheruiyot	1/24:58			Pamela Chepchumba	(7/14:36)	
	Linet Masai	2/25:07		1995	Kenya		18
	Priscah Cheron	5/25:20			Jebiwot Keitany	2/14:09	
	Pauline Korikwang	7/25:26			Nancy Kipron	3/14:17	
	Lineth Chepkurui	(8/25:28)			Jepkorir Aiyabei	4/14:21	
	Sylvia Kibet	(13/25:56)			Elizabeth Cheptanui	9/14:28	
2013	Kenya		19		Pamela Chepchumba	(10/14:31)	
	Emily Chebet	1/24:24			Helen Kimutai	(14/14:40)	
	Margaret Muriuki	5/24:39		1996	Kenya		21
	Janet Kisa	6/24:46			Jepkorir Aiyabei	3/13:35	
	Viola Kibiwot	7/24:46			Nancy Kipron	4/13:49	
	Irene Cheptai	(10/25:01)			Edna Kiplagat	5/13:50	
	Beatrice Mutai	(11/25:05)					

1997	Elizabeth Cheptanui	9/14:00	15
	Caroline Chepkoech	(10/14:04)	
	Kenya		
	Rose Kosgei	1/14:58	
	Priscah Jepleting	2/14:59	
	Edna Kiplagat	4/15:10	
	Caroline Tarus	8/15:14	
1998	Anita Kiptum	(9/15:15)	16
	Agnes Kiprof	(10/15:15)	
	Ethiopia		
	Yimenu Taye	1/19:32	
	Worknesh Kidane	3/19:34	
	Alemgena Bezabeh	4/19:46	
	Merima Hashim	8/19:59	
1999	Hareg Sidelil	(16/20:37)	20
	Tereza Yohannes	(17/20:38)	
	Ethiopia		
	Worknesh Kidane	1/21:26	
	Hareg Sidelil	4/21:44	
	Merima Hashim	6/21:50	
	Hewan Abeye	9/22:03	
2000	Hirut Abera	(14/22:23)	12
	Bezunesh Bekele	(35/ 23:08)	
	Kenya		
	Vivian Cheruiyot	1/20:34	
	Alice Timbilil	2/20:35	
	Viola Kibiwott	3/20:36	
	Fridah Domongole	6/20:43	
2001	Pamela Kipchonge	(12/21:19)	16
	Gladys Ruto	(34/22:19)	
	Ethiopia		
	Abebech Nigusie	2/22:05	
	Aster Bacha	3/22:05	
	Tirunesh Dibaba	5/22:08	
	Tereza Yohannes	6/22:10	
2002	Mestewat Tufa	(10/22:24)	13
	Kenya		
	Viola Kibiwott	1 (1/20:13)	
	Vivian Cheruiyot	3 (3/20:22)	
	Fridah Domongole	4 (4/20:23)	
	Peninah Chepchumba	5 (5/20:24)	
	Sharon Cherop	(10/20:53)	
2003	Valentine Koech	(12/21:03)	14
	Ethiopia		
	Tirunesh Dibaba	1 (1/20:21)	
	Gelete Burka	3 (3/20:28)	
	Meselech Melkamu	4 (4/20:33)	
	Sentayehu Ejigu	6 (6/20:56)	
	Aziza Aliye	(12/21:49)	
2004	Belaynesh Fekadu	(18/22:31)	10
	Ethiopia		
	Meselech Melkamu	1/20:48	
	Aziza Aliye	2/20:53	
	Mestawet Tadesse	3/20:56	
	Workitu Ayana	4/20:59	
	Yenealem Ayano	(7/21:05)	
2005	Hirut Mengiste	(15/21:59)	16
	Kenya		
	Veronica Nyaruai	2/20:39	
	Beatrice Chepngeno	3/20:44	
	Mercy Njoroge	4/20:46	
	Pauline Korikwang	7/20:56	
	Gladys Chemweno	(8/20:57)	
2006	Aliphine Tuliamuk	(9/21:09)	10
	Kenya		
	Pauline Korikwang	1/19:27	
	Veronica Nyaruai	2/19:27	
	Mercy Kosgei	3/19:45	
	Emmy Chepkirui	4/19:52	
	Pamela Lisoreng	(8/20:06)	
2007	Gladys Chemweno	(9/20:09)	13
	Kenya		
	Linnet Masai	1/20:52	
	Mercy Kosgei	2/20:59	
	Veronica Nyaruai	3/21:10	
	Gladys Chemweno	7/21:27	
	Mercy Cherono	(23/22:32)	
Pauline Korikwang	(DNF)		

2008	Ethiopia		16
	Genzebe Dibaba	1/19:59	
	Emebet Eta'a	3/20:06	
	Emebet Bacha	5/20:11	
	Betelhem Moges	7/20:13	
	Tigist Memuye	(9/20:27)	
	Bitew Yehuegne	(11/20:33)	
2009	Ethiopia		18
	Genzebe Dibaba	1/20:14	
	Frehiwat Goshu	4/20:34	
	Sule Utura	6/20:38	
	Emebet Anteneh	7/20:42	
	Meseret Mengistu	(9/20:52)	
	Tsega Gelaw	(12/21:11)	
2010	Kenya		10
	Mercy Cherono	1/18:47	
	Purity Rionoripo	2/18:54	
	Esther Chemtai	3/18:55	
	Faith Chepngetich	4/19:02	
	Nelly Ngeiywo	(7/19:06)	
	Alice Aprot	(9/19:14)	
2011	Ethiopia		17
	Genet Yalew	2/18:54	
	Azemra Gebru	3/18:54	
	Waganesh Mekasha	4/18:59	
	Emebet Anteneh	8/19:29	
	Buze Diriba	(10/19:34)	
	Alem Mokonnin	(11/19:39)	
2013	Kenya		14
	Faith Kipyegon	1/17:51	
	Agnes Tirop	2/17:51	
	Caroline Kipkirui	4/18:09	
	Roseline Chepngetich	7/18:21	
	Sheila Keter	(8/18:21)	
	Pauline Kamulu	(11/18:43)	

IAAF WORLD HALF MARATHON CHAMPIONSHIPS

(Incorporating the IAAF World Road Running Championships in 2006 & 2007)

Venues - 1992: Tyneside (19/20 Sep); 1993: Bruxelles (3 Oct); 1994: Oslo (24 Sep); 1995: Montbéliard (1 Oct); 1996: Palma de Mallorca (29 Sep); 1997: Kosice (4 Oct); 1998: Uster (26 Sep); 1999: Palermo (3 Oct); 2000: Veracruz (12 Nov); 2001: Bristol (7 Oct); 2002: Bruxelles (4 May); 2003: Vilamoura (14 Oct); 2004: New Delhi (3 Oct); 2005: Edmonton (1 Oct); 2006: Debrecen (20km: 8 Oct); 2007: Udine (14 Oct); 2008: Rio de Janeiro (12 Oct); 2009: Birmingham (11 Oct); 2010: Nanning (9 Oct); 2012: Kavarna (6 Oct)

MEN

1992	Benson Masya	KEN	60:24
1993	Vincent Rousseau	BEL	61:06
1994	Khalid Skah	MAR	60:27
1995	Moses Tanui	KEN	61:45
1996	Stefano Baldini	ITA	61:17
1997	Shem Kororia	KEN	59:56
1998	Paul Koech	KEN	60:01
1999	Paul Tergat	KEN	61:50
2000	Paul Tergat	KEN	63:47
2001	Haile Gebrselassie	ETH	60:03
2002	Paul Kosgei	KEN	60:39
2003	Martin Lel	KEN	60:49
2004	Paul Kirui	KEN	62:15
2005	Fabiano Joseph	TAN	61:08
2006 ^{20k}	Zersenay Tadese	ERI	56:01
2007	Zersenay Tadese	ERI	58:59
2008	Zersenay Tadese	ERI	59:56
2009	Zersenay Tadese	ERI	59:35
2010	Wilson Kiprop	KEN	60:07
2012	Zersenay Tadese	ERI	60:19

Teams

1992	Kenya		3:02:25
	Benson Masya	1/60:24	
	Lameck Aguta	4/60:55	
	Joseph Keino	6/61:06	
	Cosmas Ndeti	(10/61:34)	
	James Kariuki	(42/62:55)	
1993	Kenya		3:05:40
	Lameck Aguta	4/61:15	
	Thomas Osano	12/62:10	
	Joseph Cheromei	16/62:15	
	Zablon Miano	(29/62:48)	
1994	Kenya		3:03:36
	Godfrey Kiprotich	4/61:01	
	Sam Kororia	5/61:16	
	Andrew Masai	6/61:19	
	Moses Tanui	(9/61:35)	
	Paul Tergat	(11/61:37)	
1995	Kenya		3:05:21
	Moses Tanui	1/61:45	
	Paul Yego	2/61:46	
	Charles Tangus	3/61:50	
	Godfrey Muriuki	(16/62:59)	
	Julius Ruto	(84/66:40)	
1996	Italy		3:07:42
	Stefano Baldini	1/61:17	
	Giacomo Leone	9/62:48	
	Vincenzo Modica	17/63:37	
	Dario Fegatelli	(18/63:38)	
	Michele Gamba	(25/63:50)	
1997	Kenya		2:59:54
	Shem Kororia	1/59:56	
	Moses Tanui	2/59:58	
	Kenneth Cheruiyot	3/60:00	
	Laban Chege	(10/61:13)	
	Joshua Chelanga	(26/62:12)	
1998	South Africa		3:02:21
	Hendrick Ramaala	2/60:24	
	Gert Thys	5/60:37	
	Abner Chipu	9/61:20	
	Maxwell Zungu	(22/62:16)	
	Ezael Tlhobo	(51/64:08)	
1999	South Africa		3:06:01
	Hendrick Ramaala	2/61:50	
	Abner Chipu	6/61:54	
	Mluleki Nobanda	10/62:17	
	Gert Thys	(12/62:24)	
	Shadrack Hoff	(94/69:44)	
2000	Kenya		3:11:38
	Paul Tergat	1/63:47	
	Joseph Kimani	4/63:52	
	David Ruto	5/63:59	
	John Gwako	(6/64:16)	
	Philip Rugut	(DNF)	
2001	Ethiopia		3:00:31
	Haile Gebrselassie	1/60:03	
	Tesfaye Jifar	2/60:04	
	Tesfaye Tola	5/60:24	
	Dereje Kebede	(62/64:30)	
	Alemayehu Girma	(DNF)	
2002	Kenya		3:04:42
	Paul Kosgei	1/60:39	
	Charles Kamathi	9/62:01	
	Paul Kirui	10/62:02	
	Augustin Togom	(18/62:59)	
	Robert M. Cheruiyot	(DNF)	
2003	Tanzania		3:03:01
	Fabiano Joseph	2/60:52	
	Martin Sulle	3/60:56	
	John Yuda	5/61:13	
2004	Kenya		3:07:55
	Paul Kirui	1/62:15	
	John Cheruiyot Korir	4/62:38	
	Wilson Kiprotich	8/63:02	
2005	Ethiopia		3:06:18
	Sileshi Sihine	4/61:14	

	Abebe Dinkesa	5/61:53	
	Leshane Yegezu	13/63:11	
	Solomon Tsige	(18/63:23)	
2006 ^{20k}	Kenya		2:51:18
	Robert Kipchumba	2/56:41	
	Wilson Kiprotich	3/57:15	
	Wilfred Taragon	5/57:22	
	Fred Tumbo	(17/59:07)	
	Patrick Makau	(26/59:54)	
2007	Kenya		2:58:54
	Patrick Makau	2/59:02	
	Evans Cheruiyot	3/59:05	
	Robert Kipchumba	15/60:47	
	Francis Kibiwott	(45/63:22)	
	Samuel Wanjiru	(51/63:31)	
2008	Kenya		3:07:24
	Patrick Makau	2/61:54	
	Stephen Kibiwot	4/61:58	
	Joseph Maregu	9/63:32	
	Lamech Mokono	(54/68:49)	
2009	Kenya		3:01:06
	Bernard Kipyego	2/59:59	
	Wilson Kipsang Kiprotich	4/60:08	
	Wilson Chebet	6/60:59	
	Kiplimo Kimutai	(7/61:31)	
	Sammy Kitwara	(10/61:59)	
2010	Kenya		3:01:32
	Wilson Kiprop	1/60:07	
	Sammy Kitwara	3/60:22	
	Silas Kipruto	4/61:03	
	Titus Masai	(6/61:24)	
	Moses Mosop	(10/61:31)	
2012	Kenya		3:03:52
	John Mwangangi	3/61:01	
	Pius Kirop	4/61:11	
	Stephen Kibet	5/61:40	
	Eliud Kipchoge	(6/61:52)	

Juniors

1992	Kadessa Tadesse	ETH	64:51
1993	Melk Mothuli	RSA	62:11

Teams

1992	Italy		3:17:39
	Francesco Ingargiola	3/65:18	
	Salvatore Orgiana	4/65:40	
	Ottavio Andrianni	7/66:41	
	Matteo Palumbo	(8/67:12)	
	Maurizio Gemetto	(DNF)	
1993	South Africa		3:09:46
	Melk Mothuli	1/62:11	
	Isaac Radebe	3/63:35	
	Fraank Poee	4/64:00	
	Adam Selebalo	(12/66:46)	
	Vivian Mkhize	(21/69:12)	

WOMEN

1992	Liz McColgan	GBR	68:53
1993	Conceição Ferreira	POR	70:07
1994	Elana Meyer	RSA	68:36
1995	Valentina Yegorova	RUS	69:58
1996	Ren Xiujuan	CHN	70:39
1997	Tegla Loroupe	KEN	68:14
1998	Tegla Loroupe	KEN	68:29
1999	Tegla Loroupe	KEN	68:48
2000	Paula Radcliffe	GBR	69:07
2001	Paula Radcliffe	GBR	66:47
2002	Berhane Adere	ETH	69:06
2003	Paula Radcliffe	GBR	67:35
2004	Sun Yingjie	CHN	68:40
2005	Constantina Tomescu-Diță	ROU	69:17
2006 ^{20k}	Lornah Kiplagat	NED	63:21
2007	Lornah Kiplagat	NED	66:25
2008	Lornah Kiplagat	NED	68:37
2009	Mary Keitany	KEN	66:36

2010	Florence Kiplagat	KEN	68:24
2012	Meseret Hailu	ETH	68:55
Teams			
1992	Japan		3:30:39
	Megumi Fujiwara	2/69:21	
	Miyoko Asahina	5/70:27	
	Eriko Asai	7/70:51	
	Akari Takamoto	(11/71:01)	
1993	Romania		3:32:18
	Elena Murgoci	5/70:17	
	Anuța Cătună	6/70:39	
	Iulia Negură	7/71:22	
	Adriana Barbu	(9/71:52)	
1994	Romania		3:29:03
	Iulia Negură	2/69:15	
	Anuța Cătună	3/69:35	
	Elena Fidatof	5/70:13	
	Adriana Barbu	(9/70:38)	
1995	Romania		3:31:29
	Cristina Pomacu	2/70:22	
	Anuța Cătună	3/70:28	
	Elena Fidatof	6/70:39	
	Aurica Buia	(11/71:44)	
	Iulia Negură	(DNF)	
1996	Romania		3:33:05
	Lidia Șimon	2/70:57	
	Aurica Buia	3/71:01	
	Nuța Olaru	4/71:07	
	Cristina Pomacu	(11/73:05)	
1997	Romania		3:27:40
	Cristina Pomacu	2/68:43	
	Lidia Șimon	3/69:05	
	Nuța Olaru	5/69:52	
	Aurica Buia	(14/71:01)	
	Alina Tecuță	(15/71:02)	
1998	Kenya		3:29:43
	Tegla Loroupe	1/68:29	
	Joyce Chepchumba	6/70:10	
	Leah Malot	10/71:04	
	Lornah Kiplagat	(21/72:09)	
	Jackline Torori	(41/74:03)	
1999	Kenya		3:27:40
	Tegla Loroupe	1/68:48	
	Catherine Ndereba	3/69:23	
	Joyce Chepchumba	4/69:29	
	Margaret Okayo	(13/71:29)	
	Jane Omoro	(20/72:10)	
2000	Romania		3:34:22
	Lidia Șimon	3/70:24	
	Mihaela Botezan	6/71:52	
	Cristina Pomacu	7/72:06	
	Alina Gherasim	(31/77:16)	
	Nuța Olaru	(41/80:00)	
2001	Kenya		3:28:04
	Susan Chepkemei	2/67:36	
	Isabella Ochichi	8/70:01	
	Caroline Kwambai	12/70:27	
	Joyce Chepchumba	(18/71:03)	
	Magdeline Chemjor	(21/71:26)	
2002	Kenya		3:28:22
	Susan Chepkemei	2/69:13	
	Pamela Chepchumba	5/69:30	
	Lenah Cheruiyot	7/69:39	
	Ines Chenonge	(20/71:25)	
	Tegla Loroupe	(43/74:23)	
2003	Russia		3:30:16
	Lidiya Grigoryeva	4/69:32	
	Alla Zhilyayeva	6/70:13	
	Lyudmila Biktasheva	7/70:31	
	Alina Ivanova	(10/70:59)	
	Galina Bogomolova	(17/72:12)	
2004	Ethiopia		3:36:00
	Eyerusalem Kuma	6/71:07	
	Bezunesh Bekele	8/71:23	
	Teyiba Erkesso	15/73:30	

	Adanech Zekiros	(16/73:50)	
2005	Romania		3:31:00
	Constantina Tomescu-Diță	1/69:17	
	Mihaela Botezan	5/70:36	
	Nuța Olaru	(8/71:07)	
	Adriana Pîrtea	(10/71:10)	
	Luminița Talpoș	(27/74:01)	
2006 ^{20k}	Kenya		3:15:55
	Rita Jeptoo	3/63:47	
	Edith Masai	5/65:21	
	Eunice Chepkorir	14/66:47	
2007	Kenya		3:23:33
	Mary Keitany	2/66:48	
	Pamela Chepchumba	3/68:06	
	Everline Kimwei	6/68:39	
	Alice Timbilil	(9/69:09)	
2008	Ethiopia		3:30:59
	Asselefech Mergia	2/69:57	
	Genet Getaneh	4/70:03	
	Abebu Gelan	6/70:59	
	Atsede Habtamu	(8/71:13)	
	Meseret Mengistu	(11/72:03)	
2009	Kenya		3:22:30
	Mary Keitany	1/66:36	
	Philes Ongori	2/67:38	
	Caroline Cheptanui	4/68:16	
	Filomena Cheyech	(8/69:44)	
	Peninah Arusei	(19/71:10)	
2010	Kenya		3:26:59
	Florence Kiplagat	1/68:24	
	Peninah Arusei	3/69:05	
	Joyce Chepkirui	5/69:30	
	Sarah Chepchirchir	(11/71:03)	
2012	Ethiopia		3:27:52
	Meseret Hailu	1/68:55	
	Feysa Tadesse	2/68:56	
	Emebet Eta'a	5/70:01	
	Deribe Godana	(17/73:16)	
	Selam Abere	(43/1:19:09)	

IAAF WORLD ROAD RELAY CHAMPIONSHIPS

Venues - 1992: Funchal (Madeira: 9/10 May); 1994: Litókhoron (16/17 Apr); 1996: København (13/14 Apr); 1998: Manaus (18/19 Apr). Discontinued after 1998

MEN

1992	Kenya	2:00:02
	Eliud Barngetuny	leg 1 - (5km)/13:54
	William Koech	leg 2 - (10km)/28:13
	Ezequiel Bitok	leg 3 - (5km)/14:08
	William Sigei	leg 4 - (10km)/29:21
	Richard Tum	leg 5 - (5km)/14:16
	William Mutwol	leg 6 - (7.195km)/20:10
1994	Morocco	1:57:56
	Brahim Jabbour	leg 1 - (5km)/13:35
	Elarbi Khattabi	leg 2 - (10km)/28:44
	Hicham El Guerrouj	leg 3 - (5km)/13:43
	Salah Hissou	leg 4 - (10km)/27:57
	Brahim Boutayeb	leg 5 - (5km)/13:53
	Khalid Skah	leg 6 - (7.195km)/20:04
1996	Kenya	2:00:40
	Simon Rono	leg 1 - (5km)/13:45
	Joseph Kimani	leg 2 - (10km)/28:33
	Mark Yatich	leg 3 - (5km)/14:33
	Stephen Kirwa	leg 4 - (10km)/29:00
	David Kipruto	leg 5 - (5km)/14:09
	William Kiptum	leg 6 - (7.195km)/20:40
1998	Kenya	2:01:13
	John Kibowen	leg 1 - (5km)/13:44
	Paul Koech	leg 2 - (10km)/28:40

Benjamin Limo	leg 3 - (5km)/14:04
Thomas Nyariki	leg 4 - (10km)/29:33
John Kosgei	leg 5 - (5km)/14:28
Paul Kosgei	leg 6 - (7.195km)/20:44

WOMEN

1992	Portugal	2:20:14
	Fernanda Marques	leg 1 - (5km)/16:15
	Aurora Cunha	leg 2 - (10km)/34:09
	Felicidade Sena	leg 3 - (5km)/16:28
	Conceição Ferreira	leg 4 - (10km)/33:00
	Fatima Neves	leg 5 - (5km)/17:00
	Fernanda Ribeiro	leg 6 - (7.195km)/23:22
1994	Russia	2:17:19
	Tatyana Pentukova	leg 1 - (5km)/16:12
	Natalya Galyamova	leg 2 - (10km)/32:59
	Yelena Kopytova	leg 3 - (5km)/15:45
	Natalya Solominskaya	leg 4 - (10km)/33:21
	Yelena Romanova	leg 5 - (5km)/15:48
	Olga Churbanova	leg 6 - (7.195km)/23:14
1996	Ethiopia	2:16:04
	Genet Gebregiorgis	leg 1 - (5km)/15:53
	Berhane Adere	leg 2 - (10km)/32:21
	Ayelech Worku	leg 3 - (5km)/16:15
	Gete Wami	leg 4 - (10km)/32:25
	Getenesh Urge	leg 5 - (5km)/16:00
	Luchia Yishak	leg 6 - (7.195km)/23:10
1998	Ethiopia	2:21:15
	Yimenashu Taye	leg 1 - (5km)/15:58
	Gete Wami	leg 2 - (10km)/33:07
	Genet Gebregiorgis	leg 3 - (5km)/16:18
	Asha Gigi	leg 4 - (10km)/35:00
	Ayelech Worku	leg 5 - (5km)/16:18
	Merima Denboba	leg 6 - (7.195km)/24:34

	Tatyana Kazankina/RUS	5/49:12	
	Lyudmila Matveyeva/RUS	6/49:13	
	Marina Rodchenkova/RUS	9/49:26	
	Yelena Sipatova/RUS	(37/52:18)	
1987	Portugal		32
	Albertina Machado	6/49:35	
	Aurora Cunha	12/50:04	
	Albertina Dias	14/50:12	
	Conceição Ferreira	(22/50:59)	
1988	USSR		21
	Zoya Ivanova/KAZ	3/50:28	
	Yekaterina Kramenkova/BLR	6/50:43	
	Lyudmila Matveyeva/RUS	12/51:30	
	Marina Rodchenkova/RUS	(23/52:37)	
1989	PR of China		10
	Wang Xiuting	1/49:34	
	Zhong Huandi	2/49:44	
	Wang Huabi	7/50:42	
	Huang Quinghuan	(28/54:03)	
1990	Portugal		27
	Aurora Cunha	5/50:26.8	
	Conceição Ferreira	9/50:59.3	
	Lucilla Soares	13/51:33.5	
	Albertina Dias	(DNF)	
1991	Germany		22
	Uta Pippig	3/48:44	
	Kerstin Pressler	6/49:19	
	Iris Biba	13/49:40	
	Birgit Jershabeck	(22/50:30)	

STRIPPED GOLD

Cases where athletes have been stripped of IAAF gold for doping or age manipulation violations

MEN

1987	WIC	60 Metres	Ben Johnson	CAN
1987	WCH	100 Metres	Ben Johnson	CAN
1994	WJC	Hammer Throw	Vladislav Piskunov	UKR
1997	WCH	Shot Put	Aleksandr Bagach	UKR
1997	WCH	4x400mR	United States	
1999	WCH	50Km Walk	German Skurygin	RUS
1999	WCH	4x400mR	United States	
2001	WCH	4x100mR	United States	
2001	WCH	4x400mR	United States	
2003	WIC	4x400mR	United States	
2003	WCH	4x400mR	United States	
2005	WYC	2000mSC	Tareq Mubarak Taher	BRN
2005	WYC	400m Hurdles	Abdulgadir Idriss	SUD

WOMEN

1993	WIC	4x400mR	Russia	
1995	WIC	Shot Put	Larisa Peleshenko	RUS
1999	WIC	Shot Put	Vita Pavlysh	UKR
2000	WJC	Discus Throw	Seema Antil	IND
2001	WCH	200 Metres	Marion Jones	USA
2001	WCH	Discus Throw	Natalya Sadova	RUS
2001	WCH	4x100mR	United States	
2003	WIC	60 Metres	Zhanna Block	UKR
2003	WIC	200 Metres	Michelle Collins	USA
2003	WCH	100 Metres	Kelli White	USA
2003	WCH	200 Metres	Kelli White	USA
2005	WCH	Hammer Throw	Olga Kuzenkova	RUS
2004	WIC	200 Metres	Anastasiya Kapachinskaya	RUS
2004	WIC	Shot Put	Vita Pavlysh	UKR
2006	WIC	Long Jump	Tatyana Kotova	RUS
2008	WIC	1500 Metres	Yelena Soboleva	RUS
2010	WJC	400m Hurdles	Katsiaryna Artsiukh	BLR
2010	WJC	Shot Put	Geisa Arcanjo	BRA

IAAF WORLD 10 / 15 KILOMETRES ROAD RACE FOR WOMEN

Venues – 1983: San Diego (10km: 4 Dec); 1984: Madrid (10km: 11 Nov); 1985: Gateshead (2 Dec); 1986: Lisboa (9 Nov); 1987: Monte Carlo (21 Nov); 1988: Adelaide (20 Mar); 1989: Rio de Janeiro (23 Sep); 1990: Dublin (14 Oct); 1991: Nieuwegein (13 Oct). Discontinued after 1991

WOMEN

1983	Wendy Sly	GBR	32:23
1984	Aurora Cunha	POR	33:04
1985	Aurora Cunha	POR	49:17
1986	Aurora Cunha	POR	48:31
1987	Ingrid Kristiansen	NOR	47:17
1988	Ingrid Kristiansen	NOR	48:24
1989	Wang Xiuting	CHN	49:34
1990	Iulia Negură	ROU	50:11.8
1991	Iulia Negură	ROU	48:42

Teams

1983	United States		12
	Betty Springs	2(2/32:23)	
	Lesley Welch	3(3/32:41)	
	Ellen Hart	7(9/33:15)	
	Suzanne Girard	(12/33:35)	
1984	Great Britain & NI		1:41:24
	Carole Bradford	3/33:25	
	Debbie Peel	4/33:51	
	Carol Haigh	7/34:08	
	Véronique Marot	(DNF)	
1985	Great Britain & NI		19
	Carole Bradford	3/49:59	
	Paula Fudge	5/50:36	
	Wendy Sly	11/51:40	
	Jill Rothwell	(14/51:53)	
1986	USSR		20

THE MOST IAAF GOLDS

Lists of the most prolific gold medallists across all IAAF World Championships

MEN					WOMEN				
Total	Name	Individual	Team	Relay Heat	Total	Name	Individual	Team	Relay Heat
22	Kenenisa Bekele ETH	18	4	-	19	Tirunesh Dibaba ETH	10	9	-
17	Paul Tergat KEN	7	10	-	12	Gete Wami ETH	4	8	-
12	Haile Gebrselassie ETH	11	1	-	11	Worknesh Kidane ETH	2	9	-
	John Ngugi KEN	5	7	-		Allyson Felix USA	4	7	-
11	LaShawn Merritt USA	4	6	1	10	Meselech Melkamu ETH	2	8	-
	Moses Tanui KEN	2	9	-		Maria Mutola ETH	10	-	-
10	Ismael Kirui KEN	3	7	-	9	Tegla Loroupe KEN	3	6	-
	Usain Bolt JAM	7	3	-		Natalya Nazarova RUS	3	6	-
9	Sergey Bubka URS/UKR	9	-	-		Gail Devers USA	8	1	-
	Iván Pedrosa CUB	9	-	-		Yelena Isinbaeva RUS	9	-	-
8	Hicham El Guerrouj MAR	7	1	-	8	Vivian Cheruiyot KEN	5	3	-
	Michael Johnson USA	6	2	-		Sally Barsosio KEN	2	6	-
	John Kibowen KEN	2	6	-		Natasha Hastings USA	2	3	3
	Paul Koech KEN	1	7	-		Gabriela Szabo ROU	8	8	-
	Paul Kosgei KEN	1	7	-		Derartu Tulu ETH	5	3	-
	Carl Lewis USA	5	3	-		Valerie Adams/Vili NZL	8	-	-
	Benjamin Limo KEN	2	6	-					

GOLDS ACROSS IAAF CHAMPIONSHIPS

Athletes winning gold medals at four or more different types of IAAF World Championships

		WCH	WIC	WJC	WYC	WXC	WHM	WRR	W15K
5	Berhane Adere ETH	•	•			•	•	•	
4	Valerie Adams/Vili NZL	•	•	•	•				
	Veronica Campbell/Brown JAM	•	•	•	•				
	Conceição Ferreira POR					•	•	•	•
	Haile Gebrselassie ETH	•	•	•			•		
	Natasha Hastings USA	•	•	•	•				
	Yelena Isinbaeva RUS	•	•	•	•				

Further winners of gold medals as a senior, junior and youth (in addition to Adams, Campbell, Hastings and Isinbaeva above)

3	Alexandria Anderson USA	•		•	•				
	Usain Bolt JAM	•		•	•				
	Tatyana Chernova RUS	•		•	•				
	Jacques Freitag RSA	•		•	•				
	Arman Hall USA	•		•	•				
	Kirani James GRN	•		•	•				
	Dexter Lee JAM	•		•	•				
	Jana Pittman/Rawlinson AUS	•		•	•				
	David Storl GER	•		•	•				
	Christian Taylor USA	•		•	•				

THE OLDEST LIVING IAAF WORLD CHAMPIONS

As at January 31, 2014

MEN	Country	Born	Event	Meet	Venue	Year
Lucien Rault	FRA	30-3-1936	Team	WXC	Glasgow	1978
Gaston Roelants	BEL	5-2-1937	Team	WXC	Monza	1974
Veniamin Soldatenko	URS	4-1-1939	50Km Walk	WCH	Malmö	1976
Bryan Rose	NZL	24-7-1943	Team	WXC	Rabat	1975
David Sirl	NZL	9-11-1943	Team	WXC	Rabat	1975
Miruts Yifter	ETH	15-5-1944	Team	WXC	Rome	1982
WOMEN	Country	Born	Event	Meet	Venue	Year
Joyce Smith	ENG	26-10-1937	Team	WXC	Monza	1974
Doris Brown	USA	17-9-1942	Team	WXC	Rabat	1975
Lyudmila Bragina	URS/RUS	24-7-1943	Team	WXC	Düsseldorf	1977
Carol Gould	ENG	10-7-1944	Team	WXC	Monza	1974
Paola Pigni/Cacchi	ITA	30-12-1945	4Km	WXC	Monza	1974
Tatyana Galstyan	URS/RUS	17-4-1946	Team	WXC	Chepstow	1976

MOST IAAF GOLDS BY COUNTRY

This listing shows how 2352 individual and team gold medals have been distributed among 100 countries

<p>368 United States 328 Kenya 178 Ethiopia 168 Russia (+28 as part of EUN & USSR) 91 Germany (+52 GDR & 8 FRG) 85 Great Britain & NI (+10 ENG & 2 SCO) 76 Jamaica 73 PR of China 68 Cuba USSR (Includes golds won by teams with athletes from BLR, KAZ, KGZ, LTU, MDA, RUS, UKR, UZB)</p> <p>55 Romania 52 German DR 42 Australia 39 France South Africa 30 Ukraine (+22 as part of EUN & USSR) 28 Sweden 25 Italy Poland 24 Bulgaria Morocco 22 Portugal 21 Czech Republic (+4 as part of TCH) Finland 20 Belarus (+8 as part of EUN & USSR) 19 Norway Spain 17 Bahamas 14 Ireland 13 Croatia Netherlands New Zealand 12 Nigeria Qatar 11 Canada Japan 10 Belgium Brazil England Greece Mozambique Trinidad & Tobago</p> <p>9 Algeria Hungary 8 FR of Germany Switzerland 7 Estonia 6 Bahrain Eritrea Grenada Mexico Sudan 5 Slovenia Uganda 4 Czechoslovakia (all CZE) Denmark Ecuador Saudi Arabia Unified Team (2 UKR, 1 RUS & 1 BLR) Uzbekistan (+ 1 as part of USSR) 3 Dominican Republic Kazakhstan (+2 as part of USSR)</p>	<p>(3) Lithuania Syria Tanzania 2 Argentina Barbados Bermuda Botswana Chinese Taipei Colombia Iran Korea Latvia (+1 as part of USSR) Namibia Scotland Tajikistan Turkey 1 Chile Costa Rica Ghana Iceland Israel Moldova Montenegro Panama PDR of Korea Peru Senegal Serbia Slovak Republic Somalia St Kitts & Nevis Thailand Tunisia Turks & Caicos Uruguay Venezuela Yugoslavia (all SRB) Zambia</p> <p>Additionally, Kyrgyzstan have one gold medal, but only as part of the USSR (High jumper Igor Paklin at the 1987 World Indoor Championships)</p> <p>A further 119 current IAAF members have yet to win at least one IAAF gold: AFG, AIA, ALB, AND, ANG, ANT, ARM, ARU, ASA, AUT, AZE, BAN, BDI, BEN, BHU, BIH, BIZ, BOL, BRU, BUR, CAF, CAM, CAY, CGO, CHA, CIV, CMR, COD, COK, COM, CPV, CYP, DJI, DMA, EGY, ESA, FIJ, FSM, GAB, GAM, GBS, GEO, GEQ, GIB, GUA, GUI, GUM, GUY, HAI, HKG, HON, INA, IND, IRQ, ISV, IVB, JOR, KIR, KUW, LAO, LBA, LBR, LCA, LES, LIB, LIE, LUX, MAC, MAD, MAS, MAW, MDV, MGL, MHL, MKD, MLI, MLT, MNT, MON, MRI, MTN, MYA, NCA, NEP, NFI, NIG, NMI, NRU, OMA, PAK, PAR, PHI, PLE, PLW, PNG, PUR, PYF, RWA, SAM, SEY, SIN, SLE, SMR, SOL, SRI, STP, SUR, SWZ, TGA, TKM, TLS, TOG, TUV, UAE, VAN, VIE, VIN, YEM, ZIM</p>
---	---

WORLD & CONTINENTAL INDOOR RECORDS

(As at January 31, 2014)

The best indoor performances on record – as agreed by the world's leading statisticians – were accepted as the inaugural IAAF World Indoor Records from January 1, 1987. Exactly twenty-five years later, the first official list of IAAF World Junior Indoor records were established in the same circumstances. Note that marks set on oversized tracks longer than 200 metres (OT) or by relay teams with mixed nationalities (§) are not accepted as records. Where relevant, the pace is given for world record performances. Where known, the time given is that of the runner who set the record, rather than the pacemaker.

Thank you to the websites, administrators and the statisticians for the following continental federations: Asia: <http://www.athleticsasia.org>; Europe: <http://www.european-athletics.org>; South America: <http://www.consudatle.org>; North America (USA): <http://www.usatf.org>. For Africa, Central America and Oceania, no official indoor records are listed and in the absence of official records we are showing the best performances on record by athletes from those areas.

ABBREVIATIONS & KEY (See also page 7)

IAAF = IAAF World Indoor Record; **IAAF-J** = IAAF World Junior Indoor Record;

W = World Best (unratified); AFR = African; ASI = Asian; C = Commonwealth; CAC = Central America & Caribbean; EUR = European; NAM = North American; OCE = Oceanian; SAM = South American; WJ = World Junior Best (unratified); W40 = World over-40 Best; W35 = World over-35 Best; ^a = awaiting ratification but otherwise valid; # = mark not ratified; X = unratified due to inadequate doping control

Where relevant, the pace is given for world record performances. Where known, the time given is that of the runner who set the record, rather than the pacemaker

MEN

EVENT	MARK	NAME	COUNTRY	BORN	VENUE	DATE
50 Metres						
IAAF, NAM, C	5.56A	Donovan Bailey	CAN	16.12.67	Reno	9 Feb 96
W, NAM	5.56Δ X	Maurice Greene	USA	23.7.74	Los Angeles	13 Feb 99
CAC	5.61+	Michael Green	JAM	7.11.70	Liévin	16 Feb 97
	5.61+	Freddy Mayola	CUB	1.11.77	Madrid	16 Feb 00
EUR	5.61	Manfred Kokot	GDR	3.1.48	Berlin (DH)	4 Feb 73
	5.61+ X	Jason Gardener	GBR	18.9.75	Madrid	16 Feb 00
AFR	5.61	Deji Aliu	NGR	22.11.75	Liévin	21 Feb 99
ASI	5.69+	Gennadiy Chernovol	KAZ	6.6.76	Liévin	24 Feb 02
SAM	5.75+ #	Vicente de Lima	BRA	4.6.77	Liévin	10 Feb 09
OCE*	5.5 m	Craig Hastelove	NZL		Napier	16 Aug 75
	5.97	Paul Zongo	New Caledonia	14.8.86	Paris	23 Feb 08
<i>Age records</i>						
WY	5.81	Jeremy Rankin	USA	23.9.90	Landover	11 Mar 07
WJ	5.67	Kareem Kelly	USA	1.4.81	Los Angeles	19 Feb 00
W40	5.96+	Troy Douglas	NED	30.11.62	Zuidbroek	25 Jan 03
Δ Not ratified as a world record by the IAAF, but accepted by USA Track & Field as a United States record						
* Alternative electrically-timed mark (as New Caledonia is not a member of the IAAF): 6.03 Isaac Yaya PYF 5.7.79 Nice 20 Dec 03						
5.55 Ben Johnson CAN 30.12.61 Ottawa on 31 Jan 87 – annulled as a world indoor record by the IAAF Council at its meeting in Barcelona 1989, following an admission of doping violation by Johnson						
60 Metres						
IAAF, NAM	6.39	Maurice Greene	USA	23.7.74	Madrid	3 Feb 98
	6.39	Maurice Greene	USA	23.7.74	Atlanta	3 Mar 01
EUR, C	6.42	Dwain Chambers	GBR/ENG	5.4.78	Torino	7 Mar 09
AFR	6.45A	Leonard Myles-Mills	GHA	9.5.73	Colorado Springs	20 Feb 99
CAC	6.47	Lerone Clarke	JAM	2.10.81	Birmingham	18 Feb 12
ASI*	6.50A	Tosin Ogunode	QAT	2.3.94	Flagstaff	25 Jan 14
OCE	6.52	Matt Shirvington	AUS	25.10.78	Maebashi	7 Mar 99
	6.52	Matt Shirvington	AUS	25.10.78	Maebashi	7 Mar 99
SAM	6.52	José Carlos Moreira	BRA	28.9.83	Paris (Bercy)	13 Feb 09
<i>Age records</i>						
WY	6.67A	Jeremy Rankin	USA	23.9.90	Golden	16 Feb 07
IAAF-J	6.51	Mark Lewis-Francis	GBR	4.9.82	Lisboa	11 Mar 01
W35	6.50	Darvis Patton	USA	4.12.77	New York (Armory)	16 Feb 13
W40	6.76	Jeff Laynes	USA	3.10.70	Seattle	14 Jan 12

EVENT	MARK	NAME	COUNTRY	BORN	VENUE	DATE
200 Metres						
IAAF, AFR, C	19.92	Frankie Fredericks	NAM	2.10.67	Liévin	18 Feb 96
NAM	20.10	Wallace Spearmon	USA	24.12.84	Fayetteville	11 Mar 05
EUR	20.25	Linford Christie	GBR	2.4.60	Liévin	19 Feb 95
CAC	20.26	Obadele Thompson	BAR	30.3.76	Maebashi	6 Mar 99
ASI	20.63	Koji Ito	JPN	29.1.70	Maebashi	5 Mar 99
SAM	20.65	Robson da Silva	BRA	4.9.64	Sindelfingen	26 Feb 89
OCE	20.71	Damien Marsh	AUS	28.3.71	Toronto	14 Mar 93
<i>Age records</i>						
WY	21.13	Guy-Elphège Anouman	FRA	13.6.94	Aubiére	19 Feb 11
IAAF-J	20.37	Walter Dix	USA	31.1.86	Fayetteville	11 Mar 05
W35	20.59	Doug Turner	GBR	2.12.66	Birmingham	17 Feb 02
W40	21.94	Enrico Saraceni	ITA	19.5.64	Genova	13 Feb 05
400 Metres						
IAAF, NAM	44.57	Kerron Clement	USA	31.10.85	Fayetteville	12 Mar 05
		<i>Pace – 200m: 21.08</i>				
IAAF-J, CAC, C	44.80	Kirani James	GRN	1.9.92	Fayetteville	27 Feb 11
EUR	45.05	Thomas Schönlebe	GDR	6.8.65	Sindelfingen	5 Feb 88
AFR	45.51	Sunday Bada	NGR	22.6.69	Paris (Bercy)	9 Mar 97
	45.37OT	Clement Chukwu	NGR	7.7.73	Kent	28 Feb 98
ASI	45.76	Shunji Karube	JPN	8.5.69	Paris (Bercy)	9 Mar 97
OCE	45.93	Daniel Batman	AUS	20.3.81	Birmingham	2 Mar 03
SAM	46.26	Bayano Kamani	PAN	17.4.80	Boston	29 Jan 05
<i>Further age records</i>						
WY	46.84	William Reed	USA	1.4.70	Boston	22 Feb 86
W35	47.35	Ruslan Mashchenko	RUS	11.11.71	Volgograd	9 Feb 07
W40	48.95	Enrico Saraceni	ITA	19.5.64	Aubiére	22 Mar 08
800 Metres						
IAAF, EUR	1:42.67	Wilson Kipketer	DEN	12.12.70	Paris (Bercy)	9 Mar 97
		<i>Pace – 200m: 24.22; 400m: 50.22; 600m: 76.49</i>				
AFR, C	1:44.71	Joseph Mutua	KEN	10.12.78	Stuttgart	31 Jan 04
NAM	1:45.00	Johnny Gray	USA	19.6.60	Sindelfingen	8 Mar 92
ASI	1:45.26	Youssef Saād Kamel	BRN	29.3.83	Valencia	9 Mar 08
SAM	1:45.43	José Luiz Barbosa	BRA	27.5.61	Pireás	8 Mar 89
CAC	1:46.32	Norberto Téllez	CUB	22.1.72	Gent	19 Feb 99
OCE	1:47.2AΔ	Ralph Doubell	AUS	11.2.45	Albuquerque	25 Jan 09
	1:47.32OT	Ryan Foster	AUS	26.8.88	Seattle	13 Feb 10
	1:47.48	Ryan Foster	AUS	26.8.88	State College	30 Jan 10
<i>Age records</i>						
WY	1:48.12	Mohamed Aman	ETH	10.1.94	Liévin	8 Feb 11
IAAF-J	1:44.35	Yuriy Borzakovskiy	RUS	12.4.81	Dortmund	30 Jan 00
W35/W40	1:48.81	Johnny Gray	USA	19.6.60	Atlanta	2 Mar 01
Δ 880 yards time of 1:47.9 less 0.7						
1000 Metres						
IAAF, EUR	2:14.96	Wilson Kipketer	DEN	12.12.70	Birmingham	20 Feb 00
		<i>Pace – 200m: 25.3; 400m: 50.9; 600m: 77.8; 800m: 1:46.3</i>				
AFR	2:15.26	Noureddine Morceli	ALG	28.2.70	Birmingham	22 Feb 92
C	2:15.50	Kenneth Kimwetich	KEN	1.1.73	Stuttgart	6 Feb 00
SAM	2:16.99	Joaquim Cruz	BRA	12.3.63	Stuttgart	12 Feb 89
ASI	2:17.06	Belal Mansoor Ali	BRN	17.10.88	Gent	24 Feb 08
NAM	2:17.86	David Kruppenacker	USA	24.5.75	Boston (Roxbury)	27 Jan 02
OCE	2:19.60	Ryan Foster	AUS	26.8.88	State College	16 Jan 10
CAC	2:19.96	Mario Vernon-Watson	JAM	26.4.71	Boston (Allston)	12 Feb 00
<i>Age records</i>						
WY	2:24.89	David Fiegen	LUX	3.9.84	Stuttgart	4 Feb 01
IAAF-J	2:15.77	Abubaker Kaki	SUD	21.6.89	Stockholm	21 Feb 08
W35	2:19.20	William Tanui	KEN	22.2.64	Birmingham	20 Feb 00
W40	2:24.93	Vyacheslav Shabunin	RUS	27.9.69	Moskva	10 Jan 10
1500 Metres						
IAAF, AFR	3:31.18	Hicham El Guerrouj	MAR	14.9.74	Stuttgart	2 Feb 97
		<i>Pace – 200m: 28.1; 400m: 56.0; 600m: 1:24.3; 800m: 1:52.6; 1000m: 2:21.0; 1200m: 2:49.4</i>				
C	3:32.11	Laban Rotich	KEN	20.1.69	Stuttgart	1 Feb 98
EUR	3:33.32	Andrés Manuel Díaz	ESP	12.7.69	Pireás	24 Feb 99
NAM	3:33.34+	Bernard Lagat	USA	12.12.74	Fayetteville	11 Feb 05
OCE	3:35.80	Nick Willis	NZL	25.4.83	Birmingham	20 Feb 10

EVENT	MARK	NAME	COUNTRY	BORN	VENUE	DATE
IAAF-J, ASI	3:36.28	Belal Mansoor Ali	BRN	17.10.88	Stockholm	20 Feb 07
CAC	3:38.93+	Pablo Solares	MEX	22.12.84	Boston (Roxbury)	7 Feb 09
SAM	3:42.70	Agberto Guimarães	BRA	18.8.57	Pireás	8 Mar 89
<i>Further age records</i>						
WY	3:42.91	Samson Kiplangat	KEN	10.11.86	Stuttgart	2 Feb 03
W35	3:35.49	Bernard Lagat	USA	12.12.74	Birmingham	20 Feb 10
W40	3:44.12	Anthony Whiteman	GBR	13.11.71	London (LV)	3 Mar 12
One Mile						
IAAF, AFR	3:48.45	Hicham El Guerrouj	MAR	14.9.74	Gent	12 Feb 97
<i>Pace – 440y: 56.3; 880y: 1:53.7; 1320y: 2:50.7; 1500m: 3:33.01</i>						
EUR	3:49.78	Eamonn Coghlan	IRL	24.11.52	East Rutherford	27 Feb 83
NAM	3:49.89	Bernard Lagat	USA	12.12.74	Fayetteville	11 Feb 05
C	3:52.02	Peter Elliott	GBR/ENG	9.10.62	East Rutherford	9 Feb 90
OCE	3:52.8	John Walker	NZL	12.1.52	San Diego	20 Feb 81
	3:52.8	John Walker	NZL	12.1.52	San Diego	19 Feb 82
CAC	3:54.52	Pablo Solares	MEX	22.12.84	Boston (Roxbury)	7 Feb 09
SAM	3:56.26	Hudson de Souza	BRA	25.2.77	Fayetteville	10 Feb 01
ASI	3:57.05	Mohamed Suleiman	QAT	23.11.69	Birmingham	20 Feb 93
<i>Age records</i>						
WY	4:06.10	Erik Stanley	USA	1.10.90	New York (Armory)	5 Feb 05
IAAF-J	3:55.02	German Fernandez	USA	2.11.90	College Station	28 Feb 09
W35	3:56.34	Bernard Lagat	USA	12.12.74	New York (MSG)	29 Jan 10
W40	3:58.15	Eamonn Coghlan	IRL2	24.11.52	Boston (Allston)	20 Feb 94
3000 Metres						
IAAF, AFR, C	7:24.90	Daniel Komen	KEN	17.5.76	Budapest (SC)	6 Feb 98
<i>Pace – 1000m: 2:27.0; 2000m: 5:00.0</i>						
NAM	7:30.16	Galen Rupp	USA	8.5.86	Stockholm	21 Feb 13
EUR	7:32.41	Sergio Sánchez	ESP	1.10.82	Valencia	13 Feb 10
OCE	7:34.50	Craig Mottram	AUS	18.6.80	Boston (Roxbury)	26 Jan 08
ASI	7:39.24	Albert Rop (ex-KEN)	BRN	17.7.92	Düsseldorf	30 Jan 14
CAC	7:46.95	Kemoy Campbell	JAM	14.1.91	Fayetteville	9 Mar 13
SAM	7:49.46	Jacinto Navarrete	COL	1.8.63	Sevilla	10 Mar 91
<i>Age records</i>						
WY	7:42.05	Yomif Kejelcha	ETH	1.8.97	Bordeaux	26 Jan 14
IAAF-J	7:32.87	Hagos Gebrhiwet	ETH	11.5.94	Boston (Roxbury)	2 Feb 13
W35	7:34.71	Bernard Lagat	USA	12.12.74	Karlsruhe	2 Feb 13
W40	8:01.44	Vyacheslav Shabunin	RUS	27.9.69	Moskva	7 Feb 10
5000 Metres						
IAAF, AFR	12:49.60	Kenenisa Bekele	ETH	13.6.82	Birmingham	20 Feb 04
<i>Pace – 1000m: 2:35.83; 2000m: 5:10.75; 3000m: 7:47.27; 4000m: 10:18.98</i>						
C	12:51.48	Daniel Komen	KEN	17.5.76	Stockholm	19 Feb 98
NAM	13:01.26	Galen Rupp	USA	8.5.86	Boston (Allston)	16 Jan 14
	13:07.00	Lopez Lomong	USA	1.1.85	New York (Armory)	1 Mar 13
EUR	13:10.60	Mohamed Farah	GBR	23.3.83	Birmingham	19 Feb 11
	13:11.13	Bouabdellah Tahri	FRA	20.12.78	Metz	14 Feb 10
ASI	13:19.10	Essa Ismail Rashed	QAT	14.12.86	Düsseldorf	3 Feb 10
CAC	13:23.61	Juan Luis Barrios	MEX	24.6.83	New York (Armory)	11 Feb 12
OCE	13:26.56 ^{OT}	Rod Dixon	NZL	13.7.50	Houston	16 Feb 80
	13:36.41	David McNeill	AUS	6.10.86	Fayetteville	12 Mar 10
SAM	13:42.54	Antonio Silio	ARG	9.5.66	San Sebastián	20 Feb 90
<i>Age records</i>						
WY	14:18.42	Lukas Verzbickas	LTU	6.1.93	Boston	13 Mar 09
IAAF-J	12:53.29	Isiah Koech	KEN	19.12.93	Düsseldorf	11 Feb 11
W35	13:07.15	Bernard Lagat	USA	12.12.74	New York (Armory)	11 Feb 12
50 Metres Hurdles						
IAAF, NAM, C	6.25	Mark McKoy (later AUT)	CAN	10.12.61	Kobe	5 Mar 86
CAC	6.36+	Anier García	CUB	9.3.76	Liévin	13 Feb 00
EUR	6.36+	Ladji Doucouré	FRA	28.3.83	Liévin	26 Feb 05
ASI	6.44+	Liu Xiang	CHN	13.7.83	Liévin	28 Feb 04
AFR	6.48+	Shaun Bownes	RSA	24.10.70	Liévin	25 Feb 01
SAM	6.57	Redelén dos Santos	BRA	24.4.76	Groningen	28 Jan 06
OCE	6.7	Anthony Wright	NZL		Napier	2 Oct 71
<i>Age records</i>						
WY (91.4cm)	6.66	Stéphane Caristan	FRA	31.5.64	Paris	25 Jan 81
(99/100cm)	6.69	Wayne Davis	USA	22.8.91	Landover	11 Mar 07
(106.7cm)	6.96	Garfield Darien	FRA	22.12.87	Aubiére	21 Feb 04
WJ (106.7cm)	6.52+	Liu Xiang	CHN	13.7.83	Liévin	24 Feb 02

EVENT	MARK	NAME	COUNTRY	BORN	VENUE	DATE
60 Metres Hurdles						
IAAF, EUR, C	7.30	Colin Jackson	GBR/WAL	18.2.67	Sindelfingen	6 Mar 94
CAC	7.33	Dayron Robles	CUB	19.11.86	Düsseldorf	8 Feb 08
NAM	7.36	Greg Foster	USA	4.8.58	Los Angeles	16 Jan 87
	7.36	Allen Johnson	USA	1.3.71	Budapest (SA)	6 Mar 04
	7.36	Terrence Trammell	USA	3.11.78	Doha	14 Mar 10
ASI	7.41	Liu Xiang	CHN	13.7.83	Birmingham	18 Feb 12
AFR	7.52	Shaun Bownes	RSA	24.10.70	Gent	23 Feb 01
SAM	7.60	Márcio de Souza	BRA	24.1.75	Karlsruhe	15 Feb 04
OCE	7.73	Kyle Vander-Kuyp	AUS	30.5.71	Barcelona	11 Mar 95
	7.73	Kyle Vander-Kuyp	AUS	30.5.71	Barcelona	12 Mar 95
	7.73	Kyle Vander-Kuyp	AUS	30.5.71	Paris (Bercy)	8 Mar 97
<i>Age records</i>						
WY (91.4cm)	7.48	Ladji Doucouré	FRA	28.3.83	Eaubonne	23 Jan 00
(99/100cm)	7.62	Wayne Davis	USA	22.8.91	Landover	16 Mar 08
(106.7cm)	7.94	Shi Dongpeng	CHN	6.1.84	Tianjin	17 Feb 01
WJ (106.7cm)	7.55	Liu Xiang	CHN	13.7.83	Gent	10 Feb 02
IAAF-J (99/100cm)	7.50	Kostadínos Douvalídís	GRE	10.3.87	Athína	11 Feb 06
W35	7.40	Colin Jackson	GBR	18.2.67	Wien	20 Mar 02
W40	7.96	Karl Smith	USA	15.9.59	Boston (Roxbury)	25 Mar 00
High Jump						
IAAF, CAC	2.43	Javier Sotomayor	CUB	13.10.67	Budapest (SC)	4 Mar 89
EUR	2.42	Carlo Thränhardt	FRG	5.7.57	Berlin (Schöneberg)	26 Feb 88
NAM	2.40	Hollis Conway	USA	8.1.67	Sevilla	10 Mar 91
C	2.38	Steve Smith	GBR/ENG	29.3.73	Wuppertal	4 Feb 94
ASI	2.37	Mutaz Essa Barshim	QAT	24.6.91	Hangzhou	19 Feb 12
	2.37	Mutaz Essa Barshim	QAT	24.6.91	Moskva	3 Feb 13
OCE	2.33	Tim Forsyth	AUS	17.8.73	Balingen	16 Feb 97
AFR	2.32	Anthony Idiata	NGR	5.1.75	Pátra	15 Feb 00
SAM	2.27	Gilmar Mayo	COL	30.9.69	Pireás	24 Feb 99
<i>Age records</i>						
WY	2.24	Dmitriy Kroyter	ISR	18.2.93	Moskva	14 Feb 10
IAAF-J	2.35	Volodymyr Yashchenko	URS/UKR	12.1.59	Milano	12 Mar 78
W35	2.30	Dragutin Topić	SRB	12.3.71	Novi Sad	7 Feb 08
W40	2.14	Dennis Lewis	USA	20.3.59	Silverstone	19 Feb 00
Pole Vault						
IAAF, EUR	6.15	Sergey Bubka	UKR	4.12.63	Donetsk	21 Feb 93
OCE, C	6.06	Steve Hooker	AUS	16.7.82	Boston (Roxbury)	7 Feb 09
NAM	6.02	^a Jeff Hartwig	USA	25.9.67	Sindelfingen	10 Mar 02
	5.96	Lawrence Johnson	USA	7.5.74	Atlanta	3 Mar 01
ASI	5.92	Igor Potapovich	KAZ	6.9.67	Stockholm	19 Feb 98
AFR	5.90	Okkert Brits	RSA	22.8.73	Liévin	16 Feb 97
	5.90	Okkert Brits	RSA	22.8.73	Toronto	1 Jun 97
CAC	5.72	Lázaro Borges	CUB	19.6.86	Donetsk	11 Feb 12
SAM	5.71	Augusto Dutra	BRA	16.7.90	São Caetano do Sul	2 Mar 13
<i>Age records</i>						
WY	5.45	Melker Svärd-Jacobsson	SWE	8.1.94	Tampere	5 Feb 11
IAAF-J	5.68	Raphael Holzdeppe	GER	28.9.89	Halle	1 Mar 08
W35	5.90	Björn Otto	GER	16.10.77	Cottbus	30 Jan 13
	5.90	Björn Otto	GER	6.10.77	Düsseldorf	8 Feb 13
W40	5.71	Jeff Hartwig	USA	25.9.67	Jonesboro	31 May 08
Long Jump						
IAAF, NAM	8.79	Carl Lewis	USA	1.7.61	New York	27 Jan 84
EUR	8.71	Sebastian Bayer	GER	11.6.86	Torino	8 Mar 09
CAC	8.62	Iván Pedroso	CUB	17.12.72	Maebashi	7 Mar 99
SAM	8.42	Irving Saladino	PAN	23.1.83	Athína	13 Feb 08
C	8.40	James Beckford	JAM	9.1.75	Madrid	9 Feb 96
AFR	8.36	Ignisious Gaisah	GHA	20.6.83	Stockholm	2 Feb 06
ASI	8.27	Su Xiongfeng	CHN	21.3.87	Nanjing	11 Mar 10
OCE	8.23	Henry Frayne	AUS	14.4.90	Istanbul	10 Mar 12
<i>Age records</i>						
WY	8.12	Viktor Kuznetsov	UKR	17.7.86	Brovary	20 Dec 03
IAAF-J	8.22	Viktor Kuznetsov	UKR	17.7.86	Brovary	22 Jan 05
W35	7.98	Bogdan Tudor	ROU	1.2.70	Bucureşti	13 Feb 05
W40	7.59	Mattias Sunneborn	SWE	27.9.70	Sätra	3 Feb 13

EVENT	MARK	NAME	COUNTRY	BORN	VENUE	DATE
Triple Jump						
IAAF, EUR	17.92	Teddy Tamgho	FRA	15.6.89	Paris (Bercy) (r2)	6 Mar 11
	17.92	Teddy Tamgho	FRA	15.6.89	Paris (Bercy) (r4)	6 Mar 11
CAC	17.83	Aliecer Urutia	CUB	22.9.74	Sindelfingen	1 Mar 97
NAM	17.76	Mike Conley	USA	5.10.62	New York	27 Feb 87
C	17.75	Phillips Idowu	GBR/ENG	30.12.78	Valencia	9 Mar 08
SAM	17.56	Jadel Gregório	BRA	16.9.80	Moskva	12 Mar 06
OCE	17.20	Andrew Murphy	AUS	18.12.69	Lisboa	9 Mar 01
ASI	17.16	Dong Bin	CHN	22.11.88	Nanjing	7 Mar 13
AFR	17.00	Ajayi Agbebaku	NGR	6.12.55	Dallas	30 Jan 82
<i>Age records</i>						
WY	16.32	Viktor Kuznetsov	UKR	17.7.86	Kiyev	12 Dec 03
IAAF-J	17.14	Volker Mai	GDR	3.5.66	Pireás	2 Mar 85
W35	17.44	Jonathan Edwards	GBR	10.5.66	Birmingham	21 Feb 03
W40	16.08	Ray Kimble	USA	19.4.53		Feb 94
Shot Put						
IAAF, NAM	22.66	Randy Barnes	USA	16.6.66	Los Angeles	20 Jan 89
EUR	22.55	Ulf Timmermann	GDR	1.11.62	Senftenberg	11 Feb 89
C	21.49	Carl Myerscough	GBR/ENG	21.10.79	Fayetteville	15 Mar 03
AFR	21.47	Janus Robberts	RSA	10.3.79	Norman	1 Dec 01
OCE	20.83	Scott Martin	AUS	12.10.82	Valencia	7 Mar 08
CAC	20.62	Dorian Scott	JAM	1.2.82	Valencia	7 Mar 08
SAM	20.53	Germán Lauro	ARG	2.4.84	Zürich	28 Aug 13
ASI	20.16	Zhang Jun	CHN	11.4.83	Nanjing	13 Feb 12
<i>Age records</i>						
WY (7.26kg)	18.49	Yuriy Belonog	UKR	9.3.74	Kiyev	7 Dec 91
(6kg)	20.22	Konrad Bukowiecki	POL	17.3.97	Spała	19 Jan 14
(5kg)	22.24	Konrad Bukowiecki	POL	17.3.97	Bydgoszcz	31 Jan 14
WJ (7.26kg)	21.05	Terry Albritton	USA	14.1.55	New York	22 Feb 74
IAAF-J (6kg)	22.35	David Storl	GER	27.7.90	Rochlitz	20 Dec 09
W35	21.60	Reese Hoffa	USA	8.10.77	Lawrence	17 Apr 13
W40	20.40	Ivan Ivančić	YUG/SRB	6.12.37	Budapest (SC)	20 Feb 83
Heptathlon						
IAAF, NAM	6645	Ashton Eaton	USA	21.1.88	Istanbul	10 Mar 12
		(6.79 – 8.16 – 14.56 – 2.03 / 7.68 – 5.20 – 2:32.77)				
EUR	6438	Roman Šebrle	CZE	26.11.74	Budapest (SA)	7 Mar 04
		(6.97 – 7.96 – 16.28 – 2.11 / 7.95 – 4.80 – 2:39.67)				
C	6279	Michael Smith	CAN	16.9.67	Toronto	14 Mar 93
		(7.06 – 7.49 – 15.97 – 2.10 / 7.98 – 5.10 – 2:45.55)				
ASI	6229	Dmitriy Karpov	KAZ	23.7.81	Tallinn	16 Feb 08
		(7.07 – 7.21 – 16.23 – 2.07 / 7.99 – 5.15 – 2:43.69)				
CAC	6035	Maurice Smith	JAM	28.9.80	Fayetteville	26 Feb 05
		(6.94 – 7.11 – 16.03 – 1.98 / 7.88 – 4.50 – 2:39.32)				
SAM	5951	Gonzalo Barroilhet	CHI	19.8.86	Fayetteville	15 Mar 08
		(7.19 – 7.42 – 13.74 – 2.02 / 7.98 – 5.05 – 2:49.30)				
AFR	5911	Larbi Bouraada	ALG	10.5.88	Paris (Bercy)	28 Feb 10
		(6.89 – 7.34 – 14.00 – 1.92 / 8.05 – 4.60 – 2:39.86)				
OCE	5758	Brent Newdick	NZL	31.1.85	Tallinn	4 Feb 12
		(7.08 – 7.14 – 14.39 – 1.95 / 8.25 – 4.73 – 2:46.86)				
<i>Age records</i>						
WY (Senior)	5483	Wang Jianan	CHN	27.8.96	Nanjing	14 Feb 12
		(6.89 – 7.64 – 9.27 – 1.94 / 8.46 – 4.80 – 2:58.37)				
(Junior)	5592	m	URS/EST	17.6.63	Harkiv	25 Feb 80
		(7.0 – 6.98 – 13.79 – 2.06 / 8.2 – 4.80 – 2:57.7)				
	5305	Sergey Usanov	URS/RUS	66	Minsk	31 Jan 83
		(7.29 – 6.72 – 12.45 – 2.05 / 8.74 – 4.20 – 2:45.4)				
(Youth)	5791	Andrey Kravchenko	BLR	4.1.86	Minsk	30 Jan 03
		(7.24 – 7.16 – 14.93 – 2.10 / 8.12 – 4.30 – 2:46.24)				
WJ (Senior)	6022	×	USA	13.1.93	Fayetteville	28 Jan 12
		(7.10 – 7.53 – 13.97 – 2.15 / 8.21 – 4.50 – 2:40.15)				
IAAF-J (Junior)	5984	Eusebio Cáceres	ESP	10.9.91	San Sebastián	7 Mar 10
		(6.94 – 7.96 – 13.19 – 1.96 / 7.90 – 4.60 – 2:51.42)				
W35	6178	Roman Šebrle	CZE	26.11.74	Paris (Bercy)	6 Mar 11
		(7.06 – 7.59 – 15.42 – 2.06 / 8.08 – 4.90 – 2:42.72)				

EVENT	MARK	TEAM	VENUE	DATE
5000 Metres Walk				
IAAF, EUR	18:07.08	Mikhail Shchennikov	RUS 24.12.67 Moskva	14 Feb 95
CAC	18:38.71	Ernesto Canto	MEX 18.10.59 Indianapolis	7 Mar 87
NAM, C	18:47.56	Tim Berrett	CAN 23.1.65 Winnipeg	20 Feb 93
OCE	18:52.20	David Smith	AUS 24.7.55 Indianapolis	7 Mar 87
ASI	19:14.00	Sergey Korepanov	KAZ 9.5.64 Karaganda	28 Jan 95
SAM	19:28.87	Sergio Galdino	BRA 7.5.69 Toronto	13 Mar 93
AFR	20:05.95	Hatem Ghoula	TUN 7.6.73 Aubiére	19 Feb 11
<i>Age records</i>				
WY	19:30.08	Yevgeniy Shmalyuk	RUS 14.1.76 Sankt Peterburg	25 Dec 93
WJ	19:04.5	Andrey Yurin	UKR 20.1.84 Brovary	18 Jan 03
W35	18:38.79	Robert Korzeniowski	POL 30.7.68 Belfast	15 Feb 04
W40	19:42.5	Yuriy Andronov	RUS 6.11.71 Chelyabinsk	6 Jan 12
4 x 200 Metres Relay				
IAAF, EUR, C	1:22.11	Great Britain & NI	GBR Glasgow (KH)	3 Mar 91
		<i>Linford Christie 20.6, Darren Braithwaite 20.7, Ade Mafe 20.7, John Regis 20.1</i>		
NAM	1:22.71	United States	USA Glasgow (KH)	3 Mar 91
		<i>Thomas Jefferson, Raymond Pierre, Antonio McKay, Kevin Little</i>		
ASI	1:27.04	Hosei University	JPN Yokohama	3 Mar 91
		<i>Wataru Iwanaga, Tatsuo Sugimoto, Kuniaki Masukawa, Haruyasu Kato</i>		
<i>Age records</i>				
WY	1:29.09	1. LAV Rostock	GER Neubrandenburg	10 Dec 05
		<i>Tom Laack, Marvin Anbuhl, Benjamin Schulz, Peter Tardel</i>		
WJ	1:25.36	Germany	GER Liévin	2 Mar 96
		<i>André Volkmann, Alexander Kosenkow, Marc-Oliver Schmidtchen, Jens Weissbach</i>		
W35	1:29.95	Great Britain	GBR Birmingham	6 Feb 11
		<i>Mark Dunwell, Jim Tipper, Bernard Ward, Darren Scott</i>		
W40	1:31.40	United States	USA New York (Armory)	17 Mar 01
		<i>Frank Schiro, Edward Gonera, Brady Crain, Ray Blackwell</i>		
4 x 400 Metres Relay				
W, NAM	3:01.96	× United States	USA Fayetteville	11 Feb 06
		<i>Kerron Clement 46.10, Wallace Spearmon 45.94, Darold Williamson 45.18, Jeremy Wariner 44.74</i>		
IAAF, NAM	3:02.83	United States	USA Maebashi	7 Mar 99
		<i>Andre Morris 45.85, Dameon Johnson 46.18, Deon Minor 46.05, Milton Campbell 44.75</i>		
EUR	3:03.01	Poland	POL Maebashi	7 Mar 99
		<i>Piotr Haczek 46.42, Jacek Bocian 45.43, Piotr Rysiukiewicz 45.77, Robert Maćkowiak 45.39</i>		
CAC, C	3:04.21	Jamaica	JAM Birmingham	16 Mar 03
		<i>Leroy Colquhoun 46.69, Danny McFarlane 46.45, Michael Blackwood 45.83, Davian Clarke 45.24</i>		
ASI	3:05.90	Japan	JPN Maebashi	6 Mar 99
		<i>Kazuhiro Takahashi 46.69, Jun Osakada 46.27, Masayoshi Kan 46.98, Shunji Karube 45.96</i>		
OCE	3:08.49	Australia	AUS Sevilla	10 Mar 91
		<i>Paul Greene 47.9, Mark Garner 46.3, Rohan Robinson 47.3, Steven Perry 47.0</i>		
AFR	3:09.76	Nigeria	NGR Lisboa	10 Mar 01
		<i>Jude Monye 47.13, Fidelis Gadzama 47.87, Sunday Bada 47.16, Enefiok Udo-Obong 47.60</i>		
SAM	3:10.50	Brazil	BRA Paris (Bercy)	8 Mar 97
		<i>Claudinei da Silva 48.03, Osmar dos Santos 47.17, Flavio Godoy 47.00, Geraldo Maranhão 48.30</i>		
<i>Age records</i>				
WY	3:23.04	Zebulon B. Vance TC, Charlotte	USA Boston	14 Mar 10
		<i>Lamar Johnson, Erin Jenkins, Cameron Tate, Jarrett Samuels</i>		
WJ	3:13.34	Muir High School, Pasadena	USA Boston (Roxbury)	10 Mar 96
		<i>Jucorie Tryon 48.86, Shaheed McCullough 49.06, Makio Haywood 49.14, Obea Moore 46.28</i>		
W35	3:22.03	United States	USA Boston	26 Mar 06
		<i>George Joachim, Robert Thomas, Ed Winslow, Marek Wensel</i>		
W40	3:30.83	United States	USA Nampa	13 Mar 05
		<i>Kettrell Berry, James Chinn, David Jones, Paul Brown</i>		
4 x 800 Metres Relay				
IAAF, NAM	7:13.94	Global Athletics & Marketing	USA Boston (Roxbury)	6 Feb 00
		<i>Joey Woody 1:49.34, Karl Paranya 1:48.31, Rich Kenah 1:48.48, David Krummenacker 1:47.81</i>		
EUR	7:15.77	× Moskva Region	RUS Moskva	10 Feb 08
		<i>Roman Trubetskoy, Dmitriy Bukreyev, Dmitriy Bogdanov, Yuriy Borzakovskiy</i>		
	7:17.8	Russia	RUS Sofia	14 Mar 71
		<i>Valeriy Taratynov, Stanislav Meshcherskikh, Alexey Taranov, Viktor Semyashkin</i>		
C	7:24.5	m Ontario	CAN Toronto	4 Mar 79
		<i>Mike Housley, Paul Craig, Glen Bogue, John Craig</i>		
ASI	8:48.6	#m Ricker	JPN Tokyo	19 Mar 61
		<i>Shunji Kawasaki, Katsumi Nakao, Susumu Kawasho, Takashi Sugisaki</i>		
<i>Age records</i>				
WJ	7:42.22	Syosset High School, Syosset	USA New York (Armory)	5 Feb 05
		<i>Adam Lampert, Chris Howell, Sean Tully, Dan Tully</i>		
W35/W40	8:07.59	United States	USA New York	1 Apr 00
		<i>Tom Dalton, Rocco Serafini, Steve Nearman, Anselm Lebourne</i>		

EVENT	MARK	NAME	COUNTRY	BORN	VENUE	DATE
<u>Performances by athletes from former USSR Republics superior or equal to Asian records</u>						
60 Metres	6.51	Vitaliy Savin	KAZ	23.1.66	Moskva	1 Feb 92
High Jump	2.38	Igor Paklin	KGZ	15.6.63	Indianapolis	7 Mar 87
Pole Vault	6.02	Rodion Gataullin	UZB	23.11.65	Gomel	4 Feb 89
Shot Put	20.47	Sergey Rubtsov	KAZ	4.9.65	Minsk	25 Jan 92
5000m Walk	19:05.0	Vladimir Ostrovskiy	KAZ	12.12.66	Karaganda	7 Jan 90
<u>Additional best performances in non-IAAF World Record events</u>						
100 Metres	10.05	Frankie Fredericks	NAM	2.10.67	Tampere	12 Feb 96
300 Metres	31.88	Wallace Spearmon	USA	24.12.84	Fayetteville	10 Feb 06
500 Metres	1:00.17	Ken Lowery	USA	13.8.61	Indianapolis	16 Jan 87
600 Metres	1:15.12	Nico Motchebon	GER	13.11.69	Sindelfingen	28 Feb 99
2000 Metres	4:49.99	Kenenisa Bekele	ETH	13.6.82	Birmingham	17 Feb 07
<i>Pace – 1500m: 3:40.4; 1600: 3:54.85; 1800m: 4:23.68</i>						
Two Miles	8:04.35	Kenenisa Bekele	ETH	13.6.82	Birmingham	16 Feb 08
<i>Pace – 1000m: 2:29.66; 2000m: 5:00.61; 3000m: 7:34.60; Estimated halves: 4:02.4/4:02.0</i>						
Six Miles	27:00.88+	Luke Kipkosgei	KEN	27.11.75	Gent	10 Feb 02
10,000 Metres	27:50.29	Mark Bett	KEN	22.12.76	Gent	10 Feb 02
2000 Metres St	5:13.77	Paul Kipsiele Koech	KEN	10.11.81	Gent	13 Feb 11
3000 Metres St	8:17.46	Aleksandr Zagoruyko	URS/UKR	4.11.55	Moskva	21 Feb 82
110m Hurdles	13.34	Allen Johnson	USA	1.3.71	Moskva	14 Feb 95
400m Hurdles	48.78	Félix Sánchez	DOM	30.8.77	Val-de-Reuil	18 Feb 12
35 Pound Weight	25.86	Lance Deal	USA	21.8.61	Atlanta	4 Mar 95
3000 Metres Walk	10:31.42	Andreas Erm	GER	12.3.76	Halle	4 Feb 01

WOMEN**50 Metres**

IAAF, EUR	5.96+	Irina Privalova	RUS	22.11.68	Madrid	9 Feb 95
CAC, C	6.00	Merlene Ottey	JAM	10.5.60	Moskva	4 Feb 94
NAM	6.02+	Gail Devers	USA	19.11.66	Liévin	21 Feb 99
AFR	6.04+	Chioma Ajunwa	NGR	25.12.70	Liévin	22 Feb 98
SAM	6.31	Jennifer Innis	GUY	21.11.59	Daly City	11 Feb 83
ASI	6.31+	Susanthika Jayasinghe	SRI	17.12.75	Liévin	25 Feb 01
OCE	6.3 m	Pamela Kilborn	AUS	12.8.39	Toronto	29 Jan 65
<i>Age records</i>						
WY	6.28	Victoria Jordan	USA	26.2.90	Landover	11 Mar 07
WJ	6.24	Marlies Oelsner/Göhr	GDR	21.3.58	Berlin (DH)	5 Mar 77
W35	6.06+	Merlene Ottey	JAM	10.5.60	Liévin	21 Feb 99
W40	6.13+	Merlene Ottey	JAM	10.5.60	Madrid	14 Mar 01

60 Metres

IAAF, EUR	6.92	Irina Privalova	RUS	22.11.68	Madrid	11 Feb 93
	6.92	Irina Privalova	RUS	22.11.68	Madrid	9 Feb 95
NAM	6.95	Gail Devers	USA	19.11.66	Toronto	12 Mar 93
	6.95	Marion Jones	USA	12.10.75	Maebashi	7 Mar 98
CAC, C	6.96	Merlene Ottey	JAM	10.5.60	Madrid	14 Feb 92
AFR	6.99	Murielle Houré	CIV	23.8.87	Birmingham	16 Feb 13
ASI	7.09	Susanthika Jayasinghe	SRI	17.12.75	Stuttgart	7 Feb 99
SAM	7.26A	Esmeralda García	BRA	16.2.59	Pocatello	13 Mar 81
OCE	7.30	Sally McLellan/Pearson	AUS	19.9.86	Boston (Roxbury)	7 Feb 09
<i>Age records</i>						
WY	7.24	Victoria Jordan	USA	26.2.90	Houston	10 Feb 07
IAAF-J	7.09	Joan Uduak Ekah	NGR	16.12.80	Maebashi	7 Mar 99
W35	7.01	Merlene Ottey	JAM	10.5.60	Liévin	21 Feb 99
W40	7.17	Merlene Ottey	SLO	10.5.60	Linz	7 Mar 03

200 Metres

IAAF, CAC, C	21.87	Merlene Ottey	JAM	10.5.60	Liévin	13 Feb 93
EUR	22.10	Irina Privalova	RUS	22.11.68	Liévin	19 Feb 95
NAM*	22.33	Gwen Torrence	USA	12.6.65	Atlanta	2 Mar 96
OCE	22.64	Melinda Gainsford/Taylor	AUS	1.10.71	Barcelona	10 Mar 95
	22.64	Melinda Gainsford/Taylor	AUS	1.10.71	Barcelona	11 Mar 95
AFR	22.80 #	Murielle Houré	CIV	23.8.87	College Station	13 Mar 09
	23.00	Regina George	NGR	17.2.91	Fayetteville	23 Feb 13
ASI	22.99	Susanthika Jayasinghe	SRI	17.12.75	Lisboa	9 Mar 01
SAM	23.63	Angela Corlette	GUY	7.9.75	New York	8 Mar 08
<i>Age records</i>						
WY	23.15	Irène Ekelund	SWE	8.3.97	Norrköping	17 Feb 13

EVENT	MARK	NAME	COUNTRY	BORN	VENUE	DATE
IAAF-J	22.40	Bianca Knight	USA	2.1.89	Fayetteville	14 Mar 08
W35	23.04	Sandra Myers	ESP	9.1.61	Torino	17 Feb 96
W40	23.93	Merlene Ottey	SLO	10.5.60	Wien	28 Jan 03
<i>* 22.18 Michelle Collins USA 12.2.71 Birmingham 15 Mar 03 – Annulled as a North American record because of doping violation</i>						
400 Metres						
IAAF, EUR	49.59	Jarmila Kratochvílová	TCH/CZE	26.1.51	Milano	7 Mar 82
		<i>Pace – 200m: 23.5</i>				
C	50.02	Nicola Sanders	GBR/ENG	23.6.82	Birmingham	3 Mar 07
CAC	50.34	Christine Amertil	BAH	18.8.79	Moskva	12 Mar 06
NAM	50.54	Francena McCorory	USA	20.10.88	Fayetteville	13 Mar 10
AFR	50.73	Charity Opara	NGR	20.5.72	Stuttgart	1 Feb 98
SAM	51.83	Aliann Pompey	GUY	9.3.78	New York (Armory)	26 Feb 10
OCE	52.17	Maree Holland	AUS	25.7.63	Budapest (SC)	4 Mar 89
ASI	52.27	Li Yajun	CHN	21.7.77	Beijing	24 Feb 96
<i>Age records</i>						
WY	52.10	Sanya Richards	JAM	26.2.85	New York	10 Mar 02
IAAF-J	50.82	Sanya Richards	USA	26.2.85	Fayetteville	13 Mar 04
W35	51.99	Helena Fuchsová	CZE	3.6.65	Praha	18 Feb 01
W40	56.15	Barbara Akin	FRA	29.08.65	Clermont-Ferrand	22 Mar 08
800 Metres						
IAAF, EUR	1:55.82	Jolanda Čeplak	SLO	12.9.76	Wien	3 Mar 02
		<i>Pace – 400m: 57.34; 600m: 1:26.68</i>				
AFR, C	1:56.36 #	Maria Mutola	MOZ	27.10.72	Liévin	22 Feb 98
	1:57.06	Maria Mutola	MOZ	27.10.72	Liévin	21 Feb 99
NAM	1:58.71	Nicole Teter	USA	8.11.73	New York (Armory)	2 Mar 02
SAM	1:59.21	Letitia Vriesde	SUR	5.10.64	Birmingham	23 Feb 97
CAC	1:59.54	Kenia Sinclair	JAM	14.7.80	Moskva	12 Mar 06
OCE	2:00.36	Toni Hodgkinson	NZL	12.12.71	Paris (Bercy)	9 Mar 97
ASI	2:00.78	Miho Sugimori	JPN	14.4.78	Yokohama	22 Feb 03
<i>Age records</i>						
WY	2:01.8 m	Mary Decker	USA	4.8.58	San Diego	17 Feb 74
WJ	2:00.7 ^{OT} m	Katrin Wühn	GDR	19.11.65	Senftenberg	7 Jan 84
	2:00.7 ^{OT} m	Christine Wachtel	GDR	6.1.65	Senftenberg	22 Jan 84
IAAF-J	2:01.03	Meskerem Legesse	ETH	28.9.86	Fayetteville	14 Feb 04
W35	1:58.37	Helena Fuchsová	CZE	3.6.65	Liévin	25 Feb 01
W40	2:01.59	Yekaterina Podkopayeva	RUS	11.6.52	Grenoble	6 Feb 94
1000 Metres						
IAAF, AFR, C	2:30.94	Maria Mutola	MOZ	27.10.72	Stockholm	25 Feb 99
		<i>Pace – 200m: 28.55; 400m: 58.64; 600m: 1:28.44; 800m: 1:59.84</i>				
EUR	2:32.16	Yuliya Chizhenko	RUS	30.8.79	Moskva	25 Jan 06
NAM	2:34.19	Jennifer Toomey	USA	19.12.71	Birmingham	20 Feb 04
OCE	2:36.96	Toni Hodgkinson	NZL	12.12.71	Boston (Roxbury)	6 Feb 00
SAM	2:38.30	Letitia Vriesde	SUR	5.10.64	Stockholm	25 Feb 99
CAC	2:38.62	Kenia Sinclair	JAM	14.7.80	Boston (Roxbury)	6 Feb 10
ASI	2:46.6 m	Geng Xiujian	CHN	16.1.64	Beijing	27 Mar 87
<i>Age records</i>						
WY	2:43.22	Anita Hinriksdóttir	ISL	13.1.96	Reykjavik	15 Dec 12
WJ	2:38.57 ^{OT}	Katrin Wühn	GDR	19.11.65	Berlin (SF)	14 Jan 84
IAAF-J	2:39.25 ^a	Mary Cain	USA	3.5.96	Boston	16 Jan 14
	2:40.1 m	Diana Richburg	USA	2.7.63	New London	7 Dec 82
W35	2:35.29	Regina Jacobs	USA	28.8.63	Boston (Roxbury)	6 Feb 00
W40	2:36.08	Yekaterina Podkopayeva	RUS	11.6.52	Liévin	13 Feb 93
1500 Metres						
IAAF*, EUR*	3:58.28	Yelena Soboleva	RUS	3.8.82	Moskva	18 Feb 06
		<i>Pace – 400m: 63.1; 800m: 2:09.7; 1200m: 3:13.1</i>				
AFR	3:59.75	Gelete Burka	ETH	15.2.86	Valencia	9 Mar 08
ASI	3:59.79	Maryam Jamal	BRN	16.9.84	Valencia	9 Mar 08
NAM	3:59.98	Regina Jacobs	USA	28.8.63	Boston (Roxbury)	1 Feb 03
C	4:02.66	Kelly Holmes	GBR/ENG	19.4.70	Birmingham	16 Mar 03
OCE	4:11.08+	Sarah Jamieson	AUS	24.3.75	Boston (Roxbury)	7 Feb 09
CAC	4:12.86	Mardrea Hyman	JAM	22.12.72	Karlsruhe	15 Feb 04
SAM	4:14.05	Letitia Vriesde	SUR	5.10.64	Budapest (SC)	12 Feb 92
<i>Age records</i>						
WY	4:11.70	Malin Ewerlöf/Krepp	SWE	2.6.72	Den Haag	19 Feb 89
IAAF-J	4:03.28	Kalkidan Gezahegne	ETH	8.5.91	Stockholm	10 Feb 10

EVENT	MARK	NAME	COUNTRY	BORN	VENUE	DATE
W35	3:59.98	Regina Jacobs	USA	28.8.63	Boston (Roxbury)	1 Feb 03
W40	4:05.19	Yekaterina Podkopayeva	RUS	11.6.52	Paris (Bercy)	9 Mar 97

* 3:57.71 Yelena Soboleva RUS 3.8.82 Valencia 9 Mar 08 – Annulled because of doping violation

One Mile

IAAF, EUR	4:17.14	Doina Melinte	ROU	27.12.56	East Rutherford	9 Feb 90
		<i>Pace – 440y: 62.8; 880y: 2:09.9; 1320y: 3:14.5; 1500m: 4:00.27</i>				
NAM	4:20.5 m	Mary Decker/Slaney	USA	4.8.58	San Diego	19 Feb 82
	4:17.55 ^{OT}	Mary Decker/Slaney	USA	4.8.58	Houston	16 Feb 80
AFR	4:23.33	Kutre Dulecha	ETH	22.8.78	Stuttgart	4 Feb 01
C	4:23.86	Kirsty Wade	GBR/WAL	6.8.62	New York	5 Feb 88
OCE	4:24.14	Kim Smith	NZL	19.11.81	Boston (Allston)	8 Feb 08
ASI	4:24.71	Maryam Jamal	BRN	16.9.84	Birmingham	20 Feb 10
CAC	4:32.33	Kenia Sinclair	JAM	14.7.80	Gainesville	3 Mar 05
SAM	4:42.24	Valentina Medina	VEN	12.2.81	Lincoln	23 Feb 02
<i>Age records</i>						
WY	4:28.25	Mary Cain	USA	3.5.96	New York (Armory)	16 Feb 13
IAAF-J	4:24.10	Kalkidan Gezahegne	ETH	8.5.91	Birmingham	20 Feb 10
W35	4:21.79	Regina Jacobs	USA	28.8.63	New York	8 Jan 00
W40	4:44.81	Sonja Friend-Uhl	USA	22.3.71	Blacksburg	3 Mar 12

3000 Metres

IAAF, AFR	8:23.72	Meseret Defar	ETH	19.11.83	Stuttgart	3 Feb 07
		<i>Pace – 1000m: 2:48.6; 2000m: 5:39.0</i>				
EUR	8:27.86	Liliya Shobukhova	RUS	13.11.77	Moskva	17 Feb 06
C	8:30.53	Vivian Cheruiyot	KEN	11.9.83	Birmingham	21 Feb 09
NAM	8:33.25	Shalane Flanagan	USA	8.7.81	Boston (Roxbury)	27 Jan 07
OCE	8:38.14	Kim Smith	NZL	19.11.81	Boston (Roxbury)	27 Jan 07
ASI	8:41.34	Dong Yanmei	CHN	16.2.77	Lisboa	10 Mar 01
SAM	9:07.08	Letitia Vriesde	SUR	5.10.64	Den Haag	31 Jan 93
CAC	9:08.55	Korene Hinds	JAM	18.1.76	Boston (Roxbury)	1 Feb 03
<i>Age records</i>						
WY	8:46.01	Gotytom Gebreslase	ETH	15.1.95	Boston (Roxbury)	4 Feb 12
IAAF-J	8:33.56	Tirunesh Dibaba	ETH	1.10.85	Birmingham	20 Feb 04
W35	8:39.14	Regina Jacobs	USA	28.8.63	Maebashi	7 Mar 99
W40	9:02.83	Lyubov Kremlyova	RUS	21.12.61	Moskva	22 Jan 02

5000 Metres

IAAF, AFR	14:24.37	Meseret Defar	ETH	19.11.83	Stockholm	18 Feb 09
		<i>Pace – 1000m: 2:52.1; 2000m: 5:47.8; 3000m: 8:42.5; 4000m: 11:37.8</i>				
OCE, C	14:39.89	Kim Smith	NZL	19.11.81	New York (Armory)	27 Feb 09
EUR*	14:47.35	Gabriela Szabo	ROU	14.11.75	Dortmund	13 Feb 99
NAM	14:47.62	Shalane Flanagan	USA	8.7.81	Boston (Roxbury)	7 Feb 09
ASI	15:54.18 ^{OT}	Yuriko Kobayashi	JPN	12.12.88	Seattle	1 Mar 13
	16:55.95	Jin Lingling	CHN	16.1.87	Beijing	27 Dec 09
SAM	16:12.58	Maria Elena Calle	ECU	25.7.75	Fayetteville	10 Mar 00
CAC	16:20.41	Zoila Gómez	MEX	7.6.79	Indianapolis	13 Mar 02
<i>Age records</i>						
WY	16:42.99	Tessa Barrett	USA	9.2.96	New York (Armory)	8 Mar 13
IAAF-J	14:53.99	Tirunesh Dibaba	ETH	1.10.85	Boston (Roxbury)	31 Jan 04
W35	15:41.42	Yelena Zadorozhnaya	RUS	3.12.77	Moskva	14 Feb 13

* 14:46.44 Alemitu Bekele TUR 17.9.77 Stockholm 10 Feb 10 – Annulled as a European record because of doping violation

50 Metres Hurdles

IAAF, EUR	6.58	Cornelia Oschkenat	GDR	29.10.61	Berlin (DH)	20 Feb 88
NAM	6.67A	Jackie Joyner-Kersey	USA	3.3.62	Reno	10 Feb 95
CAC, C	6.67+	Michelle Freeman	JAM	5.5.69	Liévin	13 Feb 00
ASI	6.70	Olga Shishigina	KAZ	23.12.68	Budapest (SC)	5 Feb 99
AFR	6.76+	Glory Alozie (later ESP)	NGR	30.12.77	Liévin	25 Feb 01
SAM	7.1 m	Edith Noeding	PER	3.11.54	München	28 Jan 76
OCE	7.2 m	Jan Mack/Lothian	NZL	7.9.47	Napier	2 Oct 71
<i>Age records</i>						
WY/WJ (84cm)	6.95	Candy Young	USA	21.5.62	Edmonton	3 Feb 79
W35	6.83+	Michelle Freeman	JAM	5.5.69	Liévin	26 Feb 05


EVENT	MARK	NAME	COUNTRY	BORN	VENUE	DATE
60 Metres Hurdles						
IAAF, EUR	7.68	Susanna Kallur	SWE	16.2.81	Karlsruhe	10 Feb 08
NAM	7.72	Lolo Jones	USA	5.8.82	Doha	13 Mar 10
OCE, C	7.73	Sally McLellan/Pearson	AUS	19.9.86	Istanbul	10 Mar 12
CAC	7.74	Michelle Freeman	JAM	5.5.69	Madrid	3 Feb 98
AFR	7.82	Glory Alozie (later ESP)	NGR	30.12.77	Madrid	16 Feb 99
ASI	7.82	Olga Shishigina	KAZ	23.12.68	Liévin	21 Feb 99
SAM	7.99	^a Yvette Lewis	PAN	16.3.85	Düsseldorf	30 Jan 14
	8.08	Maila Paula Machado	BRA	22.1.81	Moskva	11 Mar 06
<i>Age records</i>						
WY (76.2cm)	8.19	Yekaterina Bleskina	RUS	29.1.93	Penza	29 Jan 10
(84cm)	8.17A	Dior Hall	USA	2.1.96	Golden	9 Feb 13
IAAF-J	8.06	Ulrike Denk	FRG	10.5.64	Dortmund	19 Feb 83
	8.06	Monique Ewanjé-Épée	FRA	11.7.67	Madrid	22 Feb 86
W35	7.74	Gail Devers	USA	19.11.66	Boston (Roxbury)	1 Mar 03
W40	7.86	Gail Devers	USA	19.11.66	New York (MSG)	2 Feb 07
High Jump						
IAAF, EUR	2.08	Kajsa Bergqvist	SWE	12.10.76	Arnstadt	4 Feb 06
NAM	2.02A	Chaunté Lowe	USA	12.1.84	Albuquerque	26 Feb 12
CAC	2.01	Ioamnet Quintero	CUB	8.9.72	Berlin (Schöneberg)	5 Mar 93
C	1.99	Debbie Brill	CAN	10.3.53	Edmonton	23 Jan 82
ASI	1.98	Svetlana Zalevskaya	KAZ	14.6.73	Samara	2 Mar 96
OCE	1.97	Alison Inverarity	AUS	12.8.70	Toronto	13 Mar 93
AFR	1.97	Hestrie Storbeck/Cloete	RSA	26.8.78	Birmingham	18 Feb 01
SAM	1.94	Solange Witteveen	ARG	6.2.76	Brno	9 Feb 00
<i>Age records</i>						
WY	1.95	Marina Kuptsova	RUS	22.12.81	Brno	30 Jan 98
	1.95	Irina Kovalenko	UKR	12.6.86	Lvov	26 Dec 03
IAAF-J	1.97	Mariya Kuchina	RUS	14.1.93	Trinec	26 Jan 11
W35	1.97	Venelina Veneva/Mateeva	BUL	13.6.74	Bucureşti	18 Feb 11
W40	1.78	Julia Machin	GBR	26.3.70	London (LV)	27 Mar 10
Pole Vault						
IAAF, NAM	5.02A	Jenn Suhr	USA	5.2.82	Albuquerque	2 Mar 13
EUR	5.01	Yelena Isinbaeva	RUS	3.6.82	Stockholm	23 Feb 12
C	4.87	Holly Bleasdale	GBR/ENG	2.11.91	Villeurbanne	21 Jan 12
SAM	4.82	Fabiana Murer	BRA	16.3.81	Birmingham	20 Feb 10
CAC	4.82	Yarisley Silva	CUB	1.6.87	Des Moines	24 Apr 13
OCE	4.72	Kym Howe	AUS	12.6.80	Donetsk	10 Feb 07
ASI	4.50	Li Ling	CHN	6.7.89	Hangzhou	19 Feb 12
AFR	4.41	Elmarie Gerryts	RSA	25.8.72	Birmingham	20 Feb 00
<i>Age records</i>						
WY	4.46	Zhang Yingning	CHN	6.1.90	Shanghai	15 Mar 07
IAAF-J	4.63	Angelica Bengtsson	SWE	8.7.93	Stockholm	22 Feb 11
W35	4.61	Stacy Dragila	USA	25.3.71	New York (MSG)	30 Jan 09
W40	4.05	Doris Auer	AUT	10.5.71	Wien	21 Jan 12
Long Jump						
IAAF, EUR	7.37	Heike Drechsler	GDR	16.12.64	Wien	13 Feb 88
NAM	7.23	Brittney Reese	USA	9.9.86	Istanbul	11 Mar 12
AFR	6.97	Chioma Ajunwa	NGR	25.12.70	Erfurt	5 Feb 97
CAC, C	6.91	Elva Goulbourne	JAM	21.1.80	Fayetteville	23 Feb 02
SAM	6.89	Maurren Higa Maggi	BRA	25.6.76	Valencia	9 Mar 08
ASI	6.82	Yang Juan	CHN	5.9.69	Beijing	13 Mar 92
OCE	6.81	Nicole Boegman	AUS	5.3.67	Barcelona	12 Mar 95
<i>Age records</i>						
WY	6.61	Anu Kaljurand	URS/EST	16.4.69	Leningrad	1 Feb 86
IAAF-J	6.88	Heike Daute/Drechsler	GDR	16.12.64	Berlin (DH)	1 Feb 83
W35	6.86	Heike Drechsler	GER	16.12.64	Gent	27 Feb 00
W40	6.64	Tatyana Ter-Mesrobian	RUS	12.5.68	Sankt-Peterburg	5 Jan 10
Triple Jump						
IAAF, EUR	15.36	Tatyana Lebedeva	RUS	21.7.76	Budapest (SA)	6 Mar 04
		<i>5.44 hop, 3.98 step, 5.94 jump</i>				
C	15.16	Ashia Hansen	GBR/ENG	5.12.71	Valencia	28 Feb 98
ASI	15.14	Olga Rypakova	KAZ	30.11.84	Doha	13 Mar 10
CAC	15.05	Yargelis Savigne	CUB	13.11.84	Valencia	8 Mar 08
AFR	14.90	Yamilé Aldama (later GBR)	SUD	14.8.72	Budapest (SA)	6 Mar 04
NAM	14.23	Sheila Hudson/Strudwick	USA	30.6.67	Atlanta	4 Mar 95

EVENT	MARK	NAME	COUNTRY	BORN	VENUE	DATE
SAM	14.11	Keila da Silva Costa	BRA	6.2.83	Moskva	10 Mar 06
OCE	13.31	Nicole Mladenis	AUS	22.9.75	Budapest (SA)	5 Mar 04
<i>Age records</i>						
WY	14.09	Wang Rong	CHN	1.7.96	Nanjing	7 Mar 13
IAAF-J	14.37	Ren Ruiping	CHN	1.2.76	Barcelona	11 Mar 95
W35	14.82	Yamilé Aldama	GBR	14.8.72	Istanbul	10 Mar 12
W40	13.95	Yamilé Aldama	GBR	14.8.72	Göteborg	3 Mar 13
Shot Put						
IAAF, EUR	22.50	Helena Fibingerová	TCH/CZE	13.7.49	Jablonec	19 Feb 77
ASI	21.10	Sui Xinmei	CHN	29.1.65	Beijing	3 Mar 90
OCE, C	20.98	Valerie Adams	NZL	6.10.84	Zürich	28 Aug 13
NAM	19.89	Jillian Camarena-Williams	USA	2.8.82	Fayetteville	11 Feb 12
CAC	19.60	Belsis Laza	CUB	5.6.67	Pireás	8 Mar 89
SAM	18.33	Elisângela Adriano	BRA	27.7.72	Pireás	24 Feb 99
AFR	18.13A	Vivian Chukwuemeka	NGR	4.5.77	Flagstaff	4 Feb 06
<i>Age records</i>						
WY	17.58	Emel Dereli	TUR	25.2.96	Istanbul	28 Dec 13
(3kg)	19.41	Emel Dereli	TUR	25.2.96	Izmir	15 Dec 12
IAAF-J	20.51	Heidi Krieger	GDR	20.7.65	Budapest (SC)	8 Feb 84
W35	21.47	Helena Fibingerová	TCH/CZE	13.7.49	Jablonec	9 Feb 85
W40	19.16	Antonina Ivanova	RUS	25.12.32	Moskva	24 Feb 74
Pentathlon						
IAAF, EUR	5013	Natalya Dobrynska	UKR	29.5.82	Istanbul	9 Mar 12
(8.38 – 1.84 – 16.51 – 6.57 – 2:11.15)						
C	4965	Jessica Ennis	GBR/ENG	28.1.86	Istanbul	9 Mar 12
(7.91 – 1.87 – 14.79 – 6.19 – 2:08.09)						
NAM	4753	DeDee Nathan	USA	20.4.68	Maebashi	5 Mar 99
(8.26 – 1.86 – 15.10 – 6.24 – 2:18.98)						
	4753	Hyleas Fountain	USA	14.1.81	Doha	13 Mar 10
(8.20 – 1.87 – 14.06 – 6.46 – 2:21.02)						
ASI	4582	Olga Rypakova	KAZ	30.11.84	Pattaya	10 Feb 06
(8.68 – 1.88 – 12.90 – 6.55 – 2:23.26)						
CAC	4569	Makeba Alcide	LCA	24.2.90	Fayetteville	22 Feb 13
(8.34 – 1.81 – 10.60 – 5.59 – 2:22.28)						
AFR	4558	Eunice Barber (later FRA)	SLE	17.11.74	Paris (Bercy)	7 Mar 97
(8.39 – 1.80 – 13.05 – 6.35 – 2:18.17)						
OCE	4490	Jane Jamieson	AUS	23.6.75	Maebashi	5 Mar 99
(8.66 – 1.83 – 13.94 – 6.08 – 2:19.64)						
SAM	4261	Vanessa Spinola	BRA	5.3.90	Tallinn	2 Feb 13
(8.92 – 1.74 – 12.62 – 6.04 – 2:16.82)						
	4295	# Najuma Fletcher	GUY	31.5.74	Syracuse	18 Feb 95
<i>(with 55m Hurdles)</i>						
<i>Age records</i>						
WY (Senior)	4261	Carolina Klüft	SWE	2.2.83	Eskilstuna	12 Feb 00
(8.80 – 1.81 – 10.88 – 6.07 – 2:17.32)						
WJ	4694OT	Sibylle Thiele	GDR	6.3.65	Senftenberg	26 Jan 84
(8.59 – 1.86 – 14.32 – 6.51 – 2:20.4)						
	4558	X Nafissatou Thiam	BEL	19.8.94	Gent	3 Feb 13
(8.65 – 1.84 – 14.00 – 6.30 – 2:21.18)						
IAAF-J	4535	Carolina Klüft	SWE	2.2.83	Wien	1 Mar 02
(8.49 – 1.81 – 12.71 – 6.24 – 2:14.95)						
W35	4646	Sabine Braun	GER	19.6.65	Lisboa	9 Mar 01
(8.32 – 1.80 – 14.37 – 6.27 – 2:17.45)						
W40	3696	Sonia Del Prete	FRA	7.2.70	Gent	17 Mar 11
(8.94 – 1.60 – 10.67 – 5.86 – 2:32.83)						
3000 Metres Walk						
W	11:35.34	# Gillian O'Sullivan	IRL	21.8.76	Belfast	15 Feb 03
IAAF, EUR	11:40.33	Claudia Stef	ROU	25.2.78	Bucureşti	30 Jan 99
OCE, C	11:53.82	Kerry Junna-Saxby	AUS	2.6.61	Toronto	13 Mar 93
NAM	12:20.79	Debbi Lawrence	USA	15.10.61	Toronto	12 Mar 93
ASI	12:42.65	Yuko Sato	JPN	23.1.68	Osaka	11 Feb 94
CAC	13:23.45	María Colín	MEX	7.3.66	Indianapolis	6 Mar 87
SAM	13:24.95	Miriam Ramón	ECU	10.2.73	Sevilla	9 Mar 91
AFR	15:57.06	Ada Booyens	RSA	5.12.61	Kamloops	3 Mar 10
<i>Age records</i>						
WY, WJ	12:05.6	m Lyudmila Yefimkina	RUS	22.8.81	Insar	1 Mar 98

EVENT	MARK	TEAM	VENUE	DATE	
W35	12:28.32	Michelle Rohl	USA 12.11.65 Atlanta	3 Mar 01	
W40	12:33.1	Yelena Veremeychuk	UKR 13.10.59 Kiyev	26 Feb 00	
4 x 200 Metres Relay					
IAAF, EUR	1:32.41	Russia	RUS	Glasgow (KH)	29 Jan 05
		<i>Yekaterina Kondratyeva, Irina Khabarova, Yuliya Pechonkina, Yuliya Gushchina</i>			
NAM	1:33.24	United States	USA	Glasgow (KH)	12 Feb 94
		<i>Flirtisha Harris, Chryste Gaines, Terri Dendy, Michele Collins</i>			
C	1:33.96	England	GBR	Glasgow (KH)	23 Feb 90
		<i>Paula Dunn/Thomas, Jenni Stoute, Linda Keough/Staines, Sally Gunnell</i>			
ASI	1:42.80	Japan	JPN	Yokohama	3 Mar 91
		<i>Masayo Kitagawa, Ayako Nomura, Kimiko Yokoyama, Kyoko Kumata</i>			
<i>Age records</i>					
WY	1:38.77	SC Berlin	GER	Dortmund	17 Feb 91
		<i>Anja Schmitz, Nadja Hack, Carola Otto, Silke Breckenfelder</i>			
	1:38.77	Belgium Scholier	BEL	Gent	20 Feb 10
		<i>Imke Vervaet, Justien Grillet, Camille Laus, Kimberley Efonye</i>			
WJ	1:35.86	Polytechnic High School, Long Beach	USA	New York (Armory)	16 Mar 03
		<i>Shana Solomon 24.3, Jasmine Lee 24.4, Dominique Dorsey 24.2, Shalonda Solomon 24.2</i>			
W35	1:44.23	Germany	GER	Sindelfingen	14 Mar 04
		<i>Silvia Klimpfinger, Karin Forster, Annette Koegst, Simone Noack</i>			
W40	1:44.34	Germany	GER	Sindelfingen	14 Mar 04
		<i>Anke Moritz, Birgitte Heidrich, Angelika Grissmer, Ulrike Görling</i>			
4 x 400 Metres Relay					
IAAF, EUR	3:23.37	Russia	RUS	Glasgow (KH)	28 Jan 06
		<i>Yuliya Gushchina 51.75, Olga Kotlyarova 50.40, Olga Zaytseva 51.03, Olesya Forsheva 50.19</i>			
OCE, C	3:26.87	Australia	AUS	Maebashi	7 Mar 99
		<i>Susan Andrews 52.33, Tania Van Heer 51.45, Tamsyn Lewis 51.32, Cathy Freeman 51.77</i>			
NAM	3:27.34	United States	USA	Doha	14 Mar 10
		<i>Debbie Dunn 51.21, Deedee Trotter 52.54, Natasha Hastings 52.67, Allyson Felix 50.92</i>			
CAC*	3:29.54	Jamaica	JAM	Moskva	12 Mar 06
		<i>Shellene Williams 53.26, Novlene Williams 51.42, Moya Thompson 52.18, Allison Beckford 52.68</i>			
SAM	3:33.78	# Atletismo BM & F	BRA	São Paulo	24 Sep 06
		<i>Rosemar Coelho Neto, Maria Laura Almirão, Perla dos Santos, Lorena de Oliveira</i>			
ASI	3:37.46	India	IND	Doha	16 Feb 08
		<i>Mandeep Kaur, Manjeet Kaur, Sini Jose, Chitra Soman</i>			
AFR	3:49.52	Senegal	SEN	Tehran	27 Sep 05
		<i>Mame Fatou Faye, Aïda Diop, Aminata Sylla, Ndèye Fatou Soumah</i>			
<i>Age records</i>					
WY	3:52.15	Bethel TC, Hampton	USA	Boston	14 Mar 10
		<i>Aireal Grant, Jazmien Wright, Rashaun Combs, Maya Moore</i>			
WJ	3:38.91	Polytechnic High School, Long Beach	USA	New York (Armory)	14 Mar 04
		<i>Dashanta Harris 57.0, Jasmine Lee 54.3, Shana Woods 52.4, Shalonda Solomon 53.2</i>			
W35/W40	4:09.13	United States	USA	Boston	28 Mar 10
		<i>Kathline Shook, Maryline Roux, Joan Hunter, Charmaine Roberts</i>			
* 3:28.49 Jamaica (Bobby-Gaye Wilkins 51.29, Clara Williams 54.43, Davita Prendergast 51.38, Novlene Williams-Mills 51.39) Doha 14 Mar 10 – Disqualified because of doping violation by Wilkins					
4 x 800 Metres Relay					
IAAF, EUR	8:06.24	Moskva	RUS	Moskva	18 Feb 11
		<i>Aleksandra Bulanova 2:02.1, Yekaterina Martynova 2:03.1, Yelena Kofanova 2:00.4, Anna Balakshina 2:00.6</i>			
NAM	8:25.5	m Villanova University	USA	Gainesville	7 Feb 87
		<i>Gina Procaccio, Debbie Grant, Michelle DiMuro- Ave, Celeste Halliday</i>			
C	8:41.66	University of Victoria	CAN	Winnipeg	11 Mar 88
		<i>Tania Jones, Robyn Meagher, Brenda Shackleton, Trish Wellman</i>			
<i>Age records</i>					
WJ	8:53.67	# Boys and Girls High School, Brooklyn	INT	New York (Armory)	1 Mar 02
		<i>Akilah Vargas USA 2:14.27, Keziah Fernandez USA 2:16.70, Meisue Francis USA 2:15.82, Stacey Ann Livingston JAM 2:06.88</i>			
	8:59.37	Suffern High School, Suffern	USA	New York (Armory)	12 Mar 06
		<i>Kara McKenna, Shelby Greany, Caroline Heidt, Mary Consiglio</i>			
W35/W40	9:25.49	United States	USA	Boston	27 Mar 10
		<i>Lisa Valle, Terry Ballou, Christine Olen, Aeron Genet</i>			

EVENT	MARK	NAME	COUNTRY	BORN	VENUE	DATE
<u>Performances by athletes from former USSR Republics superior to Asian records</u>						
400 Metres	51.22	Marina Shmonina	UZB	9.2.65	Glasgow (KH)	4 Mar 90
800 Metres	1:59.2 m	Lyubov Kiryukhina	UZB	19.5.63	Moskva	4 Mar 84
1000 Metres	2:39.3 m	Lyubov Kiryukhina	UZB	19.5.63	Moskva	2 Jan 87
5000 Metres	15:48.34	Natalya Sorokivskaya	KAZ	23.7.62	Chelyabinsk	3 Feb 90
Long Jump	7.17	Yelena Khlopotnova	KAZ	4.8.63	Chişinău	16 Feb 85
<u>Additional best performances in non-IAAF World Record events</u>						
100 Metres	11.15	Marita Koch	GDR	18.2.57	Berlin (SF)	12 Jan 80
300 Metres	35.45	Irina Privalova	RUS	22.11.68	Moskva	17 Jan 93
500 Metres	1:06.31	Olesya Krasnomovets	RUS	8.7.79	Yekaterinburg	7 Jan 06
600 Metres	1:23.44	Olga Kotlyarova	RUS	12.4.76	Moskva	1 Feb 04
2000 Metres	5:30.53	Gabriela Szabo	ROU	14.11.75	Sindelfingen	8 Mar 98
<i>Pace – 800m: 2:09.4; 1000m: 2:42.7; 1500m: 4:07.6; 1800m: 4:58.9</i>						
Two Miles	9:06.26	Meseret Defar	ETH	19.11.83	Praha	26 Feb 09
<i>Defar – 440y: 67.7; 880y: 2:17.2; 1320y: 3:27.3; 1M: 4:37.9; 1M-440y: 5:46.2; 1M-880y: 6:56.2; 1M-1320y: 8:04.1; 3000m: 8:33.88; Halves: 4:37.9/4:28.4</i>						
<i>Pace – 1000m: 2:51.13; 2000m: 5:45.77; 3000m: 8:33.88</i>						
10,000 Metres	32:44.97	Olga Michurina	RUS	13.2.64	Sankt Peterburg	23 Dec 95
2000 Metres St	6:05.29	Mariya Bykova	RUS	7.11.89	Belgorod	22 Jan 13
3000 Metres St	9:07.00	Tatyana Petrova	RUS	8.4.83	Moskva	17 Feb 06
100m Hurdles	12.64	Ludmila Engquist	SWE	21.4.64	Tampere	10 Feb 97
300m Hurdles	40.09 ^{OT}	Stine Tomb	NOR	27.8.86	Tampere	5 Feb 11
400m Hurdles	56.41	Sheena Tosta	USA	1.10.82	Val-de-Reuil	12 Feb 11
20lb Weight Throw	25.56	Brittany Riley	USA	26.8.86	Fayetteville	10 Mar 07
5000 Metres Walk	20:10.3	Vera Sokolova	RUS	8.6.87	Saransk	30 Dec 10
10,000 Metres Walk	43:54.63	Yelena Ginko	BLR	30.7.76	Mogilyov	22 Feb 08
4x100m Relay	44.39	Germany			Karlsruhe	31 Jan 10
<i>Anne-Kathrin Elbe, Anne Möllinger, Cathleen Tschirch, Marion Wagner</i>						





COUNTRY INDEX

This section contains details of the best achievements of the 212 different countries to have competed at the IAAF World Indoor Championships:

AFG, AHO, AIA, ALB, ALG, AND, ANG, ANT, ARG, ARM, ARU, AUS, AUT, AZE, BAH, BAN, BAR, BDI, BEL, BEN, BER, BHU, BIH, BLR, BOL, BOT, BRA, BRN, BRU, BUL, BUR, CAF, CAM, CAN, CAY, CGO, CHA, CHI, CHN, CIV, CMR, COD, COK, COL, COM, CPV, CRC, CRO, CUB, CYP, CZE, DEN, DJI, DMA, DOM, ECU, EGY, ERI, ESA, ESP, EST, ETH, FIJ, FIN, FRA, FRG, FSM, GAB, GAM, GBR, GBS, GDR, GEO, GEQ, GER, GHA, GIB, GRE, GRN, GUA, GUI, GUM, GUY, HAI, HKG, HON, HUN, INA, IND, IRI, IRL, IRQ, ISL, ISR, ISV, ITA, IVB, JAM, JOR, JPN, KAZ, KEN, KGZ, KIR, KOR, KSA, KUW, LAO, LAT, LBA, LBR, LCA, LES, LIB, LIE, LTU, LUX, MAC, MAD, MAR, MAS, MAW, MDA, MDV, MEX, MGL, MHL, MKD, MLI, MLT, MNT, MON, MOZ, MRI, MTN, MYA, NAM, NCA, NED, NEP, NFI, NGR, NIG, NMI, NOR, NRU, NZL, OMA, PAK, PAN, PAR, PER, PHI, PLE, PLW, PNG, POL, POR, PUR, PYF (TAH), QAT, ROU, RSA, RUS, RWA, SAM, SCG, SEN, SEY, SIN, SKN, SLE, SLO, SMR, SOL, SRB, SRI, STP, SUD, SUI, SUR, SVK, SWE, SWZ, SYR, TAN, TCH, TGA, THA, TJK, TKM, TKS, TOG, TPE, TTO, TUN, TUR, TUV, UAE, UGA, UKR, URS, URU, USA, UZB, VAN, VEN, VIN, YEM (PRY), YUG, ZAM, ZIM

The following seven current IAAF members have not yet competed independently at the championships:

ASA, BIZ, MNE, PRK, SOM, TLS, VIE

Every medal-winning performer is listed along with tables showing every placing in the first eight.

The following information is given:

Years Entered:

The years in which the country entered the World Indoor Championships

Placing Tables:

Tables showing the country's placings in the first eight: overall, by men and women

Medallists:

A list of every medallist by the country. Gold medallists are emboldened

Best Placings:

If there are no medallists, the country's best overall placings are listed. In comparisons across events, we have selected the athlete who finished nearest to first place

AFG / Afghanistan

Year Entered: 12

Best Placing:

Men No competitors
Women Tahmina Kohistani 60m: 12-8h7

AHO / Netherlands Antilles

Years Entered: 87/91/95/97/10

Best Placings:

Men Churandy Martina 60m: 10-3s3
Women Soraima Martha 60m: 87-4h4

AIA / Anguilla

Years Entered: 87/89/91/99/01/12

Best Placings:

Men Trevor Davis 200m: 91-3h3
Women Shinelle Proctor 60m: 12-7h2

ALB / Albania

Years Entered: 95/01/03/04/06/12

Best Placings:

Men Nimet Gashi 800m: 12-4h1
Women Luiza Gega 1500m: 12-5h1
Klodiana Shala 400m: 04-5h4, 06-5h2

ALG / Algeria

Years Entered: 85/89/91/95/97/99/01/03/04/06/08/10/12

Placing Tables:

Overall	Gold	Silver	Bronze	4th	5th	6th	7th	8th
1985	-	-	1	-	-	-	-	-
1991	1	-	-	-	-	-	-	-
2003	-	-	-	-	-	-	1	-
2006	-	-	-	-	-	-	-	1
Totals	1	-	1	-	-	-	1	1

Men	Gold	Silver	Bronze	4th	5th	6th	7th	8th
1985	-	-	1	-	-	-	-	-
1991	1	-	-	-	-	-	-	-
2006	-	-	-	-	-	-	-	1
Totals	1	-	1	-	-	-	-	1

Women	Gold	Silver	Bronze	4th	5th	6th	7th	8th
2003	-	-	-	-	-	-	1	-
Totals	-	-	-	-	-	-	1	-

Medallists:

Men Othmane Belfaa HJ: 85-3
Noureddine Morceli 1500m: 91-1
Women No medals; best placing:
Baya Rahouli TJ: 03-7

AND / Andorra

Years Entered: 91/95/97/99/01/06/08/12

Best Placings:

Men Sergi Vidal Ruíz 200m: 95-4h4
Women Natalia Gallego 800m: 08-5h4
Montserrat Pujol 60m: 06-5h4

ANG / Angola

Years Entered: 91/93/95/04

Best Placings:

Men António dos Santos TJ: 91-19Q
Women Antonia de Jesús 60m: 04-7h5

ANT / Antigua & Barbuda

Years Entered: 87/99/01/03/08/10

Placing Table:

Men	Gold	Silver	Bronze	4th	5th	6th	7th	8th
2010	-	-	1	-	-	-	-	-
Totals	-	-	1	-	-	-	-	-

Medallist:

Men	Daniel Bailey	60m: 10-3
Women	No medals; best placing: Heather Samuel 60m: 03-5s1	

ARG / Argentina

Years Entered: 85/87/89/91/93/95/97/99/08/12

Placing Tables:

Overall	Gold	Silver	Bronze	4th	5th	6th	7th	8th
1995	-	-	-	-	-	-	-	1
2012	-	-	-	-	-	1	-	-
Totals	-	-	-	-	-	1	-	1

Men	Gold	Silver	Bronze	4th	5th	6th	7th	8th
2012	-	-	-	-	-	1	-	-
Totals	-	-	-	-	-	1	-	-

Women	Gold	Silver	Bronze	4th	5th	6th	7th	8th
1995	-	-	-	-	-	-	-	1
Totals	-	-	-	-	-	-	-	1

Best Placings:

Men	Germán Lauro	SP: 12-6
Women	Mabel Arrua	1500m: 95-8

ARM / Armenia

Years Entered: 93/95/97/99/01/03/04/06/08/10/12

Placing Table:

Men	Gold	Silver	Bronze	4th	5th	6th	7th	8th
1993	-	-	-	-	-	-	-	1
1999	-	-	-	-	-	1	-	-
Totals	-	-	-	-	-	1	-	1

Best Placings:

Men	Armen Martirosyan	TJ: 99-6
Women	Amaliya Sharoyan	400m: 12-4h2

ARU / Aruba

Years Entered: 87/93/95/97/01/03/06/12

Best Placings:

Men	Miguel Janssen	60m: 95-8s2
Women	Lia Melis	3000m: 87-11

AUS / Australia

Years Entered: 85/87/89/91/93/95/97/99/01/03/04/08/10

Placing Tables:

Overall	Gold	Silver	Bronze	4th	5th	6th	7th	8th
1985	1	-	1	-	1	-	1	-
1987	-	-	-	1	2	-	1	-
1989	1	-	-	1	-	1	1	1
1991	-	1	-	1	-	1	-	1

1993	-	3	1	-	2	-	-	-
1995	1	-	-	1	-	-	1	1
1997	-	1	-	-	1	-	-	-
1999	-	1	-	1	1	1	1	-
2001	-	-	1	1	1	1	-	1
2003	-	-	-	-	1	2	1	-
2008	1	-	1	-	1	2	-	-
2010	2	-	1	-	-	-	1	-
2012	1	1	-	-	-	-	-	-
Totals	7	7	5	6	10	8	7	4

Men	Gold	Silver	Bronze	4th	5th	6th	7th	8th
1985	1	-	1	-	-	-	-	-
1987	-	-	-	-	2	-	-	-
1989	-	-	-	-	-	-	1	1
1991	-	-	-	1	-	-	-	1
1993	-	1	1	-	-	-	-	-
1995	-	-	-	-	-	-	1	1
1997	-	-	-	-	1	-	-	-
1999	-	-	-	1	-	-	1	-
2001	-	-	1	1	1	-	-	1
2003	-	-	-	-	1	2	-	-
2008	-	-	1	-	1	2	-	-
2010	2	-	1	-	-	-	1	-
2012	-	1	-	-	-	-	-	-
Totals	3	2	5	3	6	4	4	4

Women	Gold	Silver	Bronze	4th	5th	6th	7th	8th
1985	-	-	-	-	1	-	1	-
1987	-	-	-	1	-	-	1	-
1989	1	-	-	1	-	1	-	-
1991	-	1	-	-	-	1	-	-
1993	-	2	-	-	2	-	-	-
1995	1	-	-	1	-	-	-	-
1997	-	1	-	-	-	-	-	-
1999	-	1	-	-	1	1	-	-
2001	-	-	-	-	-	1	-	-
2003	-	-	-	-	-	-	1	-
2008	1	-	-	-	-	-	-	-
2012	1	-	-	-	-	-	-	-
Totals	4	5	-	3	4	4	3	-

Medallists:

Men	Darren Clark	400m: 93-3
	Henry Frayne	LJ: 12-2
	Mike Hillardt	1500m: 85-1
	Steve Hooker	PV: 08-3, 10-1
	Fabrice Lapierre	LJ: 10-1
	Damien Marsh	200m: 93-2
	Andrew Murphy	TJ: 01-3
	Dave Smith	5000mW: 85-3
	Mitchell Watt	LJ: 10-3
Women	Susan Andrews	4x400mR: 99-2
	Cathy Freeman	4x400mR: 99-2
	Melinda Gainsford	200m: 93-2, 95-1
	Emma George	PV: 97-2
	Tamsyn Lewis	800m: 08-1; 4x400mR: 99-2
	Sally Pearson	60mH: 12-1
	Kerry Saxby-Junna	3000mW: 89-1, 91-2, 93-2
	Tania van Heer	4x400mR: 99-2

AUT / Austria

Years Entered: All (1985 included)

Placing Tables:

Overall	Gold	Silver	Bronze	4th	5th	6th	7th	8th
1991	-	1	-	-	1	-	-	-
1993	-	-	-	-	-	-	1	-
1995	-	-	-	1	-	-	-	1

1997	-	-	-	-	1	-	-	-
1999	-	-	-	-	-	1	1	-
2001	-	1	-	-	-	1	-	-
2003	-	1	-	1	-	-	-	-
2004	-	-	1	-	-	-	-	-
2012	-	-	-	-	-	-	1	-
Totals	-	3	1	2	2	2	3	1

Men	Gold	Silver	Bronze	4th	5th	6th	7th	8th
1991	-	1	-	-	1	-	-	-
1995	-	-	-	1	-	-	-	-
1997	-	-	-	-	1	-	-	-
1999	-	-	-	-	-	-	1	-
2001	-	-	-	-	-	1	-	-
Totals	-	1	-	1	2	1	1	-

Women	Gold	Silver	Bronze	4th	5th	6th	7th	8th
1993	-	-	-	-	-	-	1	-
1995	-	-	-	-	-	-	-	1
1999	-	-	-	-	-	1	-	-
2001	-	1	-	-	-	-	-	-
2003	-	1	-	1	-	-	-	-
2004	-	-	1	-	-	-	-	-
2012	-	-	-	-	-	-	1	-
Totals	-	2	1	1	-	1	2	1

Medallists:

Men	Klaus Bodenmüller	SP: 91-2
Women	Stephanie Graf	800m: 01-2, 03-2
	Karin Mayr-Krifka	200m: 04-3

AZE / Azerbaijan

Years Entered: 93/95/97/01/03/06/08/10/12

Placing Table:

Women	Gold	Silver	Bronze	4th	5th	6th	7th	8th
2010	-	-	-	-	-	1	-	-
Totals	-	-	-	-	-	1	-	-

Best Placings:

Men	Valentin Bulichev	400m: 06-4h2
	Dmitriy Chumichkin	400m: 03-4h4
	Ramil Guliyev	60m: 08-4h6
Women	Layes Abdullayeva	3000m: 10-6

BAH / Bahamas

Years Entered: All (1985 included)

Placing Tables:

Overall	Gold	Silver	Bronze	4th	5th	6th	7th	8th
1985	-	-	-	-	-	-	1	-
1987	-	-	1	-	-	-	-	-
1991	-	-	-	-	1	-	-	1
1993	-	-	-	1=	-	-	-	-
1995	-	1	-	-	-	-	-	-
1997	-	1	-	-	-	-	-	-
1999	-	-	1	2	-	-	-	-
2001	1	-	-	1	-	-	-	-
2003	-	1	1	-	-	-	-	-
2004	1	-	1	-	1	-	-	-
2006	-	-	2	-	-	-	-	-
2008	-	-	1	-	-	-	-	-
2010	1	-	-	-	1	-	-	-
2012	-	1	1	-	1	-	-	2
Totals	3	4	8	3+1=	4	-	1	3

Men	Gold	Silver	Bronze	4th	5th	6th	7th	8th
1987	-	-	1	-	-	-	-	-
1991	-	-	-	-	-	-	-	1
1993	-	-	-	1=	-	-	-	-
1999	-	-	-	1	-	-	-	-
2003	-	-	1	-	-	-	-	-
2004	1	-	-	-	1	-	-	-
2006	-	-	1	-	-	-	-	-
2008	-	-	1	-	-	-	-	-
2010	1	-	-	-	-	-	-	-
2012	-	1	1	-	-	-	-	1
Totals	2	1	5	1+1=	1	-	-	2

Women	Gold	Silver	Bronze	4th	5th	6th	7th	8th
1985	-	-	-	-	-	-	1	-
1991	-	-	-	-	1	-	-	-
1995	-	1	-	-	-	-	-	-
1997	-	1	-	-	-	-	-	-
1999	-	-	1	1	-	-	-	-
2001	1	-	-	1	-	-	-	-
2003	-	1	-	-	-	-	-	-
2004	-	-	1	-	-	-	-	-
2006	-	-	1	-	-	-	-	-
2010	-	-	-	-	1	-	-	-
2012	-	-	-	-	1	-	-	1
Totals	1	3	3	2	3	-	1	1

Medallists:

Men	Chris Brown	400m: 06-3, 08-3, 10-1, 12-3
	Dominic Demeritte	200m: 03-3, 04-1
	Demetrius Pinder	400m: 12-2
	Frank Rutherford	TJ: 87-3
Women	Christine Amertil	400m: 03-2, 06-3
	Pauline Davis	200m: 95-2, 99-3
	Chandra Sturup	60m: 97-2, 01-1
	Tonique Williams	400m: 04-3

BAN / Bangladesh

Year Entered: 12

Best Placings:

Men	Mesbah Ahmed	60m: 12-5h1
Women	Papia Rani Sarkar	60m: 12-5h1

BAR / Barbados

Years Entered: 85/87/99/01/03/04

Placing Table:

Men	Gold	Silver	Bronze	4th	5th	6th	7th	8th
1999	-	1	-	-	-	-	-	-
Totals	-	1	-	-	-	-	-	-

Medallist:

Men	Obadele Thompson	200m: 99-2
Women	No medals; best placing:	
	Sheena Gooding	800m: 04-5h1

BDI / Burundi

Years Entered: 87/91/93/95/97/99/04/08

Placing Table:

Men	Gold	Silver	Bronze	4th	5th	6th	7th	8th
1987	-	-	-	-	1	-	-	-
1993	-	1	-	-	-	-	-	-
Totals	-	1	-	-	1	-	-	-

Medallist:

Men Charles Nkazamyampi 800m: 93-2
 Women No competitors

BEL / Belgium

Years Entered: All (1985 included)

Placing Tables:

Overall	Gold	Silver	Bronze	4th	5th	6th	7th	8th
1985	-	1	1	-	-	-	2	-
1987	-	-	-	-	1	-	-	1
1993	-	-	-	1	-	1	-	1
1995	-	-	-	-	-	-	1	-
2001	-	1	-	-	-	-	-	-
2004	-	1	-	-	1	-	-	-
2006	-	-	1	-	-	1	-	-
2008	1	-	-	1	-	-	-	-
2010	-	1	-	-	-	-	-	1
2012	-	-	-	-	3	-	-	-
Totals	1	4	2	2	5	2	3	3

Men	Gold	Silver	Bronze	4th	5th	6th	7th	8th
1985	-	-	1	-	-	-	-	-
1987	-	-	-	-	1	-	-	1
1993	-	-	-	1	-	1	-	1
1995	-	-	-	-	-	-	1	-
2001	-	1	-	-	-	-	-	-
2010	-	1	-	-	-	-	-	-
2012	-	-	-	-	1	-	-	-
Totals	-	2	1	1	2	1	1	2

Women	Gold	Silver	Bronze	4th	5th	6th	7th	8th
1985	-	1	-	-	-	-	2	-
2004	-	1	-	-	1	-	-	-
2006	-	-	1	-	-	1	-	-
2008	1	-	-	1	-	-	-	-
2010	-	-	-	-	-	-	-	1
2012	-	-	-	-	2	-	-	-
Totals	1	2	1	1	3	1	2	1

Medallists:

Men Jonathan Borlée 4x400mR: 10-2
 Kevin Borlée 4x400mR: 10-2
 Ronald Desruelles 60m: 85-3
 Nils Duerinck 4x400mR: 10-2 (ran ht)
 Antoine Gillet 4x400mR: 10-2
 Mohamed Mourhit 3000m: 01-2
 Cédric Van Branteghem 4x400mR: 10-2
 Women Régine Berg 400m: 85-2
 Kim Gevaert 60m: 04-2, 06-3
Tia Hellebaut Pen: 08-1

BEN / Benin

Years Entered: 95/97/99/04/12

Best Placings:

Men Yaovi Gougou 400m: 12-5h1
 Women Laure Kuetey 60m: 97-4h5

BER / Bermuda

Years Entered: 87/89/91/93/95/97/99/08/10/12

Placing Table:

Men	Gold	Silver	Bronze	4th	5th	6th	7th	8th
1993	-	-	1	-	-	-	-	-
1995	1	1	-	-	-	-	-	-
1997	-	-	-	1	-	-	-	-
Totals	1	1	1	1	-	-	-	-

Medallists:

Men Troy Douglas 200m: 95-2
Brian Wellman TJ: 93-3, 95-1
 Women No medals; best placing:
 Donna Bean 800m: 87-7h2

BHU / Bhutan

Year Entered: 99

Best Placing:

Men Sampa Dendup 1500m: 99-dnf/h2
 Women No competitors

BIH / Bosnia & Herzegovina

Years Entered: 95/97/99/06/08/12

Best Placings:

Men Hamza Alić SP: 08-8Q
 Women Gorana Cvijetić 60mH: 12-7h3

BLR / Belarus

Years Entered: 93/95/97/99/01/03/04/06/08/10/12

Placing Tables:

Overall	Gold	Silver	Bronze	4th	5th	6th	7th	8th
1993	-	-	1	-	-	-	-	1
1995	-	-	-	1	-	1	1	-
1997	-	1	-	-	-	-	-	-
1999	-	-	-	-	-	-	-	1
2001	1	1	1	-	-	1	-	1
2003	-	2	1	-	1	1	3	-
2004	1	1	1	1	-	3	2	1
2006	1	-	1	-	-	1	-	-
2008	-	3	-	-	-	-	-	-
2010	1	-	1	1	1	-	-	-
2012	-	1	1	1	2	2	-	1
Totals	4	9	7	4	4	9	6	5

Men	Gold	Silver	Bronze	4th	5th	6th	7th	8th
1993	-	-	1	-	-	-	-	1
1999	-	-	-	-	-	-	-	1
2001	-	-	-	-	-	-	-	1
2003	-	-	1	-	-	-	1	-
2004	-	-	-	1	-	2	-	-
2008	-	1	-	-	-	-	-	-
2010	-	-	-	1	1	-	-	-
2012	-	-	-	-	-	1	-	-
Totals	-	1	2	2	1	3	1	3

Women	Gold	Silver	Bronze	4th	5th	6th	7th	8th
1995	-	-	-	1	-	1	1	-
1997	-	1	-	-	-	-	-	-
2001	1	1	1	-	-	1	-	-
2003	-	2	-	-	1	1	2	-
2004	1	1	1	-	-	1	2	1

2006	1	-	1	-	-	1	-	-
2008	-	2	-	-	-	-	-	-
2010	1	-	1	-	-	-	-	-
2012	-	1	1	1	2	1	-	1
Totals	4	8	5	2	3	6	5	2

Medallists:

Men	Eduard Hämäläinen	Hep: 93-3
	Andrey Kravchenko	Hep: 08-2
	Gennadiy Moroz	HJ: 03-3
Women	Natalya Dukhnova	800m: 97-2
	Irina Khlyustova	4x400mR: 08-2
	Anna Kozak	4x400mR: 04-2, 06-3, 08-2
	Natalia Mikhnevich	SP: 06-1, 10-3
	Yuliya Nesterenko	60m: 04-3
	Nadezhda Ostapchuk	SP: 01-2, 03-2, 08-2, 10-1, 12-2
	Natalya Safronnikova	200m: 01-3, 04-1
	Natalya Sazanovich	Pen: 01-1, 03-2
	Natalya Sologub	4x400mR: 04-2, 06-3
	Alina Talai	60mH: 12-3
	Iloná Usovich	4x400mR: 04-2, 06-3, 08-2
	Svetlana Usovich	4x400mR: 04-2, 08-2
	Yuliana Zhainiryuk	4x400mR: 06-3

(See also URS / USSR)

BOL / Bolivia**Years Entered:** 87/89/91/93/95/97/99/01/03/04/06/08**Best Placings:**

Men	Fadrique Iglesias	800m: 03-5h3, 06-5h2, 08-5h2
Women	Sandra Cortés	3000m: 95-11

BOT / Botswana**Years Entered:** 87/89/91/93/99/01/03/04/06/08/10/12**Placing Tables:**

Overall	Gold	Silver	Bronze	4th	5th	6th	7th	8th
2001	-	-	-	-	1	-	-	-
2006	-	1	-	-	-	-	-	-
2008	-	-	-	1	-	-	-	-
2010	-	-	-	1	-	1	-	-
Totals	-	1	-	2	1	1	-	-

Men	Gold	Silver	Bronze	4th	5th	6th	7th	8th
2001	-	-	-	-	1	-	-	-
2006	-	1	-	-	-	-	-	-
2008	-	-	-	1	-	-	-	-
2010	-	-	-	-	-	1	-	-
Totals	-	1	-	1	1	1	-	-

Women	Gold	Silver	Bronze	4th	5th	6th	7th	8th
2010	-	-	-	1	-	-	-	-
Totals	-	-	-	1	-	-	-	-

Medallist:

Men	California Molefe	400m: 06-2
Women	No medals; best placing:	
	Amantle Montsho	400m: 10-4

BRA / Brazil**Years Entered:** All (1985 included)**Placing Tables:**

Overall	Gold	Silver	Bronze	4th	5th	6th	7th	8th
1985	-	-	1	-	-	-	-	-
1987	1	-	1	-	-	-	-	-
1989	-	1	-	-	1	-	-	-
1991	-	-	-	-	-	-	-	1=
1993	-	1	-	-	-	-	-	-
2003	-	-	1	-	-	1	-	-
2004	-	1	1	-	-	-	-	-
2006	-	1	-	-	-	1	1	-
2008	-	1	1=	-	1	-	1	-
2010	1	-	1	-	-	1	-	-
2012	1	-	-	-	-	-	-	-
Totals	3	5	5+1=	-	2	3	2	1=

Men	Gold	Silver	Bronze	4th	5th	6th	7th	8th
1985	-	-	1	-	-	-	-	-
1987	1	-	1	-	-	-	-	-
1989	-	1	-	-	-	-	-	-
1993	-	1	-	-	-	-	-	-
2003	-	-	-	-	-	1	-	-
2004	-	1	1	-	-	-	-	-
2006	-	1	-	-	-	1	1	-
2008	-	-	-	-	1	-	-	-
2010	-	-	-	-	-	1	-	-
2012	1	-	-	-	-	-	-	-
Totals	2	4	3	-	1	3	1	-

Women	Gold	Silver	Bronze	4th	5th	6th	7th	8th
1989	-	-	-	-	1	-	-	-
1991	-	-	-	-	-	-	-	1=
2003	-	-	1	-	-	-	-	-
2008	-	1	1=	-	-	-	1	-
2010	1	-	1	-	-	-	-	-
Totals	1	1	2+1=	-	1	-	1	1=

Medallists:

Men	José Luiz Barbosa	800m: 87-1, 89-2
	Jadel Gregório	TJ: 04-2, 06-2
	André da Silva	MedleyR: 93-2
	Gilmar da Silva	MedleyR: 93-2
	João da Silva	200m: 85-3
	Mauro da Silva	LJ: 12-1
	Róbson da Silva	200m: 87-3
	Eronilde de Araújo	MedleyR: 93-2
	Sidney de Souza	MedleyR: 93-2
	Osmar dos Santos	800m: 04-3
Women	Keila Costa	LJ: 10-3
	Maurren Maggi	LJ: 03-3, 08-2
	Fabiana Murer	PV: 08-3=, 10-1

BRN / Bahrain**Years Entered:** 85/87/95/99/01/03/04/06/08/10/12**Placing Tables:**

Overall	Gold	Silver	Bronze	4th	5th	6th	7th	8th
2004	-	1	-	-	-	-	-	-
2006	-	-	1	-	-	-	-	-
2008	-	1	1	-	1	-	-	-
2012	-	-	-	-	1	-	-	-
Totals	-	2	2	-	2	-	-	-

Men	Gold	Silver	Bronze	4th	5th	6th	7th	8th
2004	-	1	-	-	-	-	-	-
2008	-	-	1	-	1	-	-	-
Totals	-	1	1	-	1	-	-	-

Women	Gold	Silver	Bronze	4th	5th	6th	7th	8th
2006	-	-	1	-	-	-	-	-
2008	-	1	-	-	-	-	-	-
2012	-	-	-	-	1	-	-	-
Totals	-	1	1	-	1	-	-	-

Medallists:

Men	Yusef Saad Kamel	800m: 08-3
	Rashid Ramzi	800m: 04-2
Women	Maryam Jamal	1500m: 06-3, 08-2

BRU / Brunei

Years Entered: 08/12

Best Placings:

Men	Hafiy Tajuddin Rositi	400m: 12-5h5
Women	Maziah Mahusin	400m: 12-6h6

BUL / Bulgaria

Years Entered: All (1985 included)

Placing Tables:

Overall	Gold	Silver	Bronze	4th	5th	6th	7th	8th
1985	2	-	-	-	1	1	-	-
1987	1	2	2	1	1	1	1	1
1989	1	-	-	-	-	-	-	-
1991	1	-	1	-	-	-	-	1=
1993	1	-	-	-	1	1	-	-
1995	-	1	1	-	1	-	-	-
1997	1	-	-	-	-	-	-	1
1999	1	1	1	1	-	1	1	-
2001	1	-	1	-	3	1	-	-
2003	-	-	-	-	-	1+1=	-	-
2004	-	-	-	1	-	-	1	-
2006	-	1	-	-	-	2	-	-
2008	-	-	1	-	1	-	-	-
2010	-	-	1	-	-	-	-	-
2012	-	-	-	1	-	-	-	1
Totals	9	5	8	4	8	8+1=	3	3+1=

Men	Gold	Silver	Bronze	4th	5th	6th	7th	8th
1985	1	-	-	-	-	-	-	-
1987	-	-	-	1	-	1	1	-
1991	1	-	-	-	-	-	-	-
1993	-	-	-	-	1	1	-	-
2001	-	-	-	-	1	-	-	-
2003	-	-	-	-	-	1	-	-
2008	-	-	-	-	1	-	-	-
Totals	2	-	-	1	3	3	1	-

Women	Gold	Silver	Bronze	4th	5th	6th	7th	8th
1985	1	-	-	-	1	1	-	-
1987	1	2	2	-	1	-	-	1
1989	1	-	-	-	-	-	-	-
1991	-	-	1	-	-	-	-	1=
1993	1	-	-	-	-	-	-	-
1995	-	1	1	-	1	-	-	-
1997	1	-	-	-	-	-	-	1
1999	1	1	1	1	-	1	1	-
2001	1	-	1	-	2	1	-	-
2003	-	-	-	-	-	1=	-	-
2004	-	-	-	1	-	-	1	-
2006	-	1	-	-	-	2	-	-
2008	-	-	1	-	-	-	-	-
2010	-	-	1	-	-	-	-	-
2012	-	-	-	1	-	-	-	1
Totals	7	5	8	3	5	5+1=	2	3+1=

Medallists:

Men	Nikola Antonov	200m: 91-1
	Khristo Markov	TJ: 85-1
Women	Sofia Bozhanova	TJ: 91-3
	Yordanka Donkova	60mH: 87-2
	Emilia Dragieva	HJ: 87-3
	Daniela Georgieva	400m: 95-3
	Khristina Kalcheva	HJ: 99-1
	Stefka Kostadinova	HJ: 85-1, 87-1, 89-1, 93-1, 97-1
	Tereza Marinova	TJ: 01-1
	Anelia Nuneva	60m: 87-2
	Iva Prandzheva	LJ: 99-3; TJ: 95-2, 99-2
	Vania Stambolova	400m: 06-2, 10-3
	Venelina Veneva	HJ: 01-3
	Daniela Yordanova	1500m: 08-3
	Ginka Zagorcheva	60mH: 87-3

BUR / Burkina Faso

Years Entered: 87/97/01/03/04/08/12

Best Placings:

Men	Harouna Pale	200m: 87-5s2
Women	Mariette Mien	60m: 12-6h8

CAF / Central African Republic

Years Entered: 93/95/97/99/01

Best Placings:

Men	Valentin Ngbogo	60m: 97-4h9
Women	Maria-Joëlle Conjungo	60mH: 99-6h3

CAM / Cambodia

Year Entered: 12

Best Placing:

Men	Kieng Samorn	800m: 12-6h4
Women	No competitors	

CAN / Canada

Years Entered: All (1985 included)

Placing Tables:

Overall	Gold	Silver	Bronze	4th	5th	6th	7th	8th
1985	2	-	3+1=	-	-	-	-	-
1987	-	-	2	-	-	4	1	-
1989	-	-	1	-	-	-	1	-
1991	-	-	2	1	1	-	-	1
1993	2	2	1	2	2	-	1	1
1995	1	-	1	1	-	1	-	-
1997	-	-	-	1	1	1	-	-
1999	-	-	2	-	-	-	-	1
2003	-	-	-	-	1	-	-	-
2004	1	1	-	-	-	-	1	-
2008	1	-	-	-	-	-	-	1
2010	-	1	2	-	-	1	-	-
2012	-	-	-	-	-	1	1	-
Totals	7	4	14+1=	5	5	8	5	4

Men	Gold	Silver	Bronze	4th	5th	6th	7th	8th
1985	1	-	-	-	-	-	-	-
1987	-	-	-	-	-	1	1	-
1991	-	-	2	1	-	-	-	1

1993	2	1	1	2	1	-	1	-
1995	1	-	1	1	-	-	-	-
1997	-	-	-	1	1	-	-	-
1999	-	-	-	-	-	-	-	1
2003	-	-	-	-	1	-	-	-
2004	-	-	-	-	-	-	1	-
2008	1	-	-	-	-	-	-	1
2010	-	-	1	-	-	-	-	-
2012	-	-	-	-	-	-	1	-
Totals	5	1	5	5	3	1	4	3

Women	Gold	Silver	Bronze	4th	5th	6th	7th	8th
1985	1	-	3+1=	-	-	-	-	-
1987	-	-	2	-	-	3	-	-
1989	-	-	1	-	-	-	1	-
1991	-	-	-	-	1	-	-	-
1993	-	1	-	-	1	-	-	1
1995	-	-	-	-	-	1	-	-
1997	-	-	-	-	-	1	-	-
1999	-	-	2	-	-	-	-	-
2004	1	1	-	-	-	-	-	-
2010	-	1	1	-	-	1	-	-
2012	-	-	-	-	-	1	-	-
Totals	2	3	9+1=	-	2	7	1	1

Medallists:

Men	Dylan Armstrong	SP: 10-3
	Tyler Christopher	400m: 08-1
	Robert Esmie	60m: 95-3
	Ricardo Greenidge	MedleyR: 93-3
	Simon Hoogewerf	800m: 91-3
	Mark Jackson	MedleyR: 93-3
	Ben Johnson	60m: 85-1
	Mark McKoy	60mH: 91-3, 93-1
	Peter Ogilvie	MedleyR: 93-3
	Mike Smith	Hep: 93-2
	Bruny Surin	60m: 93-1, 95-1
Women	Freddy Williams	MedleyR: 93-3
	Katie Anderson	60mH: 99-3
	Angela Bailey	60m: 87-3
	Debbie Brill	HJ: 85-3=
	Charmaine Crooks	400m: 85-3
	Carmen Douma-Hussar	1500m: 04-2
	Donalda Duprey	MedleyR: 93-2
	Perdita Felicien	60mH: 04-1, 10-2
	Priscilla Lopes-Schliep	60mH: 10-3
	Brit McRoberts	1500m: 85-3
	Philomena Mensah	60m: 99-3
	Sonia Paquette	MedleyR: 93-2
	Ann Peel	3000mW: 85-3, 87-3
	Jill Richardson	400m: 89-3
	Debbie Scott	3000m: 85-1
	Mame Twumasi	MedleyR: 93-2
	Alanna Yakiwchuk	MedleyR: 93-2

CAY / Cayman Islands

Years Entered: 87/01/03/04/10/12

Placing Tables:

Overall	Gold	Silver	Bronze	4th	5th	6th	7th	8th
2001	-	1	-	-	-	-	-	-
2003	-	-	-	1	-	-	-	-
Totals	-	1	-	1	-	-	-	-

Men	Gold	Silver	Bronze	4th	5th	6th	7th	8th
2001	-	1	-	-	-	-	-	-
Totals	-	1	-	-	-	-	-	-

Women	Gold	Silver	Bronze	4th	5th	6th	7th	8th
2003	-	-	-	1	-	-	-	-
Totals	-	-	-	1	-	-	-	-

Medallist:

Men	Kareem Streete-Thompson	LJ: 01-2
Women	No medals; best placing: Cydonie Mothersill 200m: 03-4	

CGO / Congo

Years Entered: 91/95/97/99/01/03/06/10/12

Best Placings:

Men	Roger Angouono-Moke	60m: 03-6s2
Women	Natacha Ngoye	400m: 12-4h4

CHA / Chad

Years Entered: 95/97/99/01/03/04/12

Placing Table:

Women	Gold	Silver	Bronze	4th	5th	6th	7th	8th
2001	-	-	-	1	-	-	-	-
Totals	-	-	-	1	-	-	-	-

Best Placings:

Men	Brahim Abdoulaye	200m: 95-4h6
Women	Kaltouma Nadjina	400m: 01-4

CHI / Chile

Years Entered: 85/87/89/91/93/95/97/01/03/04/06/08

Placing Table:

Men	Gold	Silver	Bronze	4th	5th	6th	7th	8th
1985	-	-	-	-	-	-	1	-
1989	-	-	-	-	-	1	-	-
1991	-	-	-	-	-	1	-	-
1995	-	-	1	-	-	-	-	-
Totals	-	-	1	-	-	2	1	-

Medallist:

Men	Sebastián Keitel	200m: 95-3
Women	No medals; best placing: Alejandra Ramos 3000m: 93-9	

CHN / PR of China

Years Entered: All (1985 included)

Placing Tables:

Overall	Gold	Silver	Bronze	4th	5th	6th	7th	8th
1985	-	1	-	1	-	-	2	-
1987	-	-	-	-	-	-	-	1=
1989	-	1	-	-	-	-	1	1
1991	1	2	-	1	-	1	1	-
1993	-	-	1	-	-	1	1	-
1995	-	-	1	1	2	-	1	1
1997	-	-	1	1	1	-	-	1
1999	-	-	-	-	-	1	1	1
2001	-	-	-	-	1	-	3	-
2003	-	-	1	-	-	-	-	-
2004	-	1	-	1	1	-	-	-

2008	1	-	1	-	-	-	-	1
2010	-	-	-	-	1=	-	2	1
2012	-	1	-	1=	-	1	1	1
Totals	2	6	5	5+1=	5+1=	4	13	7+1=

Men	Gold	Silver	Bronze	4th	5th	6th	7th	8th
1985	-	-	-	-	-	-	2	-
1987	-	-	-	-	-	-	-	1=
1991	-	-	-	1	-	1	-	-
1993	-	-	-	-	-	-	1	-
1995	-	-	-	-	-	-	-	1
2003	-	-	1	-	-	-	-	-
2004	-	1	-	-	-	-	-	-
2008	1	-	-	-	-	-	-	-
2010	-	-	-	-	-	-	1	-
2012	-	1	-	1=	-	-	-	1
Totals	1	2	1	1+1=	-	1	4	2+1=

Women	Gold	Silver	Bronze	4th	5th	6th	7th	8th
1985	-	1	-	1	-	-	-	-
1989	-	1	-	-	-	-	1	1
1991	1	2	-	-	-	-	1	-
1993	-	-	1	-	-	1	-	-
1995	-	-	1	1	2	-	1	-
1997	-	-	1	1	1	-	-	1
1999	-	-	-	-	-	1	1	1
2001	-	-	-	-	1	-	3	-
2004	-	-	-	1	1	-	-	-
2008	-	-	1	-	-	-	-	1
2010	-	-	-	-	1=	-	1	1
2012	-	-	-	-	-	1	1	-
Totals	1	4	4	4	5+1=	3	9	5

Medallists:

Men	Liu Xiang	60mH: 03-3, 04-2, 08-1, 12-2
Women	Cai Weiyan	PV: 97-3
	Huang Zhihong	SP: 89-2, 91-2
	Li Huirong	TJ: 91-2
	Li Meiju	SP: 08-3
	Ren Ruiping	TJ: 95-3
	Sui Xinmei	SP: 91-1
	Yan Hong	3000mW: 85-2
	Zhang Liuhong	SP: 93-3

CIV / Ivory Coast

Years Entered: 85/87/89/91/93/95/97/99/01/03/06/08/10/12

Placing Tables:

Overall	Gold	Silver	Bronze	4th	5th	6th	7th	8th
1989	-	-	-	-	-	1	-	-
1993	-	-	-	-	-	1	-	-
2012	-	1	-	-	-	-	-	-
Totals	-	1	-	-	-	2	-	-

Men	Gold	Silver	Bronze	4th	5th	6th	7th	8th
1989	-	-	-	-	-	1	-	-
Totals	-	-	-	-	-	1	-	-

Women	Gold	Silver	Bronze	4th	5th	6th	7th	8th
1993	-	-	-	-	-	1	-	-
2012	-	1	-	-	-	-	-	-
Totals	-	1	-	-	-	1	-	-

Medallist:

Men	No medals; best placing:	
	Gabriel Tiacoh	400m: 89-6
Women	Murielle Ahouré	60m: 12-2

CMR / Cameroon

Years Entered: 89/91/95/97/01/03/04/06/08/12

Placing Tables:

Overall	Gold	Silver	Bronze	4th	5th	6th	7th	8th
2003	-	2	-	-	-	-	-	-
2004	-	-	-	1	-	1	-	-
2006	-	-	-	-	-	-	1	-
Totals	-	2	-	1	-	1	1	-

Men	Gold	Silver	Bronze	4th	5th	6th	7th	8th
2003	-	1	-	-	-	-	-	-
2004	-	-	-	1	-	-	-	-
Totals	-	1	-	1	-	-	-	-

Women	Gold	Silver	Bronze	4th	5th	6th	7th	8th
2003	-	1	-	-	-	-	-	-
2004	-	-	-	-	-	1	-	-
2006	-	-	-	-	-	-	1	-
Totals	-	1	-	-	-	1	1	-

Medallists:

Men	Joseph Batangdon	200m: 03-2
Women	Françoise Mbango	TJ: 03-2

COD / DPR of Congo

Years Entered: 93/95/97/99/04/10/12

Placing Table:

Men	Gold	Silver	Bronze	4th	5th	6th	7th	8th
2004	-	-	1	-	-	-	-	-
Totals	-	-	1	-	-	-	-	-

Medallist:

Men	Gary Kikaya	400m: 04-3
Wommen	No medals; best placing:	
	Noelly Mankatu Bibiche	800m: 04-6h3

COK / Cook Islands

Years Entered: 04/08/10/12

Best Placings:

Men	Harmon Harmon	60m: 04-6h1
Women	Patricia Taea	60m: 12-6h3

COL / Colombia

Years Entered: 85/87/91/95/06/08/10/12

Placing Tables:

Overall	Gold	Silver	Bronze	4th	5th	6th	7th	8th
1985	-	-	-	-	-	-	1	-
2006	-	-	-	-	-	-	1	-
Totals	-	-	-	-	-	-	2	-

Men	Gold	Silver	Bronze	4th	5th	6th	7th	8th
2006	-	-	-	-	-	-	1	-
Totals	-	-	-	-	-	-	1	-

Women	Gold	Silver	Bronze	4th	5th	6th	7th	8th
1985	-	-	-	-	-	-	1	-
Totals	-	-	-	-	-	-	1	-

Best Placings:

Men	Paulo Villar	60mH: 06-7
Women	Luz Fabiola Rueda	3000m: 85-7

COM / Comoros

Years Entered: 03/06/08/10/12

Best Placings:

Men	Bacar Jannot	400m: 12-3h3
Women	Feta Ahamada	60m: 08-5h4, 12-5h2
	Salhate Djamaldine	400m: 03-5h4

CPV / Cape Verde Islands

Years Entered: 93/01/03/04/08

Best Placings:

Men	Henry Andrade	60mH: 93-5s2
Women	Vera Barbosa	400m: 08-6h2

CRC / Costa Rica

Years Entered: 87/01/04/08/10/12

Placing Table:

Men	Gold	Silver	Bronze	4th	5th	6th	7th	8th
2008	-	-	-	1	-	-	-	-
2010	-	-	-	1	-	-	-	-
2012	1	-	-	-	-	-	-	-
Totals	1	-	-	2	-	-	-	-

Medallist:

Men	Nery Brenes	400m: 12-1
Women	No medals; best placing:	
	Maureen Stewart	800m: 87-4h2

CRO / Croatia

Years Entered: 93/95/97/99/01/03/04/06/08/10/12

Placing Tables:

Overall	Gold	Silver	Bronze	4th	5th	6th	7th	8th
1993	-	-	1	-	-	-	-	-
1997	-	-	-	1	-	-	-	-
2003	-	-	-	1	-	-	-	-
2004	-	-	1	-	-	-	-	-
2006	-	1	-	-	-	-	-	-
2008	1	-	-	-	-	-	-	-
2010	1	-	-	-	-	-	-	-
Totals	2	1	2	2	-	-	-	-

Men	Gold	Silver	Bronze	4th	5th	6th	7th	8th
1993	-	-	1	-	-	-	-	-
1997	-	-	-	1	-	-	-	-
Totals	-	-	1	1	-	-	-	-

Women	Gold	Silver	Bronze	4th	5th	6th	7th	8th
2003	-	-	-	1	-	-	-	-
2004	-	-	1	-	-	-	-	-
2006	-	1	-	-	-	-	-	-
2008	1	-	-	-	-	-	-	-
2010	1	-	-	-	-	-	-	-
Totals	2	1	1	1	-	-	-	-

Medallists:

Men	Branko Zorko	1500m: 93-3
Women	Blanka Vlašić	HJ: 04-3, 06-2, 08-1, 10-1

(See also YUG / Yugoslavia)

CUB / Cuba

Years Entered: All (1985 included)

Placing Tables:

Overall	Gold	Silver	Bronze	4th	5th	6th	7th	8th
1985	-	2	1+1=	-	-	-	-	-
1987	-	1	-	1	-	-	1	-
1989	2	1	1	1	2	1	1	-
1991	-	1	2+1=	1	3	1	-	1
1993	2	-	1	2	3	1	3+1=	1
1995	3	1	-	1	1	1	-	-
1997	3	2	-	-	1	1	-	-
1999	2	-	-	1	-	2	1	-
2001	1	1	-	1	2+1=	-	1	-
2003	-	1	1	1	-	1	-	-
2004	-	1	1	-	1	1	1	1
2006	-	1	1	1	3	-	-	2
2008	1	1	1	1	1	1	-	2
2010	1	3	1	1	1	-	2	-
2012	-	-	1	1	1=	-	3	-
Totals	15	16	11+2=	13	18+2=	10	13+1=	7

Men	Gold	Silver	Bronze	4th	5th	6th	7th	8th
1985	-	2	1	-	-	-	-	-
1987	-	1	-	1	-	-	-	-
1989	2	1	1	-	2	-	1	-
1991	-	1	1=	1	1	1	-	-
1993	2	-	1	1	2	-	2	-
1995	2	1	-	-	1	-	-	-
1997	3	2	-	-	-	-	-	-
1999	2	-	-	1	-	1	-	-
2001	1	1	-	1	1+1=	-	1	-
2003	-	1	1	1	-	-	-	-
2004	-	-	1	-	1	-	1	1
2006	-	1	1	1	-	-	-	2
2008	-	1	-	-	1	1	-	2
2010	1	2	1	-	-	-	1	-
2012	-	-	-	-	1=	-	2	-
Totals	13	14	7+1=	7	9+2=	3	8	5

Women	Gold	Silver	Bronze	4th	5th	6th	7th	8th
1985	-	-	1=	-	-	-	-	-
1987	-	-	-	-	-	-	1	-
1989	-	-	-	1	-	1	-	-
1991	-	-	2	-	2	-	-	1
1993	-	-	-	1	1	1	1+1=	1
1995	1	-	-	1	-	1	-	-
1997	-	-	-	-	1	1	-	-
1999	-	-	-	-	-	1	1	-
2001	-	-	-	-	1	-	-	-
2003	-	-	-	-	-	1	-	-
2004	-	1	-	-	-	1	-	-
2006	-	-	-	-	3	-	-	-
2008	1	-	1	1	-	-	-	-
2010	-	1	-	1	1	-	1	-
2012	-	-	1	1	-	-	1	-
Totals	2	2	4+1=	6	9	7	5+1=	2

Medallists:

Men	Lázaro Balcindes	TJ: 85-3
	Lázaro Betancourt	TJ: 85-2

Yoandri Betanzos	TJ: 04-3, 06-3, 10-2
Williams Collazo	400m: 10-2
Anier García	60mH: 97-1, 01-2, 03-2
Iván García	200m: 97-2
Yoel García	TJ: 97-1
David Girat	TJ: 08-2, 10-3
Roberto Hernández	400m: 87-2
Jaime Jefferson	LJ: 91-2, 93-3
Juan López	TJ: 89-3
Iván Pedroso	LJ: 93-1, 95-1, 97-1, 99-1, 01-1
Yoelbi Quesada	TJ: 95-2, 03-3
Jorge Reyna	TJ: 89-2
Dayron Robles	60mH: 06-2, 10-1
Andrés Simón	60m: 89-1
Javier Sotomayor	HJ: 85-2, 89-1, 91-3=, 93-1, 95-1, 99-1
Aliecer Urrutia	TJ: 97-2
Women Lilibiana Allen	60m: 91-3
Silvia Costa	HJ: 85-3=
Yumileidi Cumbá	SP: 04-2
Mabel Gay	TJ: 12-3
Aliuska López	60mH: 91-3, 95-1
Yargelis Savigne	TJ: 08-1, 10-2
Anay Tejeda	60mH: 08-3

CYP / Cyprus

Years Entered: 87/89/91/95/97/99/01/03/04/06/08/10/12

Placing Table:

Men	Gold	Silver	Bronze	4th	5th	6th	7th	8th
2008	-	-	1=	-	-	-	-	-
2010	-	-	-	1	-	-	-	-
Totals	-	-	1=	1	-	-	-	-

Medallist:

Men Kyriakos Ioannou HJ: 08-3=

Women No medals; best placings:

Dora Kyriakou	400m: 95-4h4
Androula Sialou	400m: 04-4h1
Marianna Zahariadi	PV: 10-13Q

CZE / Czech Republic

Years Entered: 93/95/97/99/01/03/04/06/08/10/12

Placing Tables:

Overall	Gold	Silver	Bronze	4th	5th	6th	7th	8th
1993	-	-	-	-	-	-	1	-
1995	-	2	1	1	-	1	-	-
1997	1	-	2	1	1	-	-	-
1999	1	1	2	1	-	1+1=	1	-
2001	2	-	1	-	-	1	-	1
2003	-	-	1	-	1	1	-	-
2004	1	1	-	1=	-	-	-	-
2006	-	-	1	-	-	-	-	-
2008	-	-	-	1	-	-	1	1=
2010	-	-	1	-	4	1=	-	-
2012	-	1	-	-	2	2	-	-
Totals	5	5	9	4+1=	8	6+2=	3	1+1=

Men	Gold	Silver	Bronze	4th	5th	6th	7th	8th
1995	-	1	1	-	-	1	-	-
1997	1	-	-	-	-	-	-	-
1999	-	-	1	1	-	1=	-	-
2001	1	-	-	-	-	1	-	1
2003	-	-	1	-	1	1	-	-

2004	1	1	-	1=	-	-	-	-
2006	-	-	1	-	-	-	-	-
2010	-	-	-	-	3	1=	-	-
2012	-	1	-	-	2	-	-	-
Totals	3	3	4	1+1=	6	3+2=	-	1

Women	Gold	Silver	Bronze	4th	5th	6th	7th	8th
1993	-	-	-	-	-	-	1	-
1995	-	1	-	1	-	-	-	-
1997	-	-	2	1	1	-	-	-
1999	1	1	1	-	-	1	1	-
2001	1	-	1	-	-	-	-	-
2008	-	-	-	1	-	-	1	1=
2010	-	-	1	-	1	-	-	-
2012	-	-	-	-	-	2	-	-
Totals	2	2	5	3	2	3	3	1=

Medallists:

Men	Tomáš Dvorák	Hep: 95-2
	Jakub Holuša	800m: 12-2
	Adam Ptáček	PV: 04-2
	Pavel Soukup	800m: 95-3
	Róbert Zmelík	Hep: 97-1
	Roman Šebrle	Hep: 99-3, 01-1, 03-3, 04-1, 06-3
Women	Jitka Bartonicková	4x400mR: 10-3
	Hana Benešová	4x400mR: 95-2
	Zuzana Bergrová	4x400mR: 10-3
	Helena Dziurová	400m: 97-3; 800m: 01-3; 4x400mR: 95-2
	Ludmila Formanová	800m: 99-1; 4x400mR: 95-2
	Pavla Hamáčková	PV: 01-1
	Zuzana Hejnová	4x400mR: 10-3
	Zuzana Hlavonová	HJ: 99-2
	Šárka Kašpárková	TJ: 97-3, 99-3
	Nadežda Koštovalová	4x400mR: 95-2
	Denisa Rosolová	4x400mR: 10-3

(See also TCH / Czechoslovakia)

DEN / Denmark

Years Entered: 85/87/91/93/95/97/99/01/03/04/06/08/10/12

Placing Tables:

Overall	Gold	Silver	Bronze	4th	5th	6th	7th	8th
1985	-	-	-	1	-	-	-	-
1987	-	-	-	-	-	-	-	1
1991	-	-	-	1	-	-	-	-
1993	-	-	-	-	1	-	-	-
1995	-	-	-	-	1	-	-	-
1997	1	-	-	-	-	-	-	-
1999	-	1	-	-	-	-	-	-
2003	-	1	-	-	-	-	-	1
2004	-	-	1	-	-	-	-	-
2006	-	1	-	-	-	-	-	-
Totals	1	3	1	2	2	-	-	2

Men	Gold	Silver	Bronze	4th	5th	6th	7th	8th
1987	-	-	-	-	-	-	-	1
1991	-	-	-	1	-	-	-	-
1993	-	-	-	-	1	-	-	-
1997	1	-	-	-	-	-	-	-
1999	-	1	-	-	-	-	-	-
2003	-	1	-	-	-	-	-	1
2004	-	-	1	-	-	-	-	-
2006	-	1	-	-	-	-	-	-
Totals	1	3	1	1	1	-	-	2

Women	Gold	Silver	Bronze	4th	5th	6th	7th	8th
1985	-	-	-	1	-	-	-	-
1995	-	-	-	-	1	-	-	-
Totals	-	-	-	1	1	-	-	-

Medallists:

Men	Wilson Kipketer	800m: 97-1, 99-2, 03-2
	Joachim B. Olsen	SP: 04-3, 06-2
Women	No medals; best placing:	
	Lene Demisitz	LJ: 85-4

DJI / Djibouti

Years Entered: 03/12

Placing Table:

Men	Gold	Silver	Bronze	4th	5th	6th	7th	8th
2012	-	-	-	-	1	-	-	-
Totals	-	-	-	-	1	-	-	-

Best Placing:

Men	Ayanleh Souleiman	1500m: 12-5
Women	No competitors	

DMA / Dominica

Years Entered: 93/95/97/99/04/06/08/12

Best Placing:

Men	Chris Lloyd	400m: 08-4s2
Women	No competitors	

DOM / Dominican Republic

Years Entered: 85/87/91/99/01/06/08/10/12

Placing Table:

Men	Gold	Silver	Bronze	4th	5th	6th	7th	8th
1985	-	-	-	-	-	1	-	-
2006	-	-	-	-	1	-	-	-
2008	-	-	1	-	-	-	-	-
Totals	-	-	1	-	1	1	-	-

Medallists:

Men	Pedro Mejía	4x400mR: 08-3
	Arismendy Peguero	4x400mR: 08-3
	Carlos Santa	4x400mR: 08-3
	Yoel Tapía	4x400mR: 08-3
Women	No medals; best placing:	
	María Báez	60m: 85-dns/s1

ECU / Ecuador

Years Entered: 87/91/12

Best Placings:

Men	Jefferson Pérez	5000mW: 91-10
Women	Miriam Ramón	3000mW: 91-10

EGY / Egypt

Years Entered: 85/87/89/95/97/99/01/03/04/08/10/12

Placing Table:

Men	Gold	Silver	Bronze	4th	5th	6th	7th	8th
1985	-	-	-	-	-	-	-	1
Totals	-	-	-	-	-	-	-	1

Best Placings:

Men	Hassan Ahmed Badra	TJ: 85-8
Women	Hanane Khaled	SP: 89-13

ERI / Eritrea

Years Entered: 99/01/10

Best Placing:

Men	Hais Welday	3000m: 10-12
Women	No competitors	

ESA / El Salvador

Years Entered: 87/93/95/97/99/01/03/04/06/08/10/12

Best Placings:

Men	Mauricio Carranza	TJ: 87-19Q
Women	Rosa Évora	800m: 95-5h1

ESP / Spain

Years Entered: All (1985 included)

Placing Tables:

Overall	Gold	Silver	Bronze	4th	5th	6th	7th	8th
1985	1	3	-	-	-	2	1	1
1987	-	1	-	-	1	1	-	-
1989	-	1	1	-	-	-	2	3
1991	-	3	1	2	2	1	3	-
1993	-	-	1	1	1	2	-	-
1995	-	2	1	1	1=	3	1=	1
1997	-	-	-	-	3	-	-	1=
1999	-	1	1	1+1=	1	-	2	1
2001	-	1	3	2	-	1	2	-
2003	1	4	1	2	1=	1	-	1
2004	-	-	-	2	2	2	1	-
2006	-	1	2	-	3	1	-	-
2008	-	-	1	3	1	-	1	2
2010	-	3	-	-	-	2	-	-
2012	-	-	-	-	1	1	-	3
Totals	2	20	12	14+1=	15+2=	17	12+1=	12+1=

Men	Gold	Silver	Bronze	4th	5th	6th	7th	8th
1985	1	3	-	-	-	2	1	1
1987	-	1	-	-	-	1	-	-
1989	-	1	1	-	-	-	2	2
1991	-	2	1	1	2	-	2	-
1993	-	-	1	-	-	-	-	-
1995	-	2	-	1	1=	2	1=	1
1997	-	-	-	-	2	-	-	1=
1999	-	1	1	1+1=	1	-	-	1
2001	-	1	2	1	-	1	-	-
2003	1	2	-	2	-	-	-	1
2004	-	-	-	1	2	1	-	-
2006	-	-	-	-	3	-	-	-
2008	-	-	1	1	-	-	1	1
2010	-	1	-	-	-	2	-	-
2012	-	-	-	-	1	-	-	2
Totals	2	14	7	8+1=	11+1=	9	6+1=	9+1=

Women	Gold	Silver	Bronze	4th	5th	6th	7th	8th
1987	-	-	-	-	1	-	-	-
1989	-	-	-	-	-	-	-	1
1991	-	1	-	1	-	1	1	-
1993	-	-	-	1	1	2	-	-
1995	-	-	1	-	-	1	-	-
1997	-	-	-	-	1	-	-	-
1999	-	-	-	-	-	-	2	-
2001	-	-	1	1	-	-	2	-
2003	-	2	1	-	1=	1	-	-
2004	-	-	-	1	-	1	1	-
2006	-	1	2	-	-	1	-	-
2008	-	-	-	2	1	-	-	1
2010	-	2	-	-	-	-	-	-
2012	-	-	-	-	-	1	-	1
Totals	-	6	5	6	4+1=	8	6	3

Medallists:

Men	José Manuel Abascal	1500m: 87-2
	Fermín Cacho	1500m: 91-2
	Mateo Cañellas	1500m: 95-2
	Cayetano Cornet	400m: 89-3, 91-3
	Andrés Díaz	1500m: 99-3
	Reyes Estévez	1500m: 01-2
	Alberto García	3000m: 01-3, 03-2
	Benjamín González	800m: 85-2
	José Luis González	1500m: 85-2; 3000m: 89-2
	Juan Carlos Higuero	1500m: 08-3
	Anacleto Jiménez	3000m: 95-2
	Yago Lamela	LJ: 99-2, 03-2
	Manuel Martínez	SP: 01-3, 03-1
	Enrique Molina	3000m: 93-3
	Javier Moracho	60mH: 85-2
	Sergio Sánchez	3000m: 10-2
	Colomán Trabado	800m: 85-1
	Tomás de Teresa	800m: 91-2
Women	Glory Alozie	60mH: 03-2, 06-2
	Ruth Beitía	HJ: 06-3, 10-2
	Marta Domínguez	3000m: 03-2
	Mayte Martínez	800m: 03-3
	Niurka Montalvo	LJ: 01-3
	Concepción Montaner	LJ: 06-3
	Sandra Myers	400m: 91-2
	Natalia Rodríguez	1500m: 10-2
	Mayte Zúñiga	1500m: 95-3

EST / Estonia

Years Entered: 93/95/97/99/01/03/04/06/08/10/12

Placing Tables:

Overall	Gold	Silver	Bronze	4th	5th	6th	7th	8th
1995	-	-	-	-	-	-	1	-
1997	-	1	-	-	-	-	-	-
1999	-	1	-	-	-	-	-	-
2001	-	-	-	-	1	-	-	-
2004	-	-	-	-	1	-	1	-
2006	-	-	-	1	-	-	-	-
2008	-	-	-	-	-	1	-	-
2010	-	-	-	1	-	-	-	-
Totals	-	2	-	2	2	1	2	-

Men	Gold	Silver	Bronze	4th	5th	6th	7th	8th
1995	-	-	-	-	-	-	1	-
1997	-	1	-	-	-	-	-	-
1999	-	1	-	-	-	-	-	-
2001	-	-	-	-	1	-	-	-
2004	-	-	-	-	1	-	-	-

2006	-	-	-	1	-	-	-	-
2008	-	-	-	-	-	1	-	-
Totals	-	2	-	1	2	1	1	-

Women	Gold	Silver	Bronze	4th	5th	6th	7th	8th
2004	-	-	-	-	-	-	1	-
2010	-	-	-	1	-	-	-	-
Totals	-	-	-	1	-	-	1	-

Medallist:

Men	Erki Nool	Hep: 97-2, 99-2
Women	No medals; best placing: Ksenija Balta	LJ: 10-4

ETH / Ethiopia

Years Entered: 89/91/93/95/97/99/01/03/04/06/08/10/12

Placing Tables:

Overall	Gold	Silver	Bronze	4th	5th	6th	7th	8th
1997	1	-	-	-	-	-	1	1
1999	2	-	1	-	-	-	-	1
2001	-	-	-	-	1	-	1	-
2003	2	-	1	-	1	-	-	-
2004	2	1	1	-	-	-	-	-
2006	2	-	-	1	-	1	-	-
2008	4	1	1	-	-	1	-	-
2010	3	-	2	2	-	-	-	-
2012	2	1	2	2	1	1	-	-
Totals	18	3	8	5	3	3	2	2

Men	Gold	Silver	Bronze	4th	5th	6th	7th	8th
1997	1	-	-	-	-	-	1	-
1999	2	-	1	-	-	-	-	-
2001	-	-	-	-	1	-	1	-
2003	1	-	-	-	1	-	-	-
2004	-	-	1	-	-	-	-	-
2006	1	-	-	-	-	1	-	-
2008	2	-	1	-	-	1	-	-
2010	1	-	-	2	-	-	-	-
2012	1	-	1	1	1	-	-	-
Totals	9	-	4	3	3	2	2	-

Women	Gold	Silver	Bronze	4th	5th	6th	7th	8th
1997	-	-	-	-	-	-	-	1
1999	-	-	-	-	-	-	-	1
2003	1	-	1	-	-	-	-	-
2004	2	1	-	-	-	-	-	-
2006	1	-	-	1	-	-	-	-
2008	2	1	-	-	-	-	-	-
2010	2	-	2	-	-	-	-	-
2012	1	1	1	1	-	1	-	-
Totals	9	3	4	2	-	1	-	2

Medallists:

Men	Mohammed Aman	800m: 12-1
	Kenenisa Bekele	3000m: 06-1
	Tariku Bekele	3000m: 08-1
	Abreham Cherkos	3000m: 08-3
	Mekonnen Gebremedhin	1500m: 12-3
	Haile Gebrselassie	1500m: 99-1; 3000m: 97-1, 99-1, 03-1
	Markos Geneti	3000m: 04-3
	Deresse Mekonnen	1500m: 08-1, 10-1
	Million Wolde	3000m: 99-3
Women	Berhane Adere	3000m: 03-1, 04-2
	Gelete Burka	1500m: 08-1, 10-3; 3000m: 12-3

Meseret Defar 3000m: 03-3, **04-1, 06-1, 08-1, 10-1, 12-2**
Genzebe Dibaba 1500m: **12-1**
Kutre Dulecha 1500m: **04-1**
 Sentayehu Ejigu 3000m: 10-3
Kalkidan Gezahegne 1500m: **10-1**
 Meselech Melkamu 3000m: 08-2

FIJ / Fiji

Years Entered: 08/12

Best Placings:

Men Roy Ravana 60m: 12-5h5
 Women Makelesi Batimala 400m: 08-5s1

FIN / Finland

Years Entered: 85/87/89/91/93/95/97/99/01/03/04/06/08/10

Placing Tables:

Overall	Gold	Silver	Bronze	4th	5th	6th	7th	8th
1985	-	-	-	-	-	-	-	1=
1987	-	-	-	-	1	-	1	-
1989	-	-	-	1	-	-	-	1
1991	-	-	-	-	1	1	-	1
1993	-	-	-	1	1	-	1	-
1995	1	-	-	-	-	1	-	-
1997	-	-	-	-	-	1	-	1
1999	-	-	-	-	1	-	-	-
2001	-	-	-	1	-	-	-	-
2003	-	-	-	1	-	1	1	-
Totals	1	-	-	4	4	4	3	3+1=

Men	Gold	Silver	Bronze	4th	5th	6th	7th	8th
1985	-	-	-	-	-	-	-	1=
1987	-	-	-	-	1	-	-	-
1989	-	-	-	-	-	-	-	1
1993	-	-	-	-	1	-	-	-
1995	1	-	-	-	-	1	-	-
1997	-	-	-	-	-	1	-	1
1999	-	-	-	-	1	-	-	-
2001	-	-	-	1	-	-	-	-
2003	-	-	-	1	-	1	1	-
Totals	1	-	-	2	3	3	1	2+1=

Women	Gold	Silver	Bronze	4th	5th	6th	7th	8th
1987	-	-	-	-	-	-	1	-
1989	-	-	-	1	-	-	-	-
1991	-	-	-	-	1	1	-	1
1993	-	-	-	1	-	-	1	-
Totals	-	-	-	2	1	1	2	1

Medallist:

Men **Mika Halvari** SP: 95-1
 Women No medals; best placing:
 Sanna Hernesniemi 200m: 93-4
 Ringa Ropo-Junnila LJ: 89-4

FRA / France

Years Entered: All (1985 included)

Placing Tables:

Overall	Gold	Silver	Bronze	4th	5th	6th	7th	8th
1985	2	3	2	3+1=	2	3	2	2
1987	-	2	1	2	-	1=	1	-
1989	-	-	-	-	2	3	1	-

1991	1	1	1	-	2	3	-	-
1993	1	1	2	-	1	2	-	1
1995	1	-	1	1	-	1	-	3
1997	-	1	2+1=	-	1	-	2	2
1999	1	-	-	1	1	2+1=	-	-
2001	-	-	2	-	1	1	-	-
2003	2	-	1	1	1	1	3	1
2004	-	-	1	-	1+1=	-	2	2
2006	-	-	-	3	1	2	-	1
2008	-	-	-	2	-	-	-	-
2010	1	-	-	1	1	1	1	1
2012	1	1	1	-	1	2	-	1
Totals	10	9	14+1=	14+1=	15+1=	21+2=	12	14

Men	Gold	Silver	Bronze	4th	5th	6th	7th	8th
1985	2	1	-	1+1=	2	2	1	1
1987	-	2	1	2	-	1=	1	-
1989	-	-	-	-	1	2	-	-
1991	-	-	1	-	-	2	-	-
1993	1	1	1	-	1	2	-	-
1995	1	-	1	-	-	-	-	2
1997	-	-	1	-	1	-	1	-
1999	1	-	-	-	-	1+1=	-	-
2001	-	-	1	-	-	-	-	-
2003	1	-	-	1	-	1	3	-
2004	-	-	-	-	-	-	1	1
2006	-	-	-	-	-	2	-	-
2008	-	-	-	1	-	-	-	-
2010	1	-	-	1	-	1	-	1
2012	1	-	1	-	-	2	-	1
Totals	8	4	7	6+1=	5	15+2=	7	6

Women	Gold	Silver	Bronze	4th	5th	6th	7th	8th
1985	-	2	2	2	-	1	1	1
1989	-	-	-	-	1	1	1	-
1991	1	1	-	-	2	1	-	-
1993	-	-	1	-	-	-	-	1
1995	-	-	-	1	-	1	-	1
1997	-	1	1+1=	-	-	-	1	2
1999	-	-	-	1	1	1	-	-
2001	-	-	1	-	1	1	-	-
2003	1	-	1	-	1	-	-	1
2004	-	-	1	-	1+1=	-	1	1
2006	-	-	-	3	1	-	-	1
2008	-	-	-	1	-	-	-	-
2010	-	-	-	-	1	-	1	-
2012	-	1	-	-	1	-	-	-
Totals	2	5	7+1=	8	10+1=	6	5	8

Medallists:

Men **Pierre Camara** TJ: 93-1
Stéphane Caristan 60mH: 85-1, 87-2
 Éric Dubus 3000m: 93-2
Jean Galfione PV: 93-3, 99-1
 Pierre-Marie Hilaire 4x400mR: 97-3
 Serge Hélan TJ: 95-3
Renaud Lavillenie PV: 12-1
Gérard Lelièvre 5000mW: 85-1
 Loic Lerouge 4x400mR: 97-3
Driss Maazouzi 1500m: 03-1
 Fred Mango 4x400mR: 97-3
 Bruno Marie-Rose 200m: 87-2
 Pascal Martinot-Lagarde 60mH: 12-3
 Romain Mesnil PV: 01-3
 Rodrigue Nordin 4x400mR: 97-3
Christian Plaziat Hep: 95-1
 Ferenc Salbert PV: 91-3
Teddy Tamgho TJ: 10-1
 Thierry Vigneron PV: 85-2, 87-3

Women	Frédérique Bangué	60m: 97-3
	Vanessa Boslak	PV: 12-2
	Christelle Bulteau	60m: 85-3
	Marie-Christine Cazier	200m: 85-2
	Marie Collonvillé	Pen: 03-3
	Patricia Djaté-Taillard	1500m: 97-2
	Marie-Pierre Duros	3000m: 91-1
	Laurence Elloy	60mH: 85-2
	Monique Ewanjé-Épée	60mH: 91-2
	Linda Ferga-Khodadin	60mH: 04-3
	Patricia Girard	60mH: 93-3, 97-3=
	Muriel Hurtis	200m: 03-1
	Anne Piquereau	60mH: 85-3
	Nicole Ramalalanirina	60mH: 01-3

FSM / Federated States of Micronesia

Years Entered: 04/08/10/12

Best Placings:

Men	Jack Howard	60m: 04-6h7, 08-6h4
	John Howard	60m: 10-6h2
Women	No competitors	

GAB / Gabon

Years Entered: 97/99/01/04/08/10

Placing Table:

Women	Gold	Silver	Bronze	4th	5th	6th	7th	8th
2010	-	-	1=	-	-	-	-	-
Totals	-	-	1=	-	-	-	-	-

Medallist:

Men	No medals; best placing:	
	Patrick Mocchi-Raoumbé	60m: 99-5h6
Women	Ruddy Zang Milama	60m: 10-3=

GAM / Gambia

Years Entered: 87/95/97/12

Best Placing:

Men	Dawda Jallow	400m: 87-5h4
Women	No competitors	

GBR / Great Britain & Northern Ireland

Years Entered: All (1985 included)

Placing Tables:

Overall	Gold	Silver	Bronze	4th	5th	6th	7th	8th
1985	-	4	2	1	2	1	-	-
1987	-	-	1	2	5	2	-	1=
1989	1	3	-	1	3	3	1	1
1991	-	2	2	-	1	-	1	-
1993	2	2	1	1=	-	2	-	-
1995	-	1	1	2	3	-	2	2
1997	-	3	-	1	-	2+1=	-	-
1999	3	-	2	-	-	-	1	-
2001	1	2	1	2	2	-	-	1
2003	2	3	1+1=	4	2	1	-	1
2004	1	-	1	1	1	1	1	-

2006	-	-	-	-	-	2	1	-
2008	1	3+1=	-	-	2	2	1	-
2010	2	1	1	1	-	1=	2	1
2012	2	3	4	2	1+1=	1=	1	-
Totals	15	27+1=	17+1=	17+1=	22+1=	16+3=	11	6+1=

Men	Gold	Silver	Bronze	4th	5th	6th	7th	8th
1985	-	2	2	1	2	1	-	-
1987	-	-	1	2	1	1	-	1=
1989	1	2	-	1	2	1	-	1
1991	-	2	2	-	-	-	-	-
1993	1	2	1	1=	-	2	-	-
1995	-	1	1	1	2	-	1	1
1997	-	2	-	-	-	1+1=	-	-
1999	2	-	2	-	-	-	1	-
2001	1	2	1	2	2	-	-	-
2003	1	2	1+1=	2	1	-	-	1
2004	1	-	-	1	-	1	1	-
2006	-	-	-	-	-	1	1	-
2008	1	1+1=	-	-	1	2	1	-
2010	1	-	1	-	-	1=	1	1
2012	-	1	2	2	1=	1=	-	-
Totals	9	17+1=	14+1=	12+1=	11+1=	10+3=	6	4+1=

Women	Gold	Silver	Bronze	4th	5th	6th	7th	8th
1985	-	2	-	-	-	-	-	-
1987	-	-	-	-	4	1	-	-
1989	-	1	-	-	1	2	1	-
1991	-	-	-	-	1	-	1	-
1993	1	-	-	-	-	-	-	-
1995	-	-	-	1	1	-	1	1
1997	-	1	-	1	-	1	-	-
1999	1	-	-	-	-	-	-	-
2001	-	-	-	-	-	-	-	1
2003	1	1	-	2	1	1	-	-
2004	-	-	1	-	1	-	-	-
2006	-	-	-	-	-	1	-	-
2008	-	2	-	-	1	-	-	-
2010	1	1	-	1	-	-	1	-
2012	2	2	2	-	1	-	1	-
Totals	6	10	3	5	11	6	5	2

Medallists:

Men	Sean Baldock	4x400mR: 99-3 (ran ht)
	Jamie Baulch	400m: 97-2, 99-1, 03-3=; 4x400mR: 99-3, 03-2
	Tim Benjamin	4x400mR: 03-2
	Todd Bennett	400m: 85-2
	Ikem Billy	800m: 85-3
	Michael Bingham	4x400mR: 12-2
	Darren Braithwaite	60m: 95-2
	Richard Buck	4x400mR: 10-3, 12-2
	Daniel Caines	400m: 01-1, 03-2; 4x400mR: 03-2
	Dwain Chambers	60m: 08-2=, 10-1, 12-3
	Linford Christie	60m: 91-2; 200m: 91-2
	Chris Clarke	4x400mR: 10-3
	Allyn Condon	4x400mR: 99-3
	Jared Deacon	4x400mR: 03-2 (ran ht)
	Rob Denmark	3000m: 91-3
	Marlon Devonish	200m: 03-1
	Jonathan Edwards	TJ: 01-2
	Jason Gardener	60m: 99-3, 03-3, 04-1
	Cori Henry	4x400mR: 03-2
	Mark Hylton	4x400mR: 03-2 (ran ht)
	Phillips Idowu	TJ: 08-1
	Colin Jackson	60mH: 89-2, 93-2, 97-2, 99-1
	Tony Jarrett	60mH: 95-3
	Luke Lennon-Ford	4x400mR: 10-3 (ran ht), 12-2 (ran ht)

	Nigel Levine	4x400mR: 10-3, 12-2
	Mark Lewis-Francis	60m: 01-3
	Ade Mafe	200m: 85-2, 89-2, 91-3
	Christian Malcolm	200m: 01-2
	Tom McKean	800m: 93-1
	Andrew Osagie	800m: 12-3
	Adrian Patrick	4x400mR: 99-3
	John Regis	200m: 89-1
	Jon Ridgeon	60mH: 85-3
	Steve Smith	HJ: 93-3
	David Strang	1500m: 93-2
	Chris Tomlinson	LJ: 08-2
	Nigel Walker	60mH: 87-3
	Solomon Wariso	4x400mR: 99-3
Women	Conrad Williams	4x400mR: 10-3, 12-2
	Yamilé Aldama	TJ: 12-1
	Holly Bleasdale	PV: 12-3
	Shana Cox	4x400mR: 12-1
	Jessica Ennis	Pen: 10-1, 12-2
	Jo Fenn	800m: 04-3
	Jane Finch	800m: 85-2
	Ashia Hansen	TJ: 97-2, 99-1, 03-1
	Kelly Holmes	1500m: 03-2
	Jeanette Kwakye	60m: 08-2
	Liz McColgan	3000m: 89-2
	Jenny Meadows	800m: 10-2
	Yvonne Murray	3000m: 93-1
	Heather Oakes	60m: 85-2
	Christine Ohuruogu	4x400mR: 12-1
	Tiffany Porter	60mH: 12-2
	Shara Proctor	LJ: 12-3
	Nicola Sanders	4x400mR: 12-1
	Perri Shakes-Drayton	4x400mR: 12-1
	Kelly Sotherton	Pen: 08-2

GBS / Guinea Bissau

Years Entered: 10/12

Best Placings:

Men	Holder da Silva	60m: 12-3h7
Women	Graciela Martins	400m: 12-4h5

GEO / Georgia

Years Entered: 95/99/01/03/06/12

Best Placings:

Men	Nika Kartavtsevi	400m: 12-4h6
Women	Maya Azarashvili	200m: 95-5s1

GEQ / Equatorial Guinea

Years Entered: 95/97/99/01/08/12

Best Placings:

Men	Benjamín Enzema	800m: 12-5h4
Women	Paulina Biang	60m: 01-7h1

GER / Germany

Years Entered: All (1985 included), and as FRG and GDR in 1985/1987/1989

Placing Tables:

Overall	Gold	Silver	Bronze	4th	5th	6th	7th	8th
1985	4	2	-	-	1	1	1	1
1987	6	3	1	1	-	1+1=	2	2
1989	4	4	6	4	5	2	-	-
1991	6	1	2	2	2	3	3	2
1993	-	3	2	4	2	1	2	3
1995	2	1	3+1=	1	2	2	2	2
1997	1	3	1	5	4	1	1	1=
1999	3	-	3+1=	2	1	2+1=	-	1
2001	-	-	2	2	2+1=	2	-	-
2003	1	1	2	1	1	1	-	-
2004	-	-	2	-	2	-	1	1
2006	1	1	1	2+1=	1	1	-	1
2008	-	-	-	-	2	1	1	1+1=
2010	-	2	1	-	2	1	1	1
2012	-	2	-	2	1	-	-	1
Totals	28	23	26+2=	26+1=	28+1=	19+2=	14	16+2=

Men	Gold	Silver	Bronze	4th	5th	6th	7th	8th
1985	1	1	-	-	1	1	1	1
1987	1	-	-	-	-	1=	2	1
1989	1	3	1	1	3	1	-	-
1991	2	-	-	-	2	-	3	2
1993	-	-	1	2	1	1	1	2
1995	-	-	1=	-	2	-	2	2
1997	-	1	-	3	2	-	-	1=
1999	1	-	3	1	-	1+1=	-	-
2001	-	-	-	1	1=	1	-	-
2003	1	1	-	-	-	-	-	-
2004	-	-	1	-	1	-	-	-
2006	1	-	1	1=	-	1	-	-
2008	-	-	-	-	2	-	1	-
2010	-	2	1	-	1	1	-	1
2012	-	2	-	1	-	-	-	1
Totals	8	10	8+1=	9+1=	15+1=	7+2=	10	10+1=

Women	Gold	Silver	Bronze	4th	5th	6th	7th	8th
1985	3	1	-	-	-	-	-	-
1987	5	3	1	1	-	1	-	1
1989	3	1	5	3	2	1	-	-
1991	4	1	2	2	-	3	-	-
1993	-	3	1	2	1	-	1	1
1995	2	1	3	1	-	2	-	-
1997	1	2	1	2	2	1	1	-
1999	2	-	1=	1	1	1	-	1
2001	-	-	2	1	2	1	-	-
2003	-	-	2	1	1	1	-	-
2004	-	-	1	-	1	-	1	1
2006	-	1	-	2	1	-	-	1
2008	-	-	-	-	-	1	-	1+1=
2010	-	-	-	-	1	-	1	-
2012	-	-	-	1	1	-	-	-
Totals	20	13	18+1=	17	13	12	4	6+1=

Medallists:

Men		
GER	Falk Balzer	60mH: 99-3
GER	Ralf Bartels	SP: 10-2
FRG	Dieter Baumann	3000m: 89-3
GDR	Udo Beyer	SP: 85-2
GER	Jens Carlowitz	4x400mR: 91-1
GER	Danny Ecker	PV: 99-3
GER	Charles Friedek	TJ: 99-1
GDR	Hauke Fuhlbrügge	1500m: 89-2
GER	Dietmar Haaf	LJ: 89-2, 91-1
GER	Karsten Just	4x400mR: 91-1
GER	Rico Lieder	4x400mR: 91-1
GER	Tim Lobinger	PV: 03-1, 06-3
GER	Malte Mohr	PV: 10-2

GER	Nico Motchebon	800m: 93-3, 99-3
FRG	Dietmar Mögenburg	HJ: 89-2
GER	André Niklaus	Hep: 06-1
GER	Björn Otto	PV: 12-2
GER	Thomas Schönlebe	400m: 85-1; 4x400mR: 91-1
GER	Rüdiger Stenzel	1500m: 97-2
GER	Michael Stolle	PV: 03-2
GER	David Stori	SP: 12-2
GER	Alexander Straub	PV: 10-3
GDR	Ulf Timmermann	SP: 87-1, 89-1
GER	Andrei Tiwontschik	PV: 95-3=
GER	Tobias Unger	200m: 04-3
Women		
GER	Beate Anders	3000mW: 89-2, 91-1
FRG	Helga Arendt	400m: 89-1
GER	Alina Astafei	HJ: 95-1
GER	Heike Balck	HJ: 91-3
GDR	Susanne Beyer	HJ: 87-2
GER	Sabine Braun	Pen: 97-1
GER	Grit Breuer	200m: 91-3; 400m: 99-1, 03-3; 4x400mR: 91-1, 97-3
GDR	Ilona Briesenick	SP: 87-2
GDR	Sabine Busch	400m: 87-1
GER	Birgit Clarius	Pen: 93-3
GER	Heike Drechsler	200m: 87-1; LJ: 87-1, 91-2
GER	Florence Ekpo-Umoh	4x400mR: 01-3
GER	Karin Ertl	Pen: 01-3
GER	Anke Feller	4x400mR: 97-3
GER	Shanta Ghosh	4x400mR: 01-3
GDR	Silke Gladisch	60m: 85-1
GER	Grit Hammer	SP: 95-3
GER	Heike Henkel	HJ: 89-3, 91-1, 93-2, 95-3
GER	Annett Hesselbarth	4x400mR: 91-1
GER	Nicole Humbert	PV: 99-3=
GDR	Ellen Kiessling	800m: 89-3
GER	Nadine Kleinert	SP: 04-3, 06-2
GER	Anja Knippel	4x400mR: 97-3 (ran ht)
GDR	Marita Koch	200m: 85-1
GER	Astrid Kumbennuss	SP: 97-2, 03-3
FRG	Claudia Losch	SP: 87-3, 89-1
GDR	Yvonne Mai	1500m: 89-3
GER	Claudia Marx	4x400mR: 01-3
GER	Heike Meissner	4x400mR: 97-3
GDR	Ines Müller	SP: 85-2
GER	Kathrin Neimke	SP: 95-1
GDR	Cornelia Oschkenat	60mH: 87-1, 89-3
GER	Melanie Paschke	60m: 95-2
GDR	Helga Radtke	LJ: 85-1, 87-2
GER	Birgit Rockmeier	4x400mR: 01-3
GER	Nastja Ryshich	PV: 99-1
GER	Anja Rücker	4x400mR: 97-3
GER	Katrin Schreiter	4x400mR: 91-1
GER	Sandra Seuser	4x400mR: 91-1
GER	Mona Steigauf	Pen: 97-2
GER	Stephanie Storp	SP: 93-2
GER	Susen Tiedtke	LJ: 93-2, 95-3
GER	Christine Wachtel	800m: 87-1, 89-1, 91-1
GDR	Christa Wiese	SP: 89-3

GHA / Ghana

Years Entered: 89/91/93/95/97/99/01/03/04/06/08/10/12

Placing Table:

Men	Gold	Silver	Bronze	4th	5th	6th	7th	8th
1989	-	1	-	-	-	-	-	-
2006	1	-	-	-	-	-	-	-
2010	-	-	-	-	-	-	1	-
2012	-	-	-	-	-	-	1	-
Totals	1	1	-	-	-	-	2	-

Medallists:

Men	Ignisious Gaisah	LJ: 06-1
	John Myles-Mills	60m: 89-2
Women	No medals; best placings:	
	Vida Anim	60m: 04-4s1
	Vida Nsiah	60mH: 97-4s2

GIB / Gibraltar

Year Entered: 12

Best Placing:

Men	Dominic Carroll	60m: 12-7h7
Women	No competitors	

GRE / Greece

Years Entered: All (1985 included)

Placing Tables:

Overall	Gold	Silver	Bronze	4th	5th	6th	7th	8th
1987	-	-	-	-	-	-	1	-
1991	-	-	-	1	-	-	-	-
1995	-	1	-	-	-	-	-	-
1997	2	1	-	-	1	-	-	1
1999	1	-	-	1	1	-	-	-
2001	-	-	-	-	-	-	1	-
2003	-	-	-	-	1	1	-	-
2004	-	-	2	-	-	2	1	-
2006	-	-	-	1	-	-	1	1
2008	-	1	-	-	-	-	-	-
2010	-	-	-	1=	-	-	-	-
2012	1	-	-	1=	-	1	1	-
Totals	4	3	2	3+2=	3	4	5	2

Men	Gold	Silver	Bronze	4th	5th	6th	7th	8th
1987	-	-	-	-	-	-	1	-
1991	-	-	-	1	-	-	-	-
1995	-	1	-	-	-	-	-	-
1997	1	1	-	-	-	-	-	1
2001	-	-	-	-	-	-	1	-
2004	-	-	1	-	-	-	-	-
2006	-	-	-	1	-	-	-	1
2010	-	-	-	1=	-	-	-	-
2012	1	-	-	1=	-	1	1	-
Totals	2	2	1	2+2=	-	1	3	2

Women	Gold	Silver	Bronze	4th	5th	6th	7th	8th
1997	1	-	-	-	1	-	-	-
1999	1	-	-	1	1	-	-	-
2003	-	-	-	-	1	1	-	-
2004	-	-	1	-	-	2	1	-
2006	-	-	-	-	-	-	1	-
2008	-	1	-	-	-	-	-	-
Totals	2	1	1	1	3	3	2	-

Medallists:

Men	Dimítrios Hondrokoúkis	HJ: 12-1
	Háris Papadiás	60m: 97-1
	Lámbros Papakóstas	HJ: 95-2, 97-2
	Yeóryios Theodorides	60m: 04-3
Women	Chrisopiýi Devetzi	TJ: 04-3, 08-2
	Katerína Kóffa	200m: 97-1
	Katerína Thánou	60m: 99-1

GRN / Grenada

Years Entered: 03/04/06/08/10/12

Placing Table:

Men	Gold	Silver	Bronze	4th	5th	6th	7th	8th
2004	1	-	-	-	-	-	-	-
2006	1	-	-	-	-	-	-	-
2012	-	-	-	-	-	1	-	-
Totals	2	-	-	-	-	1	-	-

Medallist:

Men	Alleyne Francique	400m: 04-1, 06-1
Women	No competitors	

GUA / Guatemala

Years Entered: 87/95/99/01/03

Best Placings:

Men	Rolando Blanco	60m: 01-4h2
Women	Cristina Girón	1500m: 87-9

GUI / Guinea

Years Entered: 91/97/99/08/10/12

Best Placings:

Men	Sylla Alseny Kobele	60m: 99-5h1
	Theodore Haba	60m: 97-5h7
Women	Mamaissata Cisse	200m: 91-dq/h3

GUM / Guam

Years Entered: 04/06/08/10/12

Best Placings:

Men	Jeofry Limtiaco	400m: 12-6h6
	Matthew Pangelinan	400m: 10-6h4
Women	Amy Atkinson	400m: 12-6h2
	Sloan Siegrist	800m: 04-6h4

GUY / Guyana

Years Entered: 99/01/03/04/06/08/10/12

Placing Table:

Women	Gold	Silver	Bronze	4th	5th	6th	7th	8th
2010	-	-	-	-	1	-	-	-
Totals	-	-	-	-	1	-	-	-

Best Placings:

Men	Jeremy Bascom	60m: 12-4s2
Women	Aliann Pompey	400m: 10-5

HAI / Haiti

Years Entered: 95/97/99/01/03/04/06/08/10/12

Placing Table:

Men	Gold	Silver	Bronze	4th	5th	6th	7th	8th
2001	-	-	-	-	-	-	1	-
Totals	-	-	-	-	-	-	1	-

Best Placings:

Men	Dudley Dorival	60mH: 01-7
Women	Nadine Faustin-Parker	60mH: 03-5s2, 06-5s2

HKG / Hong Kong, China

Years Entered: 85/93/95/99/01/03/04/06/08/10/12

Best Placings:

Men	Lai Chun Ho	60m: 10-4h2, 12-4h7
	Leung Chun Wai	60m: 08-4h5
Women	Cheung Suet Yee	60mH: 85-5h2
	Fong Yee Pui	60m: 12-5h3

HON / Honduras

Years Entered: 95/01/06/08

Best Placing:

Men	Rolando Palacios	60m: 08-3h8
Women	No competitors	

HUN / Hungary

Years Entered: All (1985 included)

Placing Tables:

Overall	Gold	Silver	Bronze	4th	5th	6th	7th	8th
1985	1	1	-	1	-	-	-	-
1987	-	-	1	-	-	2	-	-
1989	-	-	-	2	1	2	1	-
1991	-	-	-	-	-	1	-	-
1993	-	-	-	-	1	-	-	-
1997	-	-	-	-	-	-	1	1
1999	-	-	1+1=	1	1	-	1	-
2001	-	-	-	-	1=	-	-	-
2003	-	-	-	-	1	-	-	1
2010	-	-	-	-	-	-	-	1
Totals	1	1	2+1=	4	4+1=	5	3	3

Men	Gold	Silver	Bronze	4th	5th	6th	7th	8th
1985	-	1	-	1	-	-	-	-
1987	-	-	-	-	-	2	-	-
1989	-	-	-	2	-	1	-	-
1991	-	-	-	-	-	1	-	-
1993	-	-	-	-	1	-	-	-
1997	-	-	-	-	-	-	-	1
1999	-	-	1	1	-	-	1	-
2003	-	-	-	-	1	-	-	-
2010	-	-	-	-	-	-	-	1
Totals	-	1	1	4	2	4	1	2

Women	Gold	Silver	Bronze	4th	5th	6th	7th	8th
1985	1	-	-	-	-	-	-	-
1987	-	-	1	-	-	-	-	-
1989	-	-	-	-	1	1	1	-
1997	-	-	-	-	-	-	1	-
1999	-	-	1=	-	1	-	-	-
2001	-	-	-	-	1=	-	-	-
2003	-	-	-	-	-	-	-	1
Totals	1	-	1+1=	-	2+1=	1	2	1

Medallists:

Men	Zsolt Czinger	TJ: 99-3
	Gyula Pálóczi	LJ: 85-2

Women	Judit Forgács	400m: 87-3
	Xénia Siska	60mH: 85-1
	Zsuzsa Szabó	PV: 99-3=

INA / Indonesia

Years Entered: 85/03/04/06/08/10/12

Best Placings:

Men	Mohamed Yuhdi Purnomo	200m: 85-5s1
Women	Yulia Novita	200m: 04-4h3

IND / India

Years Entered: 85/87/03/06/12

Placing Table:

Women	Gold	Silver	Bronze	4th	5th	6th	7th	8th
1985	-	-	-	-	1	-	-	-
2003	-	-	-	-	-	-	1	-
Totals	-	-	-	-	1	-	1	-

Best Placings:

Men	Nalluswamy Annavi	HJ: 85-18
Women	Shiny Abraham	800m: 85-5

IRI / Iran

Years Entered: 89/95/04/06/08/10/12

Best Placings:

Men	Ehsan Mohajershojaei	800m: 08-4s3
Women	Leyla Rajabi	SP: 12-12Q

IRL / Ireland

Years Entered: All (1985 included)

Placing Tables:

Overall	Gold	Silver	Bronze	4th	5th	6th	7th	8th
1987	2	1	-	-	-	-	-	-
1989	1	-	-	-	1	-	-	-
1991	1	-	-	1	-	-	-	1
1993	1	-	-	-	-	-	-	-
1995	-	-	-	1	-	-	-	-
1997	-	1	-	-	-	-	-	1
1999	-	-	-	-	1	-	-	-
2001	-	-	-	-	-	-	2	-
2003	-	-	1=	-	1	1	-	-
2004	-	-	1	-	-	-	-	1
2006	1	-	-	1	-	1	-	-
2010	-	-	-	-	1	-	-	-
Totals	6	2	1+1=	3	4	2	2	3

Men	Gold	Silver	Bronze	4th	5th	6th	7th	8th
1987	2	1	-	-	-	-	-	-
1989	1	-	-	-	1	-	-	-
1991	1	-	-	1	-	-	-	1
1993	1	-	-	-	-	-	-	-
1995	-	-	-	1	-	-	-	-
1997	-	-	-	-	-	-	-	1
1999	-	-	-	-	1	-	-	-
2001	-	-	-	-	-	-	1	-
2003	-	-	1=	-	1	1	-	-

2004	-	-	1	-	-	-	-	1
2006	-	-	-	1	-	1	-	-
2010	-	-	-	-	-	1	-	-
Totals	5	1	1+1=	3	4	2	1	3

Women	Gold	Silver	Bronze	4th	5th	6th	7th	8th
1997	-	1	-	-	-	-	-	-
2001	-	-	-	-	-	-	1	-
2006	1	-	-	-	-	-	-	-
Totals	1	1	-	-	-	-	1	-

Medallist:

Men	Rob Daly	4x400mR: 04-3
	Paul Donovan	3000m: 87-2
	David Gillick	4x400mR: 04-3
	David McCarthy	4x400mR: 04-3
	Paul McKee	400m: 03-3=
	Frank O'Mara	3000m: 87-1, 91-1
	Marcus O'Sullivan	1500m: 87-1, 89-1, 93-1
	Gary Ryan	4x400mR: 04-3
Women	Derval O'Rourke	60mH: 06-1
	Sonia O'Sullivan	3000m: 97-2

IRQ / Iraq

Year Entered: 12

Best Placings:

Men	Hasanain Zubaiyen	60m: 12-5h4
Women	Dana Abdul Razak	60m: 12-6h5

ISL / Iceland

Years Entered: 85/87/89/91/93/95/97/99/01/03/04/06/12

Placing Tables:

Overall	Gold	Silver	Bronze	4th	5th	6th	7th	8th
1985	-	-	-	-	1	-	-	-
1991	-	-	-	1	-	-	-	-
1995	-	-	-	-	-	1	-	-
1997	-	-	1	-	-	-	-	1
1999	-	1	-	-	1	-	-	-
2001	-	1	-	-	-	-	-	-
2003	-	-	-	1	-	-	-	-
2004	-	-	-	-	-	-	1	-
Totals	-	2	1	2	2	1	1	1

Men	Gold	Silver	Bronze	4th	5th	6th	7th	8th
1991	-	-	-	1	-	-	-	-
1995	-	-	-	-	-	1	-	-
1997	-	-	1	-	-	-	-	-
1999	-	-	-	-	1	-	-	-
2001	-	1	-	-	-	-	-	-
2003	-	-	-	1	-	-	-	-
2004	-	-	-	-	-	-	1	-
Totals	-	1	1	2	1	1	1	-

Women	Gold	Silver	Bronze	4th	5th	6th	7th	8th
1985	-	-	-	-	1	-	-	-
1997	-	-	-	-	-	-	-	1
1999	-	1	-	-	-	-	-	-
Totals	-	1	-	-	1	-	-	1

Medallists:

Men	Jón Arnar Magnússon	Hep: 97-3, 01-2
Women	Vala Flosadóttir	PV: 99-2

ISR / Israel

Years Entered: 85/89/91/93/95/97/99/01/03/04/06/08/10/12

Placing Table:

Men	Gold	Silver	Bronze	4th	5th	6th	7th	8th
1997	-	-	-	-	-	1	-	-
1999	-	-	-	-	-	-	1	-
2001	-	-	-	1=	-	-	-	-
2006	-	-	-	1=	-	-	-	-
Totals	-	-	-	2=	-	1	1	-

Best Placings:

Men	Aleksandr Averbukh	PV: 01-4=, 06-4=
Women	Irina Lenskiy	60mH: 01-5s1

ISV / Virgin Islands (US)

Years Entered: 87/91/93/95/97/03/04/06/08/12

Placing Table:

Men	Gold	Silver	Bronze	4th	5th	6th	7th	8th
2012	-	-	-	1	-	-	-	-
Totals	-	-	-	1	-	-	-	-

Best Placings:

Men	Tabarie Henry	400m: 12-4
Women	LaVerne Jones-Ferrette	60m: 06-3s1, 08-3s1

ITA / Italy

Years Entered: All (1985 included)

Placing Tables:

Overall	Gold	Silver	Bronze	4th	5th	6th	7th	8th
1985	1	2	1	1	1	3	-	-
1987	-	1	2	1	-	-	1	2
1989	-	-	3	2	2	-	1	1
1991	-	1	3	-	-	-	2	-
1993	1	-	1	1	1	2	1	-
1995	1	1	-	1	-	-	1	-
1997	1	-	-	1	-	-	2	-
1999	-	-	-	1	-	1	-	-
2001	1	-	-	1	1	1	-	-
2003	-	-	-	-	2	-	-	2
2004	-	-	-	-	1	2	1	-
2006	-	-	1	-	1	-	1	-
2008	-	-	-	1	1	1	1	-
2010	-	-	-	-	1	-	-	-
2012	-	1=	-	1	1	1	-	-
Totals	5	5+1=	11	11	12	11	11	5

Men	Gold	Silver	Bronze	4th	5th	6th	7th	8th
1985	-	1	1	-	1	3	-	-
1987	-	-	2	1	-	-	1	1
1989	-	-	2	2	1	-	1	1
1991	-	1	2	-	-	-	1	-
1993	1	-	-	-	1	1	1	-
1995	1	1	-	-	-	-	1	-
1997	-	-	-	1	-	-	1	-
1999	-	-	-	1	-	1	-	-
2001	1	-	-	-	1	1	-	-
2003	-	-	-	-	1	-	-	1
2004	-	-	-	-	-	1	1	-
2006	-	-	1	-	-	-	1	-
2008	-	-	-	1	-	-	-	-

2010	-	-	-	-	1	-	-	-
2012	-	-	-	1	1	1	-	-
Totals	3	3	8	7	7	8	8	3

Women	Gold	Silver	Bronze	4th	5th	6th	7th	8th
1985	1	1	-	1	-	-	-	-
1987	-	1	-	-	-	-	-	1
1989	-	-	1	-	1	-	-	-
1991	-	-	1	-	-	-	1	-
1993	-	-	1	1	-	1	-	-
1995	-	-	-	1	-	-	-	-
1997	1	-	-	-	-	-	1	-
2001	-	-	-	1	-	-	-	-
2003	-	-	-	-	1	-	-	1
2004	-	-	-	-	1	1	-	-
2006	-	-	-	-	1	-	-	-
2008	-	-	-	-	1	1	1	-
2012	-	1=	-	-	-	-	-	-
Totals	2	2+1=	3	4	5	3	3	2

Medallists:

Men	Alessandro Aimar	4x400mR: 91-3
	Paolo Camossi	TJ: 01-1
	Maurizio Damilano	5000mW: 85-2
	Giovanni De Benedictis	5000mW: 91-2
	Gennaro Di Napoli	3000m: 93-1, 95-1
	Giovanni Evangelisti	LJ: 85-3, 87-3, 91-3
	Fabio Grossi	4x400mR: 95-2
	Andrew Howe	LJ: 06-3
	Roberto Mazzoleni	4x400mR: 95-2
	Andrea Nuti	4x400mR: 91-3, 95-2
	Pierfrancesco Pavoni	60m: 87-3, 89-3
	Vito Petrella	4x400mR: 91-3
	Ashraf Saber	4x400mR: 95-2
	Marco Vaccari	4x400mR: 91-3
	Tonino Viali	800m: 89-3
Women	Antonietta Di Martino	HJ: 12-2=
	Fiona May	LJ: 97-1
	Agnese Possamai	3000m: 85-2
	Giuliana Salce	3000mW: 85-1, 87-2
	Ileana Salvador	3000mW: 89-3, 91-3, 93-3

IVB / British Virgin Islands

Years Entered: 08/10/12

Placing Table:

Women	Gold	Silver	Bronze	4th	5th	6th	7th	8th
2008	-	-	1	-	-	-	-	-
2010	-	-	-	-	-	1	-	-
Totals	-	-	1	-	-	1	-	-

Medallist:

Men	No competitors	
Women	Tahesia Harrigan	60m: 08-3

JAM / Jamaica

Years Entered: All (1985 included)

Placing Tables:

Overall	Gold	Silver	Bronze	4th	5th	6th	7th	8th
1987	-	1	1	1	-	-	-	-
1989	1	1	1	-	-	-	-	-
1991	2	1	-	-	1	1	-	1
1993	2	-	-	-	2	-	-	-
1995	2	1	-	1	1	2	1	-

1997	1	5	-	2	1	-	-	-
1999	-	-	-	1	5	2	1	-
2001	2	2	2	1	-	-	-	1
2003	1	1	1	1	-	1	-	-
2004	1	2	2	1	1	1	-	1
2006	-	1	-	2+1=	2	1	-	-
2008	-	1	-	1	1	1	-	-
2010	1	-	1=	-	-	2	2	-
2012	1	1	-	-	1	-	1	-
Totals	14	17	7+1=	11+1=	15	11	5	3

Men	Gold	Silver	Bronze	4th	5th	6th	7th	8th
1991	1	-	-	-	1	1	-	-
1993	-	-	-	-	2	-	-	-
1995	1	-	-	-	-	-	-	-
1997	-	2	-	1	1	-	-	-
1999	-	-	-	1	2	1	-	-
2001	-	-	2	1	-	-	-	-
2003	1	-	-	-	-	-	-	-
2004	1	2	2	-	-	-	-	1
2006	-	-	-	1+1=	-	-	-	-
2008	-	1	-	-	1	1	-	-
2010	-	-	-	-	-	1	1	-
2012	-	1	-	-	-	-	-	-
Totals	4	6	4	4+1=	7	4	1	1

Women	Gold	Silver	Bronze	4th	5th	6th	7th	8th
1987	-	1	1	1	-	-	-	-
1989	1	1	1	-	-	-	-	-
1991	1	1	-	-	-	-	-	1
1993	2	-	-	-	-	-	-	-
1995	1	1	-	1	1	2	1	-
1997	1	3	-	1	-	-	-	-
1999	-	-	-	-	3	1	1	-
2001	2	2	-	-	-	-	-	1
2003	-	1	1	1	-	1	-	-
2004	-	-	-	1	1	1	-	-
2006	-	1	-	1	2	1	-	-
2008	-	-	-	1	-	-	-	-
2010	1	-	1=	-	-	1	1	-
2012	1	-	-	-	1	-	1	-
Totals	10	11	3+1=	7	8	7	4	2

Medallists:

Men	Sanjay Ayre	4x400mR: 04-1 (ran ht)
	DeWayne Barrett	4x400mR: 08-2
	James Beckford	LJ: 04-2
	Michael Blackwood	4x400mR: 01-3, 03-1, 08-2
	Nesta Carter	60m: 12-2
	Davian Clarke	400m: 04-2; 4x400mR: 01-3, 03-1, 04-1
	Leroy Colquhoun	4x400mR: 03-1, 04-1
	Adrian Findlay	4x400mR: 08-2
	Michael Green	60m: 97-2
	Greg Haughton	4x400mR: 97-2, 01-3 (ran ht), 04-1
	Richard James	4x400mR: 04-1 (ran ht)
	Linval Laird	4x400mR: 97-2
	Germaine Mason	HJ: 04-3
	Michael McDonald	4x400mR: 97-2, 01-3, 04-1
	Danny McFarlane	400m: 01-3; 4x400mR: 01-3, 03-1
	Dinsdale Morgan	4x400mR: 97-2
	Devon Morris	400m: 91-1
	Garth Robinson	4x400mR: 97-2 (ran ht)
	Aldwyn Sappleton	4x400mR: 08-2 (ran ht)
	Edino Steele	4x400mR: 08-2
	Clive Terrelonge	800m: 95-1
	Kemel Thompson	4x400mR: 03-1 (ran ht)
	Maurice Wignall	60mH: 04-3

Women	Sheri-Ann Brooks	60m: 10-3=
	Juliet Campbell	200m: 01-1, 03-3; 4x400mR: 01-2
	Veronica Campbell-Brown	60m: 10-1, 12-1
	Juliet Cuthbert	200m: 97-2
	Michelle Freeman	60mH: 97-1, 01-2
	Beverley Grant	4x400mR: 93-1
	Deon Hemmings	4x400mR: 93-1
	Charmaine Howell	4x400mR: 01-2
	Grace Jackson	200m: 87-3, 89-2
	Sheryl Morgan	4x400mR: 03-2
	Merlene Ottey	60m: 89-3, 91-2, 95-1; 200m: 87-2, 89-1, 91-1
	Cathy Rattray-Williams	4x400mR: 93-1
	Sandie Richards	400m: 93-1, 95-2, 97-2, 01-1; 4x400mR: 93-1, 01-2, 03-2
	Gillian Russell	60mH: 97-2
	Catherine Scott	4x400mR: 01-2, 03-2
	Kenia Sinclair	800m: 06-2
	Ronetta Smith	4x400mR: 03-2

JOR / Jordan

Years Entered: 85/04/06/08

Placing Table:

Women	Gold	Silver	Bronze	4th	5th	6th	7th	8th
1985	-	-	-	-	-	-	1	-
Totals	-	-	-	-	-	-	1	-

Best Placings:

Men	Khalil Al-Hanahneh	60m: 08-6h1
Women	Khadeeja Al-Matari	1500m: 85-7

JPN / Japan

Years Entered: All (1985 included)

Placing Tables:

Overall	Gold	Silver	Bronze	4th	5th	6th	7th	8th
1985	-	-	-	-	-	-	-	1
1993	-	-	1	-	-	-	-	-
1995	-	-	1	-	-	-	-	-
1997	-	-	1	-	-	1	-	-
1999	-	-	-	-	2	1	1	3
Totals	-	-	3	-	2	2	1	4

Men	Gold	Silver	Bronze	4th	5th	6th	7th	8th
1985	-	-	-	-	-	-	-	1
1993	-	-	1	-	-	-	-	-
1995	-	-	1	-	-	-	-	-
1997	-	-	1	-	-	1	-	-
1999	-	-	-	-	2	-	1	1
Totals	-	-	3	-	2	1	1	2

Women	Gold	Silver	Bronze	4th	5th	6th	7th	8th
1999	-	-	-	-	-	1	-	2
Totals	-	-	-	-	-	1	-	2

Medallists:

Men	Hiroyuki Hayashi	4x400mR: 93-3, 95-3
	Seiji Inagaki	4x400mR: 93-3, 95-3
	Masayoshi Kan	4x400mR: 93-3, 95-3
	Shunji Karube	400m: 97-3
	Tomonari Ono	4x400mR: 95-3
	Yoshihiko Saito	4x400mR: 93-3

Women No medals; best placing:
 Sachiko Kiso 4x400mR: 99-6
 Mariko Miura 4x400mR: 99-6
 Sakie Nobuoka 4x400mR: 99-6
 Miho Sugimori 4x400mR: 99-6

KAZ / Kazakhstan

Years Entered: 93/95/97/99/01/03/04/06/08/10/12

Placing Tables:

Overall	Gold	Silver	Bronze	4th	5th	6th	7th	8th
1993	-	1	-	-	-	-	-	-
1995	-	2	-	-	-	-	-	1
1997	1	-	-	-	-	-	-	-
1999	1	-	-	1=	-	-	-	-
2001	-	-	-	1	-	-	-	-
2004	-	-	-	1	-	-	-	-
2006	-	-	-	-	-	-	1	-
2008	-	-	1	1	1	-	-	-
2010	1	-	-	-	-	-	1=	-
2012	-	1	-	-	-	-	-	-
Totals	3	4	1	3+1=	1	-	1+1=	1

Men	Gold	Silver	Bronze	4th	5th	6th	7th	8th
1993	-	1	-	-	-	-	-	-
1995	-	1	-	-	-	-	-	1
1997	1	-	-	-	-	-	-	-
1999	-	-	-	1=	-	-	-	-
2004	-	-	-	1	-	-	-	-
2008	-	-	1	-	-	-	-	-
Totals	1	2	1	1+1=	-	-	-	1

Women	Gold	Silver	Bronze	4th	5th	6th	7th	8th
1995	-	1	-	-	-	-	-	-
1999	1	-	-	-	-	-	-	-
2001	-	-	-	1	-	-	-	-
2006	-	-	-	-	-	-	1	-
2008	-	-	-	1	1	-	-	-
2010	1	-	-	-	-	-	1=	-
2012	-	1	-	-	-	-	-	-
Totals	2	2	-	2	1	-	1+1=	-

Medallists:

Men	Dmitriy Karpov	Hep: 08-3
	Igor Potapovich	PV: 95-2, 97-1
	Grigoriy Yegorov	PV: 93-2
Women	Olga Rypakova	TJ: 10-1, 12-2
	Olga Shishigina	60mH: 95-2, 99-1

(See also URS / USSR)

KEN / Kenya

Years Entered: All (1985 included)

Placing Tables:

Overall	Gold	Silver	Bronze	4th	5th	6th	7th	8th
1985	-	-	1	-	-	-	-	-
1987	-	-	-	-	-	1	-	-
1989	1	-	-	-	-	-	-	-
1991	1	1	-	-	-	-	-	-
1995	-	1	-	-	-	1	-	-
1997	-	1	1	-	1	-	-	-
1999	-	2	-	1	-	-	-	-

2001	-	-	1	2	-	1	-	-
2003	-	1	2	1	-	-	1	-
2004	2	-	1	-	1	1	-	-
2006	1	1	2	-	1	-	-	-
2008	-	2	-	2	-	-	1	-
2010	-	2	2	1	1	-	-	-
2012	2	1	1	1	-	1	-	-
Totals	7	12	11	8	4	5	2	-

Men	Gold	Silver	Bronze	4th	5th	6th	7th	8th
1985	-	-	1	-	-	-	-	-
1987	-	-	-	-	-	1	-	-
1989	1	-	-	-	-	-	-	-
1991	1	1	-	-	-	-	-	-
1995	-	1	-	-	-	1	-	-
1997	-	1	1	-	1	-	-	-
1999	-	2	-	1	-	-	-	-
2001	-	-	1	2	-	1	-	-
2003	-	1	2	1	-	-	1	-
2004	2	-	1	-	1	1	-	-
2006	1	1	2	-	1	-	-	-
2008	-	2	-	1	-	-	1	-
2010	-	1	2	-	-	-	-	-
2012	-	1	1	-	-	1	-	-
Totals	5	11	11	5	3	5	2	-

Women	Gold	Silver	Bronze	4th	5th	6th	7th	8th
2008	-	-	-	1	-	-	-	-
2010	-	1	-	1	1	-	-	-
2012	2	-	-	1	-	-	-	-
Totals	2	1	-	3	1	-	-	-

Medallists:

Men	Elkanah Angwenyi	1500m: 06-3
	Paul Bitok	3000m: 97-2, 99-2
	Wilfred Bungei	800m: 03-3, 06-1
	Joseph Chesire	1500m: 85-3
	Augustine Choge	3000m: 12-2
	Paul Ereng	800m: 89-1, 91-1
	Haron Keitany	1500m: 10-3
	Eliud Kipchoge	3000m: 06-3
	Luke Kipkosgei	3000m: 03-3
	Samson Kitur	400m: 91-2
	Benson Koech	800m: 95-2
	Paul Kipsiele Koech	3000m: 08-2
	Daniel Kipchirchir Komen	1500m: 06-2, 08-2
	Paul Korir	1500m: 04-1
	Bernard Lagat	1500m: 03-2; 3000m: 04-1
	Boaz Lalang	800m: 10-2
	Sammy Mutahi	3000m: 10-3
	Noah Ngeny	1500m: 01-3
	Laban Rotich	1500m: 99-2, 04-3
	Edwin Soi	3000m: 12-3
	William Tanui	1500m: 97-3
Women	Vivian Cheruiyot	3000m: 10-2
	Pamela Jelimo	800m: 12-1
	Hellen Obiri	3000m: 12-1

KGZ / Kyrgyzstan

Years Entered: 93/95/97/99/01/03/04/06/08/10/12

Best Placings:

Men	Boris Kaveshnikov	800m: 97-3h3
Women	Tatyana Yefimenko	HJ: 03-12Q

(See also URS / USSR)

KIR / Kiribati

Years Entered: 08/10/12

Best Placings:

Men	George Pine	60m: 10-6h7
	Nooa Takooa	60m: 12-6h3
Women	Etita Tio	60m: 12-7h7

KOR / Korea

Years Entered: 85/89/91/93/95/97/01/04/06/10/12

Placing Table:

Men	Gold	Silver	Bronze	4th	5th	6th	7th	8th
1995	-	-	-	-	1	-	-	-
Totals	-	-	-	-	1	-	-	-

Best Placings:

Men	Son Ju-Il	400m: 95-5
Women	Lee Myeong-Seon	SP: 01-11

KSA / Saudi Arabia

Years Entered: 97/01/03/04/06/08/10/12

Placing Table:

Men	Gold	Silver	Bronze	4th	5th	6th	7th	8th
2006	-	-	-	-	-	-	-	1
2008	-	-	1	-	-	-	-	-
Totals	-	-	1	-	-	-	-	1

Medallist:

Men	Mohamed Salman Al-Khuwailidi	LJ: 08-3
Women	No competitors	

KUW / Kuwait

Years Entered: 85/87/93/97/01/03/04/08/10/12

Best Placings:

Men	Mohamed Al-Azimi	800m: 03-3h3
	Bader Al-Fulajj	4x400mR: 01-3h1
	Mishal Al-Harbi	4x400mR: 01-3h1
	Khaled Al-Johar	4x400mR: 01-3h1
	Fawzi Al-Shammari	4x400mR: 01-3h1
Women	No competitors	

LAO / Laos

Years Entered: 99/01/06/08

Best Placing:

Men	Kilakone Siphonexay	60m: 08-5h7
Women	No competitors	

LAT / Latvia

Years Entered: 93/95/97/99/01/03/04/06/08/10/12

Placing Tables:

Overall	Gold	Silver	Bronze	4th	5th	6th	7th	8th
1993	-	1	-	-	1	-	-	-
1997	-	-	-	-	-	1	-	-
2001	-	-	-	-	-	-	1	2
2003	-	-	-	-	-	1	-	-

2004	-	-	-	1	1	-	-	-
2006	-	-	-	2+1=	-	-	-	-
2008	-	-	1=	1	-	1	-	-
2010	-	-	-	-	-	-	-	1
Totals	-	1	1=	4+1=	2	3	1	3

Men	Gold	Silver	Bronze	4th	5th	6th	7th	8th
1993	-	1	-	-	1	-	-	-
1997	-	-	-	-	-	1	-	-
2001	-	-	-	-	-	-	-	1
2003	-	-	-	-	-	1	-	-
2004	-	-	-	1	-	-	-	-
2006	-	-	-	1+1=	-	-	-	-
2008	-	-	1=	1	-	-	-	-
Totals	-	1	1=	3+1=	1	2	-	1

Women	Gold	Silver	Bronze	4th	5th	6th	7th	8th
2001	-	-	-	-	-	-	1	1
2004	-	-	-	-	1	-	-	-
2006	-	-	-	1	-	-	-	-
2008	-	-	-	-	-	1	-	-
2010	-	-	-	-	-	-	-	1
Totals	-	-	-	1	1	1	1	2

Medallists:

Men	Maris Bružiks	TJ: 93-2
	Stanislav Olijar	60mH: 08-3=
Women	No medals; best placing:	
	Ineta Radēviča	LJ: 06-4

(See also URS / USSR)

LBA / Libya

Year Entered: 04

Best Placing:

Men	Abubaker El Gatroni	800m: 04-6h2
Women	No competitors	

LBR / Liberia

Years Entered: 87/97/99/01/03/04/08/10

Best Placings:

Men	Koivan Morlu	60m: 10-4s1
Women	Kia Davis	60mH: 08-7s2

LCA / Saint Lucia

Years Entered: 87/93/95/12

Best Placings:

Men	John Albertie	60m: 87-2h1
Women	Levern Spencer	HJ: 12-15=Q

LES / Lesotho

Years Entered: 99/01/12

Best Placing:

Men	Mosito Lehata	60m: 12-5h7
Women	No competitors	

LIB / Lebanon**Years Entered:** 85/87/95/97/01/03/04/06/08/10/12**Best Placings:**

Men Fadi Micaelian 60m: 85-4h3
 Women Noha Samaha 60m: 85-6s2

LIE / Liechtenstein**Year Entered:** 08**Best Placing:**

Men Florian Hilti 800m: 08-6h5
 Women No competitors

LTU / Lithuania**Years Entered:** 93/95/97/99/01/03/04/06/08/10/12**Placing Table:**

Women	Gold	Silver	Bronze	4th	5th	6th	7th	8th
1997	-	-	-	-	-	1	-	-
1999	-	-	-	1	-	-	-	-
2004	-	-	1	-	-	-	-	-
2008	-	-	-	-	1	-	-	-
2010	-	-	-	-	1	-	-	-
2012	-	-	1	1	-	-	-	-
Totals	-	-	2	2	2	1	-	-

Medallist:

Men No medals; best placing:
 Rytis Sakalauskas 60m: 12-3s1
 Women Austra Skujytė Pen: 04-3, 12-3

(See also URS / USSR)

LUX / Luxembourg**Years Entered:** 91/97/04/06**Best Placings:**

Men Daniel Abenzoar-Foule 60m: 06-4h4
 David Fiegen 800m: 04-4h4
 Women Véronique Linster 60mH: 97-4h5

MAC / Macao**Years Entered:** 03/04/06/08/10/12**Best Placings:**

Men Chao Un Kei 200m: 03-4h5
 Women Ieong Loi 60m: 06-7s1

MAD / Madagascar**Years Entered:** 89/91/93/95/97/99/01/03/08/10/12**Placing Tables:**

Overall	Gold	Silver	Bronze	4th	5th	6th	7th	8th
1993	-	-	-	-	-	-	1	-
1995	-	-	-	-	-	-	-	1
Totals	-	-	-	-	-	-	1	1

Men	Gold	Silver	Bronze	4th	5th	6th	7th	8th
1993	-	-	-	-	-	-	1	-
Totals	-	-	-	-	-	-	1	-

Women	Gold	Silver	Bronze	4th	5th	6th	7th	8th
1995	-	-	-	-	-	-	-	1
Totals	-	-	-	-	-	-	-	1

Best Placings:

Men Toussaint Rabenala TJ: 93-7
 Women Lalao Ravaonirina 60m: 95-8

MAR / Morocco**Years Entered:** All (1985 included)**Placing Tables:**

Overall	Gold	Silver	Bronze	4th	5th	6th	7th	8th
1985	-	-	-	-	1	1	-	-
1987	-	-	1	-	-	-	-	-
1989	1	-	-	-	-	-	-	-
1991	-	1	-	-	-	-	-	1
1995	1	-	1	-	1	-	1	-
1997	1	1	1	-	-	-	-	1
1999	-	1	-	-	1	-	1	-
2001	2	-	-	-	1	-	-	-
2003	-	-	1	1	1	-	-	1
2004	-	-	-	1	-	-	1	1
2006	-	-	1	-	-	1	1	1
2008	-	-	1	-	1	-	1	1
2010	-	1	-	-	1	-	1	-
2012	1	1	-	-	-	-	-	1
Totals	6	5	6	2	7	2	6	7

Men	Gold	Silver	Bronze	4th	5th	6th	7th	8th
1987	-	-	1	-	-	-	-	-
1989	1	-	-	-	-	-	-	-
1991	-	1	-	-	-	-	-	1
1995	1	-	1	-	1	-	-	-
1997	1	1	1	-	-	-	-	1
1999	-	-	-	-	-	-	1	-
2001	1	-	-	-	1	-	-	-
2003	-	-	1	-	-	-	-	-
2004	-	-	-	1	-	-	1	1
2006	-	-	-	-	-	-	1	1
2008	-	-	-	-	-	-	1	1
2010	-	1	-	-	1	-	1	-
2012	1	-	-	-	-	-	-	1
Totals	5	3	4	1	3	-	5	6

Women	Gold	Silver	Bronze	4th	5th	6th	7th	8th
1985	-	-	-	-	1	1	-	-
1995	-	-	-	-	-	-	1	-
1999	-	1	-	-	1	-	-	-
2001	1	-	-	-	-	-	-	-
2003	-	-	-	1	1	-	-	1
2006	-	-	1	-	-	1	-	-
2008	-	-	1	-	1	-	-	-
2012	-	1	-	-	-	-	-	-
Totals	1	2	2	1	4	2	1	1

Medallists:

Men **Saïd Auuita** 3000m: 89-1
 Hammou Boutayeb 3000m: 91-2
Hicham El Guerrouj 1500m: 95-1, 97-1; 3000m: 01-1
 Abdel Kader Hachlaf 1500m: 03-3
 Mahjoub Haïda 800m: 97-2

	Abdalaati Iguider	1500m: 10-2, 12-1
	Brahim Jabbour	3000m: 95-3
	Faouzi Lahbi	800m: 87-3
	Smail Sghir	3000m: 97-3
Women	Mariem Alaoui Selsouli	1500m: 12-2; 3000m: 08-3
	Hasna Benhassi	800m: 06-3; 1500m: 01-1
	Zahra Ouaziz	3000m: 99-2

MAS / Malaysia

Years Entered: 87/91/93/95/97/99/01/03/04/08/10

Best Placings:

Men	Watson Nyambek	60m: 99-7s2
Women	Shanti Govindasamy	200m: 93-4h2
	Josephine Singarayar	400m: 87-4h2

MAW / Malawi

Years Entered: 95/99/03/04/12

Best Placings:

Men	Kondawi Chiwina	800m: 04-6h1
	Moses Kondowe	400m: 99-6h3
Women	Ambwene Simukonda	400m: 12-3h6

MDA / Moldova

Years Entered: 93/95/97/01/03/04/06/08/10/12

Placing Table:

Women	Gold	Silver	Bronze	4th	5th	6th	7th	8th
2001	-	-	-	1	-	-	-	-
Totals	-	-	-	1	-	-	-	-

Best Placings:

Men	Vladimir Letnicov	TJ: 03-9
Women	Olga Bolshova	TJ: 01-4

MDV / Maldives

Years Entered: 99/01/03/04/06/08/10/12

Best Placings:

Men	Azneem Ahmed	60m: 12-4h6
Women	Shamila Abdula Majid	200m: 01-3h2

MEX / Mexico

Years Entered: 85/87/89/93/95/97/99/01/03/04/06/08/12

Placing Tables:

Overall	Gold	Silver	Bronze	4th	5th	6th	7th	8th
1987	-	-	1	-	-	-	-	-
1999	-	-	1	1	-	-	-	-
2006	-	-	-	1=	-	-	-	-
Totals	-	-	2	1+1=	-	-	-	-

Men	Gold	Silver	Bronze	4th	5th	6th	7th	8th
1987	-	-	1	-	-	-	-	-
1999	-	-	1	-	-	-	-	-
2006	-	-	-	1=	-	-	-	-
Totals	-	-	2	1=	-	-	-	-

Women	Gold	Silver	Bronze	4th	5th	6th	7th	8th
1999	-	-	-	1	-	-	-	-
Totals	-	-	-	1	-	-	-	-

Medallists:

Men	Ernesto Canto	5000mW: 87-3
	Alejandro Cárdenas	400m: 99-3
Women	No medals; best placing:	
	Ana Guevara	400m: 99-4

MGL / Mongolia

Years Entered: 95/97/12

Best Placings:

Men	Battulga Achitbileg	60m: 12-3h6
Women	Otgontuya Myadagmaa	800m: 95-6h1

MHL / Marshall Islands

Years Entered: 03/12

Best Placing:

Men	Roman Cress	60m: 12-5h6
Women	No competitors	

MKD / Former Yugoslav Republic of Macedonia

Years Entered: 06/08/12

Best Placings:

Men	Kristijan Efremov	400m: 12-5h4
Women	Aleksandra Vojneska	60m: 06-5h2

MLI / Mali

Years Entered: 93/97/01/03/04/08/10/12

Best Placings:

Men	Moussa Camara	800m: 12-4h3
	Mamoudou Hanne	400m: 08-4h5
Women	Kadiatou Camara	60m: 04-8s3

MLT / Malta

Years Entered: 95/97/01/03/04/06/08/10/12

Best Placings:

Men	Mario Bonello	60m: 97-5h8
	Robert Chircop	60m: 95-5h7
	Rashid Chouhal	60m: 01-5h6
	Darren Gilford	60m: 08-5h6
Women	Céline Pace	200m: 03-3h5

MNT / Montserrat

Years Entered: 93/99

Best Placings:

Men	Kwame Galloway	200m: 99-5h7
	Stephen Lewis	60m: 93-5h1
Women	No competitors	

MON / Monaco

Years Entered: 04/06/08/10/12

Best Placing:

Men Brice Etès 800m: 10-4h1
 Women No competitors

MOZ / Mozambique

Years Entered: 93/95/97/99/01/03/04/06/08

Placing Table:

Women	Gold	Silver	Bronze	4th	5th	6th	7th	8th
1993	1	-	-	-	-	-	-	-
1995	1	-	-	-	-	-	-	-
1997	1	-	-	-	-	-	-	-
1999	-	1	-	-	-	-	-	-
2001	1	-	-	-	-	-	-	-
2003	1	-	-	-	-	-	-	-
2004	1	-	-	-	-	-	-	-
2006	1	-	-	-	-	-	-	-
2008	-	-	1	-	-	-	-	-
Totals	7	1	1	-	-	-	-	-

Medallist:

Men No medals; best placing:
 Amilcar Leal 800m: 01-6h2
 Women **Maria Mutola** 800m: 93-1, 95-1, 97-1, 99-2, 01-1, 03-1, 04-1, 06-1, 08-3

MRI / Mauritius

Years Entered: 87/91/95/97/99/01/03/04/08/12

Best Placings:

Men Jonathan Chimier LJ: 04-16Q
 Women Mary Jane Vincent 60m: 12-7h5

MTN / Mauritania

Years Entered: 95/97/04/12

Best Placings:

Men Mohamed Ould Brahim 200m: 95-5h6
 Mandiaye Seck 400m: 97-5h3
 Women No competitors

MYA / Myanmar

Years Entered: 08/10

Best Placings:

Men Maung Chet 1500m: 08-9h2
 Women Kay Khine Lwin 400m: 10-6h3

NAM / Namibia

Years Entered: 93/99/03/04/08/10/12

Placing Table:

Men	Gold	Silver	Bronze	4th	5th	6th	7th	8th
1993	-	1	-	-	-	-	-	-
1999	1	-	-	-	-	-	-	-
Totals	1	1	-	-	-	-	-	-

Medallist:

Men **Frankie Fredericks** 60m: 93-2; 200m: 99-1
 Women No medals; best placing:
 Agnes Samaria 800m: 03-4s2

NCA / Nicaragua

Years Entered: 95/04/06/10/12

Best Placings:

Men Edgard Cortés 800m: 10-5h2
 Women Maria Auxiliadora Lacayo 60m: 06-7h5
 María Inaly Morazán 60m: 12-7h1

NED / Netherlands

Years Entered: All (1985 included)

Placing Tables:

Overall	Gold	Silver	Bronze	4th	5th	6th	7th	8th
1985	1	-	-	-	1	-	-	-
1987	1	-	1	-	1	2	1	3
1989	2	-	-	-	1	1	-	1
1991	-	-	-	-	2	-	-	-
1993	-	-	-	1	-	1	1	-
1995	-	-	-	-	2	1	-	1
1997	-	-	-	-	1	-	-	-
2001	-	-	1	-	-	-	-	-
2003	-	-	1	-	1	2	-	-
2004	-	-	-	1	-	1	-	-
2006	-	1	-	-	-	-	-	-
2008	-	-	-	1	-	-	-	-
2012	-	-	-	-	-	-	1	-
Totals	4	1	3	3	9	8	3	5

Men	Gold	Silver	Bronze	4th	5th	6th	7th	8th
1985	-	-	-	-	1	-	-	-
1987	-	-	1	-	-	1	-	2
1989	-	-	-	-	1	-	-	1
1991	-	-	-	-	1	-	-	-
1993	-	-	-	1	-	-	-	-
1997	-	-	-	-	1	-	-	-
2001	-	-	1	-	-	-	-	-
2003	-	-	1	-	1	2	-	-
2004	-	-	-	-	-	1	-	-
2008	-	-	-	1	-	-	-	-
2012	-	-	-	-	-	-	1	-
Totals	-	-	3	2	5	4	1	3

Women	Gold	Silver	Bronze	4th	5th	6th	7th	8th
1985	1	-	-	-	-	-	-	-
1987	1	-	-	-	1	1	1	1
1989	2	-	-	-	-	1	-	-
1991	-	-	-	-	1	-	-	-
1993	-	-	-	-	-	1	1	-
1995	-	-	-	-	2	1	-	1
2004	-	-	-	1	-	-	-	-
2006	-	1	-	-	-	-	-	-
Totals	4	1	-	1	4	4	2	2

Medallists:

Men	Rens Blom	PV: 03-3
	Han Kulker	1500m: 87-3
	Patrick van Balkom	200m: 01-3
Women	Nelli Cooman	60m: 87-1, 89-1
	Karin Ruckstuhl	Pen: 06-2
	Elly van Hulst	1500m: 85-1; 3000m: 89-1

NEP / Nepal**Years Entered:** 01/04/10**Best Placing:**

Men	Ram Krishna Chaudhari	60m: 01-5h8
Women	No competitors	

NFI / Norfolk Island**Years Entered:** 01/08/12**Best Placings:**

Men	Dylan Menzies	60m: 01-7h5, 08-7h5
	Dayne O'Hara	60m: 12-7h3
Women	No competitors	

NGR / Nigeria**Years Entered:** 87/91/93/95/97/99/01/03/04/06/08/10/12**Placing Tables:**

Overall	Gold	Silver	Bronze	4th	5th	6th	7th	8th
1987	-	1	-	-	1	1	-	-
1991	-	-	1	-	-	-	-	-
1993	-	1	-	-	-	-	-	-
1995	-	1	-	-	-	-	-	-
1997	1	1	2	1	2	-	-	-
1999	-	2	-	1	2	-	1	-
2001	-	-	-	-	2	-	-	1
2003	-	-	-	-	-	-	-	1
2006	-	-	-	-	1	-	-	-
2008	1	-	-	-	-	2	1	-
2012	-	-	-	-	-	1	-	1
Totals	2	6	3	2	8	4	2	3

Men	Gold	Silver	Bronze	4th	5th	6th	7th	8th
1987	-	1	-	-	-	1	-	-
1991	-	-	1	-	-	-	-	-
1993	-	1	-	-	-	-	-	-
1995	-	1	-	-	-	-	-	-
1997	1	-	2	-	-	-	-	-
1999	-	-	-	1	1	-	-	-
2001	-	-	-	-	1	-	-	-
2003	-	-	-	-	-	-	-	1
2006	-	-	-	-	1	-	-	-
2008	1	-	-	-	-	1	-	-
Totals	2	3	3	1	3	2	-	1

Women	Gold	Silver	Bronze	4th	5th	6th	7th	8th
1987	-	-	-	-	1	-	-	-
1997	-	1	-	1	2	-	-	-
1999	-	2	-	-	1	-	1	-
2001	-	-	-	-	1	-	-	1
2008	-	-	-	-	-	1	1	-
2012	-	-	-	-	-	1	-	1
Totals	-	3	-	1	5	2	2	2

Medallists:

Men	Sunday Bada	400m: 93-2, 95-2, 97-1
	Paul Emordi	LJ: 87-2
	Davidson Ezinwa	60m: 97-3
	Olusoji Fasuba	60m: 08-1
	Chidi Imoh	60m: 91-3
	Francis Obikwelu	200m: 97-3
Women	Chioma Ajunwa	LJ: 97-2
	Glory Alozie	60mH: 99-2
	Falilat Ogunkoya	400m: 99-2

NIG / Niger**Years Entered:** 95/01/10**Best Placing:**

Men	Mamane Yacouba	60m: 10-6h5
Women	No competitors	

NMI / Northern Mariana Islands**Years Entered:** 03/06/10/12**Best Placings:**

Men	Tyrone Omar	60m: 06-7h4
Women	Yvette Bennett	60m: 10-7h1

NOR / Norway**Years Entered:** 85/87/89/91/93/95/97/06/08/10/12**Placing Tables:**

Overall	Gold	Silver	Bronze	4th	5th	6th	7th	8th
1985	-	-	-	-	-	-	-	2
1987	-	-	-	-	1	-	-	-
1989	-	-	1	-	-	-	-	-
1991	-	-	-	-	1	-	-	-
1995	1	-	-	2	-	-	-	-
1997	-	-	1	-	-	-	2	1=
Totals	1	-	2	2	2	-	2	2+1=

Men	Gold	Silver	Bronze	4th	5th	6th	7th	8th
1985	-	-	-	-	-	-	-	1
1987	-	-	-	-	1	-	-	-
1989	-	-	1	-	-	-	-	-
1991	-	-	-	-	1	-	-	-
1995	1	-	-	2	-	-	-	-
1997	-	-	-	-	-	-	2	1=
Totals	1	-	1	2	2	-	2	1+1=

Women	Gold	Silver	Bronze	4th	5th	6th	7th	8th
1985	-	-	-	-	-	-	-	1
1997	-	-	1	-	-	-	-	-
Totals	-	-	1	-	-	-	-	1

Medallists:

Men	Georg Andersen	SP: 89-3
	Geir Moen	200m: 95-1
Women	Hanne Haugland	HJ: 97-3

NRU / Nauru**Years Entered:** 03/06/08/10/12

Best Placings:

Men	Jay Jay Capelle	60m: 03-8h7
	Quaski Itaia	60m: 10-8h3
	Joshua Jeremiah	60m: 12-8h4
	Rikko Thoma	60m: 06-8h4
Women	Mystique Jones	60m: 08-6h4

NZL / New Zealand

Years Entered: 85/87/91/93/95/97/99/01/03/04/08/10/12

Placing Tables:

Overall	Gold	Silver	Bronze	4th	5th	6th	7th	8th
1985	-	-	1	1	1	1	-	-
1995	-	-	-	-	-	1	-	-
1997	-	-	-	-	1	-	-	-
2008	1	-	-	-	-	1	-	-
2010	-	1	-	-	-	-	-	-
2012	1	-	-	-	-	-	-	-
Totals	2	1	1	1	2	3	-	-

Men	Gold	Silver	Bronze	4th	5th	6th	7th	8th
1995	-	-	-	-	-	1	-	-
Totals	-	-	-	-	-	1	-	-

Women	Gold	Silver	Bronze	4th	5th	6th	7th	8th
1985	-	-	1	1	1	1	-	-
1997	-	-	-	-	1	-	-	-
2008	1	-	-	-	-	1	-	-
2010	-	1	-	-	-	-	-	-
2012	1	-	-	-	-	-	-	-
Totals	2	1	1	1	2	2	-	-

Medallists:

Men	No medals; best placing:	
	Gus Nketia	60m: 95-6
Women	Valerie Adams/Vili	SP: 08-1, 10-2, 12-1
	Kim Robertson	200m: 85-3

OMA / Oman

Years Entered: 95/99/01/04/10/12

Best Placing:

Men	Barakat Al-Harathi	60m: 10-5s1
Women	No competitors	

PAK / Pakistan

Years Entered: 91/95/97/01/03/04/06/12

Best Placings:

Men	Muhammad Amin	400m: 95-5h5
	Imran Khan	60m: 12-5h8
	Nadir Khan	800m: 91-5h3
Women	Rabia Ashiq	800m: 12-6h2
	Erum Khanum	400m: 97-6h2

PAN / Panama

Years Entered: 87/95/01/03/06/10/12

Placing Table:

Men	Gold	Silver	Bronze	4th	5th	6th	7th	8th
2006	-	1	-	-	-	-	-	-
Totals	-	1	-	-	-	-	-	-

Medallist:

Men	Irving Saladino	LJ: 06-2
Women	No medals; best placing:	
	Cecilia Núñez	200m: 87-4h4

PAR / Paraguay

Years Entered: 87/91/93/95/97/01/03/04/06/08/10/12

Best Placings:

Men	Adrian Ferreira	60m: 08-4h7
Women	Lilian López	1500m: 95-9

PER / Peru

Years Entered: 85/87/91/95/97/03/04/06/12

Best Placings:

Men	Luis Tristán	LJ: 06-15Q
Women	Ena Guevara	3000m: 87-10

PHI / Philippines

Years Entered: 85/87/89/93/95/97/99/01/03/04/10/12

Best Placings:

Men	Romeo Gido	400m: 89-4h2
	Isidro del Prado	400m: 85-4h5
Women	Elma Muros	60m: 85-4h3, 97-4h1

PLE / Palestine

Years Entered: 85/01/03/04/06/10/12

Best Placings:

Men	Abdel Salam Al-Dabaji	800m: 04-4h5
Women	Woroud Sawalha	800m: 12-5h1

PLW / Palau

Years Entered: 04/06/08/10/12

Best Placings:

Men	Russel Roman	200m: 04-4h6
Women	Colleen Gibbons	60m: 12-8h5

PNG / Papua New Guinea

Years Entered: 95/97/99/01/03/04/10/12

Best Placings:

Men	Wala Gime	400m: 12-4h1
	Peter Pulu	60m: 01-4h1
Women	Sharon Kwarula	400m: 12-5h1

POL / Poland

Years Entered: All (1985 included)

Placing Tables:

Overall	Gold	Silver	Bronze	4th	5th	6th	7th	8th
1985	-	-	1=	1+1=	1	-	2	1
1987	-	-	-	-	1	1	-	-
1989	-	-	-	1	-	2	1	1
1991	-	1	-	-	-	1=	-	-
1993	-	2	-	1	-	-	-	-
1997	-	-	2	2	-	1=	-	-
1999	1	2	2	-	1	-	-	-
2001	1	-	-	-	-	2	-	2
2003	-	-	2	-	-	1=	-	-
2004	-	-	-	3	1+1=	1	1	1
2006	-	2	1	2	-	2	-	1
2008	-	-	1+1=	1	-	3	1	-
2010	-	-	2	2	-	1	-	-
2012	-	-	1	1+1=	-	2	1	1
Totals	2	7	11+2=	14+2=	4+1=	14+3=	6	7

Men	Gold	Silver	Bronze	4th	5th	6th	7th	8th
1985	-	-	-	1+1=	1	-	2	-
1987	-	-	-	-	1	-	-	-
1989	-	-	-	1	-	1	1	-
1991	-	1	-	-	-	-	-	-
1993	-	1	-	-	-	-	-	-
1997	-	-	-	1	-	1=	-	-
1999	1	1	-	-	1	-	-	-
2001	1	-	-	-	-	1	-	-
2003	-	-	1	-	-	-	-	-
2004	-	-	-	1	1	1	-	-
2006	-	1	-	-	-	1	-	1
2008	-	-	1	1	-	-	1	-
2010	-	-	1	1	-	-	-	-
2012	-	-	1	1	-	1	-	1
Totals	2	4	4	7+1=	4	5+1=	4	2

Women	Gold	Silver	Bronze	4th	5th	6th	7th	8th
1985	-	-	1=	-	-	-	-	1
1987	-	-	-	-	-	1	-	-
1989	-	-	-	-	-	1	-	1
1991	-	-	-	-	-	1=	-	-
1993	-	1	-	1	-	-	-	-
1997	-	-	2	1	-	-	-	-
1999	-	1	2	-	-	-	-	-
2001	-	-	-	-	-	1	-	2
2003	-	-	1	-	-	1=	-	-
2004	-	-	-	2	1=	-	1	1
2006	-	1	1	2	-	1	-	-
2008	-	-	1=	-	-	3	-	-
2010	-	-	1	1	-	1	-	-
2012	-	-	-	1=	-	1	1	-
Totals	-	3	7+2=	7+1=	1=	9+2=	2	5

Medallists:

Men		
	Jacek Bocian	4x400mR: 99-2, 01-1
	Sebastian Chmara	Hep: 99-1
	Daniel Dabrowski	4x400mR: 06-2
	Artur Gasiewski	4x400mR: 03-3 (ran ht)
	Piotr Haczek	4x400mR: 99-2, 01-1
	Piotr Kędzia	4x400mR: 06-2 (ran ht)
	Piotr Klimczak	4x400mR: 06-2
	Robert Korzeniowski	5000mW: 93-2
	Adam Kszczot	800m: 10-3
	Robert Maćkowiak	4x400mR: 99-2, 01-1
	Tomasz Majewski	SP: 08-3, 12-3
	Marcin Marciniszyn	4x400mR: 03-3, 06-2
	Artur Partyka	HJ: 91-2

Marek Plawgo	4x400mR: 03-3
Pawel Ptak	4x400mR: 06-2 (ran ht)
Piotr Rysiukiewicz	4x400mR: 99-2, 01-1, 03-3 (ran ht)
Rafal Wieruszewski	4x400mR: 03-3, 06-2
Grzegorz Zajackowski	4x400mR: 03-3
Danuta Bułkowska	HJ: 85-3=
Agata Karczmarek	LJ: 97-3
Lidia Chojecka	1500m: 97-3, 99-3; 3000m: 06-3
Monika Pyrek	PV: 03-3, 08-3=
Anna Rogowska	PV: 06-2, 10-3
Urszula Włodarczyk	Pen: 93-2, 99-3
Krystyna Zabawska	SP: 99-2

POR / Portugal

Years Entered: 85/89/91/93/95/97/99/01/03/04/06/08/10/12

Placing Tables:

Overall	Gold	Silver	Bronze	4th	5th	6th	7th	8th
1985	1	-	-	1	-	-	-	-
1991	-	-	1	1	1	-	-	-
1993	-	-	-	-	-	-	3	-
1995	-	1	-	1	-	-	-	-
1997	-	-	1	2	-	-	-	-
1999	-	-	-	-	1	-	-	-
2001	1	-	1	1	-	-	1	-
2003	-	-	-	-	1	-	-	-
2004	1	1	-	-	-	1	-	-
2006	-	1	-	-	-	1	-	1
2008	1	-	1	-	-	-	-	1
2010	-	1	-	-	1	-	1	-
Totals	4	4	4	6	4	2	5	2

Men	Gold	Silver	Bronze	4th	5th	6th	7th	8th
1985	1	-	-	1	-	-	-	-
1991	-	-	1	-	-	-	-	-
1993	-	-	-	-	-	-	1	-
1995	-	-	-	1	-	-	-	-
1999	-	-	-	-	1	-	-	-
2001	1	-	1	-	-	-	1	-
2004	-	1	-	-	-	1	-	-
2006	-	-	-	-	-	1	-	-
2008	-	-	1	-	-	-	-	-
Totals	2	1	3	2	1	2	2	-

Women	Gold	Silver	Bronze	4th	5th	6th	7th	8th
1991	-	-	-	1	1	-	-	-
1993	-	-	-	-	-	-	2	-
1995	-	1	-	-	-	-	-	-
1997	-	-	1	2	-	-	-	-
2001	-	-	-	1	-	-	-	-
2003	-	-	-	-	1	-	-	-
2004	1	-	-	-	-	-	-	-
2006	-	1	-	-	-	-	-	1
2008	1	-	-	-	-	-	-	1
2010	-	1	-	-	1	-	1	-
Totals	2	3	1	4	3	-	3	2

Medallists:

Men		
	Carlos Calado	LJ: 01-3
	João Campos	3000m: 85-1
	Rui Silva	1500m: 01-1; 3000m: 04-2
	Mário da Silva	1500m: 91-3
	Nelson Évora	TJ: 08-3
Women	Naide Gomes	LJ: 06-2, 08-1, 10-2; Pen: 04-1
	Fernanda Ribeiro	3000m: 97-3
	Carla Sacramento	1500m: 95-2

PUR / Puerto Rico

Years Entered: 85/93/95/97/01/03/04/06/08/10/12

Best Placings:

Men	Allen Simms	TJ: 06-11Q
Women	Lysaira del Valle	800m: 08-5h3

PYF / Polynesia Francaise (TAH / Tahiti up to 2001)

Years Entered: 95/06/08/12

Best Placings:

Men	Raihau Maiiau	60m: 12-4h2
	Isaac Yaya	400m: 06-4h3
Women	Terani Faremiro	60m: 12-6h7

QAT / Qatar

Years Entered: 85/93/95/97/04/06/08/10/12

Placing Table:

Men	Gold	Silver	Bronze	4th	5th	6th	7th	8th
1993	-	-	1	-	-	-	-	-
1995	-	-	-	1	-	-	-	-
2006	-	1	-	-	-	-	-	-
2010	-	-	-	-	1	-	-	1
Totals	-	1	1	1	1	-	-	1

Medallists:

Men	Talal Mansour	60m: 93-3
	Saif Saaeed Shaheen	3000m: 06-2
Women	No competitors	

ROU / Romania

Years Entered: All (1985 included)

Placing Tables:

Overall	Gold	Silver	Bronze	4th	5th	6th	7th	8th
1985	1	1	1	1	1	-	-	-
1987	1	-	1	1	1+1=	-	2	-
1989	1	1	1	1	2	-	-	-
1991	-	2	3	1	1	2+1=	1	-
1993	2	2	-	1	2	2	1	1
1995	1	-	-	-	2	-	1	1
1997	1	-	-	2	-	1	-	-
1999	3	1	-	1	2	1	-	1
2001	-	2	-	-	-	1	-	2
2003	-	-	-	-	-	1	-	3
2004	-	-	1	2+1=	1	-	1	1
2006	-	-	-	2	-	1	-	-
2008	-	-	-	1	2	-	-	-
2012	-	-	-	1	-	-	2	-
Totals	10	9	7	14+1=	14+1=	9+1=	8	9

Men	Gold	Silver	Bronze	4th	5th	6th	7th	8th
1985	-	-	-	1	-	-	-	-
1987	-	-	-	-	1=	-	-	-
1991	-	-	-	-	1	1=	1	-
1993	-	-	-	-	1	1	1	-
1995	-	-	-	-	1	-	-	-
1999	-	-	-	-	1	1	-	1

2003	-	-	-	-	-	-	-	1
2004	-	-	-	1+1=	1	-	-	-
2006	-	-	-	2	-	-	-	-
Totals	-	-	-	4+1=	5+1=	2+1=	2	2

Women	Gold	Silver	Bronze	4th	5th	6th	7th	8th
1985	1	1	1	-	1	-	-	-
1987	1	-	1	1	1	-	2	-
1989	1	1	1	1	2	-	-	-
1991	-	2	3	1	-	2	-	-
1993	2	2	-	1	1	1	-	1
1995	1	-	-	-	1	-	1	1
1997	1	-	-	2	-	1	-	-
1999	3	1	-	1	1	-	-	-
2001	-	2	-	-	-	1	-	2
2003	-	-	-	-	-	1	-	2
2004	-	-	1	1	-	-	1	1
2006	-	-	-	-	-	1	-	-
2008	-	-	-	1	2	-	-	-
2012	-	-	-	1	-	-	2	-
Totals	10	9	7	10	9	7	6	7

Medallists:

Men	No medals; best placings:	
	Petru Drăgoescu	800m: 85-4
	Gheorghe Gușet	SP: 06-4
	Marian Oprea	TJ: 06-4
	Bogdan Țăruș	LJ: 04-4
	Ștefan Vasilache	HJ: 04-4=
Women	Tudorita Chidu	1500m: 91-3
	Cristieana Cojocaru	800m: 85-1
	Marieta Ilcu	LJ: 89-2, 91-3, 93-1
	Margareta Keszeg	3000m: 89-3, 91-2, 93-2
	Ella Kovacs	800m: 91-3
	Fița Lovin	1500m: 85-2
	Ionela Tirlea	200m: 99-1; 4x400mR: 04-3
	Doina Melinte	1500m: 87-1, 89-1
	Angela Moroșanu	4x400mR: 04-3
	Liliana Nastase	Pen: 93-1
	Maricica Puică	3000m: 87-3
	Maria Rus	4x400mR: 04-3
	Alina Rîpanu	4x400mR: 04-3
	Maria Simeanu	800m: 85-3
	Gabriela Szabo	1500m: 99-1; 3000m: 95-1, 97-1, 99-1, 01-2
	Violeta Szekely	800m: 91-2; 1500m: 93-2, 99-2, 01-2

RSA / South Africa

Years Entered: 93/95/97/99/01/03/04/06/08/10/12

Placing Tables:

Overall	Gold	Silver	Bronze	4th	5th	6th	7th	8th
1995	-	-	1=	-	-	-	-	-
1997	-	-	-	1	-	1	-	-
1999	1	-	-	-	-	-	-	-
2001	-	1	1	-	-	-	1	-
2003	-	-	-	-	-	-	-	1
2004	1	-	-	-	-	-	-	-
2006	-	1	-	-	1	-	-	-
2008	1	1	-	-	-	-	-	1
2010	-	1	-	-	-	1	-	1
2012	-	-	-	-	-	-	1	-
Totals	3	4	1+1=	1	1	2	2	3

Men	Gold	Silver	Bronze	4th	5th	6th	7th	8th
1995	-	-	1=	-	-	-	-	-
1997	-	-	-	1	-	1	-	-
1999	1	-	-	-	-	-	-	-
2001	-	1	1	-	-	-	1	-

2003	-	-	-	-	-	-	-	1
2004	1	-	-	-	-	-	-	-
2006	-	1	-	-	1	-	-	-
2008	1	1	-	-	-	-	-	-
2010	-	1	-	-	-	1	-	-
2012	-	-	-	-	-	-	1	-
Totals	3	4	1+1=	1	1	2	2	1

Women	Gold	Silver	Bronze	4th	5th	6th	7th	8th
2008	-	-	-	-	-	-	-	1
2010	-	-	-	-	-	-	-	1
Totals	-	-	-	-	-	-	-	2

Medallists:

Men	Johan Botha	800m: 99-1, 01-2
	Shaun Bownes	60mH: 01-3
	Okkert Brits	PV: 95-3=
	Khotso Mokoena	LJ: 08-1, 10-2
	Mbulaeni Mulaudzi	800m: 04-1, 06-2, 08-2
Women	No medals; best placing:	
	Janice Josephs	LJ: 08-8
	René Kalmer	3000m: 10-8

RUS / Russia

Years Entered: 93/95/97/99/01/03/04/06/08/10/12

Placing Tables:

Overall	Gold	Silver	Bronze	4th	5th	6th	7th	8th
1993	6	4	3	6	2	-	1	-
1995	5	2	3	2	4	-	1=	-
1997	3	1	4	1	2	6	1	-
1999	3	3	1	2	1	4	3	2
2001	4	5+1=	5	1+1=	3	1	3	1
2003	5	5	2	4	2	2	1	-
2004	8	6	4	-	1	5	2	-
2006	7	5	6	2	6	5	2	-
2008	4	3	2+1=	1	6	1	4	3
2010	2	4	3	5	1	1+1=	1	2
2012	1	2+1=	5	3+1=	3	2	1	2
Totals	48	40+2=	38+1=	27+2=	31	27+1=	19+1=	10

Men	Gold	Silver	Bronze	4th	5th	6th	7th	8th
1993	2	-	1	2	-	-	1	-
1995	-	-	1	-	1	-	1=	-
1997	-	1	2	1	-	1	-	-
1999	-	1	-	-	-	1	1	-
2001	1	1	1	1=	-	-	2	1
2003	-	2	-	1	-	1	1	-
2004	1	2	2	-	-	1	2	-
2006	1	2	3	-	2	2	2	-
2008	1	1	1=	1	2	1	-	2
2010	1	1	1	1	-	1=	-	1
2012	-	1	4	2	2	-	-	1
Totals	7	12	15+1=	8+1=	7	7+1=	9+1=	5

Women	Gold	Silver	Bronze	4th	5th	6th	7th	8th
1993	4	4	2	4	2	-	-	-
1995	5	2	2	2	3	-	-	-
1997	3	-	2	-	2	5	1	-
1999	3	2	1	2	1	3	2	2
2001	3	4+1=	4	1	3	1	1	-
2003	5	3	2	3	2	1	-	-
2004	7	4	2	-	1	4	-	-
2006	6	3	3	2	4	3	-	-
2008	3	2	2	-	4	-	4	1
2010	1	3	2	4	1	1	1	1
2012	1	1+1=	1	1+1=	1	2	1	1
Totals	41	28+2=	23	19+1=	24	20	10	5

Medallists:

Men	Lyukman Adams	TJ: 12-3
	Aleksandr Aseledchenko	TJ: 97-3
	Yevgeniy Borisov	60mH: 08-3=
	Yuriy Borzakovskiy	800m: 01-1, 06-3
	Aleksandr Derevyagin	4x400mR: 06-3
	Aleksey Drozdov	Hep: 10-3
	Dmitriy Forshev	4x400mR: 01-2 (ran ht), 04-2
	Rodion Gataullin	PV: 93-1
	Boris Gorban	4x400mR: 01-2, 04-2
	Aleksandr Ladeyshchikov	4x400mR: 01-2
	Yevgeniy Lebedev	4x400mR: 06-3
	Lev Lobodin	Hep: 01-3, 03-2, 04-3
	Artyom Lukyanenko	Hep: 12-3
	Yevgeniy Lukyanenko	PV: 08-1
	Ruslan Mashchenko	4x400mR: 01-2
	Aleksandr Menkov	LJ: 12-3
	Mikhail Orlov	5000mW: 93-3
	Igor Pavlov	PV: 04-1
	Dmitriy Petrov	4x400mR: 06-3
	Andrey Polukeyev	4x400mR: 06-3 (ran ht)
	Andrey Rudnitskiy	4x400mR: 04-2
	Yaroslav Rybakov	HJ: 03-2, 04-2, 06-1, 08-2, 10-2
	Andrey Semyonov	4x400mR: 01-2
	Mikhail Shchennikov	5000mW: 93-1
	Vitaliy Shkurlatov	LJ: 04-3
	Andrey Silnov	HJ: 12-2
	Pavel Sofin	SP: 06-3
	Kirill Sosunov	LJ: 97-2
	Konstantin Svechkar	4x400mR: 06-3
	Maksim Tarasov	PV: 97-3
	Andrey Tereshin	HJ: 06-2
	Ivan Ukhov	HJ: 10-1, 12-3
	Aleksandr Usov	4x400mR: 04-2
	Mikhail Vdovin	400m: 95-3
	Vyacheslav Voronin	HJ: 99-2
	Andrey Yepishin	60m: 06-2
Women	Yelena Afanasyeva	800m: 95-2
	Tatyana Alekseyeva	400m: 93-2; 4x400mR: 97-1
	Natalya Antyukh	4x400mR: 03-1, 04-1 (ran ht), 06-1
	Yekaterina Bakhvalova	4x400mR: 97-1 (ran ht)
	Irina Belova	Pen: 99-2
	Anna Bogdanova	Pen: 08-3
	Tatyana Chebykina	4x400mR: 95-1, 97-1, 99-1
	Yolanda Chen	TJ: 93-2, 95-1
	Tatyana Chernova	Pen: 10-3
	Anna Chicherova	HJ: 03-3, 04-2, 12-2=
	Yuliya Chizhenko	1500m: 06-1
	Aleksandra Fedoriva	400m: 12-2; 4x400mR: 12-3
	Svetlana Feofanova	PV: 01-2=, 03-1, 04-3, 06-3, 10-2
	Tatyana Firova	400m: 10-2; 4x400mR: 10-2
	Lyudmila Galkina	LJ: 95-1
	Svetlana Goncharenko	200m: 97-3, 99-2, 04-2; 4x400mR: 95-1, 97-1, 99-1
	Natalya Gorelova	1500m: 01-3
	Yuliya Gushchina	4x400mR: 06-1 (ran ht), 08-1, 12-3
	Yelena Isinbaeva	PV: 03-2, 04-1, 06-1, 08-1, 12-1
	Anastasiya Kapachinskaya	200m: 03-2
	Marina Karnaukhchenko	4x400mR: 12-3
	Irina Korzhanenko	SP: 97-3, 03-1
	Olga Kotlyarova	400m: 01-2; 4x400mR: 97-1, 99-1, 01-1, 04-1
	Tatyana Kotova	LJ: 99-1, 01-2, 03-1, 04-2
	Olesya Krasnomovets	400m: 04-2, 06-1; 4x400mR: 04-1, 06-1

Svetlana Krivelyova SP: 93-1, 99-1, 01-3, 04-1
Yekaterina Kulikova 4x400mR: 95-1
Inna Lasovskaya TJ: 93-3, 97-1
Tatyana Lebedeva LJ: 04-1; TJ: 01-2, 04-1, 06-1
 Olga Levenkova Pen: 06-3
Tatyana Levina 4x400mR: 04-1, 06-1, 08-1
 Svetlana Masterkova 800m: 93-2
Svetlana Moskalets Pen: 95-1
 Irina Mushailova LJ: 95-2
Natalya Nazarova 400m: 03-1, 04-1, 08-2;
 4x400mR: 99-1, 03-1, 04-1,
 06-1, 08-1, 10-2

Yelena Nikolayeva 3000mW: 93-1
Yuliya Pechonkina 4x400mR: 01-1, 03-1
Larisa Peleshenko SP: 01-1
Yekaterina Podkopayeva 1500m: 93-1, 97-1
 Svetlana Pospelova 4x400mR: 10-2
Irina Privalova 60m: 93-2; 200m: 93-1;
 400m: 95-1
 Yelena Prokhorova Pen: 01-2
 Anna Pyatykh TJ: 06-2, 10-3
 Yekaterina Rozenberg 1500m: 03-3
Yelena Ruzina 4x400mR: 95-1
 Olga Ryabinkina SP: 06-3
 Gulnara Samitova 1500m: 04-3
Mariya Savinova 800m: 10-1
Natalya Sharova 4x400mR: 97-1 (ran ht)
 Liliya Shobukhova 3000m: 06-2
 Irina Simagina LJ: 08-3
Yelena Slesarenko HJ: 04-1, 06-1, 08-2
 Yelena Soboleva 1500m: 06-2
Yuliya Sotnikova 4x400mR: 01-1
 Natalya Tsyganova 800m: 99-3
 Irina Tyukhay Pen: 95-3
 Kseniya Ustalova 4x400mR: 12-3
 Ksenia Vdovina 4x400mR: 10-2
Tatyana Veshkurova 4x400mR: 06-1 (ran ht)
 Natalya Voronova 200m: 93-3, 95-3
Olga Yegorova 3000m: 01-1
 Yelena Yelesina HJ: 03-2
 Yelena Zadorozhnaya 3000m: 01-3
Olesya Zykina 400m: 01-3, 08-1;
 4x400mR: 01-1, 03-1, 04-1
 (ran ht), 08-1

(See also URS / USSR)

RWA / Rwanda

Years Entered: 91/97/99/06/08/12

Placing Table:

Men	Gold	Silver	Bronze	4th	5th	6th	7th	8th
1991	-	-	-	-	-	-	-	1
Totals	-	-	-	-	-	-	-	1

Best Placings:

Men Mathias Ntawulikura 3000m: 91-8
 Women Claudette Mukasakindi 3000m: 12-10h1

SAM / Samoa

Years Entered: 95/01/03/04/06/08/10/12

Best Placings:

Men Emanuele Fuamatu SP: 12-22Q
 Women No competitors

SCG / Serbia & Montenegro

Years Entered: 04/06

Best Placings:

Men Miroslav Novakovic 60mH: 06-7h2
 Women Elvira Pančić 60m: 04-6h1

SEN / Senegal

Years Entered: 85/87/91/93/95/97/01/03/04/06/08/10/12

Placing Tables:

Overall	Gold	Silver	Bronze	4th	5th	6th	7th	8th
1985	-	-	-	1	-	-	-	-
1987	-	-	-	-	-	-	1	-
2003	-	-	1	-	-	-	-	-
2010	-	-	-	-	-	1	-	-
2012	-	-	-	-	1	-	-	-
Totals	-	-	1	1	1	1	1	-

Men	Gold	Silver	Bronze	4th	5th	6th	7th	8th
1985	-	-	-	1	-	-	-	-
1987	-	-	-	-	-	-	1	-
2010	-	-	-	-	-	1	-	-
2012	-	-	-	-	1	-	-	-
Totals	-	-	-	1	1	1	1	-

Women	Gold	Silver	Bronze	4th	5th	6th	7th	8th
2003	-	-	1	-	-	-	-	-
Totals	-	-	1	-	-	-	-	-

Medallist:

Men No medals; best placing:
 Amadou Dia Bâ 400m: 85-4
 Women Kéné Ndoye TJ: 03-3

SEY / Seychelles

Years Entered: 87/95/01/04/06/08/10/12

Best Placings:

Men Cyril Brioche 60m: 87-3h1
 Women Beryl Laramé LJ: 95-21Q

SIN / Singapore

Years Entered: 99/06/08/10/12

Best Placings:

Men Gary Yeo Foo Ee 60m: 12-8s2
 Women Amanda Choo Sze Min 60m: 08-7h5

SKN / Saint Kitts and Nevis

Years Entered: 87/03/04/08/10/12

Placing Table:

Men	Gold	Silver	Bronze	4th	5th	6th	7th	8th
2003	-	1	-	-	-	-	-	-
2008	-	1=	-	-	-	-	-	-
Totals	-	1+1=	-	-	-	-	-	-

Medallist:

Men Kim Collins 60m: 03-2, 08-2=

Women No medals; best placings:
 Diane Dunrod 60m: 87-dns/s1
 Tiandra Ponteen 400m: 12-dnf/s2

SLE / Sierra Leone

Years Entered: 91/93/95/97/99/01/04/08/10/12

Placing Table:

Women	Gold	Silver	Bronze	4th	5th	6th	7th	8th
1997	-	-	-	-	-	1	-	-
Totals	-	-	-	-	-	1	-	-

Best Placings:

Men Ibrahim Kabia 60m: 10-6h2
 Women Eunice Barber Pen: 97-6

SLO / Slovenia

Years Entered: 93/95/97/99/01/03/04/06/08/10/12

Placing Tables:

Overall	Gold	Silver	Bronze	4th	5th	6th	7th	8th
1993	-	-	-	-	-	-	1	-
1995	-	1	1	-	-	-	-	-
1997	-	-	-	-	-	-	1	-
1999	-	-	-	2	-	-	-	-
2001	-	-	-	-	-	2	1	1
2003	-	-	1	2	-	-	-	-
2004	-	1	-	-	1	-	-	1
2006	-	-	-	1	-	-	-	-
2008	-	-	1	-	-	-	-	-
Totals	-	2	3	5	1	2	3	2

Men	Gold	Silver	Bronze	4th	5th	6th	7th	8th
1997	-	-	-	-	-	-	1	-
1999	-	-	-	1	-	-	-	-
2003	-	-	-	1	-	-	-	-
2004	-	-	-	-	1	-	-	1
2006	-	-	-	1	-	-	-	-
Totals	-	-	-	3	1	-	1	1

Women	Gold	Silver	Bronze	4th	5th	6th	7th	8th
1993	-	-	-	-	-	-	1	-
1995	-	1	1	-	-	-	-	-
1999	-	-	-	1	-	-	-	-
2001	-	-	-	-	-	2	1	1
2003	-	-	1	1	-	-	-	-
2004	-	1	-	-	-	-	-	-
2008	-	-	1	-	-	-	-	-
Totals	-	2	3	2	-	2	2	1

Medallists:

Men No medals; best placings:
 Gregor Cankar LJ: 99-4
 Matic Osovnikar 60m: 06-4; 200m: 03-4

Women Britta Bilač HJ: 95-2
 Brigita Bukovec 60mH: 95-3
 Jolanda Čeplak 800m: 04-2
 Merlene Ottey 60m: 03-3
 Marija Šestak TJ: 08-3

(See also YUG / Yugoslavia)

SMR / San Marino

Years Entered: 89/91/95/01/03/04/06/08/10/12

Best Placings:

Men Antonio Pazzaglia HJ: 95-20Q
 Women Gloria Gatti 60m: 01-5h3
 Martina Pretelli 60m: 12-5h6
 Sara Rossini 60m: 89-5h2

SOL / Solomon Islands

Years Entered: 99/01/03/04/06/08/10/12

Best Placings:

Men Chris Walasi 200m: 04-4h3
 Women Pauline Kwalea 60m: 12-8h2

SRB / Serbia

Years Entered: 08/10/12

Placing Table:

Men	Gold	Silver	Bronze	4th	5th	6th	7th	8th
2008	-	-	-	-	-	1=	-	-
Totals	-	-	-	-	-	1=	-	-

Best Placings:

Men Dragutin Topić HJ: 08-6=
 Women Biljana Topić TJ: 08-12Q

SRI / Sri Lanka

Years Entered: 01/03/10

Placing Table:

Women	Gold	Silver	Bronze	4th	5th	6th	7th	8th
2001	-	-	-	1	-	-	-	-
Totals	-	-	-	1	-	-	-	-

Best Placings:

Men Rohan Pradeep Kumara 400m: 01-4h3
 Women Susanthika Jayasinghe 200m: 01-4

STP / DR of São Tomé and Príncipe

Years Entered: 01/03/04/10

Best Placings:

Men Arlindo Pinheiro 60mH: 03-7h2, 04-7h2
 Women Gloria Diogo 60m: 10-7h4

SUD / Sudan

Years Entered: 85/95/01/04/06/08/10/12

Placing Tables:

Overall	Gold	Silver	Bronze	4th	5th	6th	7th	8th
2004	-	1	-	-	-	-	-	-
2006	-	-	1	-	-	-	-	-
2008	1	-	-	-	1	-	-	-
2010	1	-	-	1	-	-	-	-
Totals	2	1	1	1	1	-	-	-

Men	Gold	Silver	Bronze	4th	5th	6th	7th	8th
2008	1	-	-	-	-	-	-	-
2010	1	-	-	1	-	-	-	-
Totals	2	-	-	1	-	-	-	-

Women	Gold	Silver	Bronze	4th	5th	6th	7th	8th
2004	-	1	-	-	-	-	-	-
2006	-	-	1	-	-	-	-	-
2008	-	-	-	-	1	-	-	-
Totals	-	1	1	-	1	-	-	-

Medallists:

Men	Abubaker Kaki	800m: 08-1, 10-1
Women	Yamilé Aldama	TJ: 04-2, 06-3

SUI / Switzerland

Years Entered: All (1985 included)

Placing Tables:

Overall	Gold	Silver	Bronze	4th	5th	6th	7th	8th
1987	-	1	-	1	1=	1	-	-
1991	1	-	1	-	-	-	-	-
1993	1	-	1	-	-	-	-	-
2001	-	-	1	-	-	-	-	-
2004	-	-	-	1	-	-	-	-
2012	-	-	-	-	-	-	-	1
Totals	2	1	3	2	1=	1	-	1

Men	Gold	Silver	Bronze	4th	5th	6th	7th	8th
1987	-	1	-	-	1=	-	-	-
1991	1	-	-	-	-	-	-	-
2001	-	-	1	-	-	-	-	-
2004	-	-	-	1	-	-	-	-
Totals	1	1	1	1	1=	-	-	-

Women	Gold	Silver	Bronze	4th	5th	6th	7th	8th
1987	-	-	-	1	-	1	-	-
1991	-	-	1	-	-	-	-	-
1993	1	-	1	-	-	-	-	-
2012	-	-	-	-	-	-	-	1
Totals	1	-	2	1	-	1	-	1

Medallists:

Men	André Bucher	800m: 01-3
	Werner Günthör	SP: 87-2, 91-1
Women	Julie Baumann	60mH: 93-1
	Sandra Gasser	1500m: 93-3
	Anita Protti	400m: 91-3

SUR / Surinam

Years Entered: 95/97/99/03

Placing Table:

Women	Gold	Silver	Bronze	4th	5th	6th	7th	8th
1995	-	-	1	-	-	-	-	-
1997	-	-	-	1	-	-	-	-
Totals	-	-	1	1	-	-	-	-

Medallist:

Men	No medals; best placing:	
	Tommy Asinga	800m: 95-4h3
Women	Letitia Vriesde	800m: 95-3

SVK / Slovak Republic

Years Entered: 93/95/97/99/01/03/04/06/08/10/12

Placing Tables:

Overall	Gold	Silver	Bronze	4th	5th	6th	7th	8th
1997	-	-	-	-	1	-	-	-
1999	-	-	-	-	1	-	-	1
2001	-	-	-	-	-	-	1	-
2003	-	-	-	-	-	-	1	-
2006	-	-	-	-	-	-	-	1
2008	-	-	-	-	1	-	-	-
2010	-	-	-	-	-	1	1	-
2012	-	-	-	-	-	-	-	1
Totals	-	-	-	-	3	1	3	3

Men	Gold	Silver	Bronze	4th	5th	6th	7th	8th
1997	-	-	-	-	1	-	-	-
1999	-	-	-	-	-	-	-	1
2001	-	-	-	-	-	-	1	-
2003	-	-	-	-	-	-	1	-
2008	-	-	-	-	1	-	-	-
2010	-	-	-	-	-	-	1	-
Totals	-	-	-	-	2	-	3	1

Women	Gold	Silver	Bronze	4th	5th	6th	7th	8th
1999	-	-	-	-	1	-	-	-
2006	-	-	-	-	-	-	-	1
2010	-	-	-	-	-	1	-	-
2012	-	-	-	-	-	-	-	1
Totals	-	-	-	-	1	1	-	2

Best Placings:

Men	Igor Kováč	60mH: 97-5
	Dmitrij Valukevič	TJ: 08-5
Women	Maria Melova	HJ: 99-5

(See also TCH / Czechoslovakia)

SWE / Sweden

Years Entered: All (1985 included)

Placing Tables:

Overall	Gold	Silver	Bronze	4th	5th	6th	7th	8th
1985	1	1	-	-	2	-	-	-
1987	-	-	-	-	-	1	-	-
1989	-	-	1	-	-	-	-	-
1991	-	-	1	-	-	1	-	-
1993	-	1	-	-	-	2	-	2
1995	-	1	1	1	1	-	1	-
1997	-	-	-	-	-	1	1	1+1=
1999	-	-	-	-	1	1=	-	-
2001	2	-	1	1	-	-	-	-
2003	4	-	-	-	-	-	3	-
2004	2	1	1	1	1	1	-	-
2006	-	1	2	1	1	-	-	1
2008	1	1	-	-	-	-	1	-
2010	-	-	-	1	1=	-	-	-
2012	-	1=	-	-	-	-	-	-
Totals	10	6+1=	7	5	6+1=	6+1=	6	4+1=

Men	Gold	Silver	Bronze	4th	5th	6th	7th	8th
1985	1	-	-	-	1	-	-	-
1989	-	-	1	-	-	-	-	-
1991	-	-	1	-	-	1	-	-
1993	-	1	-	-	-	-	-	1
1995	-	1	1	1	1	-	1	-
1997	-	-	-	-	-	1	-	1=
1999	-	-	-	-	1	1=	-	-
2001	1	-	1	1	-	-	-	-
2003	2	-	-	-	-	-	2	-

2004	2	1	-	1	-	1	-	-
2006	-	1	1	1	1	-	-	-
2008	1	1	-	-	-	-	1	-
2010	-	-	-	1	-	-	-	-
Totals	7	5	5	5	4	3+1=	4	1+1=

Women	Gold	Silver	Bronze	4th	5th	6th	7th	8th
1985	-	1	-	-	1	-	-	-
1987	-	-	-	-	-	1	-	-
1993	-	-	-	-	-	2	-	1
1997	-	-	-	-	-	-	1	1
2001	1	-	-	-	-	-	-	-
2003	2	-	-	-	-	-	1	-
2004	-	-	1	-	1	-	-	-
2006	-	-	1	-	-	-	-	1
2010	-	-	-	-	1=	-	-	-
2012	-	1=	-	-	-	-	-	-
Totals	3	1+1=	2	-	2+1=	3	2	3

Medallists:

Men	Henrik Dagård	Hep: 95-3
	Tord Henriksson	TJ: 91-3
	Stefan Holm	HJ: 01-1, 03-1, 04-1, 08-1
	Alhaji Jeng	PV: 06-2
	Christian Olsson	TJ: 03-1, 04-1
	Patrik Sjöberg	HJ: 85-1, 89-3, 93-2
	Staffan Strand	HJ: 01-3
	Mattias Sunneborn	LJ: 95-2
	Linus Thörnblad	HJ: 06-3
	Johan Wissman	200m: 04-2; 400m: 08-2
Women	Kajsa Bergqvist	HJ: 01-1, 03-1
	Ebba Jungmark	HJ: 12-2=
	Susanna Kallur	60mH: 06-3
	Carolina Klüft	LJ: 04-3; Pen: 03-1
	Susanne Lorentzon	HJ: 85-2

SWZ / Swaziland

Years Entered: 87/91/93/95/99/01/03/10/12

Best Placings:

Men	Sizwe Mdluli	LJ: 91-23Q
Women	Hazel Mthetfwa	200m: 01-4h1

SYR / Syria

Years Entered: 85/95/01/08/12

Best Placings:

Men	Majjed Ghazal	HJ: 12-12Q
Women	Fadwa Al-Bouza	60mH: 08-7h2

TAN / Tanzania

Years Entered: 85/91/97/99/01/03/04/06/10/12

Placing Table:

Women	Gold	Silver	Bronze	4th	5th	6th	7th	8th
1985	-	-	-	-	-	1	-	-
2001	-	-	-	1	-	-	-	-
Totals	-	-	-	1	-	1	-	-

Best Placings:

Men	Christopher Mbilo	200m: 91-4h6; 400m: 91-4h1
Women	Lwiza John	800m: 01-4

TCH / Czechoslovakia

Years Entered: 85/87/89/91

Placing Tables:

Overall	Gold	Silver	Bronze	4th	5th	6th	7th	8th
1985	2	-	1	3	1	1	-	-
1987	-	2	1	2	-	-	-	-
1989	-	1	-	-	1	2	1	1
1991	-	1	-	-	-	1	-	1
Totals	2	4	2	5	2	4	1	2

Men	Gold	Silver	Bronze	4th	5th	6th	7th	8th
1985	2	-	1	2	1	1	-	-
1987	-	1	1	1	-	-	-	-
1989	-	1	-	-	1	2	-	1
1991	-	-	-	-	-	1	-	-
Totals	2	2	2	3	2	4	-	1

Women	Gold	Silver	Bronze	4th	5th	6th	7th	8th
1985	-	-	-	1	-	-	-	-
1987	-	1	-	1	-	-	-	-
1989	-	-	-	-	-	-	1	-
1991	-	1	-	-	-	-	-	1
Totals	-	2	-	2	-	-	1	1

Medallists:

Men		
CZE	Jan Leitner	LJ: 85-1
CZE	Remigius Machura	SP: 85-1
SVK	Roman Mrázek	5000mW: 89-2
SVK	Jozef Pribilinec	5000mW: 87-2
CZE	Ivan Uvizl	3000m: 85-3
CZE	Ján Zvara	HJ: 87-3
Women		
CZE	Ivana Kubešová	1500m: 91-2
SVK	Gabriela Sedláková	800m: 87-2

TGA / Tonga

Years Entered: 08/10/12

Best Placings:

Men	Inoke Finau	60mH: 10-7h1
	Andy Lui	60m: 12-7h5
	Aisea Tohi	60m: 08-7h1
Women	Belinda Talakai	60m: 12-7h3

THA / Thailand

Years Entered: 87/01/03/04/06/10/12

Best Placings:

Men	Supanara Sukhasvasti	LJ: 12-13Q
Women	Thitma Muangjan	TJ: 10-18Q
	Trecia Roberts	60mH: 01-5h1

TJK / Tadjikistan

Years Entered: 95/97/01/03/04/06/08/10/12

Best Placings:

Men	Farkhod Kuralov	800m: 12-4h6
Women	Gulsara Dadabayeva	3000m: 95-13

TKM / Turkmenistan

Years Entered: 95/99/01/03/04/06/08/10/12

Best Placings:

Men	Baimurad Achirmuradov	60mH: 99-6h3
	Nazar Begliyev	800m: 03-6h1, 04-6h6
Women	Alena Petrova	200m: 01-3h1

TKS / Turks and Caicos Islands

Years Entered: 87/91/06

Best Placing:

Men	Rodney Cox	200m: 87-5h6
Women	No competitors	

TOG / Togo

Years Entered: 93/95/99/03/04/06/08/10

Best Placings:

Men	Boévi Lawson	60m: 93-5h4; 200m: 95-5h5
Women	Sandrine Thiébaud-Kangni	400m: 03-4h1

TPE / Chinese Taipei

Years Entered: 85/89/91/93/95/97/99/01/03/06/08/10/12

Placing Table:

Men	Gold	Silver	Bronze	4th	5th	6th	7th	8th
1993	-	-	-	-	-	-	-	1
Totals	-	-	-	-	-	-	-	1

Best Placings:

Men	Nai Hui-Fang	LJ: 93-8
Women	Shen Su-Feng	60m: 85-5s2
	Wang Huei-Chen	200m: 93-5s1

TTO / Trinidad and Tobago

Years Entered: 85/87/89/91/93/97/99/01/03/04/06/08/10/12

Placing Tables:

Overall	Gold	Silver	Bronze	4th	5th	6th	7th	8th
1985	-	-	-	-	-	1	-	-
1987	-	-	-	1	-	-	-	-
1989	-	1	-	-	-	-	-	-
1991	-	-	-	-	-	1	-	-
1993	-	1	-	-	-	-	-	-
2004	-	-	-	-	-	-	-	1
2006	-	-	-	-	-	-	-	1
2008	-	-	-	-	-	-	1	-
2012	-	-	1	-	1	-	-	-
Totals	-	2	1	1	1	2	1	2

Men	Gold	Silver	Bronze	4th	5th	6th	7th	8th
1987	-	-	-	1	-	-	-	-
1989	-	1	-	-	-	-	-	-
1991	-	-	-	-	-	1	-	-
1993	-	1	-	-	-	-	-	-
2004	-	-	-	-	-	-	-	1
2012	-	-	1	-	1	-	-	-
Totals	-	2	1	1	1	1	-	1

Women	Gold	Silver	Bronze	4th	5th	6th	7th	8th
1985	-	-	-	-	-	1	-	-
2006	-	-	-	-	-	-	-	1
2008	-	-	-	-	-	-	1	-
Totals	-	-	-	-	-	1	1	1

Medallists:

Men	Alvin Daniel	4x400mR: 93-2
	Lalonde Gordon	4x400mR: 12-3
	Dazel Jules	4x400mR: 93-2
	Ian Morris	400m: 89-2; 4x400mR: 93-2
	Renny Quow	4x400mR: 12-3
	Jereem Richards	4x400mR: 12-3
	Jarrin Solomon	4x400mR: 12-3
	Neil de Silva	4x400mR: 93-2
Women	No medals; best placing:	
	Gillian Forde	60m: 85-6

TUN / Tunisia

Years Entered: 91/95/97/99/01/03/04

Placing Table:

Men	Gold	Silver	Bronze	4th	5th	6th	7th	8th
1997	-	-	-	-	-	1	-	-
1999	-	-	-	-	-	1	-	-
2004	-	-	-	1	-	-	-	-
Totals	-	-	-	1	-	2	-	-

Best Placings:

Men	Sofiène Labidi	400m: 04-4
Women	Awatef Ben Hassine	400m: 03-4h5

TUR / Turkey

Years Entered: 85/89/91/93/95/97/01/03/04/06/08/10/12

Placing Tables:

Overall	Gold	Silver	Bronze	4th	5th	6th	7th	8th
1985	-	-	-	-	-	1	-	-
2001	-	-	-	-	-	1	-	-
2006	-	-	-	1	-	-	-	-
2012	-	1	1	-	-	-	-	-
Totals	-	1	1	1	-	2	-	-

Men	Gold	Silver	Bronze	4th	5th	6th	7th	8th
2006	-	-	-	1	-	-	-	-
2012	-	1	-	-	-	-	-	-
Totals	-	1	-	1	-	-	-	-

Women	Gold	Silver	Bronze	4th	5th	6th	7th	8th
1985	-	-	-	-	-	1	-	-
2001	-	-	-	-	-	1	-	-
2012	-	-	1	-	-	-	-	-
Totals	-	-	1	-	-	2	-	-

Medallists:

Men	İlham Tanui Özbilen	1500m: 12-2
Women	Aslı Çakır Alptekin	1500m: 12-3

TUV / Tuvalu

Year Entered: 12

Best Placing:

Men	Tavevele Noa	60m: 12-7h8
Women	No competitors	

UAE / United Arab Emirates

Years Entered: 08/12

Best Placings:

Men Omar Al-Salfa 60m: 08-5h4
 Women Saed Alia Mohamed 3000m: 12-11

UGA / Uganda

Years Entered: 85/87/93/95/97/99/01/03/04/06/08/12

Placing Table:

Men	Gold	Silver	Bronze	4th	5th	6th	7th	8th
2001	-	-	-	-	-	-	-	1
2012	-	-	-	-	-	-	1	-
Totals	-	-	-	-	-	-	1	1

Best Placings:

Men Moses Kipsiro 3000m: 12-7
 Women Oliver Acii 60m: 87-4h3
 Edith Nakiyingi 800m: 93-4h2

UKR / Ukraine

Years Entered: 93/95/97/99/01/03/04/06/08/10/12

Placing Tables:

Overall	Gold	Silver	Bronze	4th	5th	6th	7th	8th
1993	1	-	4	3	1	2	-	-
1995	1	-	-	-	1	1	1	-
1997	2	2	-	-	1	-	1	1
1999	1	-	1	-	-	1=	-	-
2001	-	2	-	-	1=	1	-	2
2003	-	1	1	1	4+1=	-	1	2
2004	-	2	1	2	3	1	1	4
2006	2	-	-	-	1	1	2	-
2008	-	1	1	2	-	3	-	1
2010	-	1	-	-	-	1	-	2
2012	1	2	-	-	-	-	1	-
Totals	8	11	8	8	11+2=	10+1=	7	12

Men	Gold	Silver	Bronze	4th	5th	6th	7th	8th
1993	-	-	1	2	-	1	-	-
1995	1	-	-	-	1	-	-	-
1997	1	1	-	-	-	-	-	-
1999	1	-	1	-	-	1=	-	-
2001	-	1	-	-	-	1	-	2
2003	-	-	1	-	2	-	-	1
2004	-	1	1	-	1	1	1	1
2006	1	-	-	-	-	1	-	-
2008	-	-	-	-	-	1	-	-
2010	-	-	-	-	-	1	-	1
2012	-	1	-	-	-	-	-	-
Totals	4	4	4	2	4	6+1=	1	5

Women	Gold	Silver	Bronze	4th	5th	6th	7th	8th
1993	1	-	3	1	1	1	-	-
1995	-	-	-	-	-	1	1	-
1997	1	1	-	-	1	-	1	1
2001	-	1	-	-	1=	-	-	-
2003	-	1	-	1	2+1=	-	1	1
2004	-	1	-	2	2	-	-	3
2006	1	-	-	-	1	-	2	-
2008	-	1	1	2	-	2	-	1
2010	-	1	-	-	-	-	-	1
2012	1	1	-	-	-	-	1	-
Totals	4	7	4	6	7+2=	4	6	7

Medallists:

Men	Aleksandr Bagach	SP: 93-3, 97-2, 99-1
	Yuriy Belonog	SP: 97-1, 99-3, 03-3
	Sergey Bubka	PV: 95-1
	Ivan Heshko	1500m: 04-2, 06-1
	Aleksey Kasyanov	Hep: 12-2
	Andrey Sokolovskiy	HJ: 01-2
	Denis Yurchenko	PV: 04-3
Women	Inga Babakova	HJ: 93-3, 97-2, 01-2
	Lyudmila Blonska	Pen: 06-1
	Natalya Dobrynska	Pen: 04-2, 10-2, 12-1
	Inessa Kravets	LJ: 93-3, 03-2; TJ: 93-1
	Natalya Lupu	800m: 12-2
	Vita Palamar	HJ: 08-3
	Vita Pavlysh	SP: 97-1
	Tatyana Petlyuk	800m: 08-2
	Zhanna Tarnopolskaya	60m: 93-3

(See also URS / USSR)

URS / USSR

Years Entered: 85/87/89/91

Placing Tables:

Overall	Gold	Silver	Bronze	4th	5th	6th	7th	8th
1985	3	1	4	4	1	2	-	-
1987	6	5	4	4	1	-	1	1
1989	4	5	4	3	1	1	1	1
1991	8	6	3+1=	5	4	2+1=	2	1
Totals	21	17	15+1=	16	7	5+1=	4	3

Men	Gold	Silver	Bronze	4th	5th	6th	7th	8th
1985	2	-	2	2	1	-	-	-
1987	3	3	1	1	-	-	1	-
1989	2	1	2	1	-	-	1	-
1991	3	3	1+1=	-	2	1	2	-
Totals	10	7	6+1=	4	3	1	4	-

Women	Gold	Silver	Bronze	4th	5th	6th	7th	8th
1985	1	1	2	2	-	2	-	-
1987	3	2	3	3	1	-	-	1
1989	2	4	2	2	1	1	-	1
1991	5	3	2	5	2	1+1=	-	1
Totals	11	10	9	12	4	4+1=	-	3

Medallists:

Men		
UKR	Gennadiy Avdeyenko	HJ: 87-2
LAT	Jānis Bojārs	SP: 85-3
UKR	Sergey Bubka	PV: 85-1, 87-1, 91-1
UKR	Vassiliy Bubka	PV: 85-3
RUS	Rodion Gataullin	PV: 89-1
RUS	Vladimir Graudyn	800m: 87-2
LAT	Igor Kazanov	60mH: 89-3, 91-2
BLR	Franz Kostyukevich	5000mW: 89-3, 91-3
BLR	Igor Lapshin	TJ: 91-1
KGZ	Igor Paklin	HJ: 87-1
RUS	Oleg Protsenko	TJ: 87-2
UZB	Viktor Ryzhenkov	PV: 91-2
RUS	Mikhail Shchennikov	5000mW: 87-1, 89-1, 91-1
RUS	Sergey Smirnov	SP: 87-3
RUS	Leonid Voloshin	TJ: 91-2
KAZ	Grigoriy Yegorov	PV: 89-2
RUS	Aleksey Yemelin	HJ: 91-3=
RUS	Aleksandr Yevgenyev	200m: 85-1

Women		
UKR	Nunu Abashidze	SP: 85-3
BLR	Yelena Belevskaya	LJ: 87-3
UKR	Larysa Berezhnaya	LJ: 89-3, 91-1
RUS	Olga Bondarenko	3000m: 87-2
RUS	Tamara Bykova	HJ: 89-2, 91-2
RUS	Yelizaveta Chernyshova	60mH: 89-1
RUS	Galina Chistyakova	LJ: 89-1
UKR	Lyudmila Dzhigalova	4x400mR: 91-2
BLR	Tatyana Grebenchuk	800m: 89-2
RUS	Lyubov Kiryukhina	800m: 87-3
RUS	Svetlana Kitova	1500m: 87-3, 89-2
UKR	Natalya Kovtun	200m: 89-3
UKR	Inessa Kravets	TJ: 91-1
RUS	Lyubov Kremlyova	3000m: 91-3
RUS	Olga Krishtop	3000mW: 87-1
RUS	Natalya Lisovskaya	SP: 85-1, 87-1, 91-3
LTU	Niole Medvedeva	LJ: 85-3
RUS	Lyudmila Narozhilenko	60mH: 89-2, 91-1
RUS	Margarita Ponomaryova	4x400mR: 91-2
RUS	Tatyana Rodyonova	LJ: 85-2
RUS	Lyudmila Rogachova	1500m: 91-1
UKR	Tatyana Samolenko	1500m: 87-2; 3000m: 87-1
RUS	Irina Sergeyeva	60m: 91-1; 200m: 91-2
UZB	Marina Shmonina	4x400mR: 91-2
UKR	Aelita Yurchenko	4x400mR: 91-2

2001	5	4	-	2	1	2	-	-
2003	6	2	1	-	2	-	-	-
2004	3	3	-	1	2	1	-	-
2006	6	1	2	-	1	-	2	-
2008	3	3	1=	1	1	1+1=	1	1
2010	4	3	3	1+1=	2	1	1	-
2012	7	1	1	3	-	2+1=	1	-
Totals	61	34	27+1=	30+1=	18+1=	21+3=	8	10+1=

Women	Gold	Silver	Bronze	4th	5th	6th	7th	8th
1985	1	-	1	1	2	1	-	1
1987	-	1	-	1	1	2	3	3
1989	-	2	-	1	1	-	-	1
1991	1	-	1	2	1	1	4	3
1993	2	2	3	-	3	2	1=	2
1995	1	3	3	1	1	1	2	1
1997	3	1	2+1=	-	1	1	1	-
1999	1	2	5	2	1	1	-	2
2001	2	2+1=	2	2	1	1	1	-
2003	3	1	2	1	1	-	1	-
2004	1	2	1	4	1	-	-	1
2006	2	2	-	1	-	-	5	2
2008	2	2	2	-	-	2	-	1
2010	4	1	2	2	1	2	-	1
2012	3	2	4	2	1	-	-	1
Totals	26	23+1=	28+1=	20	16	14	17+1=	19

URU / Uruguay

Years Entered: 89/91/95/01/03/04/06/08/10/12

Best Placings:

Men	Heber Viera	200m: 01-3h6
Women	Déborah Rodríguez	400m: 12-4h1

USA / United States

Years Entered: All (1985 included)

Placing Tables:

Overall	Gold	Silver	Bronze	4th	5th	6th	7th	8th
1985	1	2	2	2	3	3	-	2+1=
1987	6	3	2	4	5	3	3	5
1989	4	3	4	5	2	1	1	1
1991	4	1	2	6	2	2+1=	4	5
1993	8	4	5	3	3	5	1=	4
1995	4	5	6	4	1+1=	4	3	1
1997	6	2	6+1=	3	3	2	2	-
1999	3	8	8	3	1	3	-	4
2001	7	6+1=	2	4	2	3	1	-
2003	9	3	3	1	3	-	1	-
2004	4	5	1	5	3	1	-	1
2006	8	3	2	1	1	-	7	2
2008	5	5	2+1=	1	1	3+1=	1	2
2010	8	4	5	3+1=	3	3	1	1
2012	10	3	5	5	1	2+1=	1	1
Totals	87	57+1=	55+2=	50+1=	34+1=	35+3=	25+1=	29+1=

Men	Gold	Silver	Bronze	4th	5th	6th	7th	8th
1985	-	2	1	1	1	2	-	1+1=
1987	6	2	2	3	4	1	-	2
1989	4	1	4	4	1	1	1	-
1991	3	1	1	4	1	1+1=	-	2
1993	6	2	2	3	-	3	-	2
1995	3	2	3	3	1=	3	1	-
1997	3	1	4	3	2	1	1	-
1999	2	6	3	1	-	2	-	2

Medallists:

Men	Dominique Arnold	60mH: 06-3
	Jeff Atkinson	1500m: 89-3
	Frank Atwater	4x400mR: 95-1
	Charles Austin	HJ: 97-1, 99-3
	Ron Backes	SP: 91-3
	Kirk Baptiste	200m: 87-1
	Randy Barnes	SP: 89-2
	Tony Barton	HJ: 95-3
	Earl Bell	PV: 87-2
	LeJerald Betters	4x400mR: 10-1 (ran ht)
	Terry Brahm	3000m: 87-3
	Clifton Campbell	4x400mR: 91-2 (ran ht)
	Milton Campbell	400m: 99-2, 01-2; 4x400mR: 99-1, 06-1
	Tonie Campbell	60mH: 87-1
	Christian Cantwell	SP: 04-1, 08-1, 10-1
	LaMark Carter	TJ: 99-2
	Andre Cason	60m: 91-1
	Don Clary	3000m: 85-2
	Bryan Clay	Hep: 04-2, 06-2, 08-1, 10-1
	Will Claye	TJ: 12-1
	Kerron Clement	4x400mR: 10-1 (ran ht)
	Mike Conley	LJ: 89-3; TJ: 87-1, 89-1
	Hollis Conway	HJ: 91-1
	Shawn Crawford	60m: 04-2; 200m: 01-1
	Calvin Davis	4x400mR: 95-1
	James Davis	4x400mR: 06-1 (ran ht), 08-1
	Walter Davis	TJ: 03-2, 06-1
	Tony Dees	60mH: 93-3, 97-3
	Joe Dial	PV: 89-3
	Jim Doehring	SP: 93-2
	Ashton Eaton	Hep: 12-1
	Mark Everett	4x400mR: 93-1, 97-1; MedleyR: 93-1
	Greg Foster	60mH: 91-1
	Mike Franks	400m: 87-3
	Justin Gatlin	60m: 03-1, 12-1
	John Godina	SP: 97-3, 99-2, 01-1, 03-2
	Sam Graddy	60m: 85-2
	Joe Greene	LJ: 93-2, 97-3
	Maurice Greene	60m: 99-1
	Darnell Hall	400m: 95-1; 4x400mR: 93-1

Trey Hardee Hep: 10-2
Tim Harden 60m: 99-2, 01-1
 Jeff Hartwig PV: 99-2
 Tye Harvey PV: 01-2
 Courtney Hawkins 60mH: 95-2
Reese Hoffa SP: 04-2, 06-1, 08-2
Obra Hogans 4x400mR: 06-1 (ran ht)
 C.J. Hunter SP: 95-2
Brian Irvin 4x400mR: 93-1
Bershawn Jackson 4x400mR: 10-1
 Chip Jenkins 4x400mR: 91-2
Allen Johnson 60mH: 95-1, 03-1, 04-1, 08-2
Dameon Johnson 4x400mR: 99-1
Lawrence Johnson PV: 97-2, 01-1
 Dusty Jonas HJ: 10-3
 Rich Kenah 800m: 97-3
Roger Kingdom 60mH: 89-1
David Krummenacker 800m: 03-1
Bernard Lagat 3000m: 10-1, 12-1
Kevin Little 200m: 89-3, 93-3, 97-1, 99-3; MedleyR: 93-1

Tod Long 4x400mR: 95-1
 Andra Manson HJ: 08-3=
Sean Maye 4x400mR: 97-1
Antonio McKay 400m: 87-1, 89-1; 4x400mR: 91-2

Lee McRae 60m: 87-1
Aries Merritt 60mH: 12-1
LaShawn Merritt 4x400mR: 06-1
Deon Minor 4x400mR: 97-1, 99-1
Manteo Mitchell 4x400mR: 12-1
 Tim Montgomery 60m: 01-2
Andre Morris 4x400mR: 99-1
Larry Myricks LJ: 87-1, 89-1
 Eric Nedeau 1500m: 95-3
 Adam Nelson SP: 01-2
Greg Nixon 4x400mR: 08-1, 10-1
Dan O'Brien Hep: 93-1
 David Oliver 60mH: 10-3
Tom Pappas Hep: 03-1
 Miguel Pate LJ: 03-3
Dwight Phillips LJ: 03-1
 Raymond Pierre 4x400mR: 91-2
Butch Reynolds 400m: 93-1; MedleyR: 93-1
Gil Roberts 4x400mR: 12-1
Khadevis Robinson 4x400mR: 99-1 (ran ht)
 Mike Rodgers 60m: 10-2
Jason Rouser 4x400mR: 93-1, 97-1
 Mark Rowe 400m: 85-3
Leonard Scott 60m: 06-1
Calvin Smith 4x400mR: 12-1
 Willie Smith 4x400mR: 91-2 (ran ht)
Wallace Spearmon 4x400mR: 06-1
Joel Stallworth 4x400mR: 08-1 (ran ht)
Savanté Stringfellow LJ: 04-1
Mike Stulce SP: 93-1
Quentin Summers 4x400mR: 12-1 (ran ht)
Tavaris Tate 4x400mR: 10-1
Christian Taylor TJ: 12-2
Rod Tolbert 4x400mR: 95-1
 Reggie Torian 60mH: 99-2
Jamaal Torrance 400m: 10-3; 4x400mR: 08-1, 10-1, 12-1 (ran ht)

Terrence Trammell 60m: 06-3; 60mH: 01-1, 06-1, 10-2

James Trapp 200m: 93-1; MedleyR: 93-1
 Andrew Valmon 4x400mR: 91-2
 Erick Walder LJ: 95-3, 99-3
Brad Walker PV: 06-1, 08-2, 12-3
Tyree Washington 400m: 03-1; 4x400mR: 06-1

Women
Ryan Whiting SP: 12-1
Kelly Willie 4x400mR: 08-1
 Mark Witherspoon 60m: 87-2
Frankie Wright 4x400mR: 12-1
 Megan Addy 4x400mR: 03-3
Me'Lisa Barber 60m: 06-1
 Miriam Barnes 4x400mR: 08-3
Kim Batten MedleyR: 93-1
 Natasha Brown 4x400mR: 93-2, 97-2
Dawn Burrell LJ: 01-1
 Kym Carter Pen: 95-2, 97-3
 Michelle Carter SP: 12-3
Joetta Clark 800m: 93-3, 97-3; MedleyR: 93-1

 Leslie Cole 4x400mR: 12-2
 Michelle Collins 4x400mR: 99-3
 Shayne Culpepper 3000m: 04-3
 Mary Danner 4x400mR: 03-3, 06-2
 Candice Davis 60mH: 08-2
 Kia Davis 4x400mR: 06-2 (ran ht)
 Janay DeLoach LJ: 12-2
 Terri Dendy 4x400mR: 91-3, 93-2
Gail Devers 60m: 93-1, 97-1, 99-2, 04-1; 60mH: 03-1, 04-2

 Cheryl Dickey 60mH: 97-3=
Diane Dixon 400m: 85-1, 89-2, 91-1; 4x400mR: 91-3

 Tanya Dooley 4x400mR: 95-3
Stacy Dragila PV: 97-1, 04-2
Debbie Dunn 400m: 10-1; 4x400mR: 06-2, 10-1

 Torri Edwards 60m: 03-2
 Zundra Feagin-Alexander 4x400mR: 99-3
Allyson Felix 4x400mR: 10-1
 LaVonna Floreal 60mH: 93-2
 Chryste Gaines 60m: 01-3
 Kim Graham 4x400mR: 95-3
 Carlette Guidry-White 60m: 95-3; 4x400mR: 97-2 (ran ht)

 Monica Hargrove 4x400mR: 06-2
 Flirtisha Harris 4x400mR: 95-3
Natasha Hastings 400m: 12-3; 4x400mR: 10-1, 12-2

 Jernail Hayes 4x400mR: 12-2
 Monique Hennagan 4x400mR: 99-3, 03-3
 Anita Howard 4x400mR: 97-2
 Tiombe Hurd TJ: 01-3
Regina Jacobs 1500m: 95-1, 03-1; 3000m: 99-3

 LaTasha Jenkins 200m: 01-2
 Lynn Jennings 3000m: 93-3, 95-2
 Carmelita Jeter 60m: 10-2
 Alysia Johnson 800m: 10-3
Lolo Jones 60mH: 08-1, 10-1
Anjanette Kirkland 60mH: 01-1
 Lillie Leatherwood 400m: 87-2; 4x400mR: 91-3
Chaunté Lowe HJ: 10-3, 12-1
Tianna Madison 400m: 12-3; LJ: 06-1
Jearl Miles 400m: 93-3, 97-1, 99-3; 4x400mR: 91-3, 97-2; MedleyR: 93-1

 Erica Moore 800m: 12-3
 Melissa Morrison 60mH: 03-3
DeDee Nathan Pen: 99-1
 Joan Nesbit 3000m: 95-3
 Nelrae Pasha 4x400mR: 95-3
 Angel Perkins 4x400mR: 08-3
 PattiSue Plumer 3000m: 85-3
 Shanelle Porter 4x400mR: 97-2, 99-3
 Connie Price-Smith SP: 95-2

Brittney Reese	LJ: 10-1, 12-1
Sanya Richards-Ross	400m: 12-1; 4x400mR: 12-2
Moushaumi Robinson	4x400mR: 08-3
Tiffany Ross-Williams	4x400mR: 06-2
Jenn Stuczynski	PV: 08-2
Kellie Suttle	PV: 01-2=
Brenda Taylor	4x400mR: 03-3
Gwen Torrence	60m: 89-2
DeeDee Trotter	4x400mR: 10-1
Teri Tunks	SP: 99-3
Wenda Vereen	MedleyR: 93-1
Tisha Waller	HJ: 99-3
Dyan Webber	4x400mR: 93-2
Angela Williams	60m: 01-2, 03-1, 08-1
Lauryn Williams	60m: 06-2
Shana Williams	LJ: 99-2
Trevaia Williams	4x400mR: 93-2
Shareese Woods	400m: 08-3; 4x400mR: 08-3

UZB / Uzbekistan

Years Entered: 93/95/99/01/03/04/06/08/10/12

Placing Table:

Women	Gold	Silver	Bronze	4th	5th	6th	7th	8th
2010	-	-	-	-	-	-	1+1=	-
2012	-	-	-	-	-	-	-	1
Totals	-	-	-	-	-	-	1+1=	1

Best Placings:

Men	Konstantin Sarnatskiy	LJ: 95-11
Women	Nadiya Dusanova	HJ: 10-7=
	Yuliya Tarasova	LJ: 10-7

(See also URS / USSR)

VAN / Vanuatu

Years Entered: 08/10/12

Best Placings:

Men	Moses Kamut	60m: 10-5h5
Women	Daphne Nalawas	60m: 12-6h6

VEN / Venezuela

Years Entered: 89/08/10/12

Best Placings:

Men	William Wuycke	800m: 89-6s2
Women	Verónica Davis	TJ: 10-16Q

VIN / Saint Vincent and the Grenadines

Years Entered: 87/95/97/03/04/06/08/10/12

Best Placings:

Men	Eswort Coombs	400m: 95-5s1
Women	Natasha Mayers	60m: 03-3s1

YEM / Yemen

Year Entered: 85, as PRY / Democratic People's Republic of Yemen

Best Placings:

Men		
PRY	Mohamed Samantar	200m: 85-5h4
Women		
PRY	Hikmat Bartouche	60m: 85-5h3

YUG / Yugoslavia (later SCG / Serbia & Montenegro, then SRB / Serbia)

Years Entered: 85/87/89/91/95/97/99/01/03

Placing Tables:

Overall	Gold	Silver	Bronze	4th	5th	6th	7th	8th
1987	-	-	-	1	-	1	-	-
1989	-	-	-	2	-	1	-	-
1991	-	-	-	1	1	-	-	-
1995	-	-	1	-	-	1	-	-
1997	-	-	1	-	-	-	-	-
2003	-	-	-	1	-	-	-	-
Totals	-	-	2	5	1	3	-	-

Men	Gold	Silver	Bronze	4th	5th	6th	7th	8th
1987	-	-	-	-	-	1	-	-
1989	-	-	-	1	-	1	-	-
1991	-	-	-	-	1	-	-	-
1995	-	-	1	-	-	1	-	-
1997	-	-	1	-	-	-	-	-
2003	-	-	-	1	-	-	-	-
Totals	-	-	2	2	1	3	-	-

Women	Gold	Silver	Bronze	4th	5th	6th	7th	8th
1987	-	-	-	1	-	-	-	-
1989	-	-	-	1	-	-	-	-
1991	-	-	-	1	-	-	-	-
Totals	-	-	-	3	-	-	-	-

Medallists:

Men		
SRB	Dragan Perić	SP: 95-3
SRB	Dragutin Topić	HJ: 97-3
Women	No medals; best placings:	
CRO	Slobodanka Čolović	800m: 87-4
SRB	Tamara Malešev	TJ: 91-4
CRO	Biljana Petrović	HJ: 89-4

ZAM / Zambia

Years Entered: 89/91/93/97/99/01/03/04/06/08/12

Best Placings:

Men	Cephas Lemba	400m: 93-5s1
Women	Racheal Nachula	400m: 08-4s1

ZIM / Zimbabwe


Years Entered: 87/97/99/01/04/10

Placing Table:

Men	Gold	Silver	Bronze	4th	5th	6th	7th	8th
1999	-	-	-	-	-	1	-	-
Totals	-	-	-	-	-	1	-	-

Best Placing:

Men	Savieri Ngidhi	800m: 99-6
Women	No competitors	



MARK	NAME & COUNTRY	BORN	PLACE & VENUE	DATE	MARK	NAME & COUNTRY	BORN	PLACE & VENUE	DATE
45.35	Alleyne Francique GRN	76	1r2 Fayetteville	24 Feb 02	<i>Oversized track (hand timing)</i>				
45.37	Pete Coley JAM	81	2r2 Fayetteville	24 Feb 02	1:45.71	Ahmed Ismail SUD	84	1 Mustasaari	7 Feb 12
45.39	Jamie Baulch GBR (20)	73	1 Birmingham	9 Feb 97	1000 Metres				
45.39	Marek Plawgo POL	81	1 Wien	3 Mar 02	2:14.96	Wilson Kipketer DEN	70	1 Birmingham	20 Feb 00
45.39	Jeremy Wariner USA	84	1r2 Fayetteville	13 Mar 04	2:15.26	Noureddine Morceli ALG	70	1 Birmingham	22 Feb 92
45.39	Gil Roberts USA	89	1 Albuquerque	10 Feb 12	2:15.50	Kenneth Kimwetich KEN	73	2 Stuttgart	6 Feb 00
45.41	Kelly Willie USA	82	3r2 Fayetteville	12 Mar 05	2:15.62	Vénuste Niyongabo BDI	73	1 Stockholm	27 Feb 95
45.41A	Bershawn Jackson USA	83	1r2 Albuquerque	28 Feb 10	2:15.77	Abubaker Kaki SUD	89	1 Stockholm	21 Feb 08
45.43	Daniel Caines GBR	79	2 Birmingham	16 Mar 03	2:16.4	Rob Druppers NED	62	1 Den Haag	20 Feb 88
45.44	Mark Everett USA	68	1r1 Gainesville	28 Feb 91	2:16.71	Johan Botha RSA	74	1 Erfurt	3 Feb 99
45.46	Andrew Pierce USA	79	1r2 State College	25 Feb 01	2:16.76	Haron Keitany KEN	83	1r2 Moskva	1 Feb 09
45.50	Angelo Taylor USA	78	1 Atlanta	27 Feb 99	2:16.96	Richard Kiplagat KEN	84	2 Stockholm	21 Feb 08
45.51	Sunday Bada NGR (30)	69	1 Paris (Bercy)	9 Mar 97	2:16.99	Joaquim Cruz BRA	63	1 Stuttgart	12 Feb 89
<i>Oversized track (automatic timing)</i>					1500 Metres				
45.19*	Antonio McKay USA	64	1 Johnson City	18 Jan 86	3:31.18	Hicham El Guerrouj MAR	74	1r2 Stuttgart	2 Feb 97
45.37	Clement Chukwu NGR	73	1 Kent	28 Feb 98	3:31.76	Haile Gebrselassie ETH	73	1r2 Stuttgart	1 Feb 98
45.40	Milton Campbell USA	76	1r1 Lexington	28 Jan 06	3:32.01	El Guerrouj		1 Liévin	22 Feb 98
<i>Oversized track (hand timing)</i>					3:32.11	Laban Rotich KEN	69	2r2 Stuttgart	1 Feb 98
45.3'	Fred Newhouse USA	48	1r2 Houston	13 Feb 70	3:32.39	Gebrselassie		2r2 Stuttgart	2 Feb 97
<i>Disqualified for lane infringement</i>					3:33.01+	El Guerrouj		1 Gent	12 Feb 97
45.20	Butch Reynolds USA	64	(1) Glasgow (KH)	6 Feb 88	3:33.08	Daniel Kipchirchir Komen KEN	84	1 Karlsruhe	13 Feb 05
800 Metres					3:33.10	Deresse Mekonnen ETH	87	1 Birmingham	20 Feb 10
1:42.67	Wilson Kipketer DEN	70	1 Paris (Bercy)	9 Mar 97	3:33.17	Vénuste Niyongabo BDI	73	2 Liévin	22 Feb 98
1:43.96	Kipketer		1h5 Paris (Bercy)	7 Mar 97	3:33.23	Augustine Choge KEN	87	1 Birmingham	19 Feb 11
1:44.15	Yuriy Borzakovskiy RUS	81	1 Karlsruhe	27 Jan 01	<i>(10/7)</i>				
1:44.34	Borzakovskiy		1r2 Stockholm	18 Feb 03	3:33.32	Andrés Díaz ESP	69	1 Pireás	24 Feb 99
1:44.35	Borzakovskiy		1 Dortmund	30 Jan 00	3:33.34+	Bernard Lagat USA	74	1 Fayetteville	11 Feb 05
1:44.49	Borzakovskiy		1 Lisboa	11 Mar 01	3:33.96	Haron Keitany KEN	83	1 Gent	8 Feb 09
1:44.57	Adam Kszczot POL	89	1r2 Liévin	14 Feb 12	<i>(10)</i>				
1:44.58	Borzakovskiy		1 Stockholm	12 Feb 04	3:33.99	Ivan Heshko UKR	79	2 Karlsruhe	13 Feb 05
1:44.68	Kipketer		2r2 Stockholm	18 Feb 03	3:34.10	Abdelaati Iguider MAR	87	1 Liévin	14 Feb 12
1:44.71	Joseph Mutua KEN (10/4)	78	1r2 Stuttgart	31 Jan 04	3:34.13	Ismail Kombich KEN	85	1 Gent	13 Feb 11
1:44.75	Ahmad Ismail SUD	84	1r2 Praha (O2)	26 Feb 09	3:34.16	Noureddine Morceli ALG	70	1 Sevilla	28 Feb 91
1:44.78	Paweł Czapiewski POL	78	1 Wien	3 Mar 02	3:34.20	Peter Elliott GBR	62	1 Sevilla	27 Feb 90
1:44.81	Abubaker Kaki SUD	89	1 Valencia	9 Mar 08	3:34.63	Nixon Chepseba KEN	90	1r2 Düsseldorf	11 Feb 11
1:44.82	Mehdi Baala FRA	78	3r2 Stockholm	18 Feb 03	3:34.65	Bethwel Birgen KEN	88	1 Karlsruhe	12 Feb 12
1:44.84	Paul Ereng KEN	67	1 Budapest (SC)	4 Mar 89	3:34.66	Roberto Parra ESP	76	1 Sevilla	22 Feb 03
1:44.88	Nico Motchebon GER (10)	69	1r1 Stuttgart	5 Feb 95	3:34.71	Mehdi Baala FRA	78	1 Karlsruhe	15 Feb 09
1:44.91	Sebastian Coe GBR	56	1 Cosford	12 Mar 83	3:34.76	İlham Tanui Özbilen TUR (20)	90	2 Karlsruhe	12 Feb 12
1:44.91	Mbulaeni Mulaudzi RSA	80	2 Valencia	9 Mar 08	3:34.77	William Tanui KEN	64	4 Maebashi	7 Mar 99
1:44.93	André Bucher SUI	76	2 Wien	3 Mar 02	3:34.78+	Galen Rupp USA	86	1 Boston	26 Jan 13
1:44.97	Wilfred Bungei KEN	80	1r2 Stuttgart	2 Feb 03	3:34.85	Cornelius Chirchir KEN	83	1 Karlsruhe	28 Feb 03
1:45.00	Johnny Gray USA	60	1 Sindelfingen	8 Mar 92	3:34.89	Mekonnen Gebremedhin ETH	88	3 Birmingham	18 Feb 12
1:45.05	Mohamed Aman ETH	94	1 Stockholm	21 Feb 13	3:34.99	Rui Silva POR	77	5 Maebashi	7 Mar 99
1:45.12	Hezekiel Sepeng RSA	74	2 Karlsruhe	28 Feb 03	3:35.03	Shedrack Korir KEN	78	2r1 Valencia	10 Feb 07
1:45.15	Boaz Lalang KEN	89	2r2 Praha (O2)	26 Feb 09	3:35.24	Suleiman Simotwo KEN	80	2 Stuttgart	4 Feb 06
1:45.25	Antonio Reina ESP	81	3 Wien	3 Mar 02	3:35.26	Silas Kiplagat KEN	89	3 Liévin	14 Feb 12
1:45.26	Youssef Saäd Kamel BRN (20)	83	3 Valencia	9 Mar 08	3:35.29	Fermín Cacho ESP	69	2 Sevilla	28 Feb 91
1:45.33	Patrick Nduwimana BDI	78	1 Fayetteville	10 Mar 01	3:35.31	Aman Wote ETH (30)	84	2 Moskva	3 Feb 12
1:45.41	Marcin Lewandowski POL	87	2 Birmingham	18 Feb 12	One Mile				
1:45.43	José Luiz Barbosa BRA	61	1 Pireás	8 Mar 89	3:48.45	Hicham El Guerrouj MAR	74	1 Gent	12 Feb 97
1:45.44	Giuseppe D'Urso ITA	69	1 Genova	17 Feb 93	3:49.78	Eamonn Coghlan IRL	52	1 East Rutherford	27 Feb 83
1:45.45	Johan Botha RSA	74	1r2 Stuttgart	7 Feb 99	3:49.89	Bernard Lagat USA	74	1 Fayetteville	11 Feb 05
1:45.57	Nils Schumann GER	78	3r2 Stuttgart	2 Feb 03	3:50.70	Noureddine Morceli ALG	70	1 Birmingham	20 Feb 93
1:45.65	David Lelei KEN	71	2 Stockholm	15 Feb 01	3:50.92	Galen Rupp USA	86	1r1 Boston	26 Jan 13
1:45.69	David Krummenacker USA	75	1 Birmingham	16 Mar 03	3:50.94	Marcus O'Sullivan IRL	61	1 East Rutherford	13 Feb 88
1:45.72	Tony Morrell GBR	62	1 Gent	17 Feb 88	3:51.20	Ray Flynn IRL	57	2 East Rutherford	27 Feb 83
1:45.72	Dmitrijs Miļkevičs LAT (30)	81	4 Valencia	9 Mar 08	3:51.21	Lopez Lomong USA	85	1 New York (Armory)	16 Feb 13
					3:51.34	Matthew Centrowitz USA	89	2 New York (Armory)	16 Feb 13
					3:51.8	Steve Scott USA	56	2 San Diego	20 Feb 81

MARK	NAME & COUNTRY	BORN	PLACE & VENUE	DATE	MARK	NAME & COUNTRY	BORN	PLACE & VENUE	DATE
3000 Metres					60 Metres Hurdles				
7:24.90	Daniel Komen KEN	76	1 Budapest (SC)	6 Feb 98	7.30	Colin Jackson GBR	67	1 Sindelfingen	6 Mar 94
7:26.15	Haile Gebrselassie ETH	73	1 Karlsruhe	25 Jan 98	7.33	Dayron Robles CUB	86	1 Düsseldorf	8 Feb 08
7:26.80	Gebrselassie		1 Karlsruhe	24 Jan 99	7.34	Robles		1 Doha	14 Mar 10
7:27.80	Yenew Alamirew ETH	90	1 Stuttgart	5 Feb 11	7.36	Greg Foster USA	58	1 Los Angeles	16 Jan 87
7:27.93	Komen		1 Stuttgart	1 Feb 98	7.36	Jackson		1 Glasgow	12 Feb 94
7:28.00	Augustine Choge KEN	87	2 Stuttgart	5 Feb 11	7.36	Allen Johnson USA	71	1 Budapest (SA)	6 Mar 04
7:28.29	Gebrselassie		1 Karlsruhe	28 Feb 03	7.36	Robles		1 Stuttgart	2 Feb 08
7:29.34	Gebrselassie		1 Karlsruhe	15 Feb 04	7.36	Terrence Trammell USA	78	2 Doha	14 Mar 10
7:29.37	Eliud Kipchoge KEN	84	3 Stuttgart	5 Feb 11	7.37	Roger Kingdom USA	62	1 Pireás	8 Mar 89
7:29.94	Choge		1 Karlsruhe	12 Feb 12	7.37	Anier García CUB	76	1 Pireás	9 Feb 00
7:29.94	Edwin Soi KEN	86	2 Karlsruhe	12 Feb 12	7.37	Anthony Dees USA	63	1 Chemnitz	18 Feb 00
	(11/6)				7.37	Trammell		1 Boston (Roxbury)	1 Mar 09
7:30.16	Galen Rupp USA	86	1 Stockholm	21 Feb 13	7.37	David Oliver USA	82	1 Stuttgart	5 Feb 11
7:30.51	Kenenisa Bekele ETH	82	1 Stockholm	20 Feb 07		(13/9)			
7:31.09	Tariku Bekele ETH	87	1 Stuttgart	2 Feb 08	7.38	Mark Crear USA	68	1 Sindelfingen	8 Mar 98
7:31.66	Caleb Ndiku KEN	92	2 Stockholm	21 Feb 13		(10)			
	(10)				7.38	Reggie Torian USA	75	1 Atlanta	27 Feb 99
7:32.02	Sammy Mutahi KEN	89	3 Stockholm	10 Feb 10	7.40A	Dexter Faulk USA	84	1h3 Albuquerque	25 Feb 12
7:32.41	Sergio Sánchez ESP	82	1 Valencia	13 Feb 10	7.41	Mark McKoy CAN	61	1 Toronto (SD)	14 Mar 93
7:32.43	Bernard Lagat USA	74	1 Birmingham	17 Feb 07	7.41	Courtney Hawkins USA	67	2 Barcelona	12 Mar 95
7:32.69	Markos Geneti ETH	84	2 Birmingham	17 Feb 07	7.41	Falk Balzer GER	73	1h2 Chemnitz	29 Jan 99
7:32.78	Paul Kipsiele Koech KEN	81	4 Stockholm	10 Feb 10	7.41	Liu Xiang CHN	83	1 Birmingham	18 Feb 12
7:32.87	Hagos Gebrihiwet ETH	94	1 Boston	2 Feb 13	7.42	Igor Kazanov URS/LAT	63	1r1 Moskva	25 Feb 89
7:32.89	Isiah Koech KEN	93	2 Liévin	14 Feb 12	7.42	Tony Jarrett GBR	68	2 Liévin	19 Feb 95
7:32.98	Alberto García ESP	71	1 Sevilla	22 Feb 03	7.42	Ladji Doucouré FRA	83	1 Liévin	26 Feb 05
7:33.73+	Hicham El Guerrouj MAR	74	1 Liévin	23 Feb 03	7.43	Duane Ross USA	72	1 Atlanta	28 Feb 98
7:33.73	Bouabdellah Tahri FRA	78	5 Stockholm	10 Feb 10	7.43A	Aries Merritt USA	85	1 Albuquerque	26 Feb 12
	(20)					(20)			
7:34.05	Abreham Cherkos ETH	89	1 Valencia	14 Feb 09	7.44	Elmar Lichtenegger AUT	74	2 Wien	2 Mar 02
7:34.14	Dejen Gebremeskel ETH	89	2 Stockholm	23 Feb 12	7.44	Larry Wade USA	74	2 Fayetteville	15 Feb 03
7:34.47	Mohamed Farah GBR	83	1 Birmingham	21 Feb 09	7.44	Yevgeniy Borisov RUS	84	1 Moskva	16 Feb 08
7:34.50	Craig Mottram AUS	80	1 Boston (Roxbury)	26 Jan 08	7.44	Petr Svoboda CZE	84	1 Praha (Stromovka)	27 Feb 10
7:34.81	Thomas Longosiwa KEN	82	4 Liévin	14 Feb 12	7.45	Yoel Hernández CUB	77	2 Erfurt	2 Feb 00
7:34.92	Abdelaati Iguider MAR	87	3 Stockholm	21 Feb 13	7.46	Yevgeniy Pechonkin RUS	73	1r2 Moskva	31 Jan 02
7:35.15	Moses Kiptanui KEN	70	1 Gent	12 Feb 95	7.46A	Kevin Craddock USA	87	2 Albuquerque	26 Feb 12
7:35.65	Boaz Cheboiywo KEN	78	1 Fayetteville	10 Feb 06	7.47	Ron Bramlett USA	79	1 Boston (Roxbury)	25 Feb 07
7:35.84	Million Wolde ETH	79	1 Stuttgart	6 Feb 00	7.48	Thomas Munkelt GDR	52	1 Budapest (SC)	6 Mar 83
7:35.98	Shedrack Korir KEN	78	3 Valencia	14 Feb 09		(30)			
	(30)				7.48	Maurice Wignall JAM	76	3 Budapest (SA)	6 Mar 04
					7.48	Joel Brown USA	80	3 Stuttgart	7 Feb 09
5000 Metres					<i>Rolling start</i>				
12:49.60	Kenenisa Bekele ETH	82	1 Birmingham	20 Feb 04	7.40	Yoel Hernández CUB	77	2 Madrid	16 Feb 00
12:50.38	Haile Gebrselassie ETH	73	1 Birmingham	14 Feb 99	<i>Results annulled because false start not called</i>				
12:51.48	Daniel Komen KEN	76	1 Stockholm	19 Feb 98	7.34	Falk Balzer GER	73	1 Stuttgart	7 Feb 99
12:53.29	Isiah Koech KEN	93	1 Düsseldorf	11 Feb 11	7.39	Colin Jackson GBR	67	2 Stuttgart	7 Feb 99
12:55.72	Eliud Kipchoge KEN	84	2 Düsseldorf	11 Feb 11	7.46	Mike Fenner GER	71	3 Stuttgart	7 Feb 99
12:58.67	Thomas Longosiwa KEN	82	1 Düsseldorf	10 Feb 12	High Jump				
13:01.26	Galen Rupp USA	86	1 Boston	16 Jan 14	2.43	Javier Sotomayor CUB	67	1 Budapest (SC)	4 Mar 89
13:02.69	Paul Kipsiele Koech KEN	81	3 Düsseldorf	10 Feb 12	2.42	Carlo Thränhardt FRG	57	1 Berlin (Schöneberg)	26 Feb 88
13:04.18	Yitayal Atnafu ETH	93	4 Düsseldorf	10 Feb 12	2.41	Patrik Sjöberg SWE	65	1 Pireás	1 Feb 87
13:04.35	Samuel Chelanga KEN	85	2 Boston	16 Jan 14	2.41	Sotomayor		1 Toronto (SD)	14 Mar 93
50 Metres Hurdles					2.41	Ivan Ukhov RUS	86	1 Chelyabinsk	16 Jan 14
6.25	Mark McKoy CAN	61	1h1 Kobe	5 Mar 86	2.40	Thränhardt		1 Simmerath	16 Jan 87
6.35	Greg Foster USA	58	1h3 Rosemont	27 Jan 85	2.40	Sjöberg		1 Berlin (Schöneberg)	27 Feb 87
6.36	Renaldo Nehemiah USA	59	1 Edmonton	3 Feb 79	2.40	Hollis Conway USA	67	1 Sevilla	10 Mar 91
6.36+	Duane Ross USA	72	1 Liévin	21 Feb 99	2.40	Sotomayor		1 Wuppertal	4 Feb 94
6.36+	Anier García CUB	76	1 Liévin	13 Feb 00	2.40	Sotomayor		1 Birmingham	26 Feb 94
6.36+	Ladji Doucouré FRA	83	1 Liévin	26 Feb 05	2.40	Stefan Holm SWE	76	1 Madrid	6 Mar 05
6.37	Anthony Dees USA	63	2 Liévin	13 Feb 00	2.40	Ukhov	86	1 Pireás	25 Feb 09
6.39+	Dayron Robles CUB	86	1 Stockholm	21 Feb 08		(12/6)			
6.40	Colin Jackson GBR	67	2r2 Budapest (SC)	5 Feb 99	2.39	Dietmar Mögenburg FRG	61	1 Köln	24 Feb 85
6.40+	Allen Johnson USA	71	2 Liévin	26 Feb 05	2.39	Ralf Sonn GER	67	1 Berlin (Schöneberg)	1 Mar 91
6.40+	Shamar Sands BAH	85	1 Liévin	10 Feb 09	2.38	Igor Paklin URS/KGZ	63	1 Indianapolis	7 Mar 87
					2.38	Gennadiy Avdyeyenko URS/UKR	63	2 Indianapolis	7 Mar 87
						(10)			

MARK	NAME & COUNTRY	BORN	PLACE & VENUE	DATE	MARK	NAME & COUNTRY	BORN	PLACE & VENUE	DATE
2.38	Steve Smith GBR	73	2 Wuppertal	4 Feb 94	5.86	Earl Bell USA	55	1 Portland	24 Jan 87
2.38	Hendrik Beyer GER	72	1 Weinheim	18 Mar 94		(30)			
2.38	Sorin Matei ROU	63	1 Wuppertal	3 Feb 95	5.86	Alex Averbukh ISR	74	1 Stockholm	15 Feb 01
2.38	Matt Hemingway USA	72	1 Atlanta	4 Mar 00	5.86	Romain Mesnil FRA	77	1 Toulouse	4 Mar 01
2.38	Yaroslav Rybakov RUS	80	1 Stockholm	15 Feb 05	5.86	Paweł Wojciechowski POL	89	1 Gent	13 Feb 11
2.38	Linus Thörnblad SWE	85	2 Göteborg	25 Feb 07	5.86A	Brad Walker USA	81	1 Albuquerque	26 Feb 12
2.37	Artur Partyka POL	69	1 Sulingen	3 Feb 91		<i>Exhibition</i>			
2.37	Dalton Grant GBR	66	1 Paris (Bercy)	13 Mar 94	5.86	Larry Jessee USA	52	1 Newcastle AUS	16 Oct 85
2.37	Charles Austin USA	67	1 Atlanta	2 Mar 96					
2.37	Vyacheslav Voronin RUS (20)	74	1 Glasgow	5 Mar 00					
2.37	Jaroslav Bába CZE	84	2 Arnstadt	5 Feb 05		Long Jump			
2.37	Andrey Silnov RUS	84	1 Arnstadt	2 Feb 08	8.79	Carl Lewis USA	61	1 New York	27 Jan 84
2.37	Mutaz Essa Barshim QAT	91	1 Hangzhou	19 Feb 12	8.71	Sebastian Bayer GER	86	1 Torino (OL)	8 Mar 09
2.36A	Jim Howard USA	59	1 Albuquerque	25 Jan 86	8.62	Iván Pedroso CUB	72	1 Maebashi	7 Mar 99
2.36	Ján Zvara TCH/SVK	63	1 Jablonec	14 Feb 87	8.60	Pedroso	1	Liévin	16 Feb 97
2.36	Sergey Malchenko URS/RUS	63	1 Moskva	9 Jan 88	8.59	Miguel Pate USA	79	1 New York (Armory)	1 Mar 02
2.36	Gerd Nagel FRG	57	1 Sulingen	17 Mar 89	8.56	Lewis	1	East Rutherford	16 Jan 82
2.36	Steinar Hoen NOR	71	1 Balingen	12 Feb 94	8.56	Yago Lamela ESP	77	2 Maebashi	7 Mar 99
2.36	Troy Kemp BAH	66	2 Weinheim	18 Mar 94	8.55	Lewis	1	New York	26 Feb 82
2.36	Andrey Sokolovskiy UKR (30)	78	1 Banská Bystrica	14 Feb 06	8.55	Lewis	1	East Rutherford	11 Feb 84
2.36	Andrey Teryoshin RUS	82	1 Moskva	17 Feb 06	8.54	Lewis	1	New York	28 Jan 83
2.36	Jesse Williams USA	83	2 Banská Bystrica	11 Feb 09		(10/5)			
2.36	Aleksey Dmitrik RUS	84	1 Arnstadt	2 Feb 13	8.49	Robert Emmiyan URS/ARM	65	1 Liévin	21 Feb 87
					8.45	Larry Myricks USA	56	1 Liévin	27 Jan 90
					8.44	Mike Powell USA	63	1 Budapest (SC)	5 Feb 93
					8.43	Stanislav Tarasenko RUS	66	1 Moskva	26 Jan 94
					8.43	Erick Walder USA	71	1 Indianapolis	11 Mar 94
						(10)			
					8.42	Irving Saladino PAN	83	1 Athína (Peanía)	13 Feb 08
					8.41	Kirill Sosunov RUS	75	2 Paris (Bercy)	8 Mar 97
					8.41	Joe Greene USA	67	3 Paris (Bercy)	8 Mar 97
					8.41	Savanté Stringfellow USA	78	1c2 Fayetteville	13 Feb 04
					8.40	James Beckford JAM	75	2 Madrid	9 Feb 96
					8.38	Vitaliy Shkurlatov RUS	79	1 Samara	30 Jan 00
					8.37	Joan Lino Martínez ESP	78	1 Madrid	6 Mar 05
					8.36	Ignisious Gaisah GHA	83	1 Stockholm	2 Feb 06
					8.34	Llewellyn Starks USA	67	1 Stuttgart	2 Feb 92
					8.33	Reggie Kelly USA	62	1 Jackson	3 Dec 83
						(20)			
					8.33	Roman Shchurenko UKR	76	1 Kyiv	17 Feb 02
					8.32	Vladimir Ochkan URS/UKR	68	1 Vilnius	10 Jan 88
					8.31	Mike Conley USA	62	1 Rosemont	16 Feb 86
					8.31	Aleksandr Menkov RUS	90	1 Göteborg	3 Mar 13
					8.30	Bob Beamon USA	46	1 Detroit	15 Mar 68
					8.30	Ivaylo Madenov BUL	73	1 Pireás	28 Feb 94
					8.30	Bogdan Țăruș ROU	75	1 București	29 Jan 00
					8.30	Andrew Howe ITA	85	1 Birmingham	4 Mar 07
					8.29	Dwight Phillips USA	77	1 Birmingham	15 Mar 03
					8.29	Michel Tornéus SWE	86	2 Göteborg	3 Mar 13
						(30)			
						<i>Insufficient sand (low pit)</i>			
					8.37	Sean Robbins USA	72	1 Bowling Green	10 Feb 96
						Triple Jump			
					17.92	Teddy Tamgho FRA	89	1 Paris (Bercy)	6 Mar 11
					17.91	Tamgho	1	Aubière	20 Feb 11
					17.90	Tamgho	1	Doha	14 Mar 10
					17.83	Aliecer Urrutia CUB	74	1 Sindelfingen	1 Mar 97
					17.83	Christian Olsson SWE	80	1 Budapest (SA)	7 Mar 04
					17.80	Olsson	1	Göteborg (S)	5 Mar 02
					17.77	Leonid Voloshin RUS	66	1 Grenoble	6 Feb 94
					17.76	Mike Conley USA	62	1 New York	27 Feb 87
					17.75	Phillips Idowu GBR	78	1 Valencia	9 Mar 08
					17.74	Marian Oprea ROU	82	1 București	18 Feb 06
						(10/7)			


Pole Vault


MARK	NAME & COUNTRY	BORN	PLACE & VENUE	DATE	MARK	NAME & COUNTRY	BORN	PLACE & VENUE	DATE
17.73	Walter Davis USA	79	1 Moskva	12 Mar 06	21.46	Yuriy Belonog UKR	74	1 Sumy	21 Feb 03
17.73	Fabrizio Donato ITA	76	2 Paris (Bercy)	6 Mar 11					
17.72	Brian Wellman BER (10)	67	1 Barcelona	12 Mar 95		<i>Low landing area</i>			
17.70	Will Claye USA	91	1 Istanbul	11 Mar 12	21.52	Randy Matson USA	45	1 Dallas	11 Feb 67
17.70	Daniele Greco ITA	89	1 Göteborg	2 Mar 13		<i>Professional mark</i>			
17.69	Yoandri Betanzos CUB	82	2 Doha	14 Mar 10	22.11	Brian Oldfield USA	45	1 Daly City	4 Apr 75
17.67	Oleg Protsenko URS/RUS	63	1 Osaka	15 Jan 87		<i>Doping violation</i>			
17.64	Jonathan Edwards GBR	66	1 Birmingham	15 Feb 98	21.81	Andrei Mikhnevich BLR	76	1 Mogilyov	12 Feb 10
17.63	Christian Taylor USA	90	2 Istanbul	11 Mar 12					
17.62	Yoelbi Quesada CUB	73	2 Barcelona	12 Mar 95		Heptathlon			
17.62	Yoel García CUB	73	2 Sindelfingen	1 Mar 97	6645	Ashton Eaton USA	88	1 Istanbul	10 Mar 12
17.59	Pierre Camara FRA	65	1 Toronto (SD)	13 Mar 93	6.79	8.16 14.56 2.03 /	7.68	5.20 2:32.77	
17.56	Jadel Gregório BRA (20)	80	2 Moskva	12 Mar 06	6568	Eaton		1 Tallinn	6 Feb 11
17.54	Māris Bružiks URS/LAT	62	1 Madrid	23 Feb 86	6.66	7.77 14.45 2.01 /	7.60	5.20 2:34.74	
17.53	Vladimir Inozemtsev URS/UKR	64	1 Stockholm	19 Feb 91	6499	Eaton		1 Fayetteville	13 Mar 10
17.50	Charles Simpkins USA	63	1 Los Angeles	17 Jan 86	6.71	7.73 13.12 2.11 /	7.77	5.10 2:32.67	
17.47	Denis Kapustin RUS	70	1 Lipetsk	27 Feb 94	6476	Dan O'Brien USA	66	1 Toronto (SD)	14 Mar 93
17.47	Nathan Douglas GBR	82	2 Birmingham	3 Mar 07	6.67	7.84 16.02 2.13 /	7.85	5.20 2:57.96	
17.47	David Girat CUB	84	2 Valencia	9 Mar 08	6438	Roman Šebrle CZE	74	1 Budapest (SA)	7 Mar 04
17.46	Kenny Harrison USA	65	1 Yokohama	11 Mar 90	6.97	7.96 16.28 2.11 /	7.95	4.80 2:39.67	
17.45	Khristo Markov BUL	65	1 Pireás	6 Feb 88	6424	Tomáš Dvořák CZE	72	1 Gent	26 Feb 00
17.45	Tim Rusan USA	77	1 Boston (Roxbury)	1 Mar 03	6.92	7.81 16.82 2.04 /	7.78	5.00 2:45.68	
17.41	Willie Banks USA (30)	56	1 San Diego	19 Feb 82	6420	Šebrle		1 Lisboa	11 Mar 01
17.41	Jorge Reyna CUB	63	2 Budapest (SC)	5 Mar 89	7.00	7.88 15.75 2.08 /	7.86	4.90 2:37.86	
17.41	Danila Burkenya RUS	78	1 Samara	29 Jan 04	6418	Christian Plaziat FRA	63	1 Genova	29 Feb 92
					6.83	7.58 14.53 2.13 /	7.97	5.20 2:40.17	
					6415	Sebastian Chmara POL	71	1 Valencia	1 Mar 98
					7.12	7.65 15.70 2.17 /	7.98	5.20 2:42.31	
					6412	Lev Lobodin RUS	69	1 Moskva	8 Feb 03
					6.88	7.45 16.67 2.07 /	7.82	5.20 2:46.35	
						(10/7)			
					6374	Erki Nool EST	70	2 Maebashi	7 Mar 99
					6.83	7.80 14.87 1.93 /	8.16	5.50 2:38.62	
					6372	Eelco Sintricolaas NED	87	1 Göteborg	3 Mar 13
					6.88	7.61 14.11 2.02 /	7.91	5.40 2:38.73	
					6371	Bryan Clay USA	80	1 Valencia	9 Mar 08
					6.71	7.75 16.21 2.09 /	7.86	5.00 2:55.64	
						(10)			
					6362	Mikk Pahapill EST	83	1 Torino (OL)	8 Mar 09
					7.09	7.97 15.45 2.12 /	8.03	5.10 2:45.69	
					6361	Tom Pappas USA	76	1 Birmingham	16 Mar 03
					6.89	7.56 16.23 2.17 /	7.80	4.90 2:51.65	
					6300	Aleksey Drozdov RUS	83	1 Penza	3 Feb 10
					7.08	7.55 17.03 2.15 /	8.35	5.20 2:49.41	
					6297	Kevin Mayer FRA	92	2 Göteborg	3 Mar 13
					7.10	7.54 15.16 2.05 /	8.01	5.20 2:37.30	
					6293	Jón Arnar Magnússon ISL	69	5 Maebashi	7 Mar 99
					6.99	7.69 16.08 2.02 /	8.09	5.00 2:39.55	
					6291	Frank Busemann GER	75	1 Tallinn	3 Feb 02
					6.96	7.77 14.57 2.10 /	7.91	4.85 2:40.93	
					6282	Andrey Kravchenko BLR	86	1 Paris (Bercy)	6 Mar 11
					7.09	7.49 15.04 2.09 /	8.04	5.20 2:39.80	
					6279	Michael Smith CAN	67	2 Toronto (SD)	14 Mar 93
					7.06	7.49 15.97 2.10 /	7.98	5.10 2:45.55	
					6254	Oleksiy Kasyanov UKR	85	1 Zaporizhzhya	31 Jan 10
					6.85	8.04 15.15 2.05 /	8.18	4.70 2:42.88	
					6249	Dezső Szabó HUN	67	2 Valencia	1 Mar 98
					7.00	7.50 14.40 2.02 /	8.09	5.30 2:38.12	
						(20)			
					6237	Nadir El Fassi FRA	83	2 Paris (Bercy)	6 Mar 11
					7.09	7.51 14.13 2.12 /	8.13	5.00 2:34.19	
					6232A	Gunnar Nixon USA	93	1 Albuquerque	2 Mar 13
					6.86	7.42 14.27 2.14 /	7.93	4.80 2:41.49	
					6229	Aleksandr Pogorelov RUS	80	1 Moskva	5 Feb 06
					6.90	7.48 15.77 2.10 /	7.93	5.10 2:55.59	
					6229	Dmitriy Karpov KAZ	81	2 Tallinn	16 Feb 08
					7.07	7.21 16.23 2.07 /	7.99	5.15 2:43.69	

Shot Put

MARK	NAME & COUNTRY	BORN	PLACE & VENUE	DATE	MARK	TEAM & COUNTRY	PLACE & VENUE	DATE
6228	Robert Změlík CZE	69	1 Paris (Bercy)	9 Mar 97	3:03.20	Great Britain & NI	3 Maebashi	7 Mar 99
7.00	7.53 14.51 2.01 /	7.88	5.20 2:42.41			Condon 47.30, Wariso 45.73, Patrick 45.39, Baulch 44.78		
6213	Steve Fritz USA	67	1 Manhattan	11 Feb 96	3:03.24	United States	2 Sevilla	10 Mar 91
7.00	7.31 16.02 2.07 /	7.93	5.01 2:45.75			Pierre 46.8, Jenkins 45.0, Valmon 45.5, McKay 46.02		
6208A	Trey Hardee USA	84	1 Albuquerque	27 Jan 06	3:03.24	United States	1 Moskva	12 Mar 06
6.73	7.73 14.31 1.95 /	7.87	5.30 2:55.16			Washington 45.71, Merritt 45.65, Campbell 45.76, Spearmon 46.12		
6192	André Niklaus GER	81	1 Moskva	12 Mar 06	3:03.40	United States	1 Doha	14 Mar 10
7.06	7.64 14.41 2.07 /	8.14	5.30 2:47.80			Torrance 45.75, Nixon 46.04, Tate 45.41, Jackson 46.20		
6182	Kamil Damašek CZE	73	2 Praha (Stromovka)	16 Feb 97	3:03.50	University of Arkansas	1r3 Fayetteville	9 Mar 13
7.09	7.40 15.99 2.04 /	8.36	5.10 2:37.98			Niit/EST 46.26, Braddy 46.10, Cross 45.86, Gauntlett/JAM 45.28		
6175	Kevin Lazas USA	92	1 Fayetteville	9 Mar 13	3:03.51	University of Florida INT	1r3 Fayetteville	12 Mar 05
6.90	7.55 15.00 1.99 /	8.27	5.40 2:49.00			Clarke/JAM 46.8, Middleton 46.1, Pastor 45.5, Clement 45.1		
	(30)					(10/4)		
<i>Oversized track</i>								
6283	Torsten Voss GDR	63	1 Senftenberg	27 Jan 85	3:04.82	Russia	2 Lisboa	11 Mar 01
6.85	7.59 14.86 2.09 /	8.12	4.90 2:38.5			Ladeyshchikov 46.81, Mashchenko 45.69, Gorban 46.40, Semyonov 45.92		
5000 Metres Walk								
18:07.08	Mikhail Shchennikov RUS	67	1 Moskva	14 Feb 95	3:05.9	USSR	1 Wien	14 Mar 70
18:08.86	Ivano Brugnetti ITA	76	1 Ancona	17 Feb 07		Borisenko, Zorin, Savchuk, Bratchikov		
18:11.8	Valeriy Borchin RUS	86	1 Saransk	30 Dec 10	3:05.90	Japan	2h1 Maebashi	6 Mar 99
18:15.25	Grigoriy Kornev RUS	61	1 Moskva	7 Feb 92		Takahashi 46.69, Osakada 46.27, Kan 46.98, Karube 45.96		
18:15.54	Andrey Ruzavin RUS	86	1 Samara	30 Jan 14	3:06.10	Czech Republic	1 Gent	27 Feb 00
18:17.13	Vladimir Kanaykin RUS	85	2 Moskva	5 Feb 12		Mužik 45.97, Poděbradský 47.29, Tesaik 46.91, Blaha 45.93		
18:19.97	Giovanni DeBenedictis ITA	68	1 Genova	28 Feb 92	<i>Oversized track</i>			
18:22.25	Andreas Erm GER	76	1 Dortmund	25 Feb 01	3:02.95A	Southern Methodist University INT	1r3 Flagstaff	2 Mar 85
18:23.38	Rishat Shafikov RUS	70	1 Samara	1 Mar 97		Spells, Nylander/SWE, Jones, Robinzine		
18:23.88	Frantz Kostyukevich URS/BLR	63	1 Volgograd	9 Feb 91	3:03.34A	University of Arkansas USA	2r3 Flagstaff	2 Mar 85
						DuPont, Moss, Cleary, Haley		
4 x 200 Metres Relay								
1:22.11	Great Britain & NI		1 Glasgow	3 Mar 91	3:03.40A	Baylor University USA	1r2 Flagstaff	2 Mar 85
	Christie 20.6, Braithwaite 20.7, Mafe 20.7, Regis 20.1					Chase, Graham, Thomas, Caldwell		
1:22.32	Italy		1 Torino	11 Feb 84	3:03.43	Arizona State University USA	1r2 Ames	6 Mar 04
	Pavoni 20.8, Bongiorno 20.6, Tilli 20.5, Simionato 20.4					Barton, Fitch, Amoo, Peterson		
1:22.71	United States		2 Glasgow (KH)	3 Mar 91	3:03.59A	Southern Methodist University INT	1h1 Flagstaff	1 Mar 86
	Jefferson, Pierre, McKay, Little					Jones, Josjö/SWE, Martin, Robinzine		
1:23.04	Russia		1 Glasgow (KH)	30 Jan 93	3:03.95	University of Florida INT	1r1 Ames	12 Feb 05
	Ivanov, Fatun, Fedoriv, Vdovin					Clarke/JAM 47.4, Middleton 45.8, Pastor 46.0, Clement 44.8		
1:23.97	Scarborough Optimists CAN		1 Sherbrooke	26 Feb 83	4 x 800 Metres Relay			
	Williams, McKoy, Johnson, Sharpe					' = 4 x 880 yards less 2.40 (2.4)		
1:23.98	TV Wattenscheid GER	1r3	Karlsruhe	26 Feb 06	7:13.94	Global Athletics USA	1 Boston (Roxbury)	6 Feb 00
	Ernst, M Blume, Schulte, Ostwald					Woody 1:49.34, Paranya 1:48.31, Kenah 1:48.48, Krummenacker 1:47.81		
1:24.00	France	2	Glasgow (KH)	6 Feb 88	7:14.78	Reebok Enclave USA	2 Boston (Roxbury)	6 Feb 00
	Sangouma, Trouabal, Goris, Marie-Rose					Gaskins 1:50.66, Murphy 1:49.19, Schroer 1:48.23, Woodward 1:46.70		
1:24.17	LG Bayer Leverkusen I FRG	1	Dortmund	16 Feb 85	7:15.77	Moskva Region RUS	1 Moskva	10 Feb 08
	Pilgram, Dobeleit, Geuyen, Lübke					Trubetskoy, Bukreyev, Bogdanov, Borzakovskiy		
1:25.16	USSR	2	Paris (Bercy)	10 Feb 90	7:16.59	Santa Monica Track Club INT	3 Boston (Roxbury)	6 Feb 00
	Krylov/RUS, Shlychkov/UKR, Kocheryagin/LAT, Kornilov/RUS					Destine/HAI 1:52.12, Royster 1:50.37, Robinson 1:46.19, J Gray 1:47.91		
1:25.18	Yugoslavia	2	Torino	13 Feb 91	7:17.45	Clemson University INT	1 Indianapolis	11 Mar 89
	Branković, Djurović, Mačev, Jovković					Radziwinski, Wittman, Greyling/RSA, Herrington		
<i>Oversized track</i>								
1:25.10	Sweden	1	Umeå	24 Feb 01	7:17.77	George Mason University INT	2 Indianapolis	11 Mar 89
	Laursen, Sunneborn, Wissman, Sandin					Anthony, Gambrah/GHA, Barrett/JAM, Cook		
4 x 400 Metres Relay								
3:01.96	United States "All-Star Team"	1	Fayetteville	11 Feb 06	7:17.8	USSR	1 Sofia	14 Mar 71
	Clement 46.10, Spearmon 45.94, Williamson 45.18, Wariner 44.74					Taratynov, Meshcherskikh, Taranov, Semyashkin		
3:02.83	United States	1	Maebashi	7 Mar 99	7:18.23	University of Florida USA	1 Indianapolis	14 Mar 92
	Morris 45.85, D Johnson 46.18, Minor 46.05, Campbell 44.75					Jones, Lacy, Adderley, Peters		
3:03.01	Poland	2	Maebashi	7 Mar 99	7:18.4'	University of Chicago Track Club USA	1 Louisville	9 Feb 74
	Haczek 46.42, Bocian 45.43, Rysiukiewicz 45.77, Mačkowiak 45.39					Bach, Sparks, Paul, Wohlhuter		
3:03.05	Germany	1	Sevilla	10 Mar 91	7:19.13	Eastern Michigan University INT	1 Indianapolis	13 Mar 93
	Lieder 46.53, Carlowitz 45.15, Ka. Just 46.35, Schönlebe 45.02					Lowe, McMullen, Rhymer, Asinga/SUR		
					7:19.2	Poland	2 Sofia	14 Mar 71
						Linkowski, Szordykowski, Skowronek, Wardak		
<i>Oversized track</i>								
					7:14.6'	Santa Monica Track Club USA	1 Houston	16 Feb 80
						Masteron, Frichtel, Gray, Rafferty		

MARK	TEAM	PLACE & VENUE	DATE
7:17.4'	University of Wisconsin USA Curtis, Baker, Vandrey, Winzenried	1r2 Houston	12 Feb 71
7:17.4'	University of Illinois USA Mango, Kaemerer, LaBadie, Phillips	1 Houston	12 Feb 72
7:18.3'	Villanova University INT A Korir/KEN, Hunter/IRL, England, Paige	2 Houston	16 Feb 80
7:18.77	University of Kansas USA Teal, Waters, Cox, Handy	1 Ames	6 Mar 92
7:18.81'	Eastern Michigan University INT Kerbey, Mifsud, Griffiths/GBR, Dailey	1 South Bend	24 Feb 90
7:19.00'	Villanova University INT Harris, Seeger, Howe, Rowbotham/GBR	1 South Bend	25 Feb 89
7:19.16	University of Arkansas INT Bruton/IRL, Contreras, Williams, Hood/CAN	1 Ames	9 Feb 91
7:19.27	University of Arkansas INT Boykins, Gabor, Hood/CAN, Contreras	1 Ames	15 Feb 92
<i>Questionable course length</i>			
7:18.67	University of Arkansas INT Looney/IRL, M Taylor, Brown, Moncrieffe/CAN	1r3 Oklahoma City	14 Mar 87





NATIONAL INDOOR RECORDS

Records set in 2014 are shown in bold type. Asterisks denote the presence of a footnote relating to the record of the country.
As at January 31, 2014.

COUNTRY	MARK	NAME	VENUE	DATE	COUNTRY	MARK	NAME	VENUE	DATE
60 Metres					DEN	6.65	Benjamin Hecht	Malmö	20 Feb 99
AFG	7.25	Masoud Azizi	Hanoi	31 Oct 09	DMA	6.72	Sherwin James	Moscow/USA	7 Mar 03
AIA	7.04	Keiron Rogers	Istanbul	9 Mar 12	DOM	6.72	Fernando Ramírez	Stange	15 Jan 94
ALB	6.77	Arben Maka	Torino	10 Feb 01	ECU	6.93	Freddy Eduardo Quintero	Valladolid	14 Feb 09
ALG*	6.80	Mustapha Kamel Selmi	Zaragoza	26 Feb 88	EGY	6.69	Amr Ibrahim Seoud	Valencia	7 Mar 08
	6.80	Mustapha Kamel Selmi	Braga	21 Jan 89	ERI	6.77	Berhane Haile	Solna	14 Jan 95
AND	7.01	Estéve Martín	Escaldes	4 Mar 00	ESP	6.55	Angel David Rodríguez	Düsseldorf	8 Feb 13
ANG	6.80	Afonso Ferraz	Braga	21 Jan 89		6.3	Pedro Pablo Nolet	Oviedo	15 Jan 00
ANT	6.54	Daniel Bailey	Birmingham (1h2)	21 Feb 09	EST	6.71	Argo Golberg	Tallinn	22 Feb 03
	6.54	Daniel Bailey	Birmingham (2)	21 Feb 09		6.4	Enn Lilienthal	Moskva	3 Feb 88
	6.54	Daniel Bailey	Boston	6 Feb 10	ETH	6.82	Berhane Haile	Göteborg	12 Jan 91
ARG	6.69	Jorge Polanco	Madrid	8 Feb 97	FIJ	7.17	Roy Ravana	Istanbul	9 Mar 12
ARM	6.93	Arman Andreasian	Paris	5 Mar 11	FIN	6.58	Markus Pöyhönen	Helsinki	4 Mar 03
ARU	6.63	Miguel Janssen	Den Haag	14 Feb 98		6.58	Markus Pöyhönen	Birmingham	14 Mar 03
AUS	6.52	Matt Shirvington	Maebashi (1h1)	7 Mar 99	FRA	6.45	Ronald Pogonon	Karlsruhe	13 Feb 05
	6.52	Matt Shirvington	Maebashi (4)	7 Mar 99	FSM	7.02	Jack Howard	Budapest	5 Mar 04
AUT*	6.56	Andreas Berger	Wien	27 Feb 88	GAB	6.64	Patrick Mocchi Raoumbé	Liévin	20 Feb 00
	6.56	Andreas Berger	Den Haag	18 Feb 89	GAM	6.71	Jaysuma Saïdy Ndure	Mustasaari	19 Feb 06
AZE	6.61	Aleksandr Kornelyuk	Göteborg	9 Mar 74	GBR	6.42	Dwain Chambers	Torino	7 Mar 09
BAH	6.54	Warren Fraser	Birmingham/USA	18 Jan 14	GBS	6.80	Holder da Silva	Pombal	14 Feb 09
BAN	7.04	Mohamed Abu Abdullah	Tehran	6 Feb 04	GEO	6.71	Besik Gotsiridze	Moskva	5 Feb 86
	7.04	Mohamed Mesbah Ahmed	Istanbul	9 Mar 12	GEQ	7.27	Norberto Nsue Ondo	Maebashi	7 Mar 99
BAR	6.56	Obadele Thompson	Fairfax	19 Feb 99	GER	6.53	Sven Matthes	Wien	13 Feb 88
BEL	6.56	Ronald Desruelles	Maastricht	10 Feb 85	GHA	6.45A	Leonard Myles-Mills	Colorado Springs	20 Feb 99
	6.56	Ronald Desruelles	Sindelfingen	5 Feb 88	GIB	7.34	Dominic Carroll	Torino	7 Mar 09
BEN	6.81	Souhalia Alamou	Montréal	19 Feb 05	GRE	6.50	Haris Papadiás	Paris	7 Mar 97
BER	6.69	William Trott	Indianapolis	6 Mar 87	GRN	6.65	Sean Lambert	Lexington	24 Feb 01
BHU	7.64	Kinley Tenzin	Hanoi	31 Oct 09	GUA	6.70A	Rolando Blanco	Flagstaff	7 Feb 04
BIH	6.94	Ilija Cvijetić	Paris	5 Mar 11	GUI	6.83	Theodore Haba	Bordeaux	26 Feb 94
BIZ	6.84	Errol Thurton	Newark	6 Feb 00		6.83	Nabie Fofanah	Boston/Allston	20 Jan 02
BLR	6.60	Maksim Lynsha	Mogilyov	15 Feb 08	GUM	7.19	Jude Martinez	Seattle	1 Mar 08
BOL	7.08	Guillermo Saucedo	Budapest	5 Mar 89	GUY	6.60	Adam Harris	Ann Arbor	21 Feb 09
BOT	6.72	Gable Garenamotse	Cardiff	27 Nov 02	HAI	6.72	Yvon Darbouze	Sherbrooke	27 Feb 99
BRA	6.52	José Carlos Moreira	Paris	13 Feb 09	HKG	6.67	Lai Chun Ho	Hangzhou	18 Feb 12
BRN	6.78	Mohamed Adel Farhan Khalifa	Hanoi	31 Oct 09	HON	6.62	Rolando Palacios	Praha	26 Feb 09
BRU	7.44	Shahrifur Bahrain Zainal	Valencia	7 Mar 08	HUN	6.54	Gábor Dobos	Chemnitz	18 Feb 00
BUL	6.58	Petar Petrov	Sofia	25 Feb 78	INA	6.73	Sapwatur Rahman	Hangzhou	18 Feb 12
BUR*	6.77	Idrissa Sanou	Birmingham	14 Mar 03	IND	6.87	Sameer Mon	Athina	14 Mar 09
CAF	6.65	Béranger Bossé	Aubiére	25 Feb 12	IRI	6.59	Hassan Heidarpoor	Hangzhou	18 Feb 12
CAM	6.95	Pin Wanheab	Maggingen	16 Feb 13	IRL	6.61	Paul Hession	Birmingham	3 Mar 07
CAN	6.45	Bruny Surin	Liévin	13 Feb 93	IRQ	6.98	Hasanine Hassan Zubaiyen	Istanbul	9 Mar 12
CAY	6.56	Kareem Streete-Thompson	Leipzig	29 Feb 04	ISL	6.80	Einar Thór Einarsson	Malmö	6 Feb 93
	6.56	Kemar Hyman	Birmingham/USA	21 Jan 12		6.5	Bjarni Thór Traustason	Reykjavík	15 Mar 97
CGO	6.63	Roger Anguono-Moke	Chemnitz	7 Feb 03	ISR	6.68	Alex Porkhomovskiy	Samara	21 Feb 99
CHA	6.93	Docteur Awouride	Vouneuil-sous-Biard	12 Feb 11		6.68	Attila Farkas	Budapest	26 Jan 02
CHI	6.61	Kael Becerra	Valencia	10 Feb 07	ISV	6.66A	David Walters	Albuquerque	2 Feb 13
CHN	6.55	Su Bingtian	Nanjing	6 Mar 13	ITA	6.51	Michael Tumi	Ancona	17 Feb 13
CIV	6.58	Ibrahim Meité	Liévin	13 Feb 94	IVB	6.71	Dion Crabbe	Fayetteville	23 Feb 02
	6.58	Ibrahim Meité	Sherbrooke	9 Mar 02	JAM	6.47	Lerone Clarke	Birmingham	18 Feb 12
CMR	6.67	Emmanuel Ngom-Priso	Aubiére	17 Feb 07	JOR	6.86	Khalil Al-Hanahneh	Pattaya	10 Feb 06
	6.67	Emmanuel Ngom-Priso	Paris	23 Feb 07	JPN	6.55	Nobuharu Asahara	Sindelfingen	1 Mar 97
COD	6.81	Olivier Sekanyambo	Gent	17 Feb 02	KAZ	6.51	Vitaliy Savin	Moskva	1 Feb 92
COK	7.23	Harmon Harmon	Budapest	5 Mar 04	KEN	6.70	Paulvince Obuon	State College	28 Jan 05
COL	6.77	Jimmy Pino	Lincoln	25 Feb 01	KGZ	6.84	Aleksandr Zolotukhin	Omsk	24 Dec 05
COM	6.69	Hadhari Djaffar	Paris	26 Feb 00		6.4	Aleksandr Zolotukhin	Bishkek	25 Feb 10
CPV	7.01	Namuel Cruz	Luxembourg	31 Jan 09	KIR	7.26	Rabangaki Nawai	Valencia	7 Mar 08
CRC	6.71	Bob Colville-Brown	Ann Arbor	8 Jan 05	KOR	6.74	Cho Kyu-Won	Montréal	5 Dec 09
CRO	6.63	Dejan Vojnović	Linz	7 Mar 03	KSA	6.56	Yahya Saeed Al-Kahes	Macau	30 Oct 07
CUB	6.49	Freddy Mayola	Madrid	16 Feb 00	KUW	6.78	Saleh Abdelaziz Al-Haddad	Tehran	12 Feb 09
CYP	6.58	Yiannakis Zisimides	Pireás	3 Mar 96	LAO	7.12	Chaleunsook Adoudomphonh	Hanoi	31 Oct 09
CZE	6.58	František Ptáčník	Liévin	21 Feb 87					

COUNTRY	MARK	NAME	VENUE	DATE	COUNTRY	MARK	NAME	VENUE	DATE
LAT	6.65	Juris Silovs	Göteborg	9 Mar 74	SEN	6.56	Charles-Louis Seck	Liévin	7 Feb 87
	6.4	Juris Silovs	Moskva	4 Feb 71	SEY	6.97	Danny D'Souza	Doha	12 Mar 10
	6.4	Genadijs Murašovs	Riga	30 Jan 81	SIN	6.71	Gary Yeo Foo Ee	Hangzhou	18 Feb 12
LBR	6.67	Abraham Morlu	Leipzig	13 Feb 10	SKN	6.50	Kim Collins	Karlsruhe	13 Feb 11
	6.67	Abraham Morlu	Doha	13 Mar 10	SLE	6.63	Ibrahim Kabia	Fayetteville	10 Mar 07
LCA	6.66A	Ronald Promesse	Colorado Springs	19 Feb 99	SLO	6.58	Matic Osovnikar	Budapest	5 Mar 04
LES	7.00	Mosito Lehata	Istanbul	9 Mar 12		6.58	Matic Osovnikar	Moskva	10 Mar 06
LIB	6.95	Mohammad Siraj Tamim	Pattaya (5h2)	10 Feb 06	SMR	6.87	Gian Nicola Berardi	Ancona	31 Jan 04
	6.95	Mohammad Siraj Tamim	Pattaya (7s1)	10 Feb 06	SOL	7.07	Francis Manioru	Moskva	10 Mar 06
LIE	7.26	Fabian Haldner	St. Gallen	19 Jan 14	SOM	7.22	Abdi Aziz Warsame	Eskilstuna	5 Feb 11
LTU	6.62	Kastytis Klimas	Rodovre	10 Jan 93	SRB	6.76	Aleksandar Popović	Sofia	9 Feb 85
LUX	6.76	Daniel Abenzoar-Foule	Moskva	10 Mar 06	SRI	6.79	Ashan Hasaranga	Hanoi	31 Oct 09
MAC	6.94	Pao Hin Fong	Macau	30 Oct 07	STP	6.95	Yazaldes Nascimento	Espinho	5 Feb 05
MAD	6.94	Avotoniaina Rakotoarimiandry	Val-de-Reuil	27 Jan 13		6.95	Yazaldes Nascimento	Espinho	18 Feb 06
MAR	6.68	Aziz Ouhadi	Istanbul	10 Mar 12	SUD	6.88	Rabah Yousif	Sheffield	11 Feb 07
MAS	6.66	Watson Nyambek	Maebashi	7 Mar 99	SUI	6.60	Cédric Grand	Magglingen	20 Feb 99
MAW	7.65	Ngoni Tengatenga	New Haven	5 Dec 09	SUR	6.68	Ifrish Alberg	Johnson City	23 Feb 13
MDA	6.77	Aleksandr Afteni	Moskva	18 Feb 83	SVK	6.65	Luboš Chochlík	Jablonec	31 Jan 87
	6.4	Aleksandr Afteni	Chişinău	2 Feb 85	SWE	6.58	Peter Karlsson	Gent	7 Feb 96
MDV	7.27	Ismail Shanif	Tehran	24 Feb 10		6.58	Patrik Lövgren	Paris (2h7)	7 Mar 97
MEX	6.93	Carlos Villaseñor	Barcelona	10 Mar 95		6.58	Patrik Lövgren	Paris (2s2)	7 Mar 97
MGL	6.94	Tsagaan Odonbaatar	Moskva	25 Feb 89	SWZ	7.04	Sibusiso Matsenjwa	Istanbul	9 Mar 12
MHL	6.70	Roman Cress	Ames (2h)	8 Dec 00	SYR	6.97	Ahmad Rahal	Tehran	24 Feb 10
	6.70	Roman Cress	Ames (5)	8 Dec 00	TGA	7.13	Peauope Suli	Waitemata	23 Jul 89
MKD	6.86	Riste Pandev	Magglingen	16 Feb 13	THA	6.65	Wachara Sondee	Pattaya	10 Feb 06
MLI	6.63	Ousmane Diarra	Atlanta	2 Mar 96		6.65	Wachara Sondee	Macau	30 Oct 07
MLT	6.76	Darren Gilford	Birmingham (1s2)	14 Feb 04	TJK	7.07	Igor Khan	Tashkent	26 Feb 09
	6.76	Darren Gilford	Birmingham (2)	14 Feb 04	TKM	7.19	Ildar Hojaye	Tehran	24 Feb 10
MNE	6.94	Boris Savic	Beograd	11 Feb 07		6.5	Ildar Hojaye	Ashgabat	28 Jan 12
MNT	6.91	Stephen Lewis	Toronto	12 Mar 93		6.5	Akmyrat Orazgeldyev	Ashgabat	25 Jan 13
MON	6.94	Sébastien Gattuso	Valencia	7 Mar 08	TKS	6.95	Darian Forbes	Charleston	20 Feb 04
MOZ	7.28	Artur Augusto	Espinho	28 Jan 06	TOG	6.74	Justin Ayassou	Liévin	10 Jan 99
MRI	6.68	Jonathan Chimier	Moskva	23 Feb 03	TPE	6.68	Cheng Hsin-Fu	Osaka	11 Feb 88
MTN	6.92	Cheikh Diagana	Poitiers	11 Feb 06	TTO	6.49	Ato Boldon	Birmingham	23 Feb 97
NAM	6.51	Frankie Fredericks	Toronto	12 Mar 93	TUN	6.98	Hamdi Dhouibi	Aubiére	28 Feb 03
NCA	7.56	Kelton Acuna	Mondeville	23 Jan 11	TUR*	6.70	Erol Mutlusoy	Istanbul	20 Feb 00
NED	6.60	Brian Mariano	Paris	5 Mar 11	TUV	7.61	Tavevele Noa	Istanbul	9 Mar 12
NEP	7.09	Ram Krishna Chaudhari	Lisboa	11 Mar 01	UAE	6.72	Omar Juma Al-Salfa	Hanoi	31 Oct 09
NFI	7.06	Jonathan McKee	Karlstad	6 Feb 88	UGA	6.84A	Robert Mugagga	Logan	26 Jan 01
NGR	6.48	Deji Aliu	Liévin	21 Feb 99	UKR	6.54	Konstantin Rurak	Zaporizhzhya	29 Jan 04
NIG	7.47	Smael Madougou	Aubiére	21 Jan 06		6.3	Viktor Bryzgin	Kiyev	4 Feb 83
NMI	7.17	Tyrone Omar	Moskva	10 Mar 06		6.3	Viktor Bryzgin	Voroshilovgrad	12 Jan 85
NOR	6.55	Jaysuma Saidy Ndure	Gent	24 Feb 08		6.3	Viktor Bryzgin	Kiyev	2 Feb 85
NRU	7.30	Jay Jay Capelle	Birmingham	14 Mar 03		6.3	Aleksandr Naduda	Kiyev	2 Feb 85
NZL	6.59	Augustine Nketia	Barcelona	10 Mar 95		6.3	Viktor Bryzgin	Kiyev	30 Jan 88
OMA	6.67	Barakat Mubarak Al-Harhi	Doha	13 Mar 10		6.3	Viktor Bryzgin	Kiyev	30 Jan 88
PAK	6.79	Muhammad Imran	Macau	30 Oct 07		6.3	Nikolay Razgonov	Kiyev	30 Jan 88
PAN	6.81	Mateo Edward	Birmingham/USA	12 Jan 13		6.3	Viktor Bryzgin	Lugansk	15 Jan 91
PAR	6.81	Diego Ferreira	Budapest	28 Feb 04		6.3	Viktor Bryzgin	Lugansk	5 Jan 92
PER	6.83	Fernando Acevedo	Cosford	1 Mar 78		6.3	Viktor Bryzgin	Lugansk	11 Jan 92
PHI	6.77A	Eric Cray	Albuquerque	18 Jan 14		6.3	Sergey Osovich	Lvov	3 Feb 95
PLE	7.65	Jalal Kassab	Doha	12 Mar 10		6.3	Sergey Osovich	Kiyev	12 Feb 95
PLW	7.20	Rodman Teltull	Istanbul	9 Mar 12		6.3	Konstantin Rurak	Zaporizhzhya	7 Feb 04
PNG	6.79	Peter Pulu	Barcelona	10 Mar 95	URU	7.17	Jesús Carabajal Amaya	Sabadell	22 Jan 12
	6.79	Peter Pulu	Birmingham	14 Mar 03	USA	6.39	Maurice Greene	Madrid	3 Feb 98
POL	6.51	Marian Woronin	Liévin	21 Feb 87		6.39	Maurice Greene	Atlanta	3 Mar 01
POR	6.53	Francis Obikwelu	Paris	6 Mar 11	UZB	6.68	Anvar Kuchmuradov	Moskva	1 Feb 92
PRK	6.8	Song Un Song	Pyongyang	16 Aug 12		6.4	Pyotr Vorobyov	Omsk	1 Feb 82
PUR	6.69	Sean Holston	Blacksburg	3 Mar 12	VAN	7.32	Moses Kamut	Doha	12 Mar 10
	6.69A	Carlos Rodriguez	Albuquerque	8 Feb 13	VEN	6.76A	Victor Castillo	Flagstaff	19 Feb 05
PYF	6.82	Raihu Maiiau	Bompas	26 Jan 14		6.76	José Acevedo	Lexington	7 Feb 09
QAT	6.50A	Tosin Ogunode	Flagstaff	25 Jan 14	VIE	6.80	Nguyen Van Mua	Hanoi	31 Oct 09
ROU	6.60	Johann Schromm	Bucureşti	14 Feb 81	VIN	6.78	Joel Mascoll	New York	2 Feb 01
	6.60	Cătălin Cîmpeanu	Bucureşti	9 Feb 13	YEM	7.32	Mohamed Ali Samantar	Paris	18 Jan 85
RSA	6.48	Morné Nagel	Dortmund	27 Jan 02	ZAM	6.59	Gerald Phiri	College Station	31 Jan 09
RUS	6.52	Andrey Grigoryev	Volgograd (1s2)	24 Feb 95		6.59	Gerald Phiri	College Station	13 Mar 09
	6.52	Andrey Grigoryev	Volgograd (1)	24 Feb 95		6.59	Gerald Phiri	College Station	29 Jan 11
	6.52	Andrey Yepishin	Moskva	10 Mar 06		6.59	Gerald Phiri	College Station	12 Feb 11
RWA	7.73	Clement Manaliyo	Aubiére	1 Feb 03		6.59	Gerald Phiri	Fayetteville	11 Feb 12
SAM	7.08	Tala Talia	Kearns	21 Feb 03	ZIM	6.60	Ngonidzashe Makusha	Blacksburg	27 Feb 09

COUNTRY	MARK	NAME	VENUE	DATE	COUNTRY	MARK	NAME	VENUE	DATE
Notes					ESP	20.87	Antonio Sánchez	Torino	3 Feb 85
<i>Not recognised by federation:</i>					EST	20.70	Marek Niit	Fayetteville	26 Feb 11
ALG	6.70	Mustapha Kamel Selmi		87	ETH	21.90	Alemayehu Gudeta	Budapest (3h1)	3 Mar 89
<i>Doubtful timing:</i>					ETH	21.90	Alemayehu Gudeta	Budapest (6s2)	3 Mar 89
AUT	6.3	Andreas Berger	Karlsruhe	24 Feb 91	FIJ	21.64A	Soloveni Nakaunicina	Reno	8 Feb 97
<i>Rolling start:</i>					FIN	20.72	Jonathan Astrand	Växjö	9 Feb 13
BUR	6.76	Idrissa Sanou	Mondeville	26 Jan 08	FRA	20.36	Bruno Marie-Rose	Liévin	22 Feb 87
<i>Not eligible for new country following transfer:</i>					GAB	21.60	Antoine Boussombo	Winnipeg	2 Feb 02
TUR	6.58	Ramil Guliyev	Sumy	13 Jan 12	GAM	22.57	Paul Gomez	Oslo	8 Feb 86
200 Metres					GBR	20.25	Linford Christie	Liévin	19 Feb 95
AFG	27.44	Vahid Rezae	Östersund	27 Jan 07	GBS	22.08	Holder da Silva	Espinho	3 Feb 08
AIA	22.26	Trevor Davis	Cosford	2 Feb 91	GEO	21.13	Besik Gotsiridze	Volgograd	11 Feb 88
ALB	21.90	Oltion Luli	Pireás	22 Feb 98	GER	20.42	Sebastian Ernst	Leipzig	27 Feb 11
ALG	21.24	Malik-Khaled Louahla	Maebashi	5 Mar 99	GHA*	20.95	Seth Amoo	Nampa	11 Feb 05
AND	22.52	Daniel Gómez	Bordeaux	13 Mar 99	GRE	20.62	Alexis Alexopoulos	Pireás	11 Feb 96
ANG	21.93	Miguel Angel Makangu	Eaubonne	22 Jan 09	GRN	20.58A	Kirani James	Albuquerque	21 Jan 11
ANT	20.84	Brendan Christian	Fayetteville	14 Mar 03	GUA	21.52	Rolando Blanco	New York	19 Feb 00
ARG	21.08	Carlos Gats	Maebashi	5 Mar 99	GUI	21.42	Joseph Loua	Vilafranca del Penedés	2 Feb 97
ARU	21.14	Miguel Janssen	Gent	1 Feb 98	GUM	23.41	Albert Juan	(USA)	11 Feb 95
AUS	20.71	Damien Marsh	Toronto	14 Mar 93	GUY	20.99	Adam Harris	College Station	1 Mar 09
AUT	20.82	Christoph Pöstinger	Wien	25 Feb 96	HAI	21.13	Jonathan Juin	Fayetteville	26 Feb 11
AZE	21.51	Ramil Guliyev	Tallinn	4 Feb 09	HKG	21.79	Chiang Wai Hung	Tianjin	18 Feb 04
BAH	20.50A	Demetrius Pinder	Albuquerque	3 Feb 12	HUN	20.84	István Nagy	Budapest	24 Feb 85
BAN	23.01	Moh. Masudul Karim	Tehran	7 Feb 04	INA	21.58	Mohamed Yudi Purnomo	Paris	19 Jan 85
BAR	20.26	Obadele Thompson	Maebashi	6 Mar 99	IND*		See footnote		
BEL	20.66	Patrick Stevens	Liévin	19 Feb 95	IRI	21.80	Amir Hossein Tavakolian	Tehran	21 Jan 04
	20.66	Erik Wijmeersch	Gent	12 Feb 97	IRL	20.75	Paul Brizzel	Birmingham	2 Mar 03
	20.66	Patrick Stevens	Gent	25 Feb 00	ISL	21.65	Óli Tómas Freysson	Reykjavik	24 Feb 08
BEN	24.90	Michael Dognon	Eaubonne	18 Dec 10	ISR	21.37	Tommy Kafri	Valencia	28 Feb 98
BER	20.77	Troy Douglas	Paris	7 Mar 97	ISV*	21.13	Tabarie Henry	College Station	16 Jan 10
BIH	23.02	Nedim Čović	Budapest	27 Jan 06	ITA	20.52	Stefano Tilli	Torino	21 Feb 85
BIZ	22.00	Errol Thurton	Newark	6 Feb 00	IVB	21.10	Dion Crabbe	Fayetteville	23 Feb 02
BLR	21.14	Aleksandr Linnik	Fayetteville	11 Feb 12	JAM	20.52	Omar Brown	Fayetteville	11 Mar 05
	20.8	Sergey Konchits	Minsk	5 Feb 84	JPN	20.63	Koji Ito	Maebashi	5 Mar 99
BOL	23.56	Alberto Antelo	Antequera	18 Jan 14	KAZ	20.95	Gennadiy Chernovol	Tianjin	18 Feb 01
BOT	21.36	Garologelwang Masheto	College Station	1 Mar 09	KEN	20.85	Paulvince Obuon	Boston/Allston	6 Mar 04
BRA	20.65	Róbson da Silva	Sindelfingen	26 Feb 89	KGZ	22.34	Aleksandr Zolotukhin	Karaganda	5 Feb 05
BRN	21.87	Adel Mohamed Farhan	Tehran	7 Feb 04		21.7	Aleksandr Zolotukhin	Bishkek	25 Feb 09
BUL	20.41	Nikolay Antonov	Genova	1 Mar 92	KSA	21.98A	Adel Al-Nasser	Pocatello	26 Feb 11
BUR	21.64	Harouna Palé	(FRA)	88	KUW	22.13	Khaled Atiq Al-Johar	Rashd	9 Feb 01
CAF	21.02	Valentin Ngbogo	Liévin	12 Jan 95	LAT	21.26	Sergejs Inšakovs	Malmö	21 Feb 98
CAM	22.12	Pin Wanheab	Maggingen	17 Feb 13	LBR	21.33	Hafiz Greigre	Boston	24 Feb 07
CAN	20.66	Bruny Surin	Sherbrooke	14 Feb 98		21.33	Cyrus Wesley	Boston/Allston	28 Jan 12
CAY*	21.42	Kemar Hyman	Blacksburg	22 Jan 11		21.33	Cyrus Wesley	Boston/Allston	11 Feb 12
CGO	21.44	Roger Anguono-Moke	Dortmund	5 Feb 03	LCA*	21.49	Mandela Clifford	Fayetteville	12 Feb 11
CHA	22.07	Docteur Awouride	Val-de-Reuil	20 Feb 11		21.49	Corneil Lionel	Lincoln	18 Jan 14
CHI	20.98	Sebastián Keitel	Barcelona	11 Mar 95	LIB	22.73	Thomas Semaan	Nogent-sur-Oise	6 Feb 11
CHN	20.75	Zhang Peimeng	Beijing	30 Mar 13	LIE	23.13	Fabian Haldner	St. Gallen	10 Feb 13
CIV	21.08	Ahmed Douhou	Liévin	12 Jan 97	LTU*	21.27	Kastytis Klimas	Moskva	18 Jan 92
CMR	20.47	Joseph Batangdon	Aubiére	2 Mar 03	LUX	21.12	Daniel Abenzoar-Foule	Luxembourg	27 Jan 06
COD*	21.23	Gary Kikaya	Blacksburg	18 Jan 03	MAC	22.42	Chao Un Kei	Birmingham	14 Mar 03
COL	21.26	Jimmy Pino	Lincoln	24 Feb 01	MAD	21.59	Hubert Rakotombélontsoa	Nogent-sur-Oise	15 Feb 97
COM	21.20	Hadhari Djaffar	Liévin	18 Feb 00	MAR	21.19	Aziz Ouhadi	Liévin	8 Feb 11
CPV	22.58	Gracelino Barbosa	Pombal	13 Feb 11	MAW	23.69	Ngoni Tengatenga	New Haven	5 Dec 09
CRC*	22.07	Bob Colville-Brown	Ypsilanti	28 Jan 06	MDA	21.98	Iurii Iordanov	Chişinău	12 Mar 85
	22.07	Bob Colville-Brown	Ypsilanti	11 Feb 06	MEX	20.81A	José Carlos Herrera	Albuquerque	24 Jan 14
CRO	21.35	Josip Šoprek	Wien	5 Feb 05	MGL	22.60	Tsendsuren Erdene-Munkh	Moskva	26 Feb 89
CUB	20.46	Iván García	Paris	8 Mar 97	MHL	21.59	Roman Cress	Iowa City	26 Feb 99
CYP	20.65	Anninos Marcoullides	Valencia	1 Mar 98	MKD	22.19	Riste Pandev	Maggingen	25 Jan 14
CZE	20.69	Radek Zachoval	Wien	12 Feb 01	MLI	21.45	Sadio Diallo	New York/Armory	2 Feb 13
DEN	21.17	Morten Jensen	Göteborg	19 Feb 05	MLT	22.30	Mario Bonello	Valencia	28 Feb 98
	21.17	Morten Jensen	Malmö	1 Feb 09		21.3	Mario Bonello	Marsa	21 Feb 98
DMA*	21.27	Chris Lloyd	Fayetteville	13 Jan 06	MNE	22.65	Luka Rakić	Wien	28 Jan 14
DOM	21.04+	Arismendy Peguero	Doha	12 Mar 10	MNT	24.32	Kwame Galloway	Maebashi	5 Mar 99
EGY	27.8	Amr Abdel-Hafiz	Manchester	30 Jan 13	MON	25.69	Arthur Auttier	Nice	8 Jan 11
ERI	22.42	Aron Beyene	Maggingen	15 Feb 04	MOZ	23.03	Eduardo Francisco	Braga	7 Mar 93
ESA	22.51	Takeshi Fujiwara	Houston	22 Feb 08	MRI	21.24	Eric Milazar	Eaubonne	27 Jan 06
					MTN	23.02	Mandiaye Seck	Orléans	19 Jan 02
					NAM	19.92	Frankie Fredericks	Liévin	18 Feb 96

COUNTRY	MARK	NAME	VENUE	DATE	COUNTRY	MARK	NAME	VENUE	DATE
NED	20.77	Patrick van Balkom	Lisboa	9 Mar 01	LCA	21.22A	Ronald Promesse	Colorado Springs	28 Feb 98
NFI	22.43	Jonathan McKee	Karlstad	6 Feb 88	PAN	20.69	Alonso Edward	Lubbock	7 Mar 09
NGR	20.46	Francis Obikwelu	Liévin	21 Feb 99	SAM	22.86	Tala Talia	Kearns	18 Feb 03
NOR*	20.51	Geir Moen	Liévin	19 Feb 95	VIN	21.11	Joel Mascoll	Johnson City	22 Feb 98
NZL	21.01	Chris Donaldson	Maebashi	5 Mar 99	ZIM	20.80	Fabian Muyyaba	Lubbock	25 Jan 92
OMA	21.97	Hamoud Abd. Al-Dalhami	Budapest	6 Mar 04	<i>Not recognised by federation:</i>				
PAK	22.71	Afzal Baig	Tehran	7 Feb 04	IND	25.13	Sunil Bredeka	St. Gallen	23 Jan 11
PAN*	20.70	Alonso Edward	Fayetteville	13 Feb 10	LTU	21.06	Eimantas Skrabulis	Gomel	5 Feb 89
PAR	22.69	Diego Ferreira	Budapest	24 Feb 04	SRI	23.15	Kathan Yohanathan	Rud	3 Mar 13
PER	21.98	Javier Verme	Paris	7 Mar 97	<i>Not yet eligible to compete for new country:</i>				
PHI	21.85A	Eric Cray	Albuquerque	24 Jan 14	TUR	21.05	Ramil Guliyev	Liévin	14 Feb 12
PLW	23.68	Russel Roman	Budapest	6 Mar 04	<i>Disqualified for lane infringement:</i>				
PNG	22.47	Wala Gime	Cedar Falls	28 Jan 12	NOR	20.47	Geir Moen	Birmingham	23 Feb 97
POL	20.55	Marcin Urbas	Wien	1 Mar 02	400 Metres (<i>y denotes 440 yards</i>)				
POR	21.02	Arnaldo Abrantes	Pombal	15 Feb 09	AFG	52.74	Waleed Anwari	Hanoi	31 Oct 09
PUR	20.81	Sean Holston	Nampa	9 Mar 12	ALB	47.64	Eusebio Haliti	Wien	31 Jan 12
PYF	22.54	Simon Thieury	Aubiére	3 Feb 08	ALG	46.71	Djabir Saïd-Guerni	Eaubonne	13 Feb 02
QAT	21.36	Femi Ogunode	Linz	4 Feb 10	AND	47.94	Daniel Gómez	Sevilla	6 Feb 00
ROU	20.94	Ioan Vieru	Mannheim	18 Jan 04	ANG	49.73	Edson Dongoxe	Espinho	20 Jan 07
RSA	20.47	Anaso Jobodwana	Fayetteville	8 Mar 13	ANT*	48.06	Brendan Christian	College Station	13 Feb 09
RUS	20.53	Vladimir Krylov	Liévin	22 Feb 87		47.7	Cuthbert Jacobs	(USA)	73
SAM*		See footnote			ARG	48.58	José Beduino	Pireás	31 Jan 87
SEN	20.90	Oumar Loum	Liévin	19 Feb 95	ARM	48.96	Aram Davtian	Paris	4 Mar 11
	20.90	Oumar Loum	Liévin	18 Feb 01	AUS	45.93	Daniel Batman	Birmingham	2 Mar 03
SIN	23.14	Yusof Azahari	Birmingham	25 Feb 06	AUT	46.14	Christoph Pöstinger	Chemnitz	22 Feb 99
SKN	20.52	Kim Collins	Fayetteville	10 Mar 00	AZE	47.15	Dmitriy Chumichkin	Wien	1 Mar 02
SLE	21.43	Foday Sillah	Liévin	21 Feb 93	BAH	45.33	Demetrius Pinder	College Station	12 Mar 11
SLO	20.77	Matic Osovnikar	Birmingham	14 Mar 03	BAN	50.79	Azharul Islam	Athína	14 Mar 09
SMR	21.95	Aldo Canti	Genova	29 Feb 92	BAR*	46.34	Elvis Forde	Sherbrooke	1 Feb 87
SOL	23.13	Silas Helo	Maebashi	5 Mar 99	BDI*		See footnote		
SOM	22.94	Abdi Aziz Warsame	Eskilstuna	4 Feb 12	BEL	46.18	Cédric van Branteghem	Birmingham	21 Feb 03
SRB	21.24	Slobodan Branković	Torino	22 Feb 89		45.9	Alfons Brijdenbach	Sofia	17 Feb 74
SRI*		See footnote			BEN	51.20	Yaovi Michael Gougou	Istanbul	9 Mar 12
STP	22.09	Yazaldes Nascimento	Espinho	19 Feb 06	BER*	47.15	Troy Douglas	Stockholm	8 Mar 94
SUD	22.75	Todd Jouda Matthews	Clemson	28 Feb 04	BIH	51.26	Elvis Fatic	Bratislava	29 Jan 06
SUI	20.99	Kevin Widmer	Maggingen	1 Feb 98	BLR	47.15	Aleksandr Linnik	Fayetteville	10 Feb 12
SUR	21.83	Wendell Faria	Syracuse	15 Mar 93	BOL	52.82	Alberto Antelo	Antequera	28 Dec 13
SVK	21.13	Martin Briňarský	Wien	1 Mar 02	BOT	45.74	California Molefe	Moskva	10 Mar 06
SWE	20.65	Johan Wissman	Liévin	28 Feb 04	BRA	46.33	Sanderlei Parrela	Paris	8 Mar 97
SWZ	22.57	Menzi Dlamini	Maebashi	5 Mar 99	BRN	48.80	Ahmad Hamada	Paris	18 Jan 85
SYR	23.47	Nabil Nahri	Paris	19 Jan 85	BRU	51.02	Ak. Hafiy Tajuddin Rositi	Istanbul	9 Mar 12
TAN	22.35	Christopher Mbilo	Sevilla	9 Mar 91	BUL	46.35	Ilya Dzhevondov	Pireás	12 Feb 00
THA	21.82	Sompote Suwannarangsi	Tianjin	1 Mar 05	CAF	50.40	Lucien Pandjikota	Eaubonne	19 Jan 02
TJK	23.95	Igor Khan	Tashkent	28 Feb 08	CAN	45.67	Tyler Christopher	Valencia	9 Mar 08
TKS	21.78	Darian Forbes	Carbondale	8 Dec 06	CAY	48.00	Carl Morgan	Boston/Allston	9 Feb 07
TOG	21.57	Casimir Akoto Kossi	Paris	2 Feb 01	CGO*	49.15	Benjamin Youla	Houston	17 Jan 04
TPE	21.82	Chen Tien-Wen	Maebashi	5 Mar 99	CHA	47.99	Ali Faudet	(FRA)	92
TTO	20.35	Ato Boldon	Birmingham	23 Feb 97	CHI	48.04	Pablo Navarrete	New York/Armory	8 Feb 08
TUN	22.10	Zied Azizi	Val-de-Reuil	2 Feb 13	CHN	46.08	Wang Liangyu	Macau	31 Oct 07
TUR*	21.28	Reşat Oğuz	Pireás	13 Feb 99	CIV*	46.69	Gabriel Tiacoh	Budapest	5 Mar 89
UGA	21.81	Raymond Diogo	Jonesboro	24 Feb 07	CMR	48.91	Emmanuel Bitanga	(FRA)	88
UKR	20.40	Sergey Osovich	Valencia	1 Mar 98		48.7	Emmanuel Bitanga	Paris	6 Feb 88
URU	21.36	Heber Viera	Budapest	6 Mar 04	COD	45.71	Gary Kikaya	Fayetteville	15 Mar 03
USA	20.10	Wallace Spearmon	Fayetteville	11 Mar 05	COL	48.63	Wilson Canizales	Valencia	14 Mar 95
UZB	22.25	Oleg Zhuravlyev	Tashkent	23 Jan 04	COM	48.43	Houmadi Jannot Bacar	Eaubonne	31 Jan 10
VEN	20.99	José Acevedo	Fayetteville	14 Mar 08	CPV	49.94	Mauricio Alves	Pombal	16 Feb 13
VIN*	21.70	Fitz-Allen Crick	Boston	26 Jan 02	CRC	45.11	Nery Brenes	Istanbul	10 Mar 12
YEM	22.95	Mohamed Ali Samantar	Paris	19 Jan 85	CRO	46.38	Luciano Sušanj	Rotterdam	11 Mar 73
ZAM	20.80	Gerald Phiri	College Station	22 Jan 11	CUB	46.09	Roberto Hernández	Indianapolis	7 Mar 87
ZIM*	20.86	Marwin Bonde	College Station	13 Mar 09	CYP	47.39	Evipides Demosthenous	Pireás	14 Feb 98
Notes					CZE	45.66	Pavel Maslák	Göteborg	3 Mar 13
<i>Oversized track:</i>					DEN	46.85	Nick Ekelund-Arenander	Norrköping	17 Feb 13
CAY	21.40	Kemar Hyman	Johnson City	6 Mar 09	DMA	46.02	Chris Lloyd	Birmingham	16 Feb 08
COD	20.84	Gary Kikaya	Lexington	31 Jan 04	DOM	45.96	Carlos Santa	Madrid	24 Feb 05
CRC	21.79	Bob Colville-Brown	Akron	4 Feb 06	EGY	48.25	Ahmed Abdelhalim Ghanem	Indianapolis	6 Mar 87
DMA	20.73	Chris Lloyd	Johnson City	26 Jan 07	ESA	48.21	Takeshi Fujiwara	Doha	12 Mar 10
GHA	20.61A	Leonard Myles-Mills	Colorado Springs	20 Feb 99	ESP	45.93	David Canal	Madrid	20 Feb 05
ISV	21.09	Tabarie Henry	Lubbock	7 Mar 09					

COUNTRY	MARK	NAME	VENUE	DATE	COUNTRY	MARK	NAME	VENUE	DATE
EST	45.99	Marek Niit	Fayetteville	26 Feb 11	NFI	50.14	Jonathan McKee	Göteborg	9 Dec 89
ETH	46.96	Alemayehu Gudeta	Budapest	5 Mar 89	NGR*	45.51	Sunday Bada	Paris	9 Mar 97
FIJ*	47.0yA	Saimoni Tamani	Pocatello	27 Feb 71	NOR	47.43	Quincy Douglas	Stange	20 Feb 99
FIN*	47.09	Jussi Heikkilä	Fayetteville	2 Mar 08	NZL*	48.03	Nic O'Brien	New York	14 Feb 03
FRA	45.54	Leslie Djhone	Paris	5 Mar 11	OMA	47.90	Mohamed Salim Al-Rawahi	Pattaya	11 Feb 06
GAB	54.43	Edouard Mihindou	Bordeaux	17 Dec 05	PAK	49.40	Muhammad Irfan	Rashd	9 Feb 01
GAM	46.62	Dawda Jallow	Gainesville	28 Feb 91	PAN	46.26	Bayano Kamani	Boston	29 Jan 05
GBR	45.39	Jamie Baulch	Birmingham	9 Feb 97	PAR	50.95	Julio Caballero	Sevilla	8 Mar 91
GBS	48.90	Danilson Ricciulli	Espinho	27 Jan 01	PER	51.19	Alberto Izu	Paris	18 Jan 85
GEO	48.07	Endrik Zilbershtein	Paris	4 Mar 11		48.1	Fernando Acevedo	Oviedo	4 Feb 78
GER	45.05	Thomas Schönlebe	Sindelfingen	5 Feb 88	PHI	47.63	Romeo Gido	Budapest	4 Mar 89
GHA*	46.60	Solomon Amegatcher	Indianapolis	13 Mar 93	PLE	51.65	Bahaa Al Farra	Istanbul	9 Mar 12
GIB	50.18	Jonathon Lavers	Birmingham	2 Mar 07	PLW	54.80	Nicholas Mangham	Moskva	10 Mar 06
GRE	46.36	Kostás Kedéris	Pireás	13 Feb 99	PNG*	48.79	Wala Gime	Fayetteville	10 Feb 12
GRN	44.80	Kirani James	Fayetteville	27 Feb 11	POL	45.39	Marek Plawgo	Wien	3 Mar 02
GUA*	49.48	Allan Ayala	Spearsfish	20 Feb 09	POR	46.80	Carlos Silva	Genova	18 Feb 98
GUM*	52.27	Jude Martinez	Nampa	18 Feb 08	PUR	46.54	Sean Holston	Fayetteville	10 Feb 12
GUY*	47.36	Richard Jones	Indianapolis	14 Feb 98	PYF	48.45	Isaac Yaya	Moskva	10 Mar 06
HAI	47.05	Steve Delice	Boston/Allston	8 Mar 08	QAT	45.81	Ibrahim Ismail	Moskva	14 Feb 96
HKG	49.76	Leung Ki Ho	Doha	14 Feb 08	ROU	45.94	Ioan Vieru	Wien	2 Mar 02
HON	50.16	Pedro Suazo	Valencia	14 Feb 09	RSA	46.44	Edwin Modibedi	Syracuse	22 Feb 86
HUN	46.37	Tamás Molnár	Lincoln	10 Feb 90	RUS	45.90	Ruslan Mashchenko	Valencia	1 Mar 98
INA	49.86	Yan Karubaba	Tehran	7 Feb 04	RWA	50.25	Emmanuel Rubayiza	Paris	7 Mar 97
IND	47.81	Bibin Mathew	Tehran	26 Feb 10	SEN	46.94	Amadou Dia Bâ	Paris	19 Jan 85
IRI	47.50	Reza Bouazar	Tehran	20 Jan 12		46.8	Amadou Dia Bâ	Paris	19 Feb 84
IRL	45.52	David Gillick	Birmingham	3 Mar 07	SIN	49.57	Shafiq Kashmiri	New Haven	16 Feb 08
	45.52	David Gillick	Birmingham	20 Feb 10	SKN*	47.24	Melville Rogers	New York	4 Feb 06
IRQ	49.01	Mohamed Hassan Juma	Hanoi	31 Oct 09	SLO	46.71	Matija Šestak	Stuttgart	6 Feb 00
ISL*	48.03	Kolbeinn Gunnarsson	Reykjavik	27 Jan 13	SMR	49.14	Manlio Molinari	Budapest	5 Mar 88
ISR	46.89	Donald Sanford	New York/Armory	17 Jan 14	SOM	46.51	Harun Abda	Lincoln	25 Feb 12
ISV	45.81	Tabarie Henry	College Station	30 Jan 10	SRB	46.23	Slobodan Branković	Genova	29 Feb 92
ITA	45.99	Ashraf Saber	Valencia	1 Mar 98	SRI	46.76	Sugath Tillakaratne	Wien	12 Feb 01
IVB*	48.47	Keita Cline	Minneapolis	27 Jan 01	STP	49.68	Naiel Almeida	Pombal	14 Feb 09
JAM	45.37	Pete Coley	Fayetteville	24 Feb 02		48.5	Filipe Lomba	Braga	20 Feb 88
JPN	45.76	Shunji Karube	Paris	9 Mar 97	SUD	46.24	Rabah Yousif	Birmingham	20 Feb 10
KAZ	47.63	Sergey Zaikov	Hanoi	1 Nov 09		46.24	Rabah Yousif	Birmingham	19 Feb 11
KEN	45.98	Charles Gitonga	Liévin	19 Feb 95	SUI	45.92	Alain Rohr	Magglingen	13 Feb 00
KGZ	46.29	Nikolay Chernetskiy	Sindelfingen	2 Mar 80	SUR	52.94	Ifrish Alberg	Winston-Salem	2 Feb 13
KOR	46.88	Shon Ju-Il	Tianjin	27 Feb 96	SVK	46.65	Dusan Malovec	Budapest	6 Mar 83
KSA*	47.31	Ismail Al-Sabyani	Hanoi	1 Nov 09	SWE	45.59	Jimisola Laursen	Wien	3 Mar 02
KUW	48.65	Youssef Moh. Taher Karam	Doha	26 Feb 10	SYR	49.33	Zahirudin Al-Najem	Tehran	8 Feb 04
LAO	51.70	Khenmanh Chantavong	Hanoi	31 Oct 09	TAN	48.40	Christopher Mbilo	Sevilla	8 Mar 91
LAT	46.71	Jānis Leitis	Fayetteville	26 Jan 13	THA	47.40	Jukkatip Phocharoen	Macau	31 Oct 07
LBR	47.04	Siraj Williams	Fayetteville	9 Mar 07	TJK	50.40	Farkhod Kuralov	Tehran	25 Feb 10
LCA	46.66A	Ivan Jean-Marie	Reno	18 Feb 95	TKM	50.05	Nazar Begliyev	Tehran	7 Feb 04
LIB	49.97	Thomas Semaan	Reims	12 Feb 11		49.4	Ildar Hojaye	Ashgabat	25 Jan 13
LIE	51.33	Fabian Haldner	Magglingen	2 Feb 13	TKS	48.82A	Ifeanyichukwu Otuonye	Albuquerque	9 Feb 13
LTU*	46.75	Remigius Valiulis	Sindelfingen	2 Mar 80	TLS	60.01	Idelfonso dos Santos	Macau	30 Oct 07
LUX	48.16	Jeff Reuter	Sindelfingen	8 Feb 04	TOG	48.19	Ahmed Sangbana	Blacksburg	27 Feb 99
MAC	49.66	Chao Un Kei	Macau	31 Oct 07	TPE	49.39	Chen Chih-Hsuan	Pattaya	10 Feb 06
MAD	48.62	Hubert Rakotombelontsoa	Liévin	29 Jan 95	TTO	45.15	Deon Lendore	Fayetteville	23 Feb 13
MAR	46.81	Benyounés Lahlou	Toronto	12 Mar 93	TUN	45.93	Sofiane Labidi	Fayetteville	13 Feb 04
MAS	48.43	Mohd Zaiful Zainal Abidin	Doha	15 Feb 08	TUR	46.91	Ali Ekber Kayas	Wien	31 Jan 12
MAW	50.39	Moses Kondowe	Maebashi	5 Mar 99	UAE	48.24	Ali Obaid Hassan Shirook	Doha	15 Feb 08
MDA	47.09	Vadim Zadoinov	Stockholm	10 Mar 96	UGA	46.05	Emmanuel Tugumisirize	Nashville	25 Jan 14
MDV	54.14	Zahir Naseer	Pattaya	10 Feb 06	UKR	46.63	Myhaylo Knysh	Sumy	23 Feb 08
MEX	45.93	Alejandro Cárdenas	Pireás	9 Feb 00	URU	47.50	Andrés Silva	Moskva	10 Mar 06
	45.93	Alejandro Cárdenas	Stockholm	17 Feb 00	USA	44.57	Kerron Clement	Fayetteville	12 Mar 05
MGL	49.23	Tsendsuren Erdene Munkh	Moskva	24 Feb 90	UZB	46.72	Sergey Lovachov	Göteborg	4 Mar 84
MKD	48.90	Vanco Stojanov	Sofia	15 Feb 03	VEN*	47.08	José Acevedo	Fayetteville	2 Mar 08
MLI	47.64	Mamoudou Hanne	Eaubonne	8 Feb 09	VIE	50.20	Ho Huy Toan	Hanoi	1 Oct 09
MLT	52.21	Steve Camilleri	Sheffield	15 Jan 11	VIN	46.89	Eswort Coombs	Boston	20 Jan 96
MNE	50.07	Ilija Ranitović	Athina	9 Feb 08	YEM	51.34	Hassan Mohamed Thabit	Pattaya	13 Nov 05
MON	51.36	Florent Battistel	Nice	19 Jan 03	ZAM	46.83	Samuel Matete	Indianapolis	7 Mar 98
MOZ	52.15	Diego Mateus Manjate	Braga	16 Jan 10	ZIM	45.67	Lewis Banda	Fayetteville	10 Mar 06
MRI	46.28	Eric Milazar	Aubiére	26 Feb 06					
MTN	50.34	Mandiaye Seck	Orléans	13 Jan 02	Notes				
NAM	47.35	Dasheek Akwenye	Nampa	16 Feb 08	<i>Oversized track:</i>				
NED	46.73	Arjen Visserman	Indianapolis	6 Mar 87	<i>ANT</i>	<i>46.8ym</i>	<i>Alfred Brown</i>	<i>Murfreesboro</i>	<i>27 Feb 82</i>

COUNTRY	MARK	NAME	VENUE	DATE	COUNTRY	MARK	NAME	VENUE	DATE
BAR	46.14	Siebert Straughn	Murfreesboro	2 Mar 91	DOM	1:49.03	Isidro Pimentel	Blacksburg	27 Feb 99
BDI	47.83A	Jean Patrick Nduwimana	Flagstaff	7 Feb 04	ECU	1:59.33	Cristián Matute	Lynchburg	4 Feb 06
BER	46.23A	Troy Douglas	Flagstaff	22 Feb 92	ESP	1:45.25	Antonio Manuel Reina	Wien	3 Mar 02
CGO	47.91	Benjamin Youla	Johnson City	29 Jan 99	EST	1:49.33	Raivo Mägi	Moskva	14 Feb 87
CIV	46.15	Gabriel Tiacoh	Moscow/USA	1 Feb 86	ETH	1:45.05	Mohamed Aman	Stockholm	21 Feb 13
FIJ	47.0y	Saimoni Tamani	Houston	13 Feb 71	FIN*	1:47.36	Markku Taskinen	Milano	12 Mar 78
FIN	46.79	Juha Pyy	Tampere	27 Feb 88	FRA	1:44.82	Mehdi Baala	Stockholm	18 Feb 03
GHA	46.49	Sam Koduah	Moscow/USA	15 Feb 86	GAB	1:56.48	Franck Matamba	Bordeaux	27 Feb 94
GUA	49.04	Allan Ayala	Johnson City	6 Mar 09	GAM	1:52.21	Momodou Drammeh	Fairfax	20 Feb 99
GUM	51.80	Jude Martinez	Seattle	19 Jan 08	GBR	1:44.91	Sebastian Coe	Cosford	12 Mar 83
GUY	46.48	Richard Jones	Ames	12 Feb 94	GBS	1:52.41	Danilson Ricciulli	Espinho	1 Feb 04
ISL	47.64A	Oddur Sigurdsson	Flagstaff	2 Mar 85	GEO	1:52.94	Vladimir Baldin	Volgograd	11 Feb 88
IVB	47.4A	Dean Greenaway	Colorado Springs	12 Feb 83	GEQ	1:58.19	Benjamin Enzema	Istanbul	9 Mar 12
KSA	46.80A	Adel Al-Nasser	Flagstaff	25 Feb 12	GER	1:44.88	Nico Motchebon	Stuttgart	5 Feb 95
NGR	45.37	Clement Chukwu	Kent/USA	28 Feb 98	GHA	1:47.24	Kennedy Osei	Birmingham	25 Feb 95
NZL	47.19	Nic O'Brien	South Bend	8 Mar 03	GIB	1:59.58	Lee Taylor	Cardiff	20 Jan 07
PNG	48.08A	Geoffrey Bai	Flagstaff	7 Feb 04	GRE	1:48.64	Konstadinos Nakopoulos	Wien	28 Jan 14
SKN	47.18	Melville Rogers	Lexington	24 Feb 07	GRN*	1:50.48	Rohan Alexis	Boston	4 Mar 01
VEN	46.47	Luis Luna	Lexington	24 Feb 07	GUA	1:55.66	Arisk Perdomo	Barcelona	10 Mar 95
Not recognised by federation:					GUI	2:01.34	Thierno-Ousmane Barry	Eaubonne	5 Dec 09
LTU	46.57	Jonas Motiejūnas	Atlanta	4 Mar 00	GUM*	2:04.42	David Townsell	Minneapolis	9 Jan 10

800 Metres (y denotes 880 yards)

AFG	2:09.64	Mohammad Reza Yaghout	Mashad	3 Feb 12	HUN	1:46.47	Balázs Korányi	Maebashi	7 Mar 99
ALB	1:51.90	Eraldo Qerama	Pireás	17 Feb 13	INA	1:59.24	Edwin Pattileamonina	Pattaya	13 Nov 05
ALG	1:46.87	Réda Abdenouz	Genova	18 Feb 92	IND	1:49.46	Rajeev Ramesan	Doha	16 Feb 08
AND	1:58.44	Jordi Ramírez	Valencia	2 Jan 91	IRI	1:48.48	Sadjad Moradi	Tehran	6 Feb 04
ANG	1:54.95	Tulio António	Pombal	24 Feb 08		1:48.48	Sadjad Moradi	Hanoi	2 Nov 09
ANT	1:54.56	Dale Jones	Indianapolis	6 Mar 87	IRL	1:47.21	Daniel Caulfield	Boston	10 Feb 01
ARG	1:49.00	Luis Migueles	Sevilla	8 Mar 91	IRQ	1:49.42	Adnan Taees Akkar	Hangzhou	19 Feb 12
ARM	1:53.44	Avetik Arakelian	Budapest	5 Mar 04	ISL	1:51.07	Björn Margeirsson	Reykjavik	28 Jan 06
AUS*	1:47.48	Ryan Foster	State College	30 Jan 10	ISR	1:47.81	Dustin Emrani	Boston/Allston	11 Feb 12
AUT	1:46.65	Andreas Rapatz	Wien	11 Feb 12	ISV	1:53.33	Tabarie Henry	College Station	10 Dec 11
AZE	1:48.17	Andrey Vamishin	Moskva	20 Jan 89	ITA	1:45.44	Giuseppe D'Urso	Genova	17 Feb 93
BAH*	1:54.09	Alexis Roberts	Normal	1 Mar 03	JAM	1:46.70	Alex Morgan	Indianapolis	9 Mar 96
BAN	2:01.16	Salim Miah	Athina	14 Mar 09	JPN	1:49.09	Tomonari Ono	Maebashi	14 Feb 93
BAR	1:49.09	Ronald Thorne	Fairfax	4 Feb 95	KAZ	1:48.89	Mikhail Kolganov	Moskva	17 Feb 04
BDI	1:45.33	Jean-Patrick Nduwimana	Fayetteville	10 Mar 01	KEN	1:44.71	Joseph Mutua	Stuttgart	31 Jan 04
BEL	1:46.46	Joeri Jansen	Gent	8 Feb 04	KGZ	1:47.56	Boris Kaveshnikov	Karlsruhe	29 Jan 00
BER*	1:48.61	Aaron Evans	Nampa	9 Mar 12	KOR	1:49.08	Lee Jin-Il	Maebashi	14 Feb 93
BIH	1:50.3	Slavko Koprivica	Sofia	20 Jul 72	KSA	1:52.74	Ali Saad Al-Daraan	Macau	31 Oct 07
BLR	1:45.9	Andrey Sudnik	Moskva	17 Feb 91	KUW	1:47.37	Mohamed Al-Azimi	Hangzhou	19 Feb 12
	1:46.22	Anatolij Makarevich	Stuttgart	2 Feb 92	LAO	2:02.61	Saysana Bannavong	Hanoi	1 Nov 09
BOL	1:50.12	Fadrique Iglesias	Valencia	16 Feb 08	LAT	1:45.72	Dmitrijs Miļkevičs	Valencia	9 Mar 08
BOT	1:46.13	Otukile Lekote	Fayetteville	10 Mar 01	LBA	1:52.64	Abubaker El-Gatrouni	Budapest	5 Mar 04
BRA	1:45.43	José Luiz Barbosa	Pireás	8 Mar 89	LCA	1:50.01	Miguel Lambert	Boston/Allston	5 Mar 00
BRN	1:45.26	Youssef Saad Kamel	Valencia	9 Mar 08	LIB	2:02.34	Mohammad Hannouf	Bucureşti	19 Feb 11
BUL	1:47.78	Binko Kolev	Wien	25 Feb 79	LIE	1:47.41	Günther Hasler	Milano	24 Feb 77
CAF	1:58.11	Jean Maxime Idy	Eaubonne	24 Jan 03	LTU	1:48.42	Vitalij Kozlov	Wien	3 Feb 09
CAM	1:59.14	Kiang Samorn	Istanbul	9 Mar 12	LUX	1:47.44	David Fiegen	Wien	3 Mar 02
CAN	1:46.47	Gary Reed	Fayetteville	14 Feb 04	MAC	2:01.78	Henrique da Silva Kuok	Macau	11 Feb 07
CAY*	2:03.75	Andrew Ibeh	Fayetteville	11 Jan 08	MAD	1:48.79	Joseph Rakotoarimanana	Paris	11 Feb 96
CGO	1:56.23	Jean-Bosco Mondzomba	Sevilla	8 Mar 91	MAR	1:45.76	Mahjoub Haïda	Paris	9 Mar 97
CHA	1:52.61	Ousmane Ahamat Hassane	Paris	27 Feb 10	MAS	1:55.49	Dewarajoo Jayakumar	Pattaya	11 Feb 06
CHI	1:46.76	Tomás Squella	Fayetteville	1 Mar 13	MAW	1:54.49	Kondawi Chiwina	Budapest	5 Mar 04
CHN*	1:49.63	Li Huiquan	Tianjin	18 Feb 03	MDA	1:49.6	Anatolii Mamontov	Moskva	10 Feb 74
CIV	1:49.40	Siahka Bamba	Liévin	16 Feb 01	MDV	1:58.17	Naseer Ismail	Maebashi	5 Mar 99
CMR	2:08.81	Kah Batupe	Helsinki	18 Mar 10	MEX	1:48.43	James Eichberger	Fayetteville	29 Jan 11
COD*	1:55.35	Mukudi Mubenga	Toronto	12 Mar 93	MGL	1:55.76	Puntsagsor Purevsuren	Paris	7 Mar 97
COL	1:47.86	Rafith Rodriguez	Liévin	14 Feb 12	MKD	1:49.36	Vanco Stojanov	Sofia	2 Feb 03
COM	1:59.11	Chamsidine Djabir	Paris	12 Feb 05	MLI	1:52.62	Moussa Camara	Istanbul	9 Mar 12
CPV	1:53.62	Mauricio Alves	Pombal	3 Feb 13	MNE	1:55.22	Ilija Ranitović	Pireás	21 Feb 09
CRO	1:46.40	Predrag Melnjak	Torino	10 Feb 88	MON	1:51.38	Brice Etes	Val-de-Reuil	6 Feb 10
CUB	1:46.32	Norberto Téllez	Gent	19 Feb 99	MOZ	1:51.97	Amilcar Leal	Espinho	28 Jan 01
CYP	1:50.13	Constantinos Hadjimarcou	Pireás	19 Feb 00	MTN	2:01.15	Abdellahi Ould Abba	Athina	14 Mar 09
CZE*	1:46.09	Jakub Holuša	Karlsruhe	31 Jan 10	NAM	1:51.27A	Mao Tjiroze	Pocatello	2 Feb 02
DEN	1:42.67	Wilson Kipketer	Paris	9 Mar 97	NCA	1:56.54	Carlos Mairena	Barcelona	10 Mar 95
DJI	2:12.4	Ibrahim Ali Aden	Paris	26 Nov 06	NED	1:45.86	Bram Som	Karlsruhe	28 Feb 03

COUNTRY	MARK	NAME	VENUE	DATE	COUNTRY	MARK	NAME	VENUE	DATE
NGR*	1:49.63	Gblolaha Fatuga	Boston/Allston	10 Feb 96	NGR	1:49.11	Ado Maude	Lubbock	2 Mar 91
NOR	1:46.28	Vebjørn Rodal	Birmingham	23 Feb 97	PER	1:54.30	César Barquero	Seattle	8 Mar 08
NZL	1:49.25	Mark Rodgers	Lisboa	9 Mar 01	PUR	1:47.40	David Freeman	Lexington	25 Jan 03
OMA	1:54.49	Othman Al-Bousaidi	Doha	22 Jan 13	SOM	1:46.97	Harun Abda	Ames	28 Jan 12
PAK	1:52.08	Nadar Khan	Sevilla	8 Mar 91	SUR	1:47.4	Tommy Asinga	South Bend	1 Feb 92
PAR	1:54.29	Augusto José Stanley	Fayetteville	1 Mar 13	SWZ	1:49.19	Ozzie Mdziniso	Ames	7 Mar 98
PER*	1:54.34	César Barquero	Nampa	1 Mar 08	VIN	1:48.58	Eversley Linley	Moscow/USA	7 Mar 92
PHI	1:54.10	John Lozada	Lisboa	9 Mar 01	ZAM	1:47.19	Prince Mumba	Ames	11 Feb 06
PLE	1:53.48	Abdeselam Al-Dabaji	Budapest	5 Mar 04	<i>Not recognised by federation:</i>				
PNG	1:51.61	Clement Abai	Gainesville	10 Feb 02	SRI	2:07.20	Anusan Rajeeentan	Frankfurt-Kalbach	16 Jan 11
POL	1:44.57	Adam Kszczot	Liévin	14 Feb 12	1500 Metres (<i>y denotes one mile</i>)				
POR	1:46.40	Rui Silva	Gent	19 Feb 99	ALB	3:51.17	Ilirian Davidhi	Athína	16 Feb 05
PUR*	1:48.91	David Freeman	Fayetteville	24 Feb 02	ALG	3:34.16	Noureddine Morceli	Sevilla	28 Feb 91
PYF	1:59.73	Teiva Brinkfield	Nogent-sur-Oise	4 Feb 07	AND	4:00.0	Josep Graells	Zaragoza	22 Jan 89
QAT	1:47.74	Abdulrahman Suleiman	Moskva	10 Mar 06	ANG	3:46.48	Túlio Antonio	Pombal	21 Feb 09
ROU	1:47.21	Petru Drăgoescu	Pireás	2 Mar 85	ANT	4:04.14	Dale Jones	Indianapolis	6 Mar 87
RSA	1:44.91	Mbulaeni Mulaudzi	Valencia	9 Mar 08	ARG*	3:47.0	Pedro Cáceres	Bloomington	7 Feb 87
RUS	1:44.15	Yuriy Borzakovskiy	Karlsruhe	27 Jan 01	ARM	3:54.28	Ashot Hayrapetian	Istanbul	23 Feb 13
SAM	2:07.08	Iulio Lafai	Doha	12 Mar 10	AUS	3:39.77	Michael Hillardt	Indianapolis	7 Mar 87
SEN	1:48.33	Babacar Niang	Indianapolis	8 Mar 87	AUT	3:38.50	Robert Nemeth	Wien	17 Feb 85
SEY	1:54.93	Gaylord Silly	Istanbul	9 Mar 12	BDI	3:33.17	Vénuste Niyongabo	Liévin	22 Feb 98
SIN	2:01.70	Nathaniel Sim Junqing	Pattaya	10 Feb 06	BEL	3:38.01+	Christophe Impens	Gent	12 Feb 97
SKN	1:51.0yA	Ezzard Wilson	Pocatello	22 Jan 77	BHU	4:20.68	Kezang Dorji	Macau	30 Oct 07
SLO	1:46.96	Zan Rudolf	Linz	31 Jan 13	BIH	3:46.2	Vinko Pokrajčić	Wien	25 Feb 79
SMR	1:54.6	Manlio Molinari	Ancona	7 Feb 87	BLR	3:38.97	Azat Rakipov	Stuttgart	7 Feb 93
SOM*	1:48.24	Harun Abda	Fayetteville	9 Mar 13	BOL	3:55.50	Fadrique Iglesias	Valencia	27 Jan 07
SRB	1:46.44	Slobodan Popović	Torino	10 Feb 88	BOT	3:44.33	Mbiganyi Thee	Indianapolis	6 Mar 87
SRI*		See footnote			BRA	3:42.70	Agberto Guimarães	Pireás	8 Mar 89
STP	1:59.92	Homilzio Santo	Espinho	5 Feb 12	BRN	3:36.28	Belal Mansoor Ali	Stockholm	20 Feb 07
SUD	1:44.75	Ahmad Ismail	Praha	26 Feb 09	BUL	3:41.7	Evgeni Ignatov	Sofía	8 Feb 81
SUI	1:44.93	André Bucher	Wien	3 Mar 02	CAF	4:05.23	Arnold Gabin Kangai	Eaubonne	5 Dec 04
SUR*	1:49.14	Tommy Asinga	Indianapolis	11 Mar 94	CAM	4:06.10	Hem Bunting	Pattaya	11 Feb 06
SVK	1:47.06	Jozef Repčík	Birmingham	16 Feb 08	CAN	3:38.73	Doug Consiglio	Fayetteville	1 Mar 86
SWE	1:45.91	Martin Enholm	Birmingham	22 Feb 92	CGO	4:02.55	Alex Nguuari-Mouissi	Doha	12 Mar 10
SWZ*		See footnote			CHI	3:46.46	Pablo Squella	San Sebastián	18 Feb 90
SYR	1:50.02	Mahmoud Al-Kheirat	New York	9 Feb 02	CHN*	3:45.93	Liu Lijun	Yokohama	1 Mar 97
TAN	1:48.04	Samuel Mwera	Stockholm	15 Feb 05	CIV	3:51.08	Siahka Bamba	Eaubonne	7 Feb 04
THA	1:56.40	Jakkrit Pattasai	Hanoi	1 Nov 09	COD	3:53.33	Eduardo Mbengani	Espinho	28 Jan 06
TJK	1:52.61	Farkhod Kuralov	Istanbul	9 Mar 12	COM	4:07.04	Attoumane Abdoul-Had	Lyon	2 Feb 13
TKM	1:54.07	Nazar Begliyev	Birmingham	14 Mar 03	CPV	4:02.01	Andreino Furtado	Espinho	4 Feb 12
TOG	2:04.3	Kodjo Tossou	Paris	19 Nov 05	CRO	3:38.05	Branko Zorko	Stuttgart	2 Feb 97
TPE	2:01.31	Chen Fu-Pin	Pattaya	10 Feb 06	CUB*	3:49.73	Luis Medina	Milano	9 Mar 83
TTO	1:47.64	Sherridan Kirk	Fayetteville	12 Mar 05	CYP	3:42.58	Hristos Papapétrou	Pireás	1 Feb 98
TUN	1:48.11	Ali Hakimi	Eaubonne	23 Feb 99	CZE	3:38.88	Michal Sneiderger	Stuttgart	29 Jan 05
TUR	1:49.80	Halit Kilic	Wien	1 Feb 11	DEN	3:38.85	Mogens Guldberg	Sevilla	28 Feb 91
UGA	1:46.10	Mike Okot	Stuttgart	12 Feb 89	DJI	3:36.13	Ayanleh Souleiman	Düsseldorf	8 Feb 13
UKR	1:46.49	Ivan Heshko	Athína	20 Feb 05	DMA	3:42.34	Steve Agar	Sindelfingen	1 Mar 97
USA	1:45.00	Johnny Gray	Sindelfingen	8 Mar 92	EGY	3:50.05	Ahmed Mohammed Fahmy	Pireás	31 Jan 87
UZB	1:47.97	Erkin Isakov	Tashkent	1 Feb 01	ERI	3:41.12	Hais Welday	Bordeaux	29 Jan 11
VAN	1:54.44	Arnold Sorina	Istanbul	9 Mar 12	ESP	3:33.32	Andrés Manuel Diaz	Pireás	24 Feb 99
VEN	1:48.51	William Wuyke	Karlsruhe	24 Feb 89	EST	3:46.10	Tiidrek Nurme	Tallinn	19 Feb 11
VIE	1:57.89	Nguyen Bao The	Hanoi	1 Oct 09	ETH	3:31.76	Haile Gebrselassie	Stuttgart	1 Feb 98
VIN*	1:49.94	Eversley Linley	Indianapolis	13 Mar 92	FIJ	4:16.10y	Morgan Clark	Clemson	20 Feb 04
YEM	1:49.33	Saeed Basweiden	Blacksburg	27 Feb 99	FIN	3:38.16	Antti Loikkanen	Milano	12 Mar 78
ZAM*	1:47.73	Prince Mumba	Fayetteville	2 Mar 07	FRA	3:34.71	Mehdi Baala	Karlsruhe	15 Feb 09
ZIM	1:47.78	Savieri Ngidhi	Indianapolis	11 Mar 95	GAB	3:48.94	Jean-Marc Leandro	Liévin	28 Feb 93

Notes*Oversized track:*

AUS	1:47.32	Ryan Foster	Seattle	13 Feb 10
BAH	1:51.64	Alexis Roberts	Ames	9 Feb 02
BER	1:47.88	Aaron Evans	Seattle	11 Feb 12
CAY	2:03.56	Andrew Ibeh	Lawrence	28 Jan 05
CHN	1:49.23	Li Xiangyu	Seattle	3 Mar 07
COD	1:54.95	Makorobondo Salukombo	Kent/USA	18 Feb 12
CZE	1:45.97	Roman Oravec	Ames	6 Feb 99
FIN	1:47.06	Wilson Kirwa	Kuopio	13 Feb 00
GRN	1:49.59	Shane Charles	Seattle	25 Feb 05
GUM	1:54.82	Anthony T. J. Quan	Moscow/USA	Feb 99

GBR	3:34.20	Peter Elliott	Sevilla	27 Feb 90
GBS	4:43.40	Goncalo Costa	Pombal	31 Jan 09
GEO	3:50.82	Oleg Khokhlov	Panevėžys	11 Feb 89
GER	3:36.09	Rüdiger Stenzel	Stuttgart	1 Feb 98
GHA	4:10.24	Chris Symonds	London/LV	7 Mar 09
GRE	3:39.63	Panayiótis Papoúlias	Pireás	1 Feb 98
GUA	4:06.93	Alberto López	Indianapolis	6 Mar 87
GUI	4:20.87	Thierno-Ousmane Barry	Eaubonne	6 Dec 09
GUM*	5:03.37y	David Townsel	Mount Vernon	7 Feb 09
GUY	3:56.81	Andrew Smith	Bloomington	7 Feb 03
HAI	3:45.93	Moise Joseph	New York/Armory	22 Jan 11

COUNTRY	MARK	NAME	VENUE	DATE	COUNTRY	MARK	NAME	VENUE	DATE
ESP	7:32.41	Sergio Sánchez	Valencia	13 Feb 10	PUR	8:05.94	Antonio Colón	Hanover/USA	9 Jan 83
EST	7:55.37	Tiidrek Nurme	Stockholm	10 Feb 10	QAT	7:39.77	Saif Saaeed Shaheen	Pattaya	11 Feb 06
ETH	7:26.15	Haile Gebrselassie	Karlsruhe	25 Jan 98	ROU	7:48.47	Ovidiu Olteanu	Budapest	6 Feb 98
FIJ	8:40.11	Morgan Clark	Clemson	21 Feb 04	RSA	7:48.64	Elroy Gelant	Istanbul	11 Mar 12
FIN*	7:52.97	Pekka Päivärinta	Rotterdam	11 Mar 73	RUS	7:42.54	Vyacheslav Shabunin	Budapest	6 Feb 98
FRA	7:33.73	Bouabdellah Tahri	Stockholm	10 Feb 10	RWA	7:44.19	Mathias Ntawulikura	Sindelfingen	8 Mar 92
GAM	8:51.52	Ansu Sowe	Boston/Allston	26 Jan 13	SEN	8:00.40	Cheikh Ameth Tidiane Boyé	Paris	21 Jan 96
GBR	7:34.47	Mohamed Farah	Birmingham	21 Feb 09	SLO	7:55.97	Boštjan Buč	Erfurt	31 Jan 03
GEO	8:05.03	Oleg Strizhakov	Chelyabinsk	4 Mar 90	SMR	9:18.0	Matteo Zafferani	Ancona	4 Feb 96
GER	7:37.51	Dieter Baumann	Karlsruhe	12 Feb 95	SOL	9:03.84	Chris Votu	Birmingham	14 Mar 03
GHA	8:45.99	Seth Bortey	Carbondale	22 Jan 05	SOM	7:53.76	Mohamed Ibrahim Aden	New York	13 Feb 98
GRE	7:43.66	Panayiótis Papoúlias	Pireás	21 Feb 98	SRB	7:51.47	Dragan Zdravković	Milano	9 Mar 83
GUA	8:31.72	Iván Felipe Gómez	North York	20 Feb 99	SRI*		See footnote		
GUI	8:46.70	Abdourahamane Sow	San Sebastián	14 Feb 09	SUD	7:49.74	Lopez Lomong	Fayetteville	10 Mar 07
GUY*	9:10.30	Neil Weare	Portland	13 Feb 99	SUI	7:44.43	Markus Ryffel	Wien	25 Feb 79
GUY	8:47.70	Andrew Smith	Carbondale	17 Jan 04	SVK	7:54.59	Miroslav Vanko	Stockholm	17 Feb 00
HAI	8:18.25	Steeve Gabart	Blacksburg	28 Feb 09	SWE	7:48.44	Kent Claesson	Karlsruhe	14 Feb 97
HKG	9:12.73	Gi Ka Man	Macau	10 Feb 07	SWZ	8:09.99	Sipho Dlamini	Barcelona	10 Mar 95
HUN	7:48.81	Gábor K. Szabó	Budapest	1 Feb 86	SYR	9:53.52	Khaled Ghanat	Mashad	3 Feb 12
INA	8:58.64	Mohammad Al-Quraisy	Hangzhou	19 Feb 12	TAN	7:47.4+	Suleiman Nyambui	San Diego	17 Feb 78
IND	7:49.47	Surendra Kumar Singh	Doha	16 Feb 08	THA	8:10.39	Srisung Boonthung	Pattaya	14 Nov 05
IRI	8:13.00	Hamid Sadjadi	Rashd	13 Feb 98	TJK	8:18.20	Yevgeniy Stakanov	Moskva	17 Feb 04
IRL	7:38.59	Alistair Cragg	Fayetteville	14 Feb 04	TLS	9:37.67	Augusto Ramos Soares	Macau	1 Nov 07
IRQ	9:03.36	Adnan Taaes Akkar	Tehran	7 Feb 04	TPE	8:14.61	Wu Wen-Chien	Birmingham	14 Mar 03
ISL	8:10.94	Kári Steinn Karlsson	Reykjavik	21 Jan 07	TUN	7:53.75	Mahmoud Kalboussi	Sevilla	8 Mar 91
ISR*	7:55.42	Itai Maggidi	Birmingham	2 Mar 07	TUR	7:42.49	Polat Kemboi Arikan	Istanbul	18 Feb 12
ISV	8:41.86	Billy Bohlke	Fayetteville	23 Feb 02	UGA	7:37.4+	Moses Kipsiro	Birmingham	18 Feb 12
ITA	7:41.05	Gennaro Di Napoli	Paris	9 Mar 97	UKR	7:41.01	Sergiy Lebid	Athína	22 Feb 04
JAM	7:46.95	Kemoy Campbell	Fayetteville	9 Mar 13	URU	8:00.89	Ricardo Vera	Sevilla	27 Feb 90
JPN	8:04.95	Akira Kaniwa	Maebashi	5 Mar 99	USA	7:30.16	Galen Rupp	Stockholm	21 Feb 13
KAZ	7:56.05	Vladimir Kalsin	Moskva	19 Feb 83	UZB	8:25.98	Agzam Aliyev	Tashkent	31 Jan 03
KEN	7:24.90	Daniel Komen	Budapest	6 Feb 98	VEN	8:02.18	Germán Beltrán	Indianapolis	11 Mar 89
KGZ	8:08.44	Denis Bagrev	Moskva	13 Feb 09	VIE	8:57.92	Nguyen Van Hong	Macau	10 Feb 07
KOR	8:21.37	Shin Hyun-Su	Hanoi	1 Nov 09	VIN	8:43.28	DeLohnni Samuel	Clemson	9 Feb 13
KSA	7:44.64	Moukhaled Al-Outaibi	Valencia	11 Feb 06	ZAM*	7:57.21	Obed Mutanya	Fayetteville	10 Mar 07
KUW	8:13.15	Omar Awadh Al-Rashidi	Macau	1 Nov 07	ZIM	7:55.96	Tendai Chimusasa	Berlin	4 Feb 94
LAO	9:38.37	Sayphone Losavanh	Pattaya	14 Nov 05					
LAT	8:01.4	Juris Grustiņš	Moskva	1 Mar 73					
LCA	8:17.20	Zepherinus Joseph	Gainesville	9 Feb 03					
LES	8:26.83	Tau Khotso	Lisboa	9 Mar 01					
LIB	8:53.0	Salah Farran	Kiyev	7 Jan 98					
LIE	8:25.87	Günther Hasler	Magglingen	19 Feb 78					
LTU	7:55.0	Aleksandras Antipovas	Vilnius	12 Feb 78					
LUX	8:06.6	Justin Gloden	Vittel	23 Jan 83					
MAC	9:32.48	Chan Chan Kit	Macau	1 Nov 07					
MAR	7:33.73+	Hicham El Guerrouj	Liévin	23 Feb 03					
MAS	9:06.58	Rajendran Venugopal	Tehran	12 Feb 09					
MDA	8:03.6	Anatolii Mamontov	Moskva	13 Mar 78					
MEX*	7:54.07	Juan Luis Barrios	Istanbul	9 Mar 12					
MGL	8:52.83	Boldoo Odbayar	Hangzhou	19 Feb 12					
MKD	8:36.13	Trpe Martinovski	Sofia	5 Feb 94					
MON	8:48.03	Antoine Berlin	Reims	16 Jan 11					
MOZ	8:35.79	Helio Fumo	Espinho	6 Mar 05					
MTN	8:08.67	Mohamed Elbendir	Oviedo	28 Jan 06					
MYA	9:18.27	Hei Mauk	Pattaya	14 Nov 05					
NAM	8:24.59	Lucketz Swartbooi	Pocatello	10 Feb 95					
NED	7:44.34	Gert-Jan Liefers	Birmingham	16 Mar 03					
NIG	8:44.25	Oumarou Souley	Lisboa	9 Mar 01					
NOR	7:47.59	Jim Svenøy	Genova	18 Feb 98					
NZL	7:44.90	Nick Willis	Boston/Roxbury	31 Jan 04					
OMA	8:39.00	Qais Sulaiman Al-Mahrooqi	Tehran	24 Feb 10					
PAK	8:46.94	Noushad Khan	Tehran	7 Feb 04					
PAR	8:33.95	Jorge Cabrera	Moskva	10 Mar 06					
PER*	8:29.72	Diego Moreno-Guzman	Nampa	24 Feb 07					
PLE	8:23.63	Mohammed Bakheet	Paris	18 Jan 85					
PNG	9:15.69	Sapulai Yao	Mount Vernon	2 Feb 13					
POL	7:54.04	Jared Shegumo	Leipzig	14 Feb 04					
POR	7:39.44	Rui Silva	Stuttgart	6 Feb 00					
PRK	8:37.9	Hwang Chun Min	Pyongyang	16 Aug 12					

Notes			
<i>Oversized track:</i>			
<i>FIN</i>	7:51.69	Samuli Vasala	Tampere 11 Feb 97
<i>GUM</i>	8:59.44	Derek Mandell	Seattle 3 Mar 07
<i>ISR</i>	7:54.11	Itai Maggidi	South Bend 3 Feb 07
<i>MEX</i>	7:44.63	Diego Estrada	Seattle 11 Feb 12
<i>PER</i>	8:18.12	Diego Moreno-Guzman	Seattle 3 Mar 07
<i>ZAM</i>	7:55.24	Obed Mutanya	Seattle 24 Feb 07
<i>Not recognised by federation:</i>			
<i>CUB</i>	8:17.10	Mauris Surel Castillo	Antequera 7 Jan 12
<i>MEX</i>	7:49.53	Diego Estrada	Fayetteville 9 Mar 13
<i>SRI</i>	9:45.71	Anusan Rajeentan	Hanau 14 Mar 10

60 Metres Hurdles			
ALB	7.86	Elton Bitincka	Pireás 21 Feb 07
ALG	7.73	Othmane Hadj Lazib	Metz 29 Feb 12
AND	8.15	Estéve Martín	Escaldes 4 Mar 00
ANG	7.91	Jonas Mateus	Paris 14 Jan 07
ANT	8.03	Randy Gillon	Madison 21 Feb 99
ARG	8.14	Oscar Ratto	Zaragoza 31 Jan 98
AUS	7.73	Kyle Vander-Kuyp	Barcelona 11 Mar 95
	7.73	Kyle Vander-Kuyp	Barcelona 12 Mar 95
	7.73	Kyle Vander-Kuyp	Paris 8 Mar 97
AUT	7.44	Elmar Lichtenegger	Wien 2 Mar 02
AZE	8.02	Rahib Mammadov	Baku 11 Jan 12
BAH	7.49	Shamar Sands	Liévin 10 Feb 09
BAN	7.89	Mahfuzur Rahman	Roma 29 Jan 12
BAR	7.61	Ryan Brathwaite	New York/Armory 29 Jan 10
BEL	7.55	Jonathan N'Senga	Valencia 1 Mar 98
BEN	8.99	Gerald-James Tchiakpe	Eaubonne 11 Feb 12

COUNTRY	MARK	NAME	VENUE	DATE	COUNTRY	MARK	NAME	VENUE	DATE
BIH	7.96	Adnan Malkić	Torino	6 Mar 09	KSA	7.81	Sami Ahmed Al-Haider	Hanoi	1 Nov 09
BLR	7.54	Yuriy Chervanyev	Sindelfingen	2 Mar 80	KUW	7.79	Abdulaziz Al-Mandeel	Tehran	24 Jan 14
BRA	7.60	Bárcio Simao de Souza	Karlsruhe	15 Feb 04	LAO	8.58	Oudomsack Chanthavong	Hanoi	2 Nov 09
BRN	10.22	Mázar Nawaz Al-Setar	Doha	15 Feb 08	LAT	7.42	Igor Kazanov	Moskva	25 Feb 89
BUL	7.62	Zhivko Videnov	Sofia	29 Jan 00	LBR	7.67	Jangy Addy	New York	8 Feb 08
BUR	8.78	Aziz Abdul Ouédraogo	Bordeaux	3 Feb 07	LCA	8.47	Dominic Johnson	Manhattan	16 Jan 99
CAN	7.41	Mark McKoy	Toronto	14 Mar 93	LIB	8.36	Ahmad Hazer	Doha	12 Mar 10
CAY	7.58	Ronald Forbes	Fayetteville	14 Mar 08		8.36	Ahmad Hazer	Mashad	4 Feb 12
CGO	7.85	Hakim Mazou	Maggingen	23 Feb 97	LTU	7.69	Mantas Šilkauskas	Manhattan	21 Jan 12
CHA	8.97	Louis Magloire Ntankeu	Nogent-sur-Oise	28 Jan 07	LUX	8.03	Claude Godart	Luxembourg	27 Jan 07
CHI	7.98	Gonzalo Barroilhet	Fayetteville	15 Mar 08		8.03	Claude Godart	Karlsruhe	11 Feb 07
CHN	7.41	Liu Xiang	Birmingham	18 Feb 12	MAC	8.37	Iong Kim Fai	Hanoi	1 Nov 09
CIV	7.98	Marcellin Dally	Nogent-sur-Oise	12 Feb 94	MAD	7.82	Berlioz Randriamihaja	Luxembourg	29 Jan 05
COD	7.78	Tino Ngoy	Ypsilanti	17 Jan 04	MAR	8.09	Mohamed Koussi	Eaubonne	19 Jan 14
COL	7.61	Paulo Villar	Moskva (4s3)	11 Mar 06	MAS	7.91	Mohd Faiz Mohamad	Pattaya	11 Feb 06
	7.61	Paulo Villar	Moskva (7)	11 Mar 06	MDA	7.84	Alexandr Enko	Sofia	4 Feb 95
COM	7.84	Abdallah Mohamed	Ypsilanti	17 Jan 04	MEX	8.13	Ricardo Flores	Leverkusen	5 Feb 12
CPV	7.75	Henry Andrade	Toronto	13 Mar 93		8.13	Ricardo Flores	Ludwigshafen	11 Feb 12
CRO	7.69	Jurica Grabušić	Zagreb	30 Jan 10	MKD	8.41	Robert Kosev	Sofia	8 Feb 93
	7.69	Jurica Grabušić	Zagreb	27 Feb 10	MLI	7.77	Mohammed Kone	Paris	28 Feb 10
CUB	7.33	Dayron Robles	Düsseldorf	8 Feb 08	MNE	8.18	Darko Pešić	Novi Sad	26 Jan 13
CYP	7.83	Stéfanos Ioánnou	Wien	1 Mar 02	MON	8.77	Anthony de Sevelinges	Bompas	3 Feb 07
	7.83	Alexandros Stavrides	Athina	13 Feb 10	MRI	8.17	Christophe Du Mée	South Bend	3 Feb 07
CZE	7.44	Petr Svoboda	Praha	27 Feb 10	NED	7.52	Gregory Sedoc	Stuttgart	7 Feb 09
DEN	7.84	Claus Hirsbro	Malmö	3 Mar 96		7.52	Gregory Sedoc	Düsseldorf	13 Feb 09
DOM	7.75	Ramon Sosa	New York/Armory	6 Feb 09	NEP	11.04	Shrestha Santosh Kumar	Macau	31 Oct 07
ECU	7.71	Jackson Quinónez	Madrid	24 Feb 05	NGR	7.64	Selim Nurudeen	Paris	13 Feb 09
EGY	8.09	Mohammed Samy	Barcelona	11 Mar 95	NIG	9.59	Smael Madougou	Aubiére	17 Dec 05
ESA	8.03	Renán Palma	Norman	25 Feb 11	NOR	7.69	Vladimir Vukicevic	Göteborg	1 Mar 13
ESP	7.52	Jackson Quinónez	Valencia	24 Feb 08	NZL	8.25	Brent Newdick	Tallinn	4 Feb 12
EST	7.76	Tarmo Jallai	Houston	11 Feb 06	OMA	8.16	Jalal Salem Al-Gabshi	Doha	25 Jan 12
FIJ	8.79	Harold Nair	Baton Rouge	19 Jan 08	PAK	7.95	Abdul Rasheed	Pattaya	14 Nov 05
FIN	7.56	Arto Bryggare	Budapest	6 Mar 83		7.95	Muhammad Sajid Ahmad	Tehran	22 Feb 07
	7.56	Arto Bryggare	Liévin	22 Feb 87	PAN	7.79	Curt Young	Houston	31 Jan 98
FRA	7.42	Ladji Doucouré	Liévin	26 Feb 05	PER	7.98	Jorge McFarlane	Santiago/CHI	23 Feb 10
GAM	7.91	Mensah Elliott	Cardiff	3 Feb 02	PHI	7.86A	Eric Cray	Albuquerque	24 Jan 14
GBR	7.30	Colin Jackson	Sindelfingen	6 Mar 94	PNG	8.22	Wala Gime	Fayetteville	8 Feb 13
GBS	8.53	Edivaldo Monteiro	Braga	11 Feb 96	POL	7.51	Tomasz Ścigaczewski	Maebashi	5 Mar 99
GEO	7.66	Anatoliy Moshiaashvili	Göteborg	10 Mar 74	POR	7.68	Rasul Dabó	Göteborg	1 Mar 13
GER	7.41	Falk Balzer	Chemnitz	29 Jan 99	PRK	8.7	Choe Myong Chol	Pyongyang	16 Aug 12
GHA	7.85	Keith Nkrumah	Blacksburg	25 Jan 13	PUR	7.72	Héctor Cotto	New York/MSG	30 Jan 09
GRE	7.63	Konstadinos Douvalidis	Pireás	22 Feb 12	PYF	8.23	Toriki Urarii	Metz	11 Jan 09
GRN	7.70	Alleyne Lett	Fayetteville (1h3)	9 Mar 07	QAT	7.81	Mohamed Aissa Al-Thawadi	Hanoi	1 Nov 09
	7.70	Alleyne Lett	Fayetteville (2)	9 Mar 07	ROU	7.50	Gheorghe Boro	Liévin	13 Feb 94
GUA	8.39	Allan Ayala	Johnson City	6 Mar 09	RSA	7.52	Shaun Bownes	Gent	23 Feb 01
GUM	9.16	Kenneth Karosich	Cedar Falls	20 Feb 09	RUS	7.44	Yevgeniy Borisov	Moskva	16 Feb 08
GUY	7.85	Charles Allen	Blacksburg	19 Feb 00	SAM	8.64	Avele Tanielu	Moskva	11 Mar 06
HAI	7.55	Dudley Dorival	Stockholm	15 Feb 01		8.4	Willie Fong	Auckland	16 Oct 83
HKG	8.04	Tang Hon Sing	Beijing	20 Feb 01	SEN	7.75	Moussa Dembele	Hampton	10 Feb 13
HON	8.04	Ronald Beneth	Valencia	14 Feb 09	SIN	9.39	Shawn Wee	Cardiff	8 Dec 12
HUN	7.56	Dániel Kiss	Budapest	13 Feb 10	SKN	8.46	Adolphus Jones	Ames	12 Feb 10
	7.56	Balázs Baji	Göteborg	1 Mar 13	SLE	7.90	Ben Grant	Birmingham	9 Jan 93
INA	8.32	Rudi Wicaksono	Ludwigshafen	18 Jan 03	SLO	7.64	Damjan Zlatnar	Wien	29 Jan 08
IND	8.12	K. Krishna Mohan	Athina	14 Mar 09	SMR	9.22	Manlio Molinari	Ancona	20 Feb 00
IRI	7.82	Rouholla Ashgari	Tehran	8 Feb 04	SRB	7.73	Miroslav Novaković	Wien	1 Mar 02
IRL	7.57	Peter Coghlan	Blacksburg	26 Feb 99	SRI	8.03	Chaminda Fonseka	Bielefeld	12 Feb 99
IRQ	7.90	Amir Shaker	Uddevalla	23 Feb 13	STP	8.46	Arlindo Leocadio Pinheiro	Espinho	18 Jan 03
ISL	7.98	Jón Arnar Magnússon	Reykjavik	13 Feb 00	SUD	7.97	Todd Jouda Matthews	Clemson	28 Feb 04
ISR	7.95	Ophir Shmueli	Budapest	9 Feb 97	SUI	7.62	Ivan Bitzi	Maggingen	17 Feb 02
ISV	7.70	Eddie Lovett	Lexington	25 Jan 14	SVK	7.55	Igor Kovác	Praha	20 Feb 99
ITA	7.51	Paolo Dal Molin	Göteborg	1 Mar 13	SWE	7.54	Robert Kronberg	Lisboa	9 Mar 01
IVB	8.78	Keron Stoute	Landover	15 Feb 13		7.54	Robert Kronberg	Glasgow (KH)	18 Mar 01
JAM	7.48	Maurice Wignall	Budapest	6 Mar 04	SYR	8.36	Bilal Al-Tares	Tehran	26 Feb 10
JPN	7.75	Masato Naito	Valencia	8 Mar 08	TGA	9.06	Inoke Finau	Doha	12 Mar 10
KAZ	7.78	Andrey Gutov	Minsk	11 Feb 92	THA	7.78	Jumrus Rittidet	Hanoi	1 Nov 09
	7.5	Igor Khitryakov	Karaganda	19 Jan 92	TKM	8.47	Baimurad Achirmouradov	Maebashi	5 Mar 99
KEN	7.7	John Kiplangat Ngeno	Portland	31 Jan 76	TPE	7.78	Huang Kun-Yu	Osaka	2 Feb 13
KGZ	8.10	Yevgeniy Shorokhov	Barcelona	11 Mar 95	TTO	7.59	Wayne Davis II	Fayetteville	9 Mar 13
KOR	8.31	Choi Sun-Woong	Hanoi	1 Nov 09	TUN	8.11	Hamdi Dhouibi	Aubiére	1 Mar 03

COUNTRY	MARK	NAME	VENUE	DATE	COUNTRY	MARK	NAME	VENUE	DATE
TUR	7.98	Batuhan Eryugun	Istanbul	10 Feb 13	GAM	2.04	Momodou Drammeh	Boston/Allston	19 Feb 11
UKR	7.53	Vladimir Belokon	Kiyev	12 Feb 94		2.04	Momodou Drammeh	New York/Armory	4 Feb 12
	7.53	Sergiy Demydyuk	Karlsruhe	11 Feb 07		2.04	Momodou Drammeh	Boston/Allston	18 Feb 12
USA	7.36	Greg Foster	Los Angeles	16 Jan 87		2.04	Momodou Drammeh	Boston/Allston	4 Mar 12
	7.36	Allen Johnson	Budapest	6 Mar 04	GBR	2.38	Steve Smith	Wuppertal	4 Feb 94
	7.36	Terrence Trammell	Doha	14 Mar 10	GBS	1.96	Danilo Pereira	Alpiarca	2 Feb 08
UZB	7.58	Sergey Usov	Moskva	23 Feb 91	GEO	2.16	Zurab Gogochuri	Mogilyov	26 Jan 13
VIE	8.19	Tran Nghia Nhan	Hanoi	1 Oct 09		2.16	Zurab Gogochuri	Mogilyov	5 Feb 13
ZAM	8.4	Davison Lishebo	Cosford	13 Mar 76	GER	2.42	Carlo Thränhardt	Berlin	26 Feb 88
ZIM	7.94	Ian Harnden	Blacksburg	19 Feb 00	GHA	2.08	Kingsley Adams	(USA)	73
					GRE	2.35	Lámbros Papakóstas	Barcelona	12 Mar 95
					GRN	2.17	Kurt Felix	Nampa	24 Feb 11
					GUA	2.08	Teodoro Flores Palacios	Chicago	8 Mar 63
					GUI	1.72	Mamadou Alimou Diallo	Sabadell	23 Feb 13
					GUM	1.65	Jude Martinez	Seattle	7 Feb 08
					GUY	2.14	Devon Bond	College Station	28 Feb 09
					HAI	2.17	Huguens Jean	Boston	9 Mar 03
					HKG	2.18A	Marc Chenn	Colorado Springs	29 Jan 00
					HUN	2.27	Péter Deutsch	Budapest	24 Feb 90
					INA	2.00	Syahrial	Macau	30 Oct 07
					IND	2.18	Hari Shankar Roy	Macau	1 Nov 07
					IRI	2.22	Hossein Shayan	Tehran	9 Feb 94
					IRL	2.28	Brendan Reilly	Reykjavik	5 Mar 00
						2.28	Adrian O'Dwyer	Budapest	24 Feb 04
					IRQ	2.00	Sinan Adnan Askar	Mashad	3 Feb 12
					ISL	2.28	Einar Karl Hjartarson	Reykjavik	18 Feb 01
					ISR	2.31	Konstantin Matusevich	Stockholm	10 Mar 96
					ITA	2.33	Silvano Chesani	Ancona	17 Feb 13
					IVB	2.16	Sam Noel	Lexington	31 Jan 98
					JAM	2.30	Germaine Mason	Arnstadt	8 Feb 03
					JPN	2.28	Naoyuki Daigo	Yokohama	19 Feb 06
					KAZ	2.32	Sergey Zasimovich	Vilnius	12 Jan 85
					KGZ	2.38	Igor Paklin	Indianapolis	7 Mar 87
					KIR	1.91	David Birati	Bairiki	9 Jul 09
					KOR	2.25	Lee Jin-Taek	Maebashi	13 Feb 94
					KSA	2.15	Hashem Issa Al-Oqabi	Macau	1 Nov 07
						2.15	Jamel Kassem Al-Fakhry	Macau	1 Nov 07
					KUW	2.15	Salem Sayar Ibrahim Al-Anezi	Macau	1 Nov 07
					LAO	1.85	Oudomsack Chanthavong	Hanoi	1 Nov 09
					LAT	2.28	Normunds Sietiņš	Panevėžys	15 Feb 92
					LBR	2.01	Jah Bennett	Seattle	2 Feb 08
					LCA	2.25	Darwin Edwards	Uxbridge	27 Jan 08
					LIB	2.24	Jean-Claude Rabbath	Weinheim	7 Feb 07
					LIE	1.77	Simon Hasler	Dornbirn	25 Jan 14
					LTU	2.27	Rolandas Verkys	Panevėžys	6 Feb 93
					LUX	2.17	Raymond Conzemius	Dortmund	26 Mar 88
					MAC	1.95	Lei Kuok Kuan	Macau	30 Oct 07
					MAD	2.04	Pierre Yavizama	Genova	20 Jan 89
					MAR	2.00	Mohamed Aghlal	Paris	18 Jan 85
					MAS	2.15	Lou Cwee Peng	Toronto	13 Mar 93
						2.15	Lee Hup Wei	Ostrava	24 Jan 12
						2.15	Lee Hup Wei	Wien	11 Feb 12
					MAW	2.08	Wanangwa Mkandawire	Cardiff	4 Feb 06
					MDA	2.21	Vadim Podlesni	Minsk	28 Feb 82
					MEX	2.26	Edgar Rivera-Morales	Fayetteville	25 Jan 13
						2.26	Edgar Rivera-Morales	Fayetteville	9 Mar 13
					MKD	2.05	Blagojce Blazevski	Sofia	4 Feb 95
						2.05	Redzhep Selman	Sofia	12 Feb 05
					MLI	2.04	Naman Keita	Paris	12 Jan 97
					MNE	2.02	Darko Pešić	Novi Sad	11 Jan 14
					MOZ	1.75	Mussa Pereira	Pombal	29 Jan 11
					MRI	2.21	Khemraj Naiko	Hirson	24 Jan 99
					NED	2.31	Wilbert Pennings	Siegen	9 Feb 02
					NGR	2.32	Anthony Idiata	Pátra	15 Feb 00
					NIG	1.89	Smael Madougou	Aubiére	15 Dec 07
					NOR	2.36	Steinar Hoen	Balingen	12 Feb 94
						2.36	Steinar Hoen	Berlin	3 Mar 95
					NZL	2.16	Roger Te Puni	Waitemata	16 Oct 83
					PAN	2.06	Antonio Morales	Lewisburg	4 Dec 99

High Jump

AFG	1.40	Hidayat Ahmad	Paris	11 Mar 12
ALB	2.05	Qemal Corja	Tirane	14 Mar 89
ALG	2.27	Othmane Belfaa	Paris	18 Jan 85
	2.27	Othmane Belfaa	Firenze	6 Feb 85
AND	2.12	Estéve Martín	Vilafranca del Penedès	3 Feb 96
ANG	1.96	António Afonso Deslandes	Aveiro	16 Feb 91
ANT	2.24	James Grayman	Gent	21 Feb 10
ARG	2.10	Erasmus Jara	Formosa	22 Dec 98
ASA	1.85A	Makisi Haleck	Colorado Springs	16 Feb 02
AUS	2.33	Tim Forsyth	Balingen	16 Feb 97
AUT	2.24	Markus Einberger	Wien	16 Feb 85
AZE	2.32	Valeriy Sereda	Leningrad	25 Jan 86
BAH	2.36	Troy Kemp	Weinheim	18 Mar 94
BAR	2.23	Henderson Dottin	Nampa	28 Feb 03
BEL	2.31	Eddy Annys	Simmerath	17 Jan 86
	2.31	Eddy Annys	Solna	25 Feb 86
BER	2.35	Nick Saunders	Hamilton	13 Jan 89
BIH	2.29	Elvir Krehmić	Pireás	13 Feb 99
BLR	2.33	Oleg Zhukovskiy	Banská Bystrica	8 Feb 95
BOT	2.28	Kabelo Kgosiemang	Arnstadt	6 Feb 10
	2.28	Kabelo Kgosiemang	Doha	14 Mar 10
BRA	2.25	Jessé de Lima	Banská Bystrica	17 Feb 04
	2.25	Jessé de Lima	Otterberg	28 Feb 04
BRN	2.13	Salem Nasser Bakheet	Pattaya	10 Feb 06
BRU	1.96	Abdul Hakim Hj Yahya	Sheffield	24 Feb 10
BUL	2.31	Georgi Dakov	Budapest	26 Feb 91
BUR	2.19	Boubacar Séré	Leverkusen	20 Jan 08
CAN	2.35	Derek Drouin	Fayetteville	9 Mar 13
CAY	2.09	Omar Wright	Houston	24 Feb 06
CGO	1.95	Yvan Keke Ossake	Dijon	18 Jan 04
CHA	2.14	François Béoring-Yan	Paris	31 Jan 99
CHI	2.15	Heinz Falter	Fürth	22 Jan 92
CHN	2.32	Zhang Guowei	Nanjing	7 Mar 13
CIV	2.06	Francois Aboua	Vittel	17 Jan 99
CMR	2.17	Fernand Djoumessi	Leverkusen	19 Jan 14
COD	2.13	Dieudonné Opota	Liévin	20 Feb 00
COL	2.27	Gilmar Mayo	Pireás	24 Feb 99
CPV	1.98	Stephane Varela	Pombal	27 Jan 13
CRO	2.28	Novica Čanović	Thessaloníki	25 Feb 86
CUB	2.43	Javier Sotomayor	Budapest	4 Mar 89
CYP	2.32	Kyriacos Ioannou	Novi Sad	7 Feb 08
CZE	2.37	Jaroslav Bába	Arnstadt	5 Feb 05
DEN	2.27	Michael Mikkelsen	Glasgow (KH)	4 Mar 90
	2.27	Janick Klausen	Paris	4 Mar 11
DOM	1.81	Stiward Pena	Maggingen	24 Feb 13
ECU	2.25	Diego Ferrin	Eaubonne	11 Feb 11
EGY	2.24	Karim Samir Lotfy	Chemnitz	29 Feb 08
ESP	2.31	Arturo Ortiz	San Sebastián	18 Feb 90
	2.31	Arturo Ortiz	Gundelsheim	14 Feb 93
EST	2.27	Marko Alekseejev	Tallinn	15 Feb 04
FIJ	1.68	Harold Nair	Houston	1 Feb 08
FIN	2.33	Osku Torro	Tampere	5 Feb 11
FRA	2.35	Jean-Charles Gicquel	Paris	13 Mar 94
GAB	2.11	Hilaire Onwanlele	Vittel	9 Jan 94

COUNTRY	MARK	NAME	VENUE	DATE	COUNTRY	MARK	NAME	VENUE	DATE
PER	2.23	Hugo Munoz	Moscow/USA	6 Feb 99	BIH	4.70	Borivoje Bošnjak	Sarajevo	12 Feb 75
POL	2.37	Artur Partyka	Sulingen	3 Feb 91	BLR	5.85	Dmitriy Markov	Stockholm	9 Mar 96
	2.37	Artur Partyka	Sevilla	10 Mar 91	BRA	5.71	Augusto Dutra	São Caetano do Sul	2 Mar 13
	2.37	Artur Partyka	Balingen	11 Feb 95	BUL	5.76	Spas Bukhalov	Sofia	4 Feb 06
	2.37	Artur Partyka	Spala	18 Feb 00	BUR	2.60	Aziz Abdul Ouédraogo	Fronton	12 Dec 04
POR	2.21	Paulo Goncalves	Pombal	2 Mar 08	CAF	2.40	Jonathan Kengba-Koyangba	Salon-de-Provence	12 Dec 04
PUR	2.23	Edgardo García	Lafayette	4 Feb 95	CAN	5.65	Doug Wood	Winnipeg	15 Mar 92
PYF	1.96	Raihau Maiau	Bompas	26 Jan 14	CAY	2.65	Maxwell Hyman	Lynchburg	24 Jan 09
QAT	2.37	Mutaz Essa Barshim	Hangzhou	19 Feb 12	CGO	4.00	Célestin Moussamboté Kengué	Nogent-sur-Oise	7 Feb 04
	2.37	Mutaz Essa Barshim	Moskva	3 Feb 13	CHA	2.40	Louis Magloire Ntankeu	Nogent-sur-Oise	20 Dec 09
ROU	2.38	Sorin Matei	Wuppertal	3 Feb 95	CHI	5.40A	Gonzalo Barroilhet	Albuquerque	24 Jan 14
RSA	2.28	Jacques Freitag	Bydgoszcz	26 Jan 05	CHN	5.80	Yang Yansheng	Düsseldorf	8 Feb 13
	2.28	Jacques Freitag	Tallinn	20 Feb 05	CIV	4.80	Alain Andji	Bordeaux	16 Feb 92
	2.28	Ramsay Carelse	Tallinn	28 Feb 06	CMR	4.16	David Williams Nzodom Djozing	Lille	8 Dec 13
RUS	2.41	Ivan Ukhov	Chelyabinsk	16 Jan 14	COD	2.70	Boris Fundu-Kiaku	Liévin	4 Feb 12
SEN	2.23	Moussa Fall	Paris	26 Feb 83	CPV	4.40	José Rosa	Alpiarca	9 Jan 11
SEY	2.18	William Woodcock	Karlsruhe	7 Feb 07		4.40	José Rosa	Pombal	27 Feb 11
SKN	2.06	Adolphus Jones	Norman	26 Feb 10	CRO	5.60	Ivan Horvat	Istanbul	23 Feb 13
SLO	2.31	Rožle Prezelj	Ljubljana	24 Jan 04		5.60	Ivan Horvat	Göteborg	2 Mar 13
SMR	2.13	Eugenio Rossi	Ancona	26 Feb 12	CUB	5.72	Lázaro Borges	Donetsk	11 Feb 12
SOM	1.75	Wehliye Keynan	Aigle	13 Jan 13	CYP	5.40	Nikandros Stylianou	Thessaloniki	23 Feb 13
SRB	2.35	Dragutin Topić	Stockholm	10 Mar 96		5.40	Nikandros Stylianou	Göteborg	2 Mar 13
SRI	2.23A	Manjula Wijesekara	Albuquerque	21 Jan 06	CZE	5.81	Adam Ptáček	Chemnitz	7 Feb 03
STP	2.01	Hedson Trindade	Pombal	31 Jan 10	DEN	5.72	Martin Voss	Malmö	25 Feb 95
SUD	2.19	Ali Mohamed Younes Idris	Leverkusen	19 Jan 14	ESP	5.80	José Manuel Arcos	Zaragoza	27 Feb 99
SUI	2.32	Roland Dalhäuser	Milano	6 Mar 82	EST	5.65	Valeri Bukrejev	Kuopio	5 Mar 95
	2.32	Roland Dalhäuser	Indianapolis	7 Mar 87		5.65	Valeri Bukrejev	Barcelona	10 Mar 95
SVK	2.32	Róbert Ruffíni	Berlin	26 Feb 88	FIJ	4.41	Joseph Rodan jnr	Pomona	16 Feb 02
	2.32	Róbert Ruffíni	Pireás	7 Mar 90	FIN	5.83	Jani Lehtonen	Stockholm	8 Mar 94
SWE	2.41	Patrik Sjöberg	Pireás	1 Feb 87	FRA	6.08	Renaud Lavillenie	Bydgoszcz	31 Jan 14
SYR	2.26	Majed Eldein Ghazal	Istanbul	10 Mar 12	FSM	3.96	Keitani Graham	Boston	18 Jan 02
THA	2.15	Torlarp Sudjinta	Pattaya	13 Nov 05	GAM	5.02	Alhaji Jeng	Göteborg	6 Feb 99
TJK	2.28	Oleg Palashevskiy	Moskva	11 Feb 84	GBR	5.83	Luke Cutts	Rouen	25 Jan 14
TKS	2.04	Simpson Penn	Landover	19 Feb 11	GBS	4.15	Emerson Évora	Lisboa	21 Jan 14
	2.04	Simpson Penn	New York/Armory	14 Jan 12	GEO	4.90	Gocha Chetkoshvili	Tbilisi	10 Feb 81
	2.04	Simpson Penn	Landover	21 Jan 12	GER	6.00	Danny Ecker	Dortmund	11 Feb 01
	2.04	Simpson Penn	Boston/Allston	4 Mar 12	GHA	3.10	Atsu Nyamadi	Lubbock	2 Mar 13
TPE	2.01	Hsiao Szu-Pin	Pattaya	11 Feb 06	GRE	5.83	Konstadínos Filippídis	Linz	31 Jan 13
TTO	2.15	Kevin Huggins	Carbondale	7 Dec 07	GRN	4.45	Kurt Felix	Nampa	11 Feb 12
TUN	1.95	Hamdi Dhouibi	Aubiére	1 Mar 03		4.45A	Kurt Felix	Albuquerque	24 Feb 12
TUR	2.24	Metin Durmuşoğlu	Izmir	2 Feb 02	GUA	4.40	Octavious Gillespie	Lincoln	5 Feb 05
	2.24	Metin Durmuşoğlu	Pireás	23 Feb 02	GUI	3.10	Mamadou Alimou Diallo	Sabadell	10 Feb 13
UAE	2.08	Sayed Abbas Al-Alaoui	Tehran	25 Feb 10	HKG	4.10	Wong Woon Cheung	Macau	11 Feb 07
UGA	1.80	Sam Ageta-Bua	Middleton St. George	17 Dec 72	HUN	5.82	István Bagyula	New York	7 Feb 92
UKR	2.38	Gennadiy Avdeyenko	Indianapolis	7 Mar 87	IND	4.80	Kuzhyyadiyil Paul Bimin	Hanoi	2 Nov 09
USA	2.40	Hollis Conway	Sevilla	10 Mar 91	IRI	5.30	Mohamed Mohsen Rabbani	Mashad	3 Feb 12
UZB	2.30	Gennadiy Belkov	Chelyabinsk	30 Jan 83	IRL	5.22	Brian McGovern	New York/Armory	23 Feb 12
VIE	2.15	Nguyen Duy Bang	Hanoi	1 Oct 09	IRQ	3.80	Muntafer Fahed Abdulwahid	Mashad	3 Feb 12
ZAM	1.96	Mutale Mulenga	Cosford	21 Mar 86	ISL	5.30	Sigurdur T. Sigurdsson	St. Augustin	18 Mar 84
ZIM	2.16	George Maringapasi	New York	15 Jan 00	ISR	5.86	Alex Averbukh	Stockholm	15 Feb 01
					ISV	5.22	Brian Morrisette	Bloomington	4 Feb 84
					ITA	5.82	Giuseppe Gibilisco	Donetsk	15 Feb 04
					IVB	4.20	Paul Hewlett	Cosford	6 Mar 88
Pole Vault					JAM	5.25A	K'Don Samuels	Reno	28 Jan 11
ALB	5.00	Sazan Fisheku	Tirana	16 Mar 90	JPN	5.71	Seito Yamamoto	Osaka	3 Feb 13
	5.00	Sazan Fisheku	Pireás	23 Feb 91	KAZ	5.92	Igor Potapovich	Stockholm	19 Feb 98
	5.00	Sazan Fisheku	Tirana	8 Jan 92	KOR	5.61	Kim Yoo-Suk	Seattle	26 Feb 05
	5.00	Sazan Fisheku	Sofia	15 Feb 92	KSA	4.40	Mohammed Al-Qaree	Hanoi	2 Nov 09
ALG	5.30	Samy Si Mohammed	Paris	30 Jan 94	KUW	5.10	Ali Makki Al-Sabagha	Pattaya	11 Feb 06
AND	4.70	Bernat Vilella	Valencia	18 Feb 06		5.10	Ali Makki Al-Sabagha	Macau	30 Oct 07
	4.70	Bernat Vilella	Sant Cugat	22 Dec 06	LAT	5.74	Aleksandrs Obizajevs	Moskva	12 Feb 83
ANG	3.50	António Afonso Deslandes	Madrid	25 Jan 92	LBR	4.45	Jangy Addy	Fayetteville	15 Mar 08
ARG	5.60	Germán Chiaraviglio	Donetsk	10 Feb 07	LCA	5.55	Dominic Johnson	Indianapolis	13 Mar 98
ASA	5.27	Makisi Haleck	South Bend	5 Mar 05	LIB	3.40	Ali Hazer	Tehran	25 Feb 10
AUS	6.06	Steven Hooker	Boston/Roxbury	7 Feb 09	LIE	3.10	Johannes Hasler	Dornbirn	29 Jan 12
AUT	5.77	Hermann Fehringer	Wien	24 Feb 91	LTU	5.30	Zigmas Biliūnas	Kaunas	4 Feb 84
BAH	4.95	Brent Vanderpool	Annapolis	15 Feb 88	LUX	5.40	Fabian Mores	Innsbruck	21 Jan 06
BAR	3.60	Clifford Brooks	London	8 Jan 77	MAD	4.50	Florian Henry	Paris	25 Jan 03
BEL*	5.70	Thibaut Duval	Wien	2 Mar 02		4.50	Ali Kame	Metz	12 Jan 14
	5.70	Kevin Rans	Donetsk	12 Feb 06					

COUNTRY	MARK	NAME	VENUE	DATE	COUNTRY	MARK	NAME	VENUE	DATE
MAR	5.20	Taoufik Lacheeb	Paris	8 Feb 92	Long Jump				
MAS	4.77	Mohd Iskandar Alwi	Taipei	15 Mar 13	AFG	5.38	Nassim Hosseini	Orléans	15 Jan 11
MDA*	5.70	Alexandr Jucov	Minsk	17 Jan 88	AIA	7.01	Denvil Ruan	Baltimore	7 Jan 12
	5.70	Alexandr Jucov	Chişinău	3 Feb 91	ALB	7.66	Admir Bregu	Athína	9 Feb 08
MEX	5.71	Giovanni Lanaro	Flagstaff	18 Feb 06	ALG	7.88	Issam Nima	Doha	12 Mar 10
	5.71	Giovanni Lanaro	Stockholm	18 Feb 09	AND	7.52	Estéve Martín	Vilafranca del Penedés	20 Feb 00
MKD	3.60	Vladimir Karer	Beograd	23 Feb 69	ANG	7.34	António Santos	Aveiro	16 Feb 92
MNE	4.40	Darko Pešić	Novi Sad	18 Jan 14	ANT	7.92	Lester Benjamin	Johnson City	21 Jan 88
MON	3.30	Anthony de Sevelinges	Nice	14 Dec 03	ARG	7.24	Santiago Lorenzo	Cedar Falls	26 Jan 01
MRI	5.60	Jean-Kersley Gardenne	Liévin	15 Jan 98	ARM	8.49	Robert Emmiyan	Liévin	21 Feb 87
NED	5.75	Rens Blom	Birmingham	15 Mar 03	AUS	8.23	Henry Frayne	Istanbul	10 Mar 12
	5.75	Rens Blom	Chemnitz	27 Feb 04	AUT	7.96	Isagani Peychär	München	5 Feb 05
NGR	3.20	Lee Okoroafo	Uxbridge	25 Jan 12	AZE	8.00	Vladimir Tsepelyov	Vilnius	6 Feb 83
NIG	4.80	Smael Madougou	Faverges	16 Jan 00	BAH	8.10	Leevan Sands	Lexington	28 Feb 04
NOR	5.71	Trond Barthel	Stange	30 Jan 99	BAR	7.85	Kevin Bartlett	Joplin	12 Jan 02
	5.71	Trond Barthel	Dortmund	13 Feb 99	BEL	8.08	Erik Nys	Gent	12 Feb 95
NZL	4.73	Brent Newdick	Tallinn	4 Feb 12	BEN	6.32	Billiaminou Alao	Barcelona	10 Mar 95
PAK	4.70	Adnan Anjum	Tehran	12 Feb 09	BER	7.82	Tyrone Smith	Tartu	9 Feb 12
	4.70	Adnan Anjum	Tehran	14 Feb 13	BIH	7.51	Milan Babić	Praha	11 Mar 67
PAN	4.50	Antonio Morales	Annapolis	11 Dec 99	BLR	8.10	Aleksandr Glavatskiy	Gomel	15 Jan 94
PER	5.10A	Francisco León	Reno	10 Jan 04	BOT	8.01	Gable Garenamotse	Cardiff	3 Feb 02
PHI	4.93	Emerson Obiena	Tsaotun	14 Mar 08	BRA	8.28	Mauro Vinicius da Silva	Istanbul	9 Mar 12
POL	5.86	Paweł Wojciechowski	Gent	13 Feb 11	BRN	7.35	Mohamed Imam Bakhsh	Tehran	6 Feb 04
POR	5.70	Edi Maia	Orléans	18 Jan 14	BUL	8.30	Ivaylo Mladenov	Pireás	28 Feb 94
PUR	5.50	Brandon Estrada	Seattle	6 Mar 10	BUR	8.06	Franck Zio	Liévin	3 Feb 96
PYF	4.50	Stanley Drollet	(FRA)	69	CAF	6.44	Wilfried Panguère-Lebrun	Vittel	11 Jan 09
QAT	5.10	Waleed Al-Shamali	Budapest	8 Feb 90	CAM	6.53	Samnang Khiev	Pattaya	10 Feb 06
ROU	5.61	Tiberiu Agoston	Toulouse	4 Mar 01	CAN	8.02	Madanha Chibudu	Blacksburg	26 Feb 10
RSA*	5.90	Okkert Brits	Liévin	16 Feb 97	CAY	8.16	Kareem Streete-Thompson	Lisboa (r1)	11 Mar 01
RUS	6.00	Rodion Gataullin	Moskva	2 Feb 93		8.16	Kareem Streete-Thompson	Lisboa (r2)	11 Mar 01
	6.00	Rodion Gataullin	Liévin	13 Feb 93	CGO	7.32	Hakim Mazou	Maggingen	24 Feb 91
	6.00	Maksim Tarasov	Budapest	5 Feb 99	CHA	5.50	Louis Magloire Ntankeu	Nogent-sur-Oise	13 Dec 03
SEN	5.14	Karim Séne	Carrières-sous-Poissy	3 Feb 07	CHI	7.60	Jorge Naranjo	Santiago/CHI	27 Feb 04
SIN	4.77	Ng Kean Mun	Lincoln	3 Feb 90	CHN	8.27	Su Xiongfeng	Nanjing	11 Mar 10
SKN	4.45	Adolphus Jones	Ames	12 Feb 10	CIV	7.55	Leslie Djhone	Eaubonne	20 Dec 97
SLO	5.62	Robert Renner	Villeurbanne	10 Feb 13	CMR	7.81	Fred Salle	Boston	20 Feb 88
SMR	3.30	Fabio Canini	Ancona	6 Jan 01	COD	7.65	Jean Kamanda-Mbuyi	Aubiére	26 Feb 06
	3.30	Manuel Maiani	Ancona	6 Jan 01	COL	6.74	Luis Fernando Gomez	San Sebastián	28 Jan 12
SRB	5.20	Dragan Georgijevski	Zweibrücken	2 Feb 90	COM	6.51	Fayad Younousse	Bordeaux	17 Jan 10
SRI*		See footnote			CPV	7.50	Nelson Évora	Espinho	10 Feb 02
STP	3.90	Ivan Santos	Lisboa	20 Dec 12	CRC	6.45	Enrique Colville	Ypsilanti	29 Jan 05
SUI	5.62	Felix Böhni	Pontiac	12 Mar 83	CRO*	8.08	Sinisa Ergotić	Budapest	8 Feb 03
SVK	5.30	Rudolf Haraksim	Praha	21 Feb 04	CUB	8.62	Iván Pedroso	Maebashi	7 Mar 99
SWE	5.81	Alhaji Jeng	Stockholm	18 Feb 09	CYP	7.68	Dimitrios Araouzou	Moscow/USA	12 Feb 83
SYR	4.50	Mohamad Malla Khalaf	Tehran	12 Feb 09	CZE	8.18	Milan Gombala	Praha	16 Feb 92
THA	5.10	Kreetá Sintawachewea	Hanoi	2 Nov 09	DEN	8.18	Morten Jensen	Göteborg	8 Feb 06
TOG	4.26	Latif Adéothy	Valenciennes	18 Mar 01	DMA	7.81	Jerome Romain	Indianapolis	11 Mar 94
TPE	5.30A	Hsieh Chia-Han	Reno	18 Jan 14	DOM	7.33	Carlos Jorge	Budapest	26 Jan 07
TUN	5.00	Mejdi Drine	Syracuse	16 Feb 93	EGY	7.69	Mohamed Fathalla	Chemnitz	27 Jan 11
TUR	5.70A	Ruhan Işım	Reno	24 Jan 98	ESA	6.81	Renán Palma	College Station	15 Jan 11
UKR	6.15	Sergey Bubka	Donetsk	21 Feb 93	ESP	8.56	Yago Lamela	Maebashi	7 Mar 99
URU	4.50	Esteban Sosa	Mainz	18 Jan 92	EST	8.05	Tõnu Lepik	Wien	15 Mar 70
USA*	5.96	Lawrence Johnson	Atlanta	3 Mar 01	ETH	6.98	Lingo Obang Ojulu	Bordeaux (r2)	28 Jan 12
UZB	6.02	Rodion Gataullin	Gomel	4 Feb 89		6.98	Lingo Obang Ojulu	Bordeaux (r3)	28 Jan 12
VEN	5.00	Konstantin Zagustin	Miramas	15 Dec 91	FIJ	7.30	Eugene Vollmer	Geneva/USA	2 Mar 12
VIE	4.60	Vu Van Huyen	Hanoi	2 Nov 09	FIN	8.11	Eero Haapala	Pori	26 Jan 13
ZIM	4.32A	Keegan Cooke	Flagstaff	12 Jan 13	FRA	8.27	Salim Sdiri	Mondeville	28 Jan 06
					GAB	7.49	Davy Mbita	Saumur	13 Dec 98
					GAM	7.81	Sheikh Tidiane Faye	Bloomington	5 Feb 77
					GBR	8.18	Christopher Tomlinson	Stuttgart	2 Feb 08
					GEO	7.66	Dimitriy Antonov	Tbilisi	13 Jan 90
					GEQ	5.77	Norberto Nsue Andeme	Paris	7 Mar 97
					GER	8.71	Sebastian Bayer	Torino	8 Mar 09
					GHA	8.36	Ignisious Gaisah	Stockholm	2 Feb 06
					GRE	8.21	Louís Tsátoumas	Athína	19 Feb 11
					GRN	7.69	Keron Francis	Nampa	24 Feb 06
					GUA	6.95	Octavious Gillespie	Lincoln	4 Feb 05
					GUI	6.34	Dony Correa	Rouen	14 Dec 01

Notes

"Pending" according to USATF.org:

USA 6.02 Jeff Hartwig Sindelfingen 10 Mar 02

Doubtful result:

MDA 5.75 Alexandr Jucov Tbilisi 25 May 90

Exhibition:

RSA 5.90 Okkert Brits Toronto 1 Jun 97

SRI 3.00 Lucas Saint George Carington Raj Amiens 24 Nov 01

Annulled by doping violation:

BEL 5.71 Kevin Rans Gent 31 Jan 10

5.71 Kevin Rans Liévin 5 Mar 10

COUNTRY	MARK	NAME	VENUE	DATE	COUNTRY	MARK	NAME	VENUE	DATE
GUM	5.79	Jude Martinez	Vermillion	27 Feb 10	QAT	7.54	Emeka Okoli	Doha	25 Jan 12
GUY	8.05	Mark Mason	Johnson City	25 Jan 91	ROU	8.30	Bogdan Țăruș	București	29 Jan 00
HAI	7.38	Narc Narcisse	Seattle	16 Feb 08	RSA	8.18	Khotso Mokoena	Paris	23 Feb 07
HKG	7.11	Terry Tsui Yun Yung	Shanghai	16 Mar 07	RUS	8.43	Stanislav Tarasenko	Moskva	26 Jan 94
HON	6.84	Kessel Campbell	Valencia	23 Feb 08	RWA	5.62	Clement Manaliyo	Dijon	19 Jan 03
HUN	8.24	László Szalma	Madrid	22 Feb 86	SEN	8.17	Cheikh Tidiane Touré	Bordeaux	14 Feb 98
INA	6.95	Asril Abdullah Kadir	Hanoi	1 Nov 09	SEY	7.48	Danny Beauchamp	Paris	30 Jan 93
IND	7.62	Kumaravel Prem Kumar	Hangzhou	18 Feb 12	SIN	7.06	Kenneth Wang Kan	Hanover/USA	27 Feb 10
IRI	7.74	Mohammad Arzandeh	Mashad	3 Feb 12	SKN	7.45	Kevin Arthurton	Lamoni	15 Feb 02
IRL	8.00	Ciaran McDonagh	Blacksburg	14 Jan 06	SLE	7.41	Thomas Ganda	Birmingham	16 Feb 92
ISL	7.82	Jón Arnar Magnússon	Reykjavík	5 Mar 00	SLO	8.28	Gregor Cankar	Maebashi	7 Mar 99
ISR	7.63	Mark Malisov	Dortmund	19 Feb 95	SMR	7.23	Luca Maccapani	Ancona	25 Jan 09
ISV	7.94	Vaughn Walwyn	Fayetteville	8 Mar 02	SOM	5.08	Wehliye Keynan	Aigle	22 Jan 12
ITA	8.30	Andrew Howe	Birmingham	4 Mar 07	SRB	8.02	Danial Jahić	Pireás	13 Feb 99
IVB	7.99	Keita Cline	Ames	10 Feb 96	SRI	7.75	Benildus Fernando	Lincoln	24 Feb 95
JAM	8.40	James Beckford	Madrid	9 Feb 96	STP	6.66	Frederico Eusébio	Pombal	5 Feb 11
JOR	7.17	Khalil Al-Hanahneh	Pattaya	10 Feb 06	SUI	8.01	Rolf Bernhard	Grenoble	22 Feb 81
JPN	8.07	Masaki Morinaga	Maebashi	7 Mar 99	SVK	7.80	Jaroslav Dobrovodsky	Bratislava	20 Feb 11
KAZ	7.99	Dmitriy Karpov	Moskva	8 Feb 04	SWE	8.29	Michel Tornéus	Göteborg	3 Mar 13
KEN	7.98A	Benjamin Koech	Flagstaff	2 Feb 93	SWZ	7.07	Sizwe Mdluli	Sevilla	8 Mar 91
	7.98A	Benjamin Koech	Flagstaff	20 Feb 94	SYR	6.83	Wanis Barsomian	Paris	19 Jan 85
KGZ	8.09	Shamil Abbyasov	Moskva	8 Feb 85	THA	7.71	Theerayut Philakong	Hanoi	1 Nov 09
KOR	7.84	Kim Jong-Il	Osaka	15 Jan 85	TJK	8.02	Vasiliy Sokov	Gomel	4 Feb 89
KSA	8.24	Mohamed Salman Al-Khualidi	Doha	16 Feb 08	TKM	7.91	Vladimir Malyavin	Moskva	19 Jan 96
KUW	7.88	Saleh Abdelaziz Al-Haddad	Doha	16 Feb 08	TKS	7.50	Ifeanyichukwu Otuonye	Ames	23 Feb 13
LAO	6.45	Oudomsack Chantavong	Hanoi	1 Nov 09	TOG	7.54	Georges Téko Folligan	Fronton	4 Feb 01
LAT	8.11	Artūrs Āboliņš	Fayetteville	10 Mar 06	TPE	7.78	Nai Hui-fang	Toronto	12 Mar 93
LBR	7.87	Cadeau Kelley	State College	29 Jan 10	TTO	7.89	Wendell Williams	Erfurt	3 Feb 99
LCA	7.70	Dane Magloire	Blacksburg	20 Jan 01	TUN	7.54	Alaeddine Ben Hassine	Lyon (r2)	20 Jan 13
LIB	7.41	Gaby Issa El-Khoury	Paris	4 Feb 84		7.54	Alaeddine Ben Hassine	Lyon (r3)	20 Jan 13
LIE	5.89	John Kieber	Dornbirn	30 Jan 11	TUR	8.09	Mesut Yavaş	Ames	3 Mar 00
	5.89	John Kieber	St. Gallen	13 Feb 11	UGA	7.58A	Fidelis Ndyabagye	Colorado Springs	24 Feb 84
LTU	8.13	Povilas Mykolaitis	Kaunas	11 Feb 05	UKR	8.33	Roman Shchurenko	Brovary	16 Feb 02
LUX	7.47	Andrei Mikhalkевич	Luxembourg	19 Jan 08	USA	8.79	Carl Lewis	New York	27 Jan 84
MAC	6.94	Leong Kin Kuan	Macau	11 Feb 07	UZB	7.85	Aleksandr Pototskiy	Lipetsk	21 Jan 90
MAD	7.18	Toussaint Rabenala	Zaragoza	11 Jan 92	VEN	8.00A	Victor Castillo	Flagstaff	5 Feb 05
MAR	8.02	Younés Moudrik	Erfurt	2 Feb 01	VIE	7.18	Vu Van Huyen	Hanoi	1 Nov 09
	8.02	Younés Moudrik	Madrid	14 Mar 01	VIN	7.85	Clayton Latham	Toronto	24 Jan 10
	8.02	Younés Moudrik	Erfurt	1 Feb 02	ZIM	8.21	Ngonidzashe Makusha	Blacksburg	27 Feb 09
	8.02	Younés Moudrik	Erfurt	1 Feb 02					
	8.02	Younés Moudrik	Erfurt	1 Feb 02					
	8.02	Younés Moudrik	Erfurt	1 Feb 02					
	8.02	Younés Moudrik	Erfurt	1 Feb 02					
	8.02	Younés Moudrik	Erfurt	1 Feb 02					
MAS	7.33	Mohd Syahrul Amri Suhaimi	Pattaya	10 Feb 06	Note				
MDA	8.09	Alexandru Cuharencu	Chișinău	4 Feb 12	<i>No doping control:</i>				
MEX	7.99	Luis Rivera-Morales	Seattle	26 Feb 10	CRO	8.10	Siniša Ergotić	Ljubljana	16 Feb 03
MHL	6.45	Roman Cress	Stout	8 Feb 03					
MKD	7.13	Toni Damcevski	Sofia	4 Feb 95	Triple Jump				
MLI	7.68	Moussa Sissoko	Liévin	17 Feb 01	AFG	11.00	Nassim Hosseini	Orléans	18 Dec 10
MLT	7.35	Rashid Chouhal	Wien	1 Mar 02	AIA	14.70	Denvil Ruan	New York/Armory	25 Jan 13
MNE	7.10	Darko Pešić	Novi Sad	16 Feb 13	ALB	15.71	Gesim Couvatis	Dortmund	5 Jan 03
MON	6.12	Anthony de Sevelinges	Nice	14 Dec 03		15.71	Gesim Couvatis	Athína	4 Mar 03
MOZ	7.28	Artur Augusto	Espinho	18 Feb 06	ALG	16.49	Lotfi Khaida	Indianapolis	14 Mar 92
MRI	8.05	Jonathan Chimier	Aubiére	22 Feb 04	AND	14.81	Xavier Montané	Sant Cugat	25 Jan 92
NAM	7.88	Stephan Louw	Chemnitz	27 Feb 04	ANG	15.95	António Santos	Braga	10 Feb 92
NCA	5.85	Kelton Acuna	Mondeville	23 Jan 11	ANT	16.23	James Browne	Lubbock	27 Jan 90
NED	8.23	Emiel Mellaard	Den Haag	5 Feb 89	ARG	16.14	Carlos Gambetta	Moscow/USA	7 Feb 87
NGR	8.26	Charlton Ehizuelen	Bloomington	7 Mar 75	ARM	17.21A	Armen Martirosian	Yerevan	17 Jan 99
NIG	6.50	Smael Madougou	Aubiére	26 Jan 08	AUS	17.20	Andrew Murphy	Lisboa	9 Mar 01
NOR	7.61	Einar Sagli	Turku	24 Feb 85	AUT	16.46	Alfred Stummer	Budapest	3 Mar 89
	7.61	Thomas Mellin-Olsen	Bergen	19 Jan 02	AZE	17.37	Vasif Asadov	Volgograd	12 Feb 88
NZL	7.77	Grant Birkinshaw	Seattle	29 Dec 70	BAH*	17.09	Frank Rutherford	Oklahoma City	14 Mar 87
OMA	7.51	Ahmed Al-Moamari	Barcelona	10 Mar 95	BAR	16.20	Alvin Haynes	Carbondale	18 Jan 92
PAK	7.25	Waseem Khan	Rashd	8 Feb 02	BEL	16.90	Michael Velter	Gent	29 Jan 05
PAN	8.42	Irving Saladino	Athína	13 Feb 08	BER	17.72	Brian Wellman	Barcelona	12 Mar 95
PER	7.42	Alvaro Romero	Bourbonnais	25 Jan 13	BIH	15.00	Drazen Lasić	Ljubljana	16 Feb 90
PHI	7.28	Joebert Delicano	Tehran	24 Feb 10	BIZ	15.62	Kawan Lovelace	Syracuse	16 Feb 97
POL	8.18	Marcin Starzak	Torino	8 Mar 09	BLR	17.39	Aleksandr Leonov	Volgograd	12 Feb 88
POR	8.22	Carlos Calado	Espinho	26 Jan 02	BOL	11.76	Marco Carvalho	Pombal	29 Jan 12
PUR	8.12	Mike Francis	Manhattan	6 Mar 92	BOT	15.92	Gable Garenamotse	Birmingham	27 Jan 01
PYF	7.68	Raihau Maiau	Bompas	26 Jan 14	BRA	17.56	Jadel Gregório	Moskva	12 Mar 06

COUNTRY	MARK	NAME	VENUE	DATE	COUNTRY	MARK	TEAM	VENUE	DATE
BRN	15.78	Mohamed Youssef S. Al-Sahabi	Doha	15 Feb 08	LCA	16.21	Dane Magloire	Blacksburg	19 Jan 01
BRU	11.74	Abdul Yahiya	Sheffield	20 Nov 10	LTU	17.03	Audrius Raizgys	Panevėžys	26 Feb 95
BUL	17.45	Khristo Markov	Pireás	6 Feb 88	LUX	15.28	Andrei Mikhalkевич	Luxembourg	23 Feb 08
BUR	16.09	Olivier Sanou	Budapest	5 Mar 04	MAC	14.97	Si Kuan Wong	Macau	1 Nov 07
CAF	15.40	Wilfried Panguéré Lebrun	Metz	7 Jan 12	MAD	16.74	Toussaint Rabenala	Toronto	13 Mar 93
CAN	17.14	Edrick Floréal	Indianapolis	11 Mar 89	MAR	16.82	Tarek Bougtaïb	Gent	24 Feb 08
CAM*		See footnote			MDA	16.85	Vladimir Letnicov	Chişinău	3 Feb 08
CAY	15.60	Carl Morgan	Murfreesboro	6 Dec 08	MEX	16.23	Francisco Javier Olivares	Syracuse	8 Mar 85
CGO	15.54	Farel Mepandy	Birmingham	29 Jan 00	MKD	15.16	Branko Stojanovski	Sofia	18 Feb 74
CHA	11.01	Mahamat Senoussi	Orléans	16 Dec 07	MLI	15.51	Mamadou Cherif Dia	Eaubonne	1 Feb 13
CHI	15.17	Felipe Apablaza	Baton Rouge	16 Jan 99	MNE	13.99	Kristijan Matković	Novi Sad	16 Feb 13
CHN	17.16	Dong Bin	Nanjing	7 Mar 13	MRI	16.23	Vissen Mooneegan	Bordeaux	26 Feb 94
CIV	15.00	Patrick Kopoin	Paris	4 Jan 87	NED*	16.69	Fabian Florant	Göteborg	1 Mar 13
CMR	16.54	Hugo Mamba-Schlick	Metz	24 Feb 13	NGR	17.00	Ajayi Agbebaku	Dallas	30 Jan 82
COD	16.54	Nkosinza Balumbu	Fayetteville	15 Mar 08	NIG	14.37	Smael Madougou	Aubiére	18 Jan 03
COL	15.08	Alvin Renteria	Sevilla	13 Feb 06	NOR	16.96	Sigurd Njerve	Borlänge	18 Feb 96
COM	14.92	Hilmy Aboud Said	Miramas	16 Jan 00	NZL	15.28	John Delamere	(USA)	72
CPV	15.61	Nelson Évora	Lisboa	3 Mar 01	PAK	15.50	Waseem Khan	Tehran	8 Feb 04
CRC	13.36	Enrique Colville-Brown	Ypsilanti	27 Jan 06	PAN	15.15	Michael Thompson	Fargo	17 Jan 09
CRO	16.90	Đorđe Kožul	Budapest	27 Feb 88	PER	15.19	Piero Vojvodic	Moscow/USA	15 Feb 02
CUB	17.83	Aliecer Urrutia	Sindelfingen	1 Mar 97	POL	17.03	Michal Joachimowski	Göteborg	9 Mar 74
CYP	16.88	Marios Hadjiandreou	Pireás	20 Feb 88	POR	17.33	Nelson Évora	Karlsruhe	10 Feb 08
CZE	17.23	Ján Cado	Pireás	2 Mar 85	PRK	14.44	Pae Yong Il	Pyongyang	16 Aug 12
DEN	17.01	Anders Møller	Malmö	25 Feb 06	PUR	16.82	Allen Simms	Moskva	11 Mar 06
DMA	17.03	Jerome Romain	Budapest	6 Feb 98	PYF	12.14	Isaac Yaya	Nice	20 Dec 03
DOM	15.32	Jéudi Brito	Pergine Valsugana	7 Feb 09	QAT	15.61	Mohamed Hamdi Awadallah	Doha	17 Feb 07
ECU	14.77	José Quinaliza	Indianapolis	6 Mar 87	ROU	17.74	Marian Oprea	Bucureşti	18 Feb 06
EGY	15.77	Ahmed Hassan Badra	Paris	18 Jan 85	RSA	16.22	Khotso Mokoena	Stockholm	20 Feb 07
ESA	13.74	Mauricio Carranza	Indianapolis	6 Mar 87	RUS	17.77	Leonid Voloshin	Grenoble	6 Feb 94
ESP	16.87	Raúl Chapado	Valencia	1 Mar 98	SEN	16.17	Mamadou Gueye	New York/Armory	11 Jan 13
EST	17.10	Jaak Uudmäe	Minsk	12 Feb 79	SEY	16.15	Paul Niozé	Zaragoza	11 Jan 92
FIJ	15.62	Eugene Vollmer	Geneva/USA	5 Mar 11	SIN	15.71	Stefan Tseng Ke Cheng	Birmingham	23 Feb 08
FIN	16.75	Johan Meriluoto	Umea	24 Feb 01	SKN	15.83	Vance Clarke	Fayetteville	27 Jan 01
FRA	17.92	Teddy Tamgho	Paris (r2)	6 Mar 11	SLE*		See footnote		
	17.92	Teddy Tamgho	Paris (r4)	6 Mar 11	SLO	16.82	Gregor Cankar	Ljubljana	16 Feb 03
GAB	14.01	Derrick Edrich Yngangoy	Orléans	7 Jan 12	SMR	14.59	Federico Gorrieri	Ancona	11 Feb 07
GAM	14.91	Jim Wadda	Cosford	25 Jan 80	SRB	16.64	Zoran Djurdjević	Beograd	9 Feb 92
GBR	17.75	Phillips Idowu	Valencia	9 Mar 08	SRI	15.25A	Manjula Wijesekara	Albuquerque	21 Jan 06
GBS	14.47	Catumo Mendes	Eaubonne	26 Nov 11	STP	14.85	Frederico Eusébio	Pombal	6 Feb 11
GEO	17.16	Viktor Sanyeyev	Moskva	2 Feb 76	SUI	16.70	Alexander Martinez Aimes	Maggingen	26 Feb 06
GEQ	14.29	Davy Mevong	Oviedo	15 Mar 09	SUR	15.13	Greg Lede	Den Haag	15 Feb 92
GER	17.31	Jörg Friess	Mannheim	2 Feb 91	SVK	17.19	Dmitrij Val'ukevič	Bratislava	29 Jan 06
GHA	16.91	Andrew Owusu	Lincoln	24 Jan 98	SWE	17.83	Christian Olsson	Budapest	7 Mar 04
GRE	17.12	Dimítrios Tsiámis	Athina	18 Feb 06	SYR	16.42	Mohamed Hazouri	Tehran	8 Feb 04
GRN	17.27	Randy Lewis	Karlsruhe	10 Feb 08	THA	16.05	Theerayut Philakong	Hanoi	2 Nov 09
GUY	15.99	Devon Bond	New York/Armory	6 Feb 10	TJK	17.30	Vasiliy Sokov	Chelyabinsk	4 Feb 90
HAI	16.91	Samyr Laine	Fairfax	27 Feb 11		17.30	Vasiliy Sokov	Moskva	2 Feb 92
HKG	14.28	Lui Tsz Hin	Macau	10 Feb 07	TKM	15.90	Vladimir Rogov	Ashgabat	14 Jan 96
HUN	17.25	Béla Bakosi	Budapest	6 Mar 88	TKS	14.51A	Ifeanyichukwu Otuonye	Albuquerque	8 Feb 13
IND	16.26	Amarjeet Singh	Doha	15 Feb 08	TPE	15.69	Nai Hui-Fang	Osaka	11 Feb 89
IRI	16.23	Ali Reza Habibi	Tehran	9 Feb 05	TTO	16.69A	Quincy Howe	Colorado Springs	24 Feb 01
IRL	16.27	Colm Cronin	Detroit	10 Mar 78	TUN	15.35	Mohamed Amin Trabelsi	Moskva	14 Feb 10
IRQ	14.17	Ali Hossein	Mashad	4 Feb 12	TUR	16.48	Berk Tuna	Bucureşti	31 Jan 04
ISL	15.27	Kristinn Torfason	Reykjavik	23 Jan 11	UAE	16.03	Mohammad Abd. Abbas Darwish	Hanoi	2 Nov 09
ISR	16.93	Rogel Nachum	Valencia	1 Mar 98	UGA	15.50	Sam Ageta-Bua	Cosford	9 Dec 72
ISV	16.87	Muhammad Halim	Ithaca	3 Dec 11	UKR	17.53	Vladimir Inozemtsev	Stockholm	19 Feb 91
ITA	17.73	Fabrizio Donato	Paris	6 Mar 11	USA	17.76	Mike Conley	New York	27 Feb 87
IVB	16.16	Keita Cline	Ames	10 Feb 95	UZB	17.35	Vladimir Chernikov	Penza	8 Feb 87
JAM	16.99	James Beckford	Manhattan	4 Mar 95	VEN	16.43A	José Salazar	Albuquerque	4 Feb 84
JPN	16.70	Norifumi Yamashita	Osaka	11 Feb 92	VIE	15.61	Nguyen Van Hung	Hanoi	2 Nov 09
KAZ	17.36	Oleg Sakirkin	Chelyabinsk	4 Feb 90	VIN	16.04	Dwight Joseph	Princess Anne	20 Feb 99
KEN	16.70	Benjamin Koech	Lawrence	3 Mar 90	ZIM	16.89	Ndabazihle Mdhlongwa	Baton Rouge	17 Jan 98
KGZ	17.30	Shamil Abbyasov	Grenoble	21 Feb 81					
KOR	15.99	Kim Duk-Hyung	Moskva	11 Mar 06	Notes				
KSA	16.30	Salem Mouled Al-Ahmadi	Paris	7 Mar 97	<i>Not recognised by federation:</i>				
KUW	15.81	Khaled Farhan Al-Bekheet	Rashd	8 Feb 02	CAM	10.84	Vannak Keo	Nice	22 Jan 06
LAO	15.15	Phouphet Singbandith	Columbia	23 Feb 91	<i>No doping control:</i>				
LAT	17.54	Māris Bružiks	Madrid	23 Feb 86	NED	16.75	Fabian Florant	Kenosha	27 Jan 12
LBR	16.60	Tuan Wreh	Ithaca	11 Feb 06		16.75	Fabian Florant	Fayetteville	11 Feb 12
						16.73	Fabian Florant	Fayetteville	9 Feb 13

COUNTRY	MARK	NAME	VENUE	DATE	COUNTRY	MARK	NAME	VENUE	DATE
<i>Annulled by doping violation:</i>					JOR	15.40	Tarek Al-Najjar	München	14 Jan 01
BAH	17.10	Leevan Sands	Fayetteville	11 Feb 06	JPN	18.07	Yasutada Noguchi	Tianjin	18 Feb 04
SLE	15.15	Francis Keita	London	Feb 91	KAZ	20.47	Sergey Rubtsov	Minsk	25 Jan 92
Shot Put					KGZ	12.55	Aleksey Galkin	Bishkek	7 Feb 04
ALB	17.58	Adriatik Hoxha	Istanbul	18 Feb 12	KOR	17.77	Kim Jae-Il	Yokohama	23 Feb 02
ALG	17.55	Jean-Marie Djéballi	(FRA)	77	KSA	19.39	Sultan Abd. Al-Hebshi	Hanoi	2 Nov 09
AND	12.39	Angel Moreno	Vilafranca del Penedès	5 Feb 00	KUW	19.08	Ahmad Hassan Gholoum	Hangzhou	19 Feb 12
ANG	10.52	António Afonso Deslandes	Madrid	24 Jan 92	LAO	8.32	Oudomsack Chanthavong	Hanoi	1 Nov 09
ARG	20.53	German Lauro	Zürich	28 Aug 13	LAT	21.25	Jānis Bojārs	Moskva	17 Feb 84
ASA	14.95A	Trevor Misipeka	Pocatello	16 Jan 99		21.25	Maris Petrasko	Vilnius	8 Jan 89
AUS	20.83	Scott Martin	Valencia	7 Mar 08	LBR	15.80	Jangy Addy	Fayetteville	14 Mar 08
AUT	21.03	Klaus Bodenmüller	Glasgow (KH)	3 Mar 90	LCA	12.79	Dominic Johnson	Manhattan	15 Jan 99
AZE	16.74	Tofiq Mammadov	Baku	18 Jan 14	LIB	11.59	Ali Hazer	Tehran	24 Feb 10
BAR	13.74	Clifford Brooks	(GBR)	73	LTU	20.69	Saulius Kleiza	Kaunas	25 Jan 87
BEL	18.87	Wim Blondeel	Gent	20 Feb 05	LUX	18.78	Bob Bertemes	Luxembourg	5 Jan 13
BEN	14.28	Enock Lokossou	Paris	4 Jan 14	MAC	13.94	Hou Fei	Hanoi	2 Nov 09
BIH	20.57	Zlatan Saracević	Budapest	1 Feb 80	MAD	13.11	Ali Kame	Vittel	24 Feb 13
BLR*	21.46	Sergey Kasnauskas	Moskva	17 Feb 84	MAR	18.14	Lahcen Samsam Akka	Oakland	13 Feb 71
BRA	17.94	Ronald Juliao	São Caetano do Sul	11 Mar 11	MAS	16.67	Adi Alifuddin Hussin	Tehran	25 Feb 10
BRN	15.02	Ali Saad	Paris	19 Jan 85	MDA	20.31	Ivan Emelianov	Chişinău	5 Feb 11
BUL	20.81	Georgi Ivanov	Bucureşti	25 Jan 14	MEX	20.08	Stephen Saenz	Nampa	9 Mar 12
BUR	9.05	Aziz Abdul Ouédraogo	Fronton	12 Dec 04	MKD	15.24	Dejan Angelovski	Athina	28 Feb 04
CAF	11.43	Béranger Bossé	Reims	3 Feb 13	MNE	17.88	Tomaš Đurović	Novi Sad	22 Dec 13
CAN	21.63	Dylan Armstrong	Zürich	7 Sep 11	MON	10.68	Anthony de Sevelinges	Nice	14 Dec 03
CAY	16.14	Michael Letterlough	Murfreesboro	26 Feb 06	MRI	10.48	Gino Antoine	Nogent-sur-Oise	5 Feb 95
CGO	10.73	Yvan Keke Ossake	Dijon	16 Jan 05	NED	20.89	Rutger Smith	Gent	16 Feb 08
CHA	8.08	Louis Magloire Ntankeu	Nogent-sur-Oise	9 Dec 06	NGR	19.44	Adewale Olukoju	Kansas City	2 Mar 90
CHI	20.15	Gert Weil	Leverkusen	31 Jan 85	NIG	11.73	Smael Madougou	Aubiére	16 Dec 05
CHN	20.16	Zhang Jun	Nanjing	13 Feb 12	NOR	20.98	Georg Andersen	Budapest	4 Mar 89
CIV	14.24	Serge Doh	Liévin	12 Jan 95	NZL	19.27	Courtney Ireland	Indianapolis	12 Mar 93
CMR	16.81	Quentin Soné Ehawa	Paris	25 Jan 98	PAK	16.52	Muhammad Ashraf Ali	Pattaya	15 Nov 05
COD	11.05	Ernest Kibungu	Pombal	9 Jan 10	PAR	17.58A	Ramón Jiménez Gaona	Reno	27 Feb 93
CPV	12.58	José Rosa	Pombal	26 Feb 11	PER	19.20	Michael Putman	Boston/Roxbury	25 Feb 12
CRO	20.43	Nedžad Mulabegović	Paris	4 Mar 11	PHI	10.85	Arnold Villarube	Tehran	24 Feb 10
CUB	20.00	Carlos Véliz	Zürich	7 Sep 11	PNG	13.88	Eric Momberger	Pittsburgh	19 Jan 91
CYP	19.43	Georgios Arestis	Athina	31 Jan 09	POL	21.72	Tomasz Majewski	Istanbul	9 Mar 12
CZE	21.79	Remigius Machura	Praha	13 Feb 85	POR	20.91	Marco Fortes	Pombal	12 Feb 12
DEN	21.63	Joachim B. Olsen	Tallinn	25 Feb 04	PUR	14.32	Luiggi Llanos	Manhattan	21 Feb 04
DMA	18.64	Dillon Simon	Annapolis	25 Jan 14	PYF	19.11	Tumatai Dauphin	Aubiére	25 Feb 12
EGY	19.76	Nagui Assad	Berlin	28 Feb 71	QAT	20.09	Khalid Habash Al-Suwaidi	Schio	11 Feb 06
ESA	15.54	Jaime Comandari	Gainesville	6 Mar 88	ROU	21.04	Gheorghe Guşet	Bucureşti	18 Feb 06
ESP	21.26	Manuel Martínez	Wien	2 Mar 02	RSA	21.47	Janus Robberts	Norman	1 Dec 01
EST	19.87	Heino Sild	Voroshilovgrad	27 Feb 79	RUS	21.40	Sergey Smirnov	Penza	6 Feb 87
FIJ	10.37	Harold Nair	Houston	1 Feb 08	SAM	18.60	Emanuele Fuamatu	Istanbul	9 Mar 12
FIN	22.09	Mika Halvari	Tampere	7 Feb 00	SEN	14.94	Songane Ngom	Paris	4 Feb 95
FRA	20.42	Yves Niaré	Torino	8 Mar 09	SIN	15.58	Scott Wong Wei Gen	Sheffield	24 Feb 13
GBR	21.49	Carl Myerscough	Fayetteville	15 Mar 03	SKN	13.10	Adolphus Jones	Wichita	6 Feb 10
GEO	20.09	Tariel Bitsadze	Chelyabinsk	4 Feb 90	SLE	15.51	Tony Soalla-Bell	Sheffield	7 Feb 04
GER	22.55	Ulf Timmermann	Senftenberg	11 Feb 89	SLO	20.68	Miroslav Vodovnik	Slovenska Bistrica	23 Feb 08
GHA	17.81	Kwabena Keene	Blacksburg	27 Feb 10	SMR	13.00	Paolo Santagada	Ancona	26 Jan 02
GRE	20.36	Mihail Stamatóyiannis	Athina	17 Feb 10	SRB	20.64	Vladimir Milić	Milano	30 Jan 82
GRN	16.55	Walt Williams	Baton Rouge	16 Feb 07		20.64	Dragan Perić	Sremska Mitrovica	19 Mar 94
GUA	12.82	Octavious Gillespie	Lincoln	4 Feb 05		20.64	Asmir Kolašinac	Linz	2 Feb 12
GUM	14.56	Justin Andre	Marshall/USA	22 Jan 05	SRI	16.88	Charith Kapukotuwa	Spearfish	25 Jan 14
GUY	17.73	Patrick Harding	Syracuse	18 Feb 01	STP	13.10	Hedson Trindade	Pombal	6 Jan 08
HAI	10.54	Junior Bazile	Paris	11 Jan 05	SUI	22.26	Werner Günthör	Maggingen	8 Feb 87
HKG	13.63	Chiu Lap San	Macau	11 Feb 07	SVK	21.57	Mikulás Konopka	Birmingham	2 Mar 07
HUN	20.81	Zsolt Biber	Budapest	15 Feb 04	SWE	21.24	Sören Tallhem	Syracuse	9 Mar 85
IND	19.60	Vikas Gowda	Chapel Hill	19 Feb 05	SYR	15.87	Malek Zarzour	Tehran	22 Feb 07
IRI	19.66	Amin Nikfar	Hanoi	2 Nov 09	TGA	15.61	Tevita Puloka	(USA)	21 Feb 99
IRL	18.07	Paul Quirke	New York	1 Feb 91	THA	17.49	Sarayudh Pinitjitt	Pattaya	12 Feb 06
IRQ	14.74	Abdulwahid Seif	Mashad	4 Feb 12	TKM	16.53	Tejen Hommadov	Ashgabat	25 Jan 13
ISL	20.66	Pétur Gudmundsson	Reykjavík	3 Nov 90	TPE	19.55	Chang Ming-Huang	Hanoi	2 Nov 09
ISR	18.31A	Yair Meckler	Pocatello	Jan 84	TTO	18.03	Robert Collingwood	Birmingham/USA	26 Feb 12
ITA	21.54	Alessandro Andrei	Torino	28 Feb 87	TUN	15.70	Mohamed Meddeb	Bucureşti	24 Feb 01
IVB	15.97	Eric Mathias	Nampa	15 Jan 05	TUR	19.59	Hüseyin Atıcı	Göteborg	28 Feb 13
JAM	20.62	Dorian Scott	Valencia	7 Mar 08	UAE	16.45	Rashid Saif Al-Maqbali	Doha	16 Feb 08
					UKR	21.83	Aleksandr Bagach	Brovary	21 Feb 99
					USA	22.66	Randy Barnes	Los Angeles	20 Jan 89

COUNTRY	MARK	NAME	VENUE	DATE	COUNTRY	MARK	NAME	VENUE	DATE
NOR	5902	Lars Vikan Rise	College Station	12 Mar 11	5000 Metres Walk				
					ALB	20:44.44	Orest Laniku	Genova	12 Feb 05
NZL	5758	Brent Newdick	Tallinn	4 Feb 12	AND	31:12.0	Kevin Poulet	Bompas	25 Nov 06
					ARM	22:16.80	Robert Avakian	Rashd	8 Feb 02
OMA	4211	Yahya Saleh Al-Hashmy	Rashd	9 Feb 01	AUS	18:52.20	David Smith	Indianapolis	7 Mar 87
PER*		See footnote			AUT	19:37.57	Martin Toporek	Wien	16 Dec 86
POL	6415	Sebastian Chmara	Valencia	1 Mar 98	AZE	21:45.66	Sergey Shildkret	Toronto	13 Mar 93
					BEL	18:54.67	Joseph Martens	Budapest	6 Mar 88
POR	5930	Mário Anibal Ramos	Gent	26 Feb 00	BIH	20:55.3	Denis Erkić	Berlin	31 Jan 98
					BLR*	18:23.88	Frants Kostyukevich	Volgograd	9 Feb 91
QAT	4651	Ahmad Hassan Moussa	Pattaya	12 Feb 06	BRA	19:28.87	Sergio Galdino	Toronto	13 Mar 93
					BUL	18:58.18	Lyubomir Ivanov	Sofia	11 Feb 90
ROU	5562	Bogdan Popa	Bucureşti	1 Mar 12	CAN	18:47.56	Tim Berrett	Winnipeg	20 Feb 93
					CIV	26:34.0	Siriki Diarrassouba	Paris	15 Dec 02
RSA	4862	Willem Coertzen	Sheffield	13 Jan 08	CRO	20:27.01	Aleksandar Raković	Torino	13 Feb 91
					CZE	19:01.0	Jirí Malysa	Ostrava	11 Jan 94
RUS	6412	Lev Lobodin	Moskva	8 Feb 03	DEN	20:11.0	Claus Jørgensen	Arhus	1 Mar 97
					ECU	20:19.91	Jefferson Pérez	Sevilla	9 Mar 91
SKN*	5475	Adolphus Jones	Norman	27 Feb 10	ESP	18:24.13	Francisco Javier Fernández	Belfast	17 Feb 07
					EST	20:17.4	Vassili Matvejev	Tallinn	7 Feb 82
SLO	5894	Ranko Leskovar	Linz	15 Feb 04	FIN	18:47.26	Valentin Kononen	Jyväskylä	13 Feb 99
					FRA	18:29.44	Yohann Diniz	Reims	26 Jan 14
SRB	6099	Mihail Dudaš	Göteborg	3 Mar 13	GBR	19:22.29	Martin Rush	Birmingham	8 Feb 92
					GEO	22:58.06	Elmar Urushadze	Tbilisi	14 Jan 00
SUI	5899	Rolf Schläfli	Maggingen	18 Feb 96	GER	18:11.41	Ronald Weigel	Wien	13 Feb 88
					GRE	19:37.00	Alexandros Papamihail	Pireás	10 Feb 13
SVK	5712	Slaven Dizdarević	Praha	8 Feb 09	HUN	18:34.77	Sándor Urbanik	Budapest	5 Mar 89
					IND	22:22.92	Basat Sita Ram	Tehran	8 Feb 04
SWE	6142	Henrik Dagård	Barcelona	12 Mar 95	IRI	20:22.88	Mohammad Reza Banaei	Rashd	10 Feb 00
					IRL	18:51.46	Robert Heffernan	Belfast	26 Jan 08
SYR	4229	Mohamad Malla Khalaf	Tehran	13 Feb 09	ISR	19:17.45	Vladimir Ostrovskiy	Praha	23 Feb 91
					ITA	18:08.86	Ivano Brugnetti	Ancona	17 Feb 07
THA	5150	Boonkete Chalon	Pattaya	15 Nov 05	JPN	21:10.01	Hirofumi Sakai	Indianapolis	7 Mar 87
					KAZ	19:05.0	Vladimir Ostrovskiy	Karaganda	7 Jan 90
TPE	5563	Hsiao Szu-Pin	Pattaya	12 Feb 06	KUW	29:22.31	Jasem Al-Mashmoum	Rashd	12 Feb 98
					LAT	18:56.9	Aigars Fadejevs	Riga	19 Feb 95
TUN	5733	Hamdi Dhouibi	Aubiére	1 Mar 03	LIB	21:22.72	Ali Hassan Ismail	Zaporizhzhya	27 Jan 12
					LTU	18:48.8	Valdas Kazlauskas	Kaunas	9 Feb 92
TUR	5612	Alper Kasapoğlu	Monmout	2 Feb 97	LUX	20:56.01	Marco Sowa	Limburg	25 Jan 92
					MAR	26:52.18	Oussama Farah	Bordeaux	25 Jan 14
UKR	6254	Oleksiy Kasyanov	Zaporizhzhya	31 Jan 10	MAS	23:42.44	Mohd Shahrul Haizy	Tehran	8 Feb 04
					MDA	19:19.69	Viacoslav Fediuc	Kiyev	13 Feb 94
USA	6645	Ashton Eaton	Istanbul	10 Mar 12	MEX	18:38.71	Ernesto Canto	Indianapolis	7 Mar 87
					MRI	23:44.59	Jérôme Caprice	Belfast	6 Feb 10
UZB*	5918	Ramil Ganiyev	Sofia	25 Feb 90	NED	20:17.42	Harold van Beek	Den Haag	22 Feb 97
					NOR	18:49.10	Erling Andersen	Budapest	6 Mar 88
VIE	5622	Vu Van Huyen	Hanoi	2 Nov 09	NZL	19:52.43	Quentin Rew	Athlone	16 Feb 13
					POL	18:32.09	Robert Korzeniowski	Spala	21 Feb 93
ZIM	5004	Keegan Cooke	Fayetteville	26 Jan 13	POR	18:52.25	José Urbano	Braga	22 Feb 92
					ROU	18:59.24	Costică Bălan	Bucureşti	19 Feb 00

Notes

With 55m & 55m Hurdles:

GHA 4375 Atsu Nyamadi Lawrence 15 Feb 13
(6.8/55 - 6.49 - 12.01 - 1.85 / 8.92/55H - 2.95 - 2:51.56)

Oversized track:

FIN 6026 Petri Keskitalo Kuopio 12 Feb 95
(6.96 - 7.41 - 15.37 - 1.89 / 7.99 - 5.10 - 2:49.20)

5929 Jaakko Ojaniemi Kuopio 10 Mar 02
(6.74 - 7.15 - 14.89 - 2.03 / 8.20 - 4.50 - 2:47.08)

GHA 4597 Atsu Nyamadi Lubbock 2 Mar 13
(7.05/55 - 6.54 - 12.76 - 1.95 / 8.81/55H - 3.10 - 2:49.69)

ISR 5063 Ruslan Khemed Murfreesboro 24 Feb 08
(6.94/55 - 6.69 - 12.16 - 1.79 / 8.00/55H - 4.30 - 2:46.60)

PER 4269 Alvaro Romero Allendale 10 Jan 14
(7.28 - 6.52 - 10.08 - 1.80 / 8.91 - 3.20 - 3:18.67)

SKN 5532 Adolphus Jones Ames 12 Feb 10
(7.25 - 7.03 - 12.87 - 2.04 / 8.46 - 4.45 - 2:46.61)

Not recognised by federation:


UZB 6031 Vadim Podmaryov Zaporizhzhya 11 Feb 84
(6.96 - 7.46 - 14.76 - 2.10 / 8.36 - 4.60 - 2:41.65)

Notes

Not recognised by federation:

BLR 18:16.54 Frants Kostyukevich Gomel 4 Feb 89

COUNTRY	MARK	TEAM	VENUE	DATE	COUNTRY	MARK	TEAM	VENUE	DATE
4 x 400 Metres Relay					KAZ	3:17.6	National Team	Tehran	26 Feb 10
ALG	3:14.29	National Team	Athina	14 Mar 09	(Muravyov, Korobeynikov, Mukhamedzhan, Zaykov)				
ARM	3:28.24	National Team	Mashad	4 Feb 12	KSA	3:10.31	National Team	Hanoi	2 Nov 09
AUS	3:08.49	National Team	Sevilla	10 Mar 91	(Al- Masrahi, Al-Sabyani, H. H. Al-Bishi, Sharahili)				
AUT	3:08.37	National Team	Paris	8 Mar 97	KUW	3:14.14	National Team	Lisboa	10 Mar 01
AZE	3:17.44	National Team	Tehran	22 Feb 07	(Al-Johar, Al-Felei, Al-Harbi, Al-Shammari)				
BAH	3:08.76	National Team	Budapest	7 Mar 04	LBR	3:12.14	National Team	Valencia	9 Mar 08
BEL	3:06.57	National Team	Paris	6 Mar 11	(Young, Greigre, M. Lewis, S. Williams)				
BLR	3:12.69	Vityebsk Region	Mogilyov	12 Feb 11	LTU	3:23.46	Šiauliai	Kaunas	18 Feb 06
BOT	3:13.21	National Team	Istanbul	10 Mar 12	(Bagaslauskas, Tautkus, Juškevičius, Norbutas)				
BRA	3:10.50	National Team	Paris	8 Mar 97	LUX	3:18.59	National Team	Luxembourg	21 Dec 12
BRN	3:22.21	National Team	Tehran	8 Feb 04	(Karger, Scholer, Grethen, Frisch)				
BUL	3:15.0	National Team	Sofia	17 Feb 74	MAC	3:25.93	National Team	Macau	31 Oct 07
CAN	3:07.77	National Team	Toronto	13 Mar 93	(Sou Chon Kin, Wong Man Hou, Chap Chon In, Chao Un Kei)				
CHN	3:12.55	National Team	Tianjin	18 Feb 04	MEX	3:11.41	National Team	Paris	8 Mar 97
CUB	3:12.16	National Team	Paris	20 Feb 93	(Cardenas, Vallin, Araújo, Toledo)				
CYP	3:34.73	National Team	Athina	14 Mar 09	NED	3:14.99	National Team	Münster	22 Jan 05
CZE	3:06.10	Dukla Praha	Gent	27 Feb 00	(Hindriks, de Haan, Berendse, Wolters)				
DOM	3:06.30	National Team	Doha	13 Mar 10	NGR	3:09.76	National Team	Lisboa	10 Mar 01
ESP	3:06.60	National Team	Wien	3 Mar 02	(Monye, Gadzama, Bada, Udo-Obong)				
FIN	3:18.16	IF Kraft Närpiö	Jyväskylä	27 Feb 94	PAK	3:20.00	National Team	Tehran	15 Feb 13
FRA	3:06.17	National Team	Paris	6 Mar 11	POL	3:03.01	National Team	Maebashi	7 Mar 99
GBR	3:03.20	National Team	Maebashi	7 Mar 99	(Haczek, Bocian, Rysiukiewicz, Maćkowiak)				
GER	3:03.05	National Team	Sevilla	10 Mar 91	POR	3:14.86	Sporting Club Porto	Espinho	2 Feb 03
GRE	3:10.16	National Team	Lisboa	10 Mar 01	(Jorge, Monteiro, C. Silva, Moreno)				
HKG	3:31.65	National Team	Macau	11 Feb 07	QAT	3:17.93	National Team	Doha	16 Feb 08
HUN	3:09.35	National Team	Gent	27 Feb 00	(Saghyroon, Adam, Bella, Sulaiman)				
IND	3:13.01	National Team	Hanoi	2 Nov 09	ROU	3:10.75	National Team	Birmingham	4 Mar 07
IRI	3:13.18	National Team	Macau	1 Nov 07	(Boboş, Cîmpeanu, Vilcu, Vieru)				
IRL	3:08.83	National Team	Budapest	7 Mar 04	RUS	3:04.82	National Team	Lisboa	11 Mar 01
IRQ	3:23.32	National Team	Hanoi	2 Nov 09	(Ladeyshchikov, Mashchenko, Gorban, Semyonov)				
ISL	3:19.11	IR Reykjavik SL	Reykjavik	18 Feb 12	SLO	3:22.07	AD MASS Ljubljana	Bratislava	22 Feb 09
ITA	3:05.51	National Team	Sevilla	10 Mar 91	(Šajn, Radojčić, Tršan, Kozan)				
JAM	3:04.21	National Team	Birmingham	16 Mar 03	SRB	3:16.74	National Team	Genova	16 Feb 85
JPN	3:05.90	National Team	Maebashi	6 Mar 99	(Hukelj, Popović, Nikolić, Knapić)				
					SRI	3:11.29	National Team	Macau	1 Nov 07
					(Amarasekara, Pushpakumara, Weerasooriya, Jayasundara)				
					STP	3:34.21	A. C. D. R. Arneirese	Pombal	17 Feb 13
					(Tavares, Coelho, Carreira, Santos)				
					SUI	3:09.04	National Team	Budapest	7 Mar 04
					(Rohr, El-Idrissi, Leiser, Oggenfuss)				
					SVK	3:15.90	Spartak Dubnica	Bratislava	24 Feb 08
					(Mokráš, Hort, Repčík, Žňava)				
					SWE	3:07.10	National Team	Moskva	12 Mar 06
					(Jaako, Wissman, Mokdasi, Claesson)				
					THA	3:11.07	National Team	Hanoi	2 Nov 09
					(Ruckburee, Pocharoen, Phachsay, Chimdee)				
					TTO	3:06.85	National Team	Istanbul	11 Mar 12
					(Gordon, Quow, Richard, Solomon)				
					TUR	3:11.28	National Team	Istanbul	10 Mar 12
					(Kayaş, Kılıç, Güzel, Can)				
					UAE	3:11.40	National Team	Hanoi	2 Nov 09
					(Al-Salfa, Shirook, Ali, Juma)				
					UKR	3:08.92	National Team	Istanbul	10 Mar 12
					(Knysh, Burakov, Bikulov, Hutsol)				
					USA*	3:02.83	National Team	Maebashi	7 Mar 99
					(Morris, D. Johnson, Minor, Campbell)				
					VEN	3:11.11	National Team	Istanbul	10 Mar 12
					(Acevedo, Longart, Aguilar, Mezones)				
					VIE	3:23.10	DHI Team	Hanoi	2 Oct 09
					Note				
					<i>Insufficient doping control:</i>				
					USA	3:01.96	National Team	Fayetteville	11 Feb 06
					(Clement, Spearmon, Williamson, Wariner)				



EVOLUTION OF WORLD INDOOR RECORDS

These lists show the evolution of world indoor best performances and recognised IAAF World Records. The marks which were officially ratified by the IAAF are shown in bold, but because this process did not start until January 1, 1987, they are preceded by a longer list of unofficial "world indoor bests". In that category, hand times are shown only if better than the best automatic timing on record. Some footnotes contain "professional" marks set in years when athletes were largely amateurs and professionals competed often with different and possibly less strict rules. Updates since the 2012 edition are denoted by a vertical bar ("|") in the right margin. As at January 31, 2014.

MARK	NAME & COUNTRY	VENUE	DATE	MARK	NAME & COUNTRY	VENUE	DATE
50 Metres (hand timing)				6.7	Helmut Körnig GER	Breslau (Wrocław)	6 Feb 27
<i>y denotes 57 yards/52.12m</i>				6.7	Helmut Körnig GER	Breslau (Wrocław)	6 Feb 27
6.0y	Arthur Kent USA	New York	4 Feb 01	6.6	Helmut Körnig GER	Stuttgart	5 Mar 27
5.7	Richard Rau GER	Berlin	30 Jan 11	6.6	Helmut Körnig GER	Stuttgart	5 Mar 27
5.7	Brendel GER	Berlin	30 Jan 11	6.6	Helmut Körnig GER	Magdeburg	25 Jan 30
5.6	Hubert Houben GER	Stuttgart	28 Jan 28	6.6	Helmut Körnig GER	Magdeburg	25 Jan 30
5.6	Werner Wege GER	Breslau (Wrocław)	10 Feb 29	6.6	Arthur Jonath GER	Stuttgart	21 Mar 31
5.6	Georg Kurz GER	Breslau (Wrocław)	10 Feb 29	6.6	Helmut Körnig GER	Stuttgart	21 Mar 31
5.6	Helmut Körnig GER	Danzig (Gdansk)	5 Mar 30	6.6	Helmut Körnig GER	Stuttgart	21 Mar 31
5.6	Arthur Jonath GER	Frankfurt-am-Main	8 Mar 30	6.6	Arthur Jonath GER	Stuttgart	21 Mar 31
5.6	Georg Lammers GER	Nürnberg	22 Mar 31	6.6	Helmut Körnig GER	Magdeburg	23 Jan 32
5.6	Helmut Körnig GER	Nürnberg	22 Mar 31	6.6	Wolfgang Vent GER	Magdeburg	23 Jan 32
5.6	Helmut Körnig GER	Münster	21 Feb 32	6.6	Helmut Körnig GER	Stettin (Szczecin)	7 Feb 32
5.6	Arthur Jonath GER	Dortmund	28 Feb 32	6.6	Helmut Körnig GER	Stuttgart	20 Feb 32
5.6	Franz Buthe-Pieper GER	Dortmund	20 Mar 37	6.6	Helmut Körnig GER	Stuttgart	20 Feb 32
5.6	José Bento de Assis BRA	São Paulo	22 Aug 42	6.6	Arthur Jonath GER	Berlin (race 2)	4 Dec 32
5.6	Heinz Fütterer FRG	Kiel	15 Jan 55	6.6	Arthur Jonath GER	Berlin (race 3)	4 Dec 32
5.6	Walter Mahlendorf FRG	Neumünster	15 Mar 58	6.6	Arthur Jonath GER	Stuttgart	1 Apr 33
5.5	Peter Radford GBR	Essen	25 Oct 58	6.6	Jesse Owens USA	New York	23 Feb 35
5.5	Bob Frith GBR	Antwerpen	7 Dec 63	6.6	Ben Johnson USA	New York	23 Feb 35
5.5	Claude Piquemal FRA	Antwerpen	7 Dec 63	6.6	Ben Johnson USA	New York	26 Feb 38
5.4	Bill Gaines USA	Moskva	17 Feb 68	6.6	Herb Thompson USA	New York	25 Feb 39
5.4	Manfred Kokot GDR	Berlin, GDR	31 Jan 71	6.6	Herb Thompson USA	New York	25 Feb 39
5.4	Sergey Bychkov RUS	Yekaterinburg	7 Jan 01	6.6	Norwood Ewell USA		42
50 Metres (electric timing)				6.5	Heinz Fütterer FRG	Kiel	12 Mar 55
<i>‡ Unofficial automatic timing</i>				6.5	Heinz Fütterer FRG	Kiel	12 Mar 55
5.85‡	Fyodor Pankratov URS	Madrid	9 Mar 68	6.5	Jerzy Juskowiak POL	Warszawa	10 Feb 62
5.83‡	Jobst Hirscht FRG	Madrid	9 Mar 68	6.5	Jochen Bender FRG	West Berlin	9 Mar 63
5.81‡	Bob Frith GBR	Madrid	9 Mar 68	6.5	Wiesław Maniak POL	Warszawa	22 Feb 64
5.75‡	Jobst Hirscht FRG	Madrid	9 Mar 68	6.5	Aleksandr Lebedyev URS	Moskva	30 Jan 67
5.93	Eckart Brieger FRG	West Berlin	13 Feb 71	6.4	Fyodor Pankratov URS	Kiyev	17 Feb 67
5.92	Eckart Brieger FRG	West Berlin	13 Feb 71	6.4	Valeriy Borzov URS	Kiyev	22 Dec 68
5.91	Eckart Brieger FRG	Kiel	27 Feb 71	6.4	Vassilios Papayorgópoulos GRE	Thessaloníki	19 Jan 72
5.90	Klaus-Dieter Bieler FRG	Kiel	27 Feb 71	6.4	Aleksandr Kornelyuk URS	Moskva	29 Jan 72
5.90	Jobst Hirscht FRG	Kiel	27 Feb 71	6.4	Aleksandr Kornelyuk URS	Moskva	18 Feb 72
5.88	Gert Metz FRG	Kiel	27 Feb 71	6.4	Aleksandr Kornelyuk URS	Moskva	19 Feb 72
5.83	Gert Metz FRG	Kiel	27 Feb 71	6.4	Erik Gustaffson FIN	Turku	26 Feb 72
5.82	Jobst Hirscht FRG	Kiel	27 Feb 71	6.4	Zenon Nowosz POL	Warszawa	4 Mar 72
5.79	Jobst Hirscht FRG	Kiel	27 Feb 71	6.4	Aleksandr Kornelyuk URS	Moskva	1 Mar 73
5.75	Vassilios Papayorgópoulos GRE	Grenoble	11 Mar 72	6.4	Aleksandr Kornelyuk URS	Moskva	1 Mar 73
5.75	Valeriy Borzov URS	Grenoble	11 Mar 72	6.4	Vladimir Otstavnov URS	Moskva	2 Feb 74
5.73	Wolfgang Rabe GDR	Berlin, GDR	4 Feb 73	6.4	Zenon Nowosz POL	Bucureşti	9 Feb 74
5.61	Manfred Kokot GDR	Berlin, GDR	4 Feb 73	6.4	Dorel Cristudor ROU	Bucureşti	9 Feb 74
5.61	James Sanford USA	San Diego	20 Feb 81	6.4	Valeriy Borzov URS	Moskva	14 Feb 74
5.56A	Donovan Bailey CAN	Reno	9 Feb 96	6.4	Juris Silovs URS	Moskva	14 Feb 74
5.56	Maurice Greene USA	Los Angeles	13 Feb 99	6.4	Cliff Outlin USA	Moskva	2 Mar 74
<i>No longer accepted by IAAF due to doping violation</i>				6.4	Aleksandr Kornelyuk URS	Moskva	2 Mar 74
5.55	Ben Johnson CAN	Ottawa	31 Jan 87	6.4	Aleksandr Aksinin URS	Leningrad	5 Jan 75
60 Metres (hand timing)				6.4	Aleksandr Aksinin URS	Budapest	4 Feb 75
7.0	Richard Rau GER	Berlin	18 Jan 14	6.4	Lajos Gresa HUN	Budapest	17 Jan 76
6.9	Hans Schüller GER	Berlin	18 Jan 14	6.4	Claudiu Suselescu ROU	Bucureşti	14 Feb 76
6.9	Richard Rau GER	Berlin (qual)	10 Dec 21	6.4	Gennadiy Murashov URS	Riga	30 Jan 81
6.8	Richard Rau GER	Berlin (final)	10 Dec 21	6.4	Johan Schromm ROU	Bucureşti	14 Feb 81
6.7	Friedrich Reissmann GER	Berlin	6 Jan 23	6.4	Pyotr Vorobyov URS	Omsk	29 Jan 82
				6.4	Vladimir Ignatenko URS		82
				6.3	Andrey Prokofyev URS	Chelyabinsk	5 Feb 82
				6.3	Viktor Bryzgin URS	Kiyev	4 Feb 83

MARK	NAME & COUNTRY	VENUE	DATE	MARK	NAME & COUNTRY	VENUE	DATE
6.3	Viktor Bryzgin URS	Voroshilovgrad	12 Jan 85	21.1yA	Carl Lawson JAM	Pocatello	2 Mar 74
6.3	Sergey Penyeve URS	Moskva	12/13 Jan 85	21.1	Günther Arnold GDR	Berlin, GDR	18 Jan 76
6.3	Aleksey Geyets URS	Moskva	12/13 Jan 85	20.6	Erwin Skamrahl FRG	Sindelfingen	11 Feb 83
6.3	Viktor Bryzgin URS	Kiyev	2 Feb 85	<i>Oversized track</i>			
6.3	Aleksandr Naduda URS	Kiyev	2 Feb 85	22.1y	Robert Rodenkirchen USA	Hanover, NH	22 Feb 38
6.3	Vitaliy Savin URS	Omsk	23 Jan 88	21.6	Pierre Burellier FRA	Paris	5 Feb 66
6.3	Viktor Bryzgin URS	Kiyev	30 Jan 88	21.1	Jörg Pfeifer GDR	Berlin, GDR	11 Jan 76
6.3	Viktor Bryzgin URS	Kiyev	30 Jan 88	21.1	Günther Arnold GDR	Berlin, GDR	11 Jan 76
6.3	Nikolay Razgonov URS	Kiyev	30 Jan 88	21.0	Detlef Kübeck GDR	Senftenberg	17 Feb 78
6.3	Viktor Bryzgin URS	Kiyev	30 Jan 88	21.0	Bernd Müggenburg GDR	Senftenberg	26 Jan 79
6.3	Nikolay Razgonov URS	Kiyev	30 Jan 88	21.0	Frank Richter GDR	Senftenberg	26 Jan 79
6.3	Viktor Bryzgin URS	Lugansk	15 Jan 91	20.9	Udo Bauer GDR	Cottbus	10 Feb 79
6.3	Andreas Berger	Karlsruhe	24 Feb 91	200 Metres (electric timing)			
6.3	Viktor Bryzgin EUN/UKR	Lugansk	5 Jan 92	21.43	Manfred Ommer FRG	Stuttgart	26 Feb 72
6.3	Viktor Bryzgin EUN/UKR	Lugansk	11 Jan 92	21.4	Manfred Ommer FRG	West Berlin	24 Feb 73
6.3	Dmitriy Bartenyev RUS	Lipetsk	22 Jan 93	21.40	Manfred Ommer FRG	München	23 Feb 74
6.3	Sergey Osovich UKR	Lvov	3 Feb 95	21.16	Karl-Heinz Weisenseel FRG	Stuttgart	22 Feb 75
6.3	Sergey Osovich UKR	Kiyev	11 Feb 95	21.11	Karl-Heinz Weisenseel FRG	Sindelfingen	25 Feb 78
6.3	Sergey Slukin RUS	Oryol	24 Jan 98	21.11	Pietro Mennea ITA	Milano	4 Mar 78
6.3	Pedro Pablo Nolet ESP	Oviedo	15 Jan 00	21.05	Mauro Zuliani ITA	Genova	9 Feb 80
6.3	Kostantyn Rurak UKR	Zaporozhye	7 Feb 04	20.99	Erwin Skamrahl FRG	Dortmund	13 Feb 82
60 Metres (electric timing)				20.98	Ralf Lübke FRG	Sindelfingen	11 Feb 83
6.7a	Valeriy Borzov URS	Wien	14 Mar 70	20.77	Ralf Lübke FRG	Sindelfingen	12 Feb 83
6.7a	Valeriy Borzov URS	Wien	14 Mar 70	20.74	Pietro Mennea ITA	Genova	13 Feb 83
6.6a	Valeriy Borzov URS	Wien	14 Mar 70	20.67	Ralf Lübke FRG	Stuttgart	10 Feb 84
6.6a	Valeriy Borzov URS	Sofiya	13 Mar 71	20.57	Ralf Lübke FRG	Stuttgart	11 Feb 84
6.90	Gerhard Wucherer FRG	Stuttgart (h1)	26 Feb 72	20.52	Stefano Tilli ITA	Torino	21 Feb 85
6.83	Manfred Schumann FRG	Stuttgart (h2)	26 Feb 72	20.36	Bruno Marie-Rose FRA	Liévin	22 Feb 87
6.80	Rolf Lewandowski FRG	Stuttgart (h4)	26 Feb 72	20.25	Linford Christie GBR	Liévin	19 Feb 95
6.75	Rolf Lewandowski FRG	Stuttgart (s1)	26 Feb 72	19.92	Frankie Fredericks NAM	Liévin	18 Feb 96
6.74	Gerhard Wucherer FRG	Stuttgart (s2)	26 Feb 72	400 Metres (hand timing)			
6.72	Gerhard Wucherer FRG	Stuttgart	26 Feb 72	<i>y denotes 440 yards</i>			
6.68	Hans-Joachim Zenk GDR	Senftenberg	24 Feb 73	53.0y	Lawrence Myers USA	New York	17 Mar 83
6.62	Manfred Kokot GDR	Senftenberg	24 Feb 73	53.0y	Lawrence Myers USA	New York	6 Dec 84
6.58	Manfred Kokot GDR	Göteborg	9 Mar 74	52.8y	L. Snedecor USA	New York	26 Dec 96
6.58	Valeriy Borzov URS	Göteborg	9 Mar 74	52.8y	Jerome Buck USA	New York	26 Dec 96
6.58	Valeriy Borzov URS	München	21 Feb 76	52.6y	Pat O'Day USA	Chicago	5 Mar 98
6.54	Houston McTear USA	Long Beach	7 Jan 78	51.8y	Maxey Long USA	New York	17 Nov 00
6.50	Ben Johnson CAN	Osaka	15 Jan 86	51.2y	Maxey Long USA	Brooklyn	16 Mar 01
6.50	Ben Johnson CAN	Edmonton	22 Feb 86	51.2y	Harry Hillman USA	Brooklyn	14 Nov 03
6.44	Ben Johnson CAN	Osaka	15 Jan 87	50.8y	Harry Hillman USA	Brooklyn	16 Apr 04
6.44	Ben Johnson CAN	Edmonton	21 Feb 87	50.8y	Harry Hillman USA	Brooklyn	15 Apr 05
6.50	Lee McRae USA	Indianapolis	7 Mar 87	50.4y	James Rosenberger USA	New York	17 Feb 11
6.48	Leroy Burrell USA	Madrid	13 Feb 91	49.6y	Thomas Halpin USA	Buffalo	15 Mar 13
6.45	Andre Cason USA	Gent	29 Jan 92	49.6y	Walter Koppisch USA	Buffalo	17 Mar 23
6.41	Andre Cason USA	Madrid	14 Feb 92	48.9y	Bill Henke USA	Iowa City	28 Feb 31
6.41	Maurice Greene USA	Stuttgart	1 Feb 98	48.9y	Ray Ellinwood USA	Chicago	14 Mar 36
6.39	Maurice Greene USA	Madrid	3 Feb 98	48.2y	Roy Cochran USA	Chicago	9 Mar 40
6.39	Maurice Greene USA	Atlanta	3 Mar 01	48.1y	Bob Ufer USA	Chicago	7 Mar 42
<i>No longer accepted by IAAF due to doping violation</i>				47.9+	Roy Cochran USA	Bronx	25 Mar 42
6.41	Ben Johnson CAN	Indianapolis	7 Mar 87	47.9y	Herb McKenley JAM	Chicago	15 Mar 47
<i>Photo-cell time</i>				47.9y	Dave Mills USA	Bloomington	3 Feb 62
6.71	Alain Sarteur FRA	Vittel	17 Feb 73	47.9y	Elzie Higginbottom USA	Madison	10 Feb 62
200 Metres (hand timing)				47.9y	Elzie Higginbottom USA	Minneapolis	17 Feb 62
<i>y denotes 220 yards</i>				47.9y	Elzie Higginbottom USA	Madison	24 Feb 62
23.6y	C. S. Tate USA	New York	12 Jan 97	47.8y	Dave Mills USA	East Lansing	3 Mar 62
22.6y	Maxie Long USA	Buffalo	19 Jan 01	47.8	Jean-Pierre Boccardo FRA	Stuttgart	14 Feb 64
22.6y	Loren Murchison USA	Brooklyn	28 Apr 19	47.6y	Ray Saddler USA	Louisville	27 Feb 65
22.4y	Loren Murchison USA	New York	6 Jan 25	46.8	Mike Larrabee USA	Berlin	8 Apr 65
22.2y	Ted Ellison USA	New York	1 Mar 35	46.2y	Tommie Smith USA	Louisville	18 Feb 67
21.7y	Tom Robinson BAH	Chicago	17 Jan 59	46.1	Marcello Fiasconaro ITA	Genova	15 Mar 72
21.7y	Jim Green USA	Chicago	23 Dec 67	45.9	Alfons Brijdenbach BEL	Sofiya	17 Feb 74
21.6	Bernd Jacob FRG	Stuttgart	2 Mar 68	45.9	Mikhail Linge URS	Moskva	16 Feb 80
21.6	Dieter Hübner FRG	Stuttgart	2 Mar 68	<i>Unofficial time (during 500y race)</i>			
21.2y+	John Carlos USA	East Lansing	14 Feb 70	47.5	Wendell Mottley TTO	Boston	11 Jan 64

MARK	NAME & COUNTRY	VENUE	DATE	MARK	NAME & COUNTRY	VENUE	DATE
<i>Oversized track</i>				<i>Unconfirmed</i>			
47.9+	James Herbert USA	Hanover, NH	14 Mar 40	1:54.8y	Melvin Sheppard USA	Buffalo	24 Feb 06
47.9y	George Kerr JAM	Champaign	27 Feb 60	<i>Professional</i>			
47.2y	Dave Mills USA	Champaign	4 Mar 61	1:59.0y	P. Priddy USA	Pittsburgh	19 Nov 87
46.0y	Fred Newhouse USA	Houston	13 Feb 70	1000 Metres			
45.6y	Fred Newhouse USA	Houston	13 Feb 70	2:39.0	Hanns Braun GER	Berlin	7 Feb 09
<i>398.7 metres</i>				2:35.9	Carl Ernst GER	Berlin	30 Jan 11
50.4	Jerome Buck USA	New York	8 Mar 98	2:32.8	Erich Lehmann GER	Berlin	18 Feb 13
400 Metres (electric timing)				2:29.6	Joie Ray USA	New York	24 Feb 25
<i>y denotes 440 yards</i>				2:26.4	Lloyd Hahn USA	New York	26 Mar 27
<i>‡ Unofficial automatic timing</i>				2:24.3	John Borican USA	New York	28 Feb 42
47.55‡	Jan Balachowski POL	Madrid	10 Mar 68	2:23.0	Edmund Brenner FRG	Dortmund	5 Feb 56
47.09‡	Andrzej Badeński POL	Madrid	10 Mar 68	2:21.6	Michel Jazy FRA	Stuttgart	24 Feb 62
46.6	Andrzej Badeński POL	Wien	15 Mar 70	2:21.2	Pierre Toussaint FRA	Lyon	11 Feb 67
46.6	Aleksandr Bratchikov URS	Wien	15 Mar 70	2:21.0	Tom Von Ruden USA	New York	20 Feb 70
46.38	Luciano Sušanj YUG	Rotterdam	11 Mar 73	2:20.9	John Davies GBR	Cosford	12 Dec 70
46.21	Karel Kolář TCH	Wien	25 Feb 79	2:20.4	Tom Von Ruden USA	New York	19 Feb 71
45.96	Hartmut Weber FRG	Sindelfingen	7 Feb 81	2:19.1	Paul-Heinz Wellmann FRG	Dortmund	18 Jan 76
45.79	Antonio McKay USA	Gainesville	11 Feb 84	2:18.58	Sebastian Coe GBR	Oslo	19 Mar 83
45.60	Thomas Schönlebe GDR	Paris	19 Jan 85	2:18.00 Igor Lotarev URS Moskva 14 Feb 87			
45.56	Todd Bennett GBR	Pireás	3 Mar 85	2:16.4 Rob Druppers NED Den Haag 20 Feb 88			
45.41 Thomas Schönlebe GDR Wien 9 Feb 86				2:15.26 Noureddine Morceli ALG Birmingham 22 Feb 92			
45.05 Thomas Schönlebe GDR Sindelfingen 5 Feb 88				2:15.25 Wilson Kipketer DEN Stuttgart 6 Feb 00			
45.05	Danny Everett USA	Stuttgart	4 Feb 90	2:14.96 Wilson Kipketer DEN Birmingham 20 Feb 00			
45.02 Danny Everett USA Stuttgart 2 Feb 92				<i>Professional</i>			
44.97A Michael Johnson USA Reno 10 Feb 95				2:19.7	Chris Fisher AUS	San Diego	19 May 73
44.63 Michael Johnson USA Atlanta 4 Mar 95				<i>Oversized track</i>			
44.57 Kerron Clement USA Fayetteville 12 Mar 05				2:20.0	Henryk Szordykowski POL	Warszawa	17 Feb 74
<i>Oversized track</i>				2:19.9	Gerhard Stolle GDR	Berlin, GDR	7 Jan 76
45.45y	Antonio McKay USA	Johnson City	18 Jan 86	<i>Oversized track and demonstration</i>			
800 Metres				2:21.4	Michel Jazy FRA	Paris	9 Nov 65
<i>y denotes 880 yards</i>				2:21.0	Michel Jazy FRA	Paris	16 Nov 65
2:01.8y	Lawrence Myers USA	New York	12 Dec 82	1500 Metres			
2:00.8y	G. G. Hollander USA	Brooklyn	30 Nov 95	4:01.6	William Gordon USA	New York	10 Mar 14
1:58.6y	David Munson USA	Buffalo	26 Feb 05	3:57.0	Joie Ray USA	New York	31 May 20
1:58.4y	C. H. Hill USA	Buffalo	26 Mar 05	3:56.2+	Paavo Nurmi FIN	New York	6 Jan 25
1:57.8y	Horace Ramey USA	Saint Louis	8 Mar 07	3:55.8	Lloyd Hahn USA	Washington	21 Feb 25
1:57.0y	Richard Egan USA	New York	22 Jan 10	3:53.4	Gene Venzke USA	New York	27 Feb 32
1:56.4y	Harry Lee USA	New York	21 Feb 12	3:52.2	Glenn Cunningham USA	New York	24 Feb 34
1:54.8	Schuyler Enck USA	Brooklyn	16 Feb 24	3:52.2e	Bill Bonthron USA	New York	24 Feb 34
1:54.0	Alan Helffrich USA	Washington	21 Feb 25	3:50.5	Glenn Cunningham USA	New York	23 Feb 35
1:53.8y	Lloyd Hahn USA	New York	8 Jan 28	3:49.9	Gene Venzke USA	New York	22 Feb 36
1:51.4y	Lloyd Hahn USA	New York	3 Mar 28	3:48.4	Glenn Cunningham USA	New York	26 Feb 38
1:51.4y	John Borican USA	New York	21 Feb 42	3:48.3+	Wes Santee USA	New York	5 Feb 55
1:50.0+	John Borican USA	Bronx	25 Mar 42	3:44.6	Siegfried Herrmann GDR	Berlin, GDR	28 Feb 60
1:49.7+	Arnie Sowell USA	New York	9 Feb 57	3:43.2+	Jim Beatty USA	Los Angeles	10 Feb 62
1:49.9y	Peter Snell NZL	Tokyo	18 Mar 62	3:42.2	Jürgen May GDR	Berlin, GDR	14 Feb 65
1:49.5	Jörg Lawrenz FRG	West Berlin	9 Mar 63	3:42.0+	Siegfried Herrmann GDR	Berlin, GDR	21 Feb 65
1:49.5+	Bill Crothers CAN	New York	30 Jan 64	3:41.9+	Jürgen May GDR	Berlin, GDR	20 Feb 66
1:49.8y	Peter Farrell USA	New York	11 Feb 65	3:41.7	Jürgen May GDR	Berlin, GDR	27 Feb 66
1:47.4	Ted Nelson USA	West Berlin	7 Apr 65	3:40.7	Michel Jazy FRA	Lyon	27 Feb 66
1:46.6	Dieter Fromm GDR	Beograd	8 Mar 69	3:37.8	Harald Norpoth FRG	West Berlin	13 Feb 71
1:46.37	Carlo Grippio ITA	Milano	24 Feb 77	3:37.4	John Walker NZL	Long Beach	6 Jan 79
1:46.0	Sebastian Coe GBR	Cosford	11 Feb 81	3:35.6+	Eamonn Coghlan IRL	San Diego	20 Feb 81
1:44.91 Sebastian Coe GBR Cosford 12 Mar 83				3:36.04 José Luis González ESP Oviedo 1 Mar 86			
1:44.84 Paul Ereng KEN Budapest 4 Mar 89				3:35.4+	Marcus O'Sullivan IRL	East Rutherford	13 Feb 88
1:43.96 Wilson Kipketer DEN Paris 7 Mar 97				3:35.6+ Marcus O'Sullivan IRL East Rutherford 10 Feb 89			
1:42.67 Wilson Kipketer DEN Paris 9 Mar 97				3:34.20 Peter Elliott GBR Sevilla 27 Feb 90			
<i>Oversized track</i>				3:34.16 Noureddine Morceli ALG Sevilla 28 Feb 91			
1:49.2+	John Borican USA	Hanover, NH	15 Mar 39	3:31.18 Hicham El Guerrouj MAR Stuttgart 2 Feb 97			
1:47.0+	John Woodruff USA	Hanover, NH	14 Mar 40	<i>Unofficial</i>			
<i>Relay legs</i>				3:41.6+	Tom O'Hara USA	Chicago	6 Mar 64
1:54.6y	Eli Parsons USA	Buffalo	19 Mar 04	<i>Oversized track</i>			
1:48.7y	Noel Carroll IRL	Boston	1 Feb 64	3:42.6	Michel Jazy FRA	Paris	5 Feb 65

MARK	NAME & COUNTRY	VENUE	DATE	MARK	NAME & COUNTRY	VENUE	DATE
One Mile				8:09.4	Friedrich Janke GDR	Berlin, GDR	16 Mar 58
4:39.2	Lawrence Myers USA	New York	25 Apr 85	7:58.7	Siegfried Herrmann GDR	Berlin, GDR	22 Mar 59
4:39.2	Ernest Hjertberg USA	New York	10 May 89	7:58.6	Siegfried Herrmann GDR	Berlin, GDR	16 Feb 64
4:31.4	William Day USA	Brooklyn	5 Feb 90	7:53.2	Siegfried Herrmann GDR	Berlin, GDR	14 Feb 65
4:28.4	Ernest Hjertberg USA	Boston	13 Feb 92	7:49.0	Siegfried Herrmann GDR	Berlin, GDR	27 Feb 66
4:26.0	Andrew Walsh USA	Brooklyn	30 Nov 95	7:47.8	Bernd Diessner GDR	Berlin, GDR	16 Feb 69
4:25.2	Melvin Sheppard USA	New York	26 Jan 06	7:46.85	Ricky Wilde GBR	Wien	15 Mar 70
4:23.8	Melvin Sheppard USA	New York	30 Mar 06	7:45.2	Emiel Puttemans BEL	Leiden	10 Feb 73
4:19.8	Harold Trube USA	New York	13 Feb 09	7:39.2+	Emiel Puttemans BEL	West Berlin	18 Feb 73
4:19.8	Oscar Hedlund USA	Troy	22 Feb 12	7:37.31	Moses Kiptanui KEN	Sevilla	20 Feb 92
4:18.8	Oscar Hedlund USA	New York	12 Feb 13	7:35.15	Moses Kiptanui KEN	Gent	12 Feb 95
4:18.2	Abel Kiviat USA	New York	15 Feb 13	7:30.72	Haile Gebrselassie ETH	Stuttgart	4 Feb 96
4:16.0	John Overton USA	Philadelphia	10 Mar 17	7:26.15	Haile Gebrselassie ETH	Karlsruhe	25 Jan 98
4:14.6	Joie Ray USA	Chicago	10 Apr 19	7:24.90	Daniel Komen KEN	Budapest	6 Feb 98
4:13.6	Paavo Nurmi FIN	New York	6 Jan 25	<i>No longer accepted by IAAF</i>			
4:13.4	Lloyd Hahn USA	New York	14 Feb 25	7:36.66	Saïd Aouita MAR	Pireás	11 Mar 92
4:12.0	Paavo Nurmi FIN	Buffalo	7 Mar 25	<i>Oversized track</i>			
4:12.0	Joie Ray USA	New York	17 Mar 25	7:57.2	Michel Jazy FRA	Paris	8 Feb 64
4:11.2	Gene Venzke USA	New York	6 Feb 32	<i>Unofficial</i>			
4:10.0	Gene Venzke USA	New York	17 Feb 32	8:14.8+	Horace Ashenfelter USA	New York	13 Feb 54
4:09.8	Glenn Cunningham USA	Chicago	25 Mar 33	<i>2940 metres</i>			
4:08.4	Glenn Cunningham USA	New York	17 Mar 34	8:04.0	Miklós Szabó HUN	Berlin	5 Nov 36
4:07.4	Glenn Cunningham USA	New York	12 Mar 38	5000 Metres			
4:07.4	Charles Fenske USA	New York	3 Feb 40	15:05.8	George Bonhag USA	New York	25 Jan 12
4:07.4	Charles Fenske USA	New York	17 Feb 40	15:01.4	Ville Ritola FIN	Brooklyn	24 Feb 23
4:07.4	Les MacMitchell USA	New York	15 Feb 41	14:54.6	Joie Ray USA	New York	7 Mar 23
4:07.4	Walter Mehl USA	New York	15 Feb 41	14:44.6	Paavo Nurmi FIN	New York	6 Jan 25
4:07.3	Gil Dodds USA	New York	11 Mar 44	14:39.4	Ville Ritola FIN	Brooklyn	24 Jan 25
4:06.4	Gil Dodds USA	Chicago	18 Mar 44	14:31.0	Ville Ritola FIN	New York	3 Feb 25
4:05.3	Gil Dodds USA	New York	31 Jan 48	14:23.2	Ville Ritola FIN	New York	24 Feb 25
4:04.9	Wes Santee USA	East Lansing	15 Feb 54	13:58.4	Alan Simpson GBR	Tampere	10 Apr 65
4:03.8	Wes Santee USA	Boston	29 Jan 55	13:45.2	Vyacheslav Alanov URS	Sverdlovsk	9 Mar 69
4:03.6	Gunnar Nielsen DEN	New York	5 Feb 55	13:34.2	Miruts Yifter ETH	Louisville	9 Feb 74
4:03.4	Ron Delany IRL	Chicago	14 Mar 58	13:30.8	Emiel Puttemans BEL	Vittel	24 Feb 74
4:02.5	Ron Delany IRL	New York	21 Feb 59	13:24.6	Emiel Puttemans BEL	Paris	17 Mar 74
4:01.4	Ron Delany IRL	New York	7 Mar 59	13:20.8	Emiel Puttemans BEL	Paris	10 Jan 76
3:58.9	Jim Beatty USA	Los Angeles	10 Feb 62	13:20.4	Suleiman Nyambui TAN	New York	6 Feb 81
3:58.6	Jim Beatty USA	New York	15 Feb 63	13:10.98	Haile Gebrselassie ETH	Sindelfingen	27 Jan 96
3:56.6	Tom O'Hara USA	New York	13 Feb 64	12:59.04	Haile Gebrselassie ETH	Stockholm	20 Feb 97
3:56.4	Tom O'Hara USA	Chicago	6 Mar 64	12:51.48	Daniel Komen KEN	Stockholm	19 Feb 98
3:56.4	Jim Ryun USA	San Diego	19 Feb 71	12:50.38	Haile Gebrselassie ETH	Birmingham	14 Feb 99
3:55.0	Tony Waldrop USA	San Diego	17 Feb 74	12:49.60	Kenenisa Bekele ETH	Birmingham	20 Feb 04
3:54.93	Dick Buerkle USA	College Park	13 Jan 78	<i>Oversized track</i>			
3:52.6	Eamonn Coghlan IRL	San Diego	16 Feb 79	14:07.0	Rashid Sharafetdinov URS	Leningrad	27 Mar 65
3:50.6	Eamonn Coghlan IRL	San Diego	20 Feb 81	14:05.4	Kestutis Orentas URS	Leningrad	28 Mar 65
3:49.78	Eamonn Coghlan IRL	East Rutherford	27 Feb 83	13:49.8	Anatoliy Makarov URS	Leningrad	2 Mar 66
3:48.45	Hicham El Guerrouj MAR	Gent	12 Feb 97	13:13.3	Hansjörg Kunze GDR	Senftenberg	20 Feb 83
<i>Oversized track</i>				50 Metres Hurdles (hand timing)			
4:04.4	Glenn Cunningham USA	Hanover, NH	3 Mar 38	<i>y denotes 57 yards/52.12m</i>			
<i>Relay leg</i>				6.9	Stefan Nowosielski POL	Przemyśl	5 Feb 33
4:22.8	Melvin Sheppard USA	New York	3 Feb 06	6.8	Alberto Triulzi ARG	Buenos Aires	12 Aug 46
<i>1745 yards</i>				6.8	Berthold Steines FRG	Kiel	4 Feb 56
4:27.6	Ernest Hjertberg USA	Brooklyn	10 Feb 90	6.7y	Hayes Jones USA	Granville	22 Mar 58
<i>Professional mark</i>				6.7	Klaus Nüske FRG	West Berlin	10 Mar 62
4:32.4	Lawrence Myers USA	New York	15 May 86	6.6	Klaus Nüske FRG	West Berlin	10 Mar 62
3000 Metres				6.6	Willie Davenport USA	West Berlin	16 Jan 65
8:52.4	George Bonhag USA	New York	4 Mar 11	6.6	Milán Kotík TCH	Magdeburg	4 Dec 66
8:35.0	George Bonhag USA	New York	6 Dec 11	6.6	Anatoliy Mikhaylov URS	Leningrad	20 Feb 67
8:31.4	Joie Ray USA	Brooklyn	18 Feb 22	6.5	Valentin Chistyakov URS	Moskva	1 Mar 67
8:31.2	Joie Ray USA	Brooklyn	10 Feb 23	6.4	Eddy Ottoz ITA	Praha	11 Mar 67
8:26.8+	Paavo Nurmi FIN	New York	15 Jan 25	6.4	Eddy Ottoz ITA	Praha	11 Mar 67
8:26.4+	Paavo Nurmi FIN	New York	12 Mar 25	6.4	Eddy Ottoz ITA	Praha	12 Mar 67
8:22.4+	Edvin Wide SWE	Philadelphia	19 Mar 27	6.4	Milán Kotík TCH	Jablonec	22 Feb 68
8:17.7	Horace Ashenfelter USA	New York	6 Feb 54				
8:16.4	Klaus Richtzenhain GDR	Dortmund	23 Feb 57				

MARK	NAME & COUNTRY	VENUE	DATE	MARK	NAME & COUNTRY	VENUE	DATE
6.4	Aleksandr Morozov URS	Donetsk	16 Feb 69	7.6	Günter Nickel FRG	Mainz	31 Jan 70
6.4	Leon Coleman USA	Moskva	15 Mar 69	7.5	Günter Nickel FRG	Mainz	31 Jan 70
6.4	Leon Coleman USA	Moskva	15 Mar 69	7.5	Thomas Hill USA	West Berlin	4 Dec 70
6.4	Leon Coleman USA	Hamburg	22 Mar 69	7.4	Tom White USA	Moskva	19 Feb 72
6.4	Günter Nickel FRG	Mainz	31 Jan 70	7.3	Thomas Hill USA	Moskva	2 Mar 74
6.4	Günter Nickel FRG	Mainz	31 Jan 70	7.3	Viktor Myasnikov URS	Minsk	26 Jan 80
6.4	Günter Nickel FRG	Leverkusen	26 Feb 70	7.3	Yuriy Chervanyev URS	Minsk	26 Jan 80
6.2	Günter Nickel FRG	Leverkusen	26 Feb 70	7.3	Igor Kazanov URS	Minsk	18 Jan 86
6.1	Greg Foster USA	Rosemont	16 Feb 86	7.2	Igor Kazanov URS	Vilnius	28 Jan 89

50 Metres Hurdles (electric timing)

‡ Unofficial automatic timing

6.79‡	Hinrich John FRG	Madrid	10 Mar 68
6.79‡	Alan Pascoe GBR	Madrid	10 Mar 68
6.69‡	Eddy Ottoz ITA	Madrid	10 Mar 68
6.67‡	Eddy Ottoz ITA	Madrid	10 Mar 68
6.57‡	Eddy Ottoz ITA	Madrid	10 Mar 68
6.74	Günter Nickel FRG	West Berlin	13 Feb 71
6.69	Günter Nickel FRG	West Berlin	13 Feb 71
6.63	Günter Nickel FRG	Kiel	27 Feb 71
6.61	Guy Drut FRA	Grenoble	13 Feb 72
6.61	Mirosław Wodzyński POL	Grenoble	12 Mar 72
6.53	Guy Drut FRA	Grenoble	12 Mar 72
6.52	Guy Drut FRA	Grenoble	12 Mar 72
6.51	Guy Drut FRA	Grenoble	12 Mar 72
6.48	Frank Siebeck GDR	Berlin, GDR	3 Feb 74
6.46	Frank Siebeck GDR	Berlin, GDR	3 Feb 74
6.36	Renaldo Nehemiah USA	Edmonton	3 Feb 79
6.35	Greg Foster USA	Rosemont	27 Jan 85
6.25	Mark McKoy CAN	Kobe	5 Mar 86

60 Metres Hurdles (hand timing)

8.5	Richard Rau GER	Berlin	29 Jan 11
8.5	Heiner Trossbach GER	Berlin	30 Nov 24
8.3	Peter Schmidt GER	Nürnberg	15 Mar 25
8.2	Hans Steinhardt GER	Münster	15 Jan 28
8.1	Heiner Trossbach GER	Münster	27 Jan 29
8.0	Heiner Trossbach GER	Münster	27 Jan 29
8.0	Heiner Trossbach GER	Berlin	11 Jan 31
8.0	Stanko Lorgjer YUG	Zagreb	22 Jan 56
8.0	Anatoliy Mikhaylov URS	Leningrad	10 Mar 57
8.0	Boris Stolyarov URS	Leningrad	10 Mar 57
8.0	Stanko Lorgjer YUG	Zagreb	9 Mar 58
8.0	Klaus Nüske FRG	Stuttgart	11 Mar 61
8.0	Eicke Brocke FRG	Stuttgart	11 Mar 61
8.0	Marcel Duriez FRA	Paris	17 Feb 62
7.9	Marcel Duriez FRA	Paris	17 Feb 62
7.9	Marcel Duriez FRA	Stuttgart	24 Feb 62
7.9	Marcel Duriez FRA	Stuttgart	24 Feb 62
7.9	Klaus Nüske FRG	Stuttgart	24 Feb 62
7.9	Klaus Nüske FRG	West Berlin	9 Mar 63
7.9	Klaus Nüske FRG	West Berlin	9 Mar 63
7.9	Klaus Nüske FRG	West Berlin	9 Mar 63
7.9	Klaus Nüske FRG	West Berlin	9 Mar 63
7.9	Kalju Jurkatamm URS	Tallinn	17 Mar 63
7.9	Laurence Taitt GBR	Stuttgart	22 Mar 63
7.8	Klaus Nüske FRG	Stuttgart	23 Mar 63
7.8	Laurence Taitt GBR	Stuttgart	23 Mar 63
7.8	Bernard Fournet FRA	Stuttgart	14 Feb 64
7.8	Marcel Duriez FRA	Stuttgart	14 Feb 64
7.8	Bo Forsander SWE	Stockholm	18 Mar 65
7.8	Kjellfred Weum NOR	Stockholm	18 Mar 65
7.8	Marcel Duriez FRA	Paris	11 Feb 66
7.8	Viktor Balikhin URS	Brest	12 Feb 66
7.8	Eddy Ottoz ITA	Dortmund	27 Mar 66
7.7	Eddy Ottoz ITA	Dortmund	27 Mar 66
7.7	Eddy Ottoz ITA	Dortmund	27 Mar 66
7.7	Valentin Chistyakov URS	Moskva	29 Jan 67
7.7	Ervin Hall USA	West Berlin	17 Nov 68
7.6	Ervin Hall USA	West Berlin	17 Nov 68

60 Metres Hurdles (electric timing)

8.1a	Werner Trzmiel FRG	Wien	15 Mar 70
8.1a	Lorand Milassin HUN	Wien	15 Mar 70
7.9a	Guy Drut FRA	Wien	15 Mar 70
7.9a	Frank Siebeck GDR	Wien	15 Mar 70
7.9a	Aleksandr Demus URS	Wien	15 Mar 70
7.8a	Günter Nickel FRG	Wien	15 Mar 70
7.8a	Raimund Bethge GDR	Wien	15 Mar 70
7.8a	Aleksandr Demus URS	Wien	15 Mar 70
7.8a	Frank Siebeck GDR	Wien	15 Mar 70
7.8a	Günter Nickel FRG	Wien	15 Mar 70
7.8a	Frank Siebeck GDR	Wien	15 Mar 70
7.8a	Guy Drut FRA	Wien	15 Mar 70
7.8a	Eckart Berkes FRG	Sofiya	14 Mar 71
8.00	Manfred Schumann FRG	Stuttgart	26 Feb 72
7.94	Werner Eikmeier FRG	Stuttgart	26 Feb 72
7.84	Manfred Schumann FRG	Stuttgart	26 Feb 72
7.80	Frank Siebeck GDR	Senftenberg	24 Feb 73
7.69	Frank Siebeck GDR	Rotterdam	11 Mar 73
7.66	Anatoliy Moshiasvili URS	Göteborg	10 Mar 74
7.66	Frank Siebeck GDR	Katowice	9 Mar 75
7.62	Thomas Munkelt GDR	San Sebastián	13 Mar 77
7.62	Renaldo Nehemiah USA	Montréal	11 Feb 79
7.59	Thomas Munkelt GDR	Wien	25 Feb 79
7.54	Yuriy Chervanyev URS	Sindelfingen	2 Mar 80
7.48	Thomas Munkelt GDR	Budapest	6 Mar 83
7.47	Mark McKoy CAN	Tokyo	7 Mar 86
7.36	Greg Foster USA	Los Angeles	16 Jan 87
7.36	Colin Jackson GBR	Glasgow (KH)	12 Feb 94
7.30	Colin Jackson GBR	Sindelfingen	6 Mar 94

Doubtful timing

7.54	Andrey Prokofyev URS	Vilnius	3 Feb 79
------	----------------------	---------	----------

Photo-cell time

7.68	Guy Drut FRA	Vittel	18 Feb 73
------	--------------	--------	-----------

High Jump

≠ Cinder take-off

1.48	Lambert GBR	London	5 Dec 63
1.575	F. Stone USA	New York	11 Nov 68
1.575	A. Weldon GBR	London	7 Dec 76
1.60	H. Harris GBR	London	7 Dec 76
1.60	P. Hyman GBR	London	5 Dec 77
1.625	F.G. Nott Bower GBR	London	5 Dec 77
1.65	P. Hyman GBR	London	5 Dec 77
1.65	H. Harris GBR	London	10 Dec 79
1.675	Charles Poland GBR	London	10 Dec 79
1.675	E.J. Wade GBR	London	8 Dec 80
1.70	Charles Poland GBR	London	8 Dec 80
1.725	E.W. Cattle GBR	London	7 Dec 81
1.725	E.J. Wade GBR	London	7 Dec 81
1.725	Charles Poland GBR	London	7 Dec 81
1.75	Charles Poland GBR	London	7 Dec 81
1.765	N. W. McDermott USA	Baltimore	17 Jan 84
1.81	William Byrd-Page USA		86
1.83	William Byrd-Page USA	Baltimore	16 Dec 87
1.83	William Byrd-Page USA	Philadelphía	23 Jan 88
1.885	George Fearing USA	Boston	14 Feb 91
1.89	Mike Sweeney USA	Boston	11 Feb 93

MARK	NAME & COUNTRY	VENUE	DATE	MARK	NAME & COUNTRY	VENUE	DATE
1.905	Mike Sweeney USA	Philadelphia	17 Feb 93	Pole Vault			
1.91	Mike Sweeney USA	Boston	10 Feb 94	3.35	Hugh Baxter USA	New York	8 Feb 89
1.915	Mike Sweeney USA	Worcester, MS	13 Feb 95	3.395	Jerome Magee USA	Milwaukee	1 Mar 02
1.915	Mike Sweeney USA	Brooklyn	30 Nov 95	3.44	Ralph Norris USA	Chicago	4 Mar 05
1.915	Irving Baxter USA	Washington	11 Mar 99	3.44	LeRoy Samse USA	Milwaukee	11 Mar 05
1.94	Sam Lawrence USA	Boston	9 Feb 12	3.49	LeRoy Samse USA	Cincinnati	22 Jan 06
1.95	John Murphy USA	New York	1 Feb 22	3.535	Walter Dray USA	New York	26 Jan 06
1.955	LeRoy Brown USA	Boston	25 Feb 22	3.57	Clair Jacobs USA		09
1.955	LeRoy Brown USA	New York	11 Mar 22	3.73	Clair Jacobs USA	Chicago	23 Feb 09
1.96	LeRoy Brown USA	New York	31 Jan 23	3.79	Walter Dray USA	Chicago	6 Apr 12
1.96	Dick Landon USA	New York	31 Jan 23	3.86	John Gold USA	Evanston	29 Mar 13
1.98	Harold Osborn USA	Urbana	11 Jan 24	3.87	Florin Floyd USA	Kansas City	26 Feb 16
1.98	Harold Osborn USA	Chicago	19 Mar 24	3.92	Edward Knourek USA	Evanston	8 Apr 16
1.988	Harold Osborn USA	New York	27 Jan 25	3.92	Percy Graham USA	Evanston	8 Apr 16
1.991	Harold Osborn USA	Kansas City	7 Feb 25	3.93	Edwin Myers USA	Evanston	30 Mar 23
2.00	Harold Osborn USA	Chicago	20 Mar 25	3.93	Edward Knourek USA	Evanston	30 Mar 23
2.00	Bert Nelson USA	South Bend	1 Feb 30	3.98	Dean Brownell USA	Evanston	15 Mar 24
2.005	George Spitz USA	New York	7 Feb 31	3.985	Charles Hoff NOR	New York	4 Feb 26
2.02	George Spitz USA	New York	6 Feb 32	4.00	Charles Hoff NOR	Boston	6 Feb 26
2.045	George Spitz USA	Boston	13 Feb 32	4.04	Charles Hoff NOR	Brooklyn	13 Feb 26
2.05	Walter Marty USA	New York	17 Feb 34	4.06	Charles Hoff NOR	Brooklyn	17 Feb 26
2.05	Gil Cruter USA	Fort Collins	22 Feb 36	4.075	Charles Hoff NOR	New York	23 Feb 26
2.055	Ed Burke USA	New York	22 Feb 36	4.09	Charles Hoff NOR	Baltimore	27 Feb 26
2.055	Cornelius Johnson USA	New York	22 Feb 36	4.13	Charles Hoff NOR	Chicago	6 Mar 26
2.06	Ed Burke USA	New York	27 Feb 37	4.14	Charles Hoff NOR	New York	16 Mar 26
2.075#	Mel Walker USA	Indianapolis	20 Mar 37	4.15	Charles Hoff NOR	New York	20 Mar 26
2.08	Ken Wiesner USA	Milwaukee	14 Mar 53	4.165	Charles Hoff NOR	St. Louis	27 Mar 26
2.10	Ken Wiesner USA	Chicago	28 Mar 53	4.17	Charles Hoff NOR	Chicago	9 Apr 26
2.11	John Thomas USA	Hanover, NH	10 Jan 59	4.195	Sabin Carr USA	New York	14 Feb 27
2.125	John Thomas USA	Boston	17 Jan 59	4.29	Sabin Carr USA	New York	25 Feb 28
2.13	John Thomas USA	New York	31 Jan 59	4.31	Keith Brown USA	New York	15 Mar 33
2.13	John Thomas USA	New York	14 Feb 59	4.37	Keith Brown USA	New York	17 Feb 34
2.13	John Thomas USA	New York	21 Feb 59	4.39	George Varoff USA	Boston	13 Feb 37
2.165	John Thomas USA	New York	21 Feb 59	4.42	Cornelius Warmerdam USA	Boston	11 Feb 39
2.17	John Thomas USA	New York	30 Jan 60	4.425	Earl Meadows USA	Chicago	25 Mar 39
2.17	John Thomas USA	Boston	6 Feb 60	4.44	Earl Meadows USA	Boston	8 Feb 41
2.18	John Thomas USA	New York	20 Feb 60	4.45	Earl Meadows USA	New York	8 Mar 41
2.195	John Thomas USA	Chicago	11 Mar 60	4.485	Cornelius Warmerdam USA	New York	7 Feb 42
2.21#	Valeriy Brumel URS	Leningrad	28 Jan 61	4.58	Cornelius Warmerdam USA	New York	7 Feb 42
2.25#	Valeriy Brumel URS	Leningrad	28 Jan 61	4.62	Cornelius Warmerdam USA	Boston	14 Feb 42
2.26A	Dwight Stones USA	Pocatello	17 Jan 75	4.755	Cornelius Warmerdam USA	Boston	14 Feb 42
2.265	Dwight Stones USA	Los Angeles	18 Jan 75	4.79	Cornelius Warmerdam USA	Chicago	20 Mar 43
2.265	Dwight Stones USA	Inglewood	7 Feb 75	4.81	Don Bragg USA	Philadelphia	13 Feb 59
2.27	Dwight Stones USA	Oklahoma City	15 Feb 75	4.83	John Uelses USA	Washington	27 Jan 62
2.28	Dwight Stones USA	New York	21 Feb 75	4.88	John Uelses USA	New York	2 Feb 62
2.29	Dwight Stones USA	New York	20 Feb 76	4.89	John Uelses USA	Boston	3 Feb 62
2.30	Dwight Stones USA	San Diego	21 Feb 76	4.91	Don Meyers USA	Chicago	20 Dec 62
2.31	Greg Joy CAN	College Park	13 Jan 78	4.92	Pentti Nikula FIN	Pajulahti	19 Jan 63
2.32	Franklin Jacobs USA	New York	27 Jan 78	4.93	Dave Tork USA	Toronto	25 Jan 63
2.33	Volodymyr Yashchenko URS	Milano	12 Mar 78	4.96	Yang Chuan-Kwang TPE	Portland	26 Jan 63
2.35	Volodymyr Yashchenko URS	Milano	12 Mar 78	5.00	Pentti Nikula FIN	Pajulahti	2 Feb 63
2.36	Igor Paklin URS	Milano	1 Feb 84	5.05	Pentti Nikula FIN	Pajulahti	2 Feb 63
2.37	Carlo Thränhardt FRG	Berlin (Schöneberg)	24 Feb 84	5.10	Pentti Nikula FIN	Pajulahti	2 Feb 63
2.38	Patrik Sjöberg SWE	Berlin (Schöneberg)	22 Feb 85	5.12	John Pennel USA	Los Angeles	22 Jan 66
2.39	Dietmar Mögenburg FRG	Köln	24 Feb 85	5.13	John Pennel USA	Los Angeles	12 Feb 66
2.40	Carlo Thränhardt FRG	Simmerath	16 Jan 87	5.19A	Bob Seagren USA	Albuquerque	5 Mar 66
2.41	Patrik Sjöberg SWE	Pireás	1 Feb 87	5.20	Bob Seagren USA	Cleveland	18 Mar 66
2.42	Carlo Thränhardt FRG	Berlin (Schöneberg)	26 Feb 88	5.20	Bob Seagren USA	Saskatoon	29 Dec 66
2.43	Javier Sotomayor CUB	Budapest	4 Mar 89	5.23A	Bob Seagren USA	Albuquerque	28 Jan 67
<i>Demonstration</i>				5.26	Bob Seagren USA	Cleveland	18 Feb 67
2.055	Walter Marty USA	New York	24 Feb 34	5.29	Bob Seagren USA	New York	25 Jan 68
2.08	Les Steers USA	Eugene	14 Feb 41	5.33A	Bob Seagren USA	Albuquerque	25 Jan 69
2.145	Les Steers USA	Eugene	27 Feb 41	5.33	Bob Seagren USA	Inglewood	8 Feb 69
2.35	Dietmar Mögenburg FRG	Herne	4 Sep 80	5.34	Kjell Isaksson SWE	Göteborg	8 Mar 70
<i>Professional</i>				5.36	Jan Johnson USA	Des Moines	20 Jun 70
1.50	H. Lee GBR	Islington	15 Dec 65	5.38	Kjell Isaksson SWE	Inglewood	12 Feb 71
1.525	Robert Musgrave GBR	Islington	15 Dec 65	5.40	Wolfgang Nordwig GDR	Sofiya	14 Mar 71
1.675	W. Barber GBR	London	1 Dec 69	5.41	Kjell Isaksson SWE	Cleveland	19 Mar 71
2.255A	John Radetich USA	Pocatello	3 Mar 73	5.45	Kjell Isaksson SWE	New York	25 Feb 72

MARK	NAME & COUNTRY	VENUE	DATE	MARK	NAME & COUNTRY	VENUE	DATE
5.46	Steve Smith USA	Los Angeles	20 Jan 73	Long Jump			
5.49	Steve Smith USA	New York	26 Jan 73	5.04	Lambert GBR	London	5 Dec 63
5.51	Dan Ripley USA	Los Angeles	18 Jan 75	5.18	John Goldie USA	New York	11 Nov 68
5.52	Dan Ripley USA	College Park	9 Jan 76	5.33	H. Harris GBR	London	7 Dec 76
5.54	Dan Ripley USA	Inglewood	6 Feb 76	5.56	W. T. Livingstone USA	New York	6 Jan 79
5.56	Tadeusz Ślusarski POL	Warszawa	8 Feb 76	5.56	Francis Wood GBR	London	8 Dec 80
5.57	Władysław Kozakiewicz POL	Toronto	13 Feb 76	5.81	A. Brown GBR	London	7 Dec 81
5.58	Dan Ripley USA	New York	20 Feb 76	6.185	Hugh H. Baxter USA	Newark	30 Jan 89
5.59	Mike Tully USA	Long Beach	7 Jan 78	6.30	E. Barnes USA	New York	14 Mar 91
5.62	Mike Tully USA	Detroit	11 Mar 78	6.30	M. Freedman USA	Chicago	16 Feb 01
5.63	Dan Ripley USA	Fort Worth	3 Mar 79	6.65	C. M. Thompson USA	Notre Dame	9 Mar 01
5.64	Konstantin Volkov URS	Moskva	9 Feb 80	6.97	T. Rodgers USA	San Francisco	5 Jan 07
5.70	Konstantin Volkov URS	Moskva	6 Jul 80	7.08	John O'Connell USA	New York	12 Mar 07
5.70	Thierry Vigneron FRA	Lyon	18 Jan 81	7.11	Aleksandr Klumberg EST	Tartu	19 Dec 22
5.70	Thierry Vigneron FRA	Grenoble	22 Feb 81	7.30	DeHart Hubbard USA	Urbana	3 Mar 23
5.71	Billy Olson USA	Toronto	29 Jan 82	7.49	DeHart Hubbard USA	Urbana	1 Mar 24
5.72	Billy Olson USA	Louisville	6 Feb 82	7.50	DeHart Hubbard USA	New York	20 Mar 26
5.73	Billy Olson USA	San Diego	19 Feb 82	7.70	Jesse Owens USA	New York	24 Feb 34
5.74	Billy Olson USA	Kansas City	27 Feb 82	7.71	Eulace Peacock USA	New York	23 Feb 35
5.75	Billy Olson USA	Ottawa	14 Jan 83	7.82	Jesse Owens USA	New York	23 Feb 35
5.76	Billy Olson USA	Los Angeles	21 Jan 83	7.85	Jesse Owens USA	New York	23 Feb 35
5.80	Billy Olson USA	Toronto	4 Feb 83	7.86	Irvin Roberson USA	New York	20 Feb 60
5.81	Sergey Bubka URS	Vilnius	15 Jan 84	7.87	Ralph Boston USA	Los Angeles	21 Jan 61
5.82	Sergey Bubka URS	Milano	1 Feb 84	7.91	Ralph Boston USA	New York	17 Feb 61
5.83	Sergey Bubka URS	Inglewood	10 Feb 84	7.97	Ralph Boston USA	New York	17 Feb 61
5.85	Thierry Vigneron FRA	Göteborg	4 Mar 84	8.08	Ralph Boston USA	New York	25 Feb 61
5.86	Billy Olson USA	Saskatoon	28 Dec 85	8.18	Igor Ter-Ovanesyan URS	New York	1 Feb 63
5.87	Sergey Bubka URS	Osaka	15 Jan 86	8.19	Igor Ter-Ovanesyan URS	Leningrad	19 Mar 66
5.88	Billy Olson USA	Los Angeles	17 Jan 86	8.23	Igor Ter-Ovanesyan URS	Dortmund	27 Mar 66
5.89A	Billy Olson USA	Albuquerque	25 Jan 86	8.25	Bob Beamon USA	Kansas City	20 Jan 68
5.91	Joe Dial USA	Columbia	1 Feb 86	8.30	Bob Beamon USA	Detroit	15 Mar 68
5.92	Sergey Bubka URS	Moskva	8 Feb 86	8.38	Larry Myricks USA	Johnson City	11 Jan 80
5.93	Billy Olson USA	East Rutherford	8 Feb 86	8.38	Larry Myricks USA	San Diego	22 Feb 80
5.94	Sergey Bubka URS	Inglewood	21 Feb 86	8.49	Carl Lewis USA	Fort Worth	20 Feb 81
5.95	Sergey Bubka URS	New York	28 Feb 86	8.56	Carl Lewis USA	East Rutherford	16 Jan 82
5.96	Sergey Bubka URS	Osaka	15 Jan 87	8.79	Carl Lewis USA	New York	27 Jan 84
5.97	Sergey Bubka URS	Torino	17 Mar 87	Triple Jump			
6.00	Rodion Gataullin URS	Leningrad	22 Jan 89	<i>≠ Cinder runway</i>			
6.02	Rodion Gataullin URS	Gomel	4 Feb 89	13.13	G. R. Robertson USA	New York	21 Nov 88
6.03	Sergey Bubka URS	Osaka	11 Feb 89	13.41	Edward Bloss USA	Boston (qual)	12 Apr 90
6.05	Sergey Bubka URS	Donetsk	17 Mar 90	13.66	James Connolly USA	Boston (final)	12 Apr 90
6.08	Sergey Bubka URS	Volgograd	9 Feb 91	13.83	Eugene Goff USA	New York	23 Jan 92
6.10	Sergey Bubka URS	San Sebastián	15 Mar 91	13.87	John O'Connell USA	New York	2 Feb 07
6.11	Sergey Bubka URS	Donetsk	19 Mar 91	13.94	Floyd Riskey USA	New York	2 Feb 07
6.12	Sergey Bubka URS	Grenoble	23 Mar 91	14.15	Platt Adams USA	New York	4 Oct 09
6.13	Sergey Bubka EUN	Berlin	21 Feb 92	14.63	Dan Ahearn GBI	New York	4 Oct 09
6.14	Sergey Bubka UKR	Liévin	13 Feb 93	14.70	Dan Ahearn GBI	New York	31 Oct 10
6.15	Sergey Bubka UKR	Donetsk	21 Feb 93	15.11	Dan Ahearn GBI	New York	4 Feb 11
<i>Unsanctioned meeting</i>				15.28#	Leonid Shcherbakov URS	Leningrad	19 Mar 51
5.32	Hervé D'Encausse FRA	Paris	30 Mar 1967	15.52#	Leonid Shcherbakov URS	Leningrad	16 Mar 53
<i>Demonstration</i>				15.62#	Dmitriy Yefremov URS	Leningrad	4 Feb 58
3.66	Clair Jacobs USA	Chicago	12 Feb 09	15.66#	Yevgeniy Chen URS	Leningrad	8 Mar 58
3.865	Florin Floyd USA	Columbia	19 Feb 16	15.80#	Oleg Fedoseyev URS	Leningrad	3 Feb 59
4.01	Charles Hoff NOR	Brooklyn	11 Feb 26	15.83#	Oleg Fedoseyev URS	Moskva	22 Mar 59
5.28	Bob Seagren USA	Mobile	22 Dec 66	15.98#	Oleg Fedoseyev URS	Moskva	22 Mar 59
5.86	Larry Jessee USA	Newcastle, AUS	16 Oct 85	16.15#	Oleg Fedoseyev URS	Leningrad	4 Feb 62
<i>Professional & doubtful</i>				16.30#	Oleg Fedoseyev URS	Leningrad	23 Mar 62
3.43	Robert Musgrave GBR	Islington	16 Mar 1864	16.37	Art Walker USA	Los Angeles	22 Jan 66
3.50	Robert Musgrave GBR	Islington	26 Mar 1869	16.46A	Art Walker USA	Albuquerque	5 Mar 66
<i>Professional</i>				16.70A	Art Walker USA	Albuquerque	5 Mar 66
3.35	John Allison GBR	Islington	19 Apr 67	16.77	Michael Sauer FRG	Stuttgart	2 Mar 68
3.35	Robert Musgrave GBR	Islington	19 Apr 67	16.86	Nikolay Dudkin URS	Moskva	27 Feb 69
5.51A	Steve Smith USA	Salt Lake City	22 Feb 74	16.95	Viktor Sanyeyev URS	Wien	15 Mar 70
5.53A	Steve Smith USA	Pocatello	23 Feb 74	16.97	Viktor Sanyeyev URS	Grenoble	11 Mar 72
5.55	Steve Smith USA	Montréal	17 Jan 75	17.03	Michał Joachimowski POL	Göteborg	9 Mar 74
5.59	Steve Smith USA	Portland	11 Apr 75	17.10	Viktor Sanyeyev URS	Moskva	2 Feb 76
5.61	Steve Smith USA	New York	28 May 75	17.16	Viktor Sanyeyev URS	Moskva	2 Feb 76

MARK	NAME & COUNTRY	VENUE	DATE	MARK	NAME & COUNTRY	VENUE	DATE
17.18	Gennadiy Valyukevich URS	Minsk	11 Feb 79	20.97	Randy Matson USA	Fort Worth	10 Feb 67
17.29	Gennadiy Valyukevich URS	Minsk	12 Feb 79	21.08	Randy Matson USA	Fort Worth	10 Feb 67
17.30	Shamil Abbyasov URS	Grenoble	21 Feb 81	21.15A	Al Feuerbach USA	Pocatello	5 Feb 72
17.31	Keith Connor GBR	Detroit	13 Mar 81	21.17	Al Feuerbach USA	Portland	27 Jan 73
17.41	Willie Banks USA	San Diego	19 Feb 82	21.27	George Woods USA	New York	23 Feb 73
17.50	Charles Simpkins USA	Los Angeles	17 Jan 86	21.30	George Woods USA	Portland	26 Jan 74
17.54	Māris Bružiks URS	Madrid	23 Feb 86	21.45	George Woods USA	San Francisco	1 Feb 74
17.67	Oleg Protsenko URS	Osaka	15 Jan 87	21.47	George Woods USA	Inglewood	8 Feb 74
17.76	Mike Conley USA	New York	27 Feb 87	21.56	George Woods USA	Inglewood	8 Feb 74
17.77	Leonid Voloshin RUS	Grenoble	6 Feb 94	22.02	George Woods USA	Inglewood	8 Feb 74
17.83	Aliecer Urrutia CUB	Sindelfingen	1 Mar 97	22.15	Ulf Timmermann GDR	Senftenberg	16 Feb 85
17.83	Christian Olsson SWE	Budapest	7 Mar 04	22.26	Werner Günthör SUI	Magglingen	8 Feb 87
17.90	Teddy Tamgho FRA	Doha	14 Mar 10	22.66	Randy Barnes USA	Los Angeles	20 Jan 89
17.91	Teddy Tamgho FRA	Aubière	20 Feb 10				
17.92	Teddy Tamgho FRA	Paris (round 2)	6 Mar 11				
17.92	Teddy Tamgho FRA	Paris (round 4)	6 Mar 11				

Shot Put

10.49	Henry Buermeyer USA	New York	11 Nov 68
11.53	M. Cugnor USA	New Haven	Mar 81
12.27	Charles Queckberner USA	New York	4 Dec 86
12.79	Charles Queckberner USA	New York	9 Apr 87
13.08	George Gray CAN	New York	19 Nov 87
13.64	Richard Sheldon USA	Boston	18 Feb 99
13.95	Harry Le Moyne USA	Boston	14 Mar 03
14.07	Richard Sheldon USA	New York	30 Jan 04
14.13	Harry Le Moyne USA	Boston	13 Feb 04
14.27	Harry Le Moyne USA	New York	8 Mar 04
14.49	Ralph Rose USA	Ann Arbor	12 Mar 04
14.55	Ralph Rose USA	Boston	11 Feb 05
14.98	Wesley Coe USA	Medford	25 Feb 05
15.29	Ralph Rose USA	San Francisco	23 Feb 12
15.41	John Kuck USA	Champaign	27 Feb 26
15.43	Herbert Schwarze USA	Chicago	6 Mar 26
15.47	Emil Hirschfeld GER	Frankfurt-am-Main	2 Mar 29
15.56	Harlow Rothert USA	Seattle	28 Mar 29
15.56	Emil Hirschfeld GER	Frankfurt-am-Main	8 Mar 30
15.61	Herman Brix USA	New York	18 Mar 30
15.82	Leo Sexton USA	Boston	13 Feb 32
16.06	Leo Sexton USA	New York	17 Feb 32
16.19	Jack Torrance USA	Charlotte	25 Feb 35
16.25	Frank Ryan USA	New York	17 Feb 40
16.36	Al Blozis USA	New York	17 Feb 40
16.98	Al Blozis USA	New York	24 Feb 40
17.08	Al Blozis USA	Minneapolis	21 Jun 40
17.22	Al Blozis USA	New York	1 Mar 41
17.23	Charles Fonville USA	East Lansing	7 Feb 48
17.34	Charles Fonville USA	Ann Arbor	21 Feb 48
17.54	Jim Fuchs USA	Boston	4 Feb 50
17.57	Jim Fuchs USA	New York	11 Feb 50
17.77	Jim Fuchs USA	New York	10 Feb 51
18.08	Parry O'Brien USA	New York	20 Feb 54
18.12	Parry O'Brien USA	New York	19 Feb 55
18.21	Parry O'Brien USA	New York	11 Feb 56
18.72	Parry O'Brien USA	New York	18 Feb 56
18.81	Parry O'Brien USA	Frankfurt-am-Main	8 Feb 58
18.93	Parry O'Brien USA	New York	21 Feb 59
19.02	Parry O'Brien USA	Milwaukee	12 Mar 60
19.24	Parry O'Brien USA	Los Angeles	21 Jan 61
19.46	Gary Gubner USA	New York	2 Feb 62
19.77	Gary Gubner USA	New York	16 Feb 62
19.80	Gary Gubner USA	New York	16 Feb 62
20.02	Randy Matson USA	Fort Worth	12 Feb 65
20.17	Randy Matson USA	Dallas	13 Feb 65
20.29	Neal Steinhauer USA	San Francisco	7 Jan 67
20.37	Neal Steinhauer USA	Portland	28 Jan 67
20.60	Neal Steinhauer USA	Portland	28 Jan 67
20.67	Neal Steinhauer USA	Portland	28 Jan 67

Extra trial

16.24	Hans Wöllke GER	Dortmund	20 Mar 37
17.61	Al Blozis USA	New York	14 Mar 42

Unknown irregularity

16.07	Emil Hirschfeld GER	Frankfurt-am-Main	23 Jan 32
-------	---------------------	-------------------	-----------

Light implement

14.02	William Hickock USA	New Haven	22 Mar 95
16.11	Hans-Heinrich Sievert GER	Nürnberg	8 Apr 33
17.39	Al Blozis USA	New York	28 Feb 42

Demonstration

13.94	Richard Sheldon USA	New York	12 Feb 01
13.77	George Gray CAN	Milwaukee	7 Mar 03
14.86	Ralph Rose USA	Ann Arbor	26 Mar 04
15.34	Ralph Rose USA	Chicago	15 Mar 05
19.49	Gary Gubner USA	New York	2 Feb 62
19.98	Randy Matson USA	Lubbock	30 Jan 65

Sloping ground

13.92	Richard Sheldon USA	New York	13 Jan 99
21.52	Randy Matson USA	Dallas	11 Feb 67

Professional

10.80	Alexander Graham USA	New York	11 Nov 68
21.32	Brian Oldfield USA	San Francisco	1 Apr 73
21.57A	Brian Oldfield USA	Albuquerque	6 Apr 73
21.60A	Brian Oldfield USA	Salt Lake City	25 May 73
22.11	Brian Oldfield USA	San Francisco	4 Apr 75

Heptathlon

h = hand timing

@ during octathlon

1985 Tables	60m	LJ	SP	HJ	60mH	PV	1000m
5429h	Hans-Joachim Walde FRG	Mainz					7 Mar 70
	6.7	6.77	14.94	1.92	/	8.1	4.10 2:55.9
5563h	Herbert Swoboda FRG	Mainz					6 Mar 71
	6.7	7.24	13.67	1.84	/	8.1	4.50 2:50.4
5716h	Eberhard Stroot FRG	Mainz					4 Mar 72
	6.6	7.58	13.50	1.96	/	8.0	4.30 2:53.2
5724h	Guido Kratschmer FRG	West Berlin					1 Feb 76
	6.9	7.37	14.73	1.98	/	7.9	4.20 2:45.8
5860h	Guido Kratschmer FRG	West Berlin					29 Jan 78
	6.9	7.48	15.63	1.91	/	7.9	4.50 2:43.1
5934	Viktor Gruzenkin URS	Ordzhonikidze					18 Feb 79
	6.98	7.18	15.75	2.08	/	8.28	4.70 2:52.3
6013h	Aleksandr Nevskiy URS	Leningrad					2 Mar 80
	6.7	7.47	14.58	2.14	/	8.2	4.70 2:47.6
6144	Aleksandr Nevskiy URS	Gomel					20 Feb 82
	7.02	7.57	15.02	2.05	/	8.08	4.70 2:38.11
6163	Siegfried Wentz FRG	Dortmund					15 Feb 86
	7.04	7.45	15.67	2.03	/	7.90	4.80 2:41.67
6241@	Christian Plaziat FRA	Vittel					12 Feb 89
	6.78	7.64	14.73	2.10	/	7.91	4.80 2:48.08
6273	Christian Plaziat FRA	Nogent-sur-Oise					11 Feb 90
	6.78	7.45	14.42	2.13	/	7.98	4.90 2:42.74

MARK	NAME & COUNTRY	VENUE	DATE	MARK	TEAM	VENUE	DATE
6289	Christian Plaziat FRA	Nogent-sur-Oise	2 Feb 92	1:23.97	Scarborough Optimists CAN	Sherbrooke	26 Feb 83
	6.98 7.61 14.27 2.13 / 7.91 4.90 2:39.14				Desai Williams, Mark McKoy, Ben Johnson, Tony Sharpe		
6418	Christian Plaziat FRA	Genova	29 Feb 92	1:22.32	Italy	Torino	11 Feb 84
	6.83 7.58 14.53 2.13 / 7.97 5.20 2:40.17				Pierfrancesco Pavoni 20.8, Giovanni Bongiorno 20.6, Stefano Tilli 20.5, Carlo Simonon 20.4		
6476	Dan O'Brien USA	Toronto	14 Mar 93	1:22.11	Great Britain & NI	Glasgow (KH)	3 Mar 91
	6.67 7.84 16.02 2.13 / 7.85 5.20 2:57.96				Linford Christie 20.6, Darren Braithwaite 20.7, Ade Mafe 20.7, John Regis 20.1		
6499	Ashton Eaton USA	Fayetteville	13 Mar 10				
	6.71 7.73 13.12 2.11 / 7.77 5.10 2:32.67						
6568	Ashton Eaton USA	Tallinn	6 Feb 11				
	6.66 7.77 14.45 2.01 / 7.60 5.20 2:34.74						
6645	Ashton Eaton USA	Istanbul	9 Mar 12				
	6.79 8.16 14.56 2.03 / 7.68 5.20 2:32.77						

Oversized track

6179	Torsten Voss GDR	Senftenberg	7 Jan 84
	6.84 7.32 15.40 2.03 / 8.04 4.90 2:42.0		
6283	Torsten Voss GDR	Senftenberg	27 Jan 85
	6.85 7.59 14.86 2.09 / 8.12 4.90 2:38.5		

Octathlon

1985 Tables	60m	SP	HJ	400m	LJ	60mH	PV	1000m
7084	Christian Plaziat FRA	Vittel	12 Feb 89					
	6.78 14.73 2.10 49.38 / 7.64 7.91 4.80 2:48.08							

World Indoor records are no longer accepted by the IAAF for this event: it was replaced with the Heptathlon by the IAAF Congress in September 1989

5000 Metres Walk

21:50.6	William Plant USA	New York	3 Feb 25
21:19.2	Zigurds Irbe URS	Tallinn	14 Feb 71
20:57.4	Zigurds Irbe URS	Riga	27 Feb 71
20:44.4	Viktor Vavilov URS	Moskva	2 Mar 74
20:30.0	Aivars Rumbenieks URS	Riga	29 Feb 76
20:21.8	Yevgeniy Yevsyukov URS	Leningrad	6 Mar 76
19:50.2	Leonid Vilgota URS	Donetsk	16 Jan 77
19:46.0	Anatoliy Solomin URS	Kiyev	9 Jan 78
19:44.8	Reima Salonen FIN	Turku	4 Feb 78
19:35.8	Reima Salonen FIN	Turku	25 Mar 78
19:32.6	Viktor Dorovskikh URS	Kaunas	8 Jan 80
19:32.6	Valdas Kazlauskas URS	Kaunas	8 Jan 80
19:06.8	Carlo Mattioli ITA	Milano	26 Jan 80
18:59.2	Carlo Mattioli ITA	Milano	19 Feb 80
18:54.6	Nikolay Matveyev URS	Minsk	22 Feb 82
18:44.97	Ronald Weigel GDR	Wien	1 Feb 87
18:27.79	Mikhail Shchennikov URS	Indianapolis	7 Mar 87
18:11.41	Ronald Weigel GDR	Wien	13 Feb 88
18:27.10	Mikhail Shchennikov URS	Budapest	5 Mar 89
18:23.88	Frants Kostyukevich URS	Volgograd	9 Feb 91
18:23.55	Mikhail Shchennikov URS	Sevilla	10 Mar 91
18:23.10	Grigoriy Kornev EUN	Moskva	2 Feb 92
18:15.25	Grigoriy Kornev EUN	Moskva	7 Feb 92
18:07.08	Mikhail Shchennikov RUS	Moskva	14 Feb 95

Unknown irregularity

18:15.91	Mikhail Shchennikov URS	Gomel	4 Feb 89
----------	-------------------------	-------	----------

Oversized track

20:59.6	Anatoliy Vedyakov URS	Leningrad	10 Feb 58
20:36.2	Anatoliy Vedyakov URS	Leningrad	23 Feb 59
20:30.0	Aleksandr Polozkov URS	Leningrad	4 Feb 60

4 x 200 Metres Relay

1:26.3	France	Stuttgart	24 Feb 62
	Paul Genevay, Guy Lagorce, Claude Piquemal, Jocelyn Delecour		
1:26.25	LAC Quelle Fürth FRG	München	26 Jan 80
	Christian Haas, Karl-Heinz Weisenseel, Richard Luxenburger, Reinhold Schlierf		
1:25.45	Canada	Sherbrooke	7 Feb 82
	Tony Sharpe, Mark McKoy, Ben Johnson, Peter Harper		

4 x 400 Metres Relay*y denotes 4 x 440 yards*

3:31.2y	Chicago First Regiment AA USA	Milwaukee	2 Mar 01
	Henry Slack, George Smith, Charles D. Smith, William T. Borden		
3:30.0y	23rd Regiment Athletic Association USA	Buffalo	30 Jan 05
	S. C. Northridge, H. J. Smedley, C. J. Bacon, H. V. Valentine		
3:29.0y	23rd Regiment Athletic Association USA	Brooklyn	11 Nov 05
	C. J. Bacon, H. A. Sedley jr, S. C. Northridge, H. V. Valentine		
3:26.0y	13th Regiment of Brooklyn USA	New York	23 Mar 09
	Harry Hillman, Robertson, James Rosenberger, Holler		
3:25.2y	New York USA	New York	14 Mar 11
	L. B. Dorland, James Rosenberger, Mel Sheppard, Harry Gissing		
3:25.2y	New York AC USA	New York	17 Feb 12
	O. W. De Gruchy, J. W. Richmond, E. Frick, LeRoy Wood		
3:21.0y	All Buffalo USA	Buffalo	17 Apr 20
	Carl Brandt, J. W. Habberfield, Melvin Suttner, Walter Koppisch 49.8		
3:20.6y	Harvard University USA		1 Mar 30
	Vincent Hennessy, Vernon Munroe 48.4, Francis Cummings, Eugene Record 49.6		
3:17.8y	Pennsylvania University USA	New York	7 Mar 31
	Jack Edwards, Horace Steel, Jim Healey, Bill Carr		
3:17.2y	Georgetown University USA	Bronx	25 Mar 42
	Charles Fish, Charles Williams, Hugh James, Hugh Short 48.0		
3:16.9y	New York Pioneer Club USA	New York	9 Mar 57
	Frank Bowens 49.6, Richard Maiocco 49.4, Reggie Pearman 49.0, John Tucker 48.9		
3:16.0y	Villanova University USA	Chicago	16 Mar 57
	Maliff 50.5, Ed Collymore 48.8, Peterson 49.1, Charles Jenkins 47.6		
3:15.7y	New York Pioneer Club USA	New York	16 Mar 57
	Frank Bowens, Richard Maiocco, John Tucker, Reggie Pearman		
3:13.0	OSV Hörde FRG	Stuttgart	11 Mar 61
	Albert Radosch, Otto Klappert, Udo Waldheim, Manfred Kinder		
3:13.8y	Oklahoma State	Manhattan, KS	24 Mar 62
	Chales Strong, Jack Miller, Gary Krause, Bill Stone		
3:12.2y	Texas Southern University USA	Louisville	16 Feb 63
	Lester Milburn 48.5, Artis Barrett 48.5, Charles White, 48.0, Ray Saddler 47.2		
3:11.6	FRG	Stuttgart	14 Feb 64
	Jürgen Jänisch, Willi Holdorf, Hannes Schmitt, Jens Ulbricht		
3:11.1y	Texas Southern University USA	Louisville	27 Feb 65
	Herb Stevens 48.0, Jim Hines 48.4, Clyde Duncan 48.0, Ray Saddler 46.7		
3:11.1y	Southern University USA	Louisville	12 Feb 66
	Robert Johnson 48.9, Tony Gates 48.5, Everett Mason 47.6, Theron Lewis 46.1		
3:10.2y	Southern University USA	Louisville	18 Feb 67
	Oliver Ford 48.1, Everett Mason 47.5, Robert Johnson 47.9, Tony Gates 46.7		
3:10.2	VfB Stuttgart FRG	West Berlin	21 Feb 70
	Dieter Hübner, Herbert Moser, Ulrich Strohhäcker, Helmar Müller		
3:05.9	USSR	Wien	14 Mar 70
	Yevgeniy Borisenko 47.5, Yuriy Zorin 46.5, Boris Savchuk 46.3, Aleksandr Bratchikov 45.6		

MARK	TEAM	VENUE	DATE	MARK	TEAM	VENUE	DATE
3:05.21	United States	Glasgow (KH)	10 Mar 89	7:39.8y	Seton Hall College USA	New York	28 Feb 42
	Clarence Daniel 46.4, Chip Jenkins 46.1, Ken Lowery 46.2, Mark Rowe 46.5				Anthony Luciano, Frank Fletcher, Robert Rainier, Chester Lipski		
3:03.05	Germany	Sevilla	10 Mar 91	7:33.9y	Seton Hall College USA	Bronx	25 Mar 42
	Rico Lieder 46.53, Jens Carlowitz 45.15, Karsten Just 46.35, Thomas Schönlebe 45.02				Anthony Luciano, Frank Fletcher, Robert Rainier, Chester Lipski		
3:02.83	United States	Maebashi	7 Mar 99	7:32.8y	Manhattan College USA	New York	3 Feb 61
	Andre Morris 45.85, Dameon Johnson 46.18, Deon Minor 46.05, Milton Campbell 44.75				John Corry 1:55.1, Kye Courtney 1:54.2, Larry St Clair 1:51.8, Artie Evans 1:51.7		
3:01.96	United States All-Star Team	Fayetteville	11 Feb 06	7:30.8y	Kansas State University USA	Chicago	9 Mar 62
	Kerron Clement 46.10, Wallace Spearmon 45.94, Darold Williamson 45.18, Jeremy Wariner 44.74				Kirk Hagan 1:52.0, Tonnie Coane 1:54.8, Bill Thornton 1:52.8, Bill Dotson 1:51.2		
<i>Mixed nationalities and oversized track</i>							
3:04.73A	University of Missouri INT	Flagstaff	2 Mar 85	7:29.1y	Kansas State University USA	Manhattan, KS	24 Mar 62
	Daniel Ogidi NGR, John Okoye NGR, Herbert Johnson USA, Henry Amike NGR				Kirk Hagan 1:54.7, Tonnie Coane 1:52.1, Bill Thornton 1:52.0, Bill Dotson 1:50.3		
3:02.95A	Southern Methodist University INT	Flagstaff	2 Mar 85	7:29.0y	Georgetown University USA	Louisville	16 Feb 63
	Harold Spells USA 45.8, Sven Nylander SWE 45.5, Rod Jones USA 46.9, Kevin Robinzine USA 44.8				Charlie McGovern 1:55.0, Ed Schmitt 1:54.0, Ed Duchini 1:50.0, John Reilly 1:50.0		
<i>Mixed nationalities</i>							
3:15.4y	Grand Street Boys Club INT	New York	29 Jan 53	7:25.8	France	Stuttgart	14 Feb 64
	Andy Stanfield USA 50.5, George Rhoden JAM 49.1, Herb McKenley JAM 47.6, Mal Whitfield USA 48.2				Maurice Lurot, Jean-Claude Durand, Gérard Vervoort, Michel Samper		
3:14.4y	Grand Street Boys Club INT	Buffalo	21 Mar 53	7:25.6yA	49ers Track Club USA	Albuquerque	28 Jan 67
	Herb McKenley JAM 48.2, Andy Stanfield USA 49.8, George Rhoden JAM 48.5, Mal Whitfield USA 47.9				Harry McCalla 1:52.9, Darryl Taylor 1:51.4, Tom Von Ruden 1:49.2, Preston Davis 1:52.1		
<i>Unofficial competition</i>							
3:17.0y	Seton Hall College USA	Bronx	21 Mar 42	7:25.6y	Fort McArthur USA	Louisville	17 Feb 68
	Janiak, Cullen, Stafurik, Sovetts				Jim Kemp 1:52.0, Bob Day 1:54.3, Tom Von Ruden 1:48.7, Preston Davis 1:50.5		
<i>Oversized track</i>							
3:17.8y	New York University USA	Bronx	5 Mar 32	7:25.4y	University of Chicago TC USA	Louisville	15 Feb 69
	Joe Healey, Sandler, Schleffar, Hoffman				Bob O'Connor 1:51.9, Ken Sparks 1:50.4, John Kenton 1:52.7, Lowell Paul 1:50.4		
3:17.0y	Pennsylvania University USA	Bronx	4 Mar 33	7:17.8 USSR	Sofiya	14 Mar 71	
	Jack Edwards, Howard Jones, Bill Carr, Jim Healey				Valeriy Taratynov, Stanislav Meshcherskikh, Aleksey Taranov, Viktor Semyashkin		
3:15.2y	Fordham University USA	Hanover, NH	15 Mar 39	7:13.94 Global Athletics & Marketing USA	Boston (Roxbury)	6 Feb 00	
	Ralph St, Pierre, George Leary, Frank Slater, Wes Wallace				Joey Woody 1:49.34, Karl Paranya 1:48.31, Rich Kenah 1:48.48, David Krummenacker 1:47.81		
3:15.0y	New York University USA	Hanover, NH	14 Mar 40	<i>Mixed nationalities</i>			
	Stanley Braun, James McPoland, Harold Bogrow, Jim Herbert			7:26.4y	Villanova University	Boston	1 Feb 64
3:09.6y	Rice University USA	Houston	24 Jan 69		Vic Zwolak USA 1:55.1, Al Adams USA 1:51.8, Tom Sullivan USA 1:50.8, Noel Carroll IRL 1:48.7		
	Bill Askey 48.7 Steve Straub 47.0, Dale Bernauer 47.7, Conley Brown 46.2			7:24.9y	Villanova University	Louisville	15 Feb 64
3:08.4y	Texas A & M University USA	Houston	25 Jan 69		Jim Orr USA, Al Adams USA, Tom Sullivan USA, Noel Carroll IRL 1:48.8		
	Stan McDaniel 48.5, David Matina 46.9, Eddie Canada 47.2, Dave Morton 45.8			7:24.6y	Villanova University	Louisville	27 Feb 65
3:05.7y	Texas A & M University USA	Houston	14 Feb 70		Jim Orr USA, Al Adams USA, Tom Sullivan USA, Noel Carroll IRL		
	Harold McMahan, Marvin Mills, Willie Blackmon, Curtis Mills			7:23.7y	Villanova University	Louisville	17 Feb 68
3:03.40A	Baylor University USA	Flagstaff	2 Mar 85		Ian Hamilton IRL 1:51.6, Charlie Messenger USA 1:53.2, Frank Murphy IRL 1:49.8, Dave Patrick USA 1:49.1		
	Darnell Chase, Derwin Graham, Johnny Thomas, Willie Caldwell			7:22.8y	Villanova University	Louisville	15 Feb 69
3:03.34A	University of Arkansas USA	Flagstaff	2 Mar 85		Andy O'Reilly 1:51.3, Chris Mason GBR 1:51.0, Marty Liquori USA 1:50.6, Frank Murphy IRL 1:49.9		
	Bill DuPont, Charles Moss, Fred Cleary, Roddie Haley			7:17.45	Clemson University	Indianapolis	11 Mar 89
4 x 800 Metres Relay							
	<i>y denotes 4 x 880 yards</i>				Michael Radziwinski USA 1:51.0, David Wittman USA 1:49.7, Philip Greyling RSA 1:48.6, Terrance Herrington USA 1:47.7		
8:09.8y	Yale University USA	New York	8 Mar 04	<i>Oversized track</i>			
	S. R. Burnap, D. N. Moffat, J. M. Cates, Eli Parsons			7:23.7y	Kansas State University USA	Houston	25 Jan 69
7:59.0y	Yale University USA	Buffalo	19 Mar 04		Dave Peterson 1:50.3, Jerome Howe 1:52.5, Robert Barratti 1:50.7, Ken Swenson 1:50.2		
	E. J. Clapp, J. M. Cates, S. R. Burnap, Eli Parsons 1:54.6			7:22.4y	Kansas State University	Houston	13 Feb 70
7:58.4y	Yale University USA	Buffalo	26 Mar 05		Dale Alexander, Robert Barratti, Dave Peterson, Ken Swenson		
	J. M. Cates, S. R. Burnap, C. D. Hill, Eli Parsons			7:19.8y	University of Wisconsin	Houston	13 Feb 71
7:57.8y	Pennsylvania State USA	New York	1 Feb 22		Chuck Curtis, Chuck Baker, Don Vandrey, Mark Winzenried		
	Edgerton, Schuyler Enck, Alan Helfrich, Shields			7:17.0y	Santa Monica Track Club	Houston	16 Feb 80
7:55.2y	University of Pennsylvania USA	New York	11 Mar 22		Gerald Masterson, Don Frichtel, Johnny Gray, David Rafferty		
	L. Brown, G. Meredith, J. Holden, E. McMullen						
7:41.6y	Georgetown University USA	New York	7 Mar 25				
	Edward Swinburne, Edward Brooks, John Holden, George Marsters						

BEST NATIONAL PLACINGS

This section shows the best position achieved by each country in every IAAF World Indoor Championship event. Where possible the country of origin of athletes representing the former Czechoslovakia, USSR or Yugoslavia is given. The best placings of athletes from the FRG and GDR are listed under GER.

COUNTRY	POSITION	NAME	MARK	YEAR	COUNTRY	POSITION	NAME	MARK	YEAR
60 Metres					DMA	5h7	Sherwin James	6.92	2004
AHO	3s3	Churandy Martina	6.65	2010	DOM	4h4	Modesto Castillo	6.85	1985
AIA	6h6	Trevor Davis	7.21	1987	EGY	4s1	Amr Seoud	6.69	2008
	6h1	Timothy Brooks	7.05	1999	ESP	3s3	Venancio José	6.61	2001
	6h4	Kieron Rogers	7.04	2012	EST	5h1	Argo Golberg	6.77	2003
ALB	7h7	Arben Maka	7.00	2001	FIJ	5h5	Roy Ravana	7.17	2012
AND	6h5	Mikel De Sa	7.51	2012	FIN	7	Markus Pöyhönen	6.65	2003
ANG	5h5	Afonso Deslandes	7.23	1991	FRA	5	Bruno Marie-Rose	6.73	1985
ANT	3	Daniel Bailey	6.57	2010	FSM	6h7	Jack Howard	7.02	2004
ARG	4h5	Gabriel Simón	6.96	1997		6h4	Jack Howard	7.13	2008
ARM	5h1	Vahagn Javakhyan	6.99	2001		6h2	John Howard	7.30	2010
ARU	8s2	Miguel Janssen	6.83	1995	GAB	5h6	Patrick Mocci-Raoumbé	6.80	1999
AUS	4	Matt Shirvington	6.52	1999	GBR	1	Jason Gardener	6.49	2004
AUT	4s1	Andreas Berger	6.62	1989		1	Dwain Chambers	6.48	2010
	4s2	Andreas Berger	6.68	1991	GBS	3h7	Holder da Silva	6.95	2012
AZE	4h6	Ramil Guliyev	6.84	2008	GEQ	8h4	Norberto Nsue	7.27	1999
BAH	4s3	Rodney Green	6.65	2010		8h1	Reginaldo Micha	7.72	2008
BAN	5h1	Mesbah Ahmed	7.04	2012	GER	5	Marc Blume	6.59	1995
BEL	3	Ronald Desruelles	6.68	1985	GHA	2	John Myles-Mills	6.59	1989
BEN	6h7	Billiaminou Alao	7.17	1995	GIB	7h7	Dominic Carroll	7.50	2012
	6h2	Pascal Dangbo	6.94	1997	GRE	1	Háris Papadias	6.50	1997
BER	6s2	William Trott	6.71	1987	GUA	4h2	Rolando Blanco	6.82	2001
BHU	dns/h5	Chencho Gyeltshen	-	2012	GUI	5h7	Theodore Haba	6.95	1997
BIH	7h4	Branislav Jajcinin	7.12	1995		5h1	Sylla Alseny Kobele	6.97	1999
BLR	4h3	Maksim Lynsha	6.85	2006	GUM	7h2	Michael Alecto	7.27	2008
BOL	6h3	Guillermo Saucedo	7.08	1989	GUY	4s2	Jeremy Bascom	6.77	2012
	6h2	Guillermo Saucedo	7.20	1991	HKG	4h5	Leung Chun Wai	6.97	2008
BRA	5	Vicente de Lima	6.60	2008		4h2	Lai Chun Ho	6.88	2010
BRN	7h2	Khalid Jouma	6.97	1995		4h7	Lai Chun Ho	6.97	2012
BRU	7h8	Shahriful Bahrin Zainal	7.44	2008	HON	3h8	Rolando Palacios	6.83	2008
BUL	4s1	Valentin Atanasov	6.67	1987	HUN	5	Gábor Dobos	6.64	2003
BUR	5h5	Idrissa Sanou	6.95	2001	INA	6s2	Mohamed Yuhdi Purnomo	6.78	1985
	5h5	Idrissa Sanou	7.03	2008	IRI	6s3	Abdolsadegh Gorgani	6.73	1995
CAF	4h9	Valentin Ngbogo	7.04	1997		6s2	Reza Ghasemi	6.79	2012
CAN	1	Ben Johnson	6.62	1985	IRL	5h6	Gary Ryan	6.83	2004
	1	Bruny Surin	6.50	1993	IRQ	5h4	Hasanain Zubaiyen	6.98	2012
	1	Bruny Surin	6.46	1995	ISL	5h1	Einar Thor Einarsson	6.91	1991
CAY	6s3	Kareem Streete-Thompson	6.64	2004	ISR	3h7	Alexander Trambich	6.93	2008
CGO	6s2	Roger Angouono-Moke	6.70	2003	ISV	8s2	Adrian Durant	6.86	2008
CHA	8h2	Brahim Abdoulaye	7.17	1999	ITA	3	Pierfrancesco Pavoni	6.59	1987
	8h5	Djokoloum Mobebe	7.20	2004		3	Pierfrancesco Pavoni	6.61	1989
CHI	4s1	Kael Becerra	6.70	2006	JAM	2	Michael Green	6.51	1997
CHN	5s2	Li Tao	6.70	1987		2	Nesta Carter	6.54	2012
	5s1	Chen Wenzhong	6.67	1997	JOR	6h1	Khalil Al-Hanahneh	7.14	2008
	5s3	Su Bingtian	6.74	2012	JPN	4s1	Koji Ito	6.62	1999
CIV	4s2	Ibrahim Meité	6.63	1995	KAZ	8	Vitaliy Savin	6.65	1995
	4s2	Eric N'Dri	6.70	2006	KEN	7h2	Simeon Kipkemboi	7.12	1987
CMR	7s3	Samuel Nchinda	6.83	1991	KGZ	7h2	Valeriy Ponomarev	7.38	2012
COD	8h1	Ghislain Nsimba	7.47	2012	KIR	6h7	George Pine	7.46	2010
COK	6h1	Harmon Harmon	7.23	2004		6h3	Nooa Takooa	7.57	2012
COL	4h7	Robinson Urrutia	6.89	1995	KOR	3h1	Sim Deok-Seop	6.89	1985
COM	6h2	Moudjib Toyb	7.03	2008	KSA	5h3	Yaser Al-Nasri	6.83	2010
CRC	4h8	Joseph Colville	7.05	2001	KUW	5h6	Saad Al-Mutary	6.89	1993
CRO	5s2	Dejan Vojnovic	6.68	2003		5h3	Hamed Sadeq	6.92	1997
CUB	1	Andrés Simón	6.52	1989	LAO	5h7	Kilakone Siphonexay	7.41	2008
CYP	5s3	Prodromos Katsantonis	6.66	2003	LBR	4s1	Koijan Morlu	6.67	2010
CZE	3h6	Jirí Valík	6.74	1993	LCA	2h1	John Albertie	6.91	1987
	3h7	Ivo Krsek	6.77	1997	LES	5h7	Mosito Lehata	7.00	2012
DEN	5h1	Lars Pedersen	6.92	1985	LIB	4h3	Fadi Micaelian	7.21	1985
	5h3	Lars Hummel	6.97	1987	LTU	3s1	Rytis Sakalauskas	6.69	2012
	5h4	Martin Krabbe	6.79	2010	LUX	4h4	Daniel Abenzoar-Foule	6.76	2006

COUNTRY	POSITION	NAME	MARK	YEAR	COUNTRY	POSITION	NAME	MARK	YEAR
GHA	4h3	Emmanuel Tuffuor	22.09	1989	ZAM	4h3	Clinton Bufuku	22.66	1991
GRE	3s2	Aléxios Alexópoulos	20.98	1999	ZIM	5h5	Charles Chicksen	22.84	1987
HUN	4s2	Attila Kovács	21.79	1987	400 Metres				
INA	5s1	Mohamed Yuhdi Purnomo	21.58	1985	ALG	3h3	Amar Hecini	47.95	1991
IRL	3s3	Paul Brizzel	20.96	2003	AUS	3	Darren Clark	46.45	1993
	3s2	Gary Ryan	21.13	2003	AUT	4h3	Clemens Zeller	47.34	2008
ISR	dq/h2	Itai Iluz	-	1989		4h3	Clemens Zeller	47.39	2010
ISV	5s3	Neville Hodge	22.26	1987	AZE	4h4	Dmitriy Chumichkin	48.11	2003
ITA	4	Sandro Floris	21.31	1989		4h2	Valentin Bulichev	48.26	2006
JAM	4	Chris Williams	21.12	2001	BAH	1	Chris Brown	45.96	2010
JPN	5	Koji Ito	20.95	1999	BAR	6s2	Elvis Forde	47.42	1987
KAZ	3s1	Gennadiy Chernovol	21.28	2001	BEL	5s2	Cédric Van Branteghem	47.01	2003
KEN	3h4	John Anzrah	22.40	1987	BEN	5h1	Yaovi Gougou	51.20	2012
KUW	4h1	Jassim Al-Dowaila	22.63	1985	BER	4h4	Troy Douglas	48.46	1989
LAT	dq/h3	Vyacheslav Kocheryagin	-	1993		4h2	Troy Douglas	47.55	1993
LBR	3h2	William George	23.59	1987	BOT	2	California Molefe	45.75	2006
LCA	dq/h4	John Rosery	-	1993	BRA	3s3	Sanderlei Parrela	46.33	1997
MAC	4h5	Chao Un Kei	22.42	2003		3s2	Sanderlei Parrela	46.39	1999
MAR	5h4	Benyoune Lahlou	22.08	1991	BRN	4h3	Ahmed Hamada	48.80	1985
MDV	dq/h5	Sultan Said	-	2004	BRU	5h5	Hafiy Tajuddin Rositi	51.02	2012
MEX	4s2	Juan Pedro Toledo	21.13	1999	BUL	5s2	Momchil Kharizanov	47.18	1987
MHL	dq/h3	Roman Cress	-	2003	CAN	1	Tyler Christopher	45.67	2008
MNT	5h7	Kwame Galloway	24.32	1999	CIV	6	Gabriel Tiacoh	47.35	1989
MRI	4h1	Christian Boda	22.14	1991	COD	3	Gary Kikaya	46.30	2004
MTN	5h6	Mohamed Ould Brahim	23.94	1995	COL	4h1	Wilson Cañizales	49.32	1995
NAM	1	Frankie Fredericks	20.10	1999	COM	3h3	Bacar Jannot	49.58	2012
NCA	dq/h7	Jorge Conde	-	2004	CRC	1	Nery Brenes	45.11	2012
NED	3	Patrick van Balkom	20.96	2001	CRO	5h5	Darko Juricic	47.36	1999
NGR	3	Francis Obikwelu	21.10	1997	CUB	2	Roberto Hernández	46.09	1987
NOR	1	Geir Moen	20.58	1995		2	Williams Collazo	46.31	2010
NZL	3s3	Chris Donaldson	21.02	1999	CYP	3h5	Evrripides Demosthenous	47.95	1995
OMA	4h3	Hamoud Al-Dalhami	21.99	1999	CZE	5	Pavel Maslák	46.19	2012
	4h3	Hamoud Al-Dalhami	21.99	2001	DMA	4s2	Chris Lloyd	46.92	2008
	4h4	Hamoud Al-Dalhami	21.97	2004	DOM	4s2	Félix Sánchez	47.29	2001
PAN	4h1	Anghelo Edmund	22.34	2001		4s3	Luguelín Santos	46.83	2012
PER	dns/s2	Marco Mautino	-	1987	EGY	4h4	Ahmed Ghanem	48.77	1985
PLW	4h6	Russel Roman	23.68	2004		4h4	Ahmed Ghanem	48.25	1987
POL	6	Marcin Urbás	21.49	2004	ESA	4h4	Takeshi Fujiwara	48.96	2012
POR	dns/s1	Luís Cuñha	-	1989	ESP	3	Cayetano Cornet	46.40	1989
ROU	4s3	Daniel Cojocar	21.41	1991		3	Cayetano Cornet	46.52	1991
RUS	6s2	Andrey Fedoriv	21.19	1993	ETH	4s1	Alemayehu Gudeta	46.96	1989
SEN	4s1	Oumar Loum	21.49	2001	FRA	4s3	Fred Mango	47.06	1999
SEY	dq/h1	Cyril Brioche	-	1987	GAM	5h4	Dawda Jallow	50.00	1987
SLE	4h2	Aliou Camara	22.26	2001	GBR	1	Jamie Baulch	45.73	1999
SLO	4	Matic Osovnikar	21.17	2003		1	Daniel Caines	46.40	2001
SOL	4h3	Chris Walasi	23.83	2004	GEO	4h6	Nika Kartavtsevi	48.27	2012
SUI	4s1	Kevin Widmer	21.31	1993	GER	1	Thomas Schönlebe (GDR)	45.60	1985
SWE	2	Johan Wissman	20.72	2004	GRE	6s3	Periklís Iakovákis	47.23	1999
SWZ	5h4	Mphelave Dlamini	22.57	1999	GRN	1	Alleyne Francique	45.88	2004
SYR	3h3	Nabil Nahri	23.47	1985		1	Alleyne Francique	45.54	2006
TAN	4h6	Christopher Mbilo	22.35	1991	GUM	6h4	Matthew Pangelinan	55.33	2010
TCH	6s2	Jirí Valík (CZE)	22.41	1991		6h6	Jeofry Limtiaco	53.67	2012
TKS	5h6	Rodney Cox	23.05	1987	HUN	5s2	Dusán Kovács	47.23	1997
TOG	5h5	Boévi Lawson	21.96	1995	IRL	=3	Paul McKee	45.99	2003
TPE	4h4	Chen Tien-Wen	21.82	1999	ISL	3h1	Adalstein Bernhardtsson	50.37	1985
	4h5	Chen Tien-Wen	21.88	2001	ISV	4	Tabarie Henry	45.96	2012
TTO	dnf	Ato Boldon	-	1997	ITA	4s1	Ashraf Saber	47.33	1995
TUR	5h1	Ayhan Bodur	22.47	1989	JAM	1	Devon Morris	46.17	1991
	5h2	Bülent Eren	22.15	1995	JPN	3	Shunji Karube	45.76	1997
UGA	5h4	Sunday Olweny	23.02	1987	KEN	2	Samson Kitur	46.21	1991
UKR	dns	Sergey Osovich	-	1995	KOR	5	Son Ju-Il	46.90	1995
URS	1	Aleksandr Yevgenyev (RUS)	20.95	1985	KUW	4h1	Khaled Hussein Mahmoud	50.50	1985
URU	3h6	Heber Viera	21.55	2001	MAC	5h1	Cheong Man Fong	55.17	2004
USA	1	Kirk Baptiste	20.73	1987	MAR	4s1	Abdel Ali Kasbane	47.05	1991
	1	James Trapp	20.63	1993	MAS	4h1	Nordin Mohamed Jadi	50.34	1987
	1	Kevin Little	20.40	1997	MAW	6h3	Moses Kondowe	50.39	1999
	1	Shawn Crawford	20.63	2001	MDA	4h4	Vadim Zadoynov	48.18	1997
VIN	5h3	Lenford O'Garro	22.65	1987					
YEM	5h4	Mohamed Samantar (PRY)	22.95	1985					

COUNTRY	POSITION	NAME	MARK	YEAR	COUNTRY	POSITION	NAME	MARK	YEAR
MEX	3	Alejandro Cárdenas	46.02	1999	BOL	5h3	Fadrique Iglesias	1:52.93	2003
MKD	5h4	Kristijan Efremov	50.23	2012		5h2	Fadrique Iglesias	1:50.65	2006
MLI	4h5	Mamoudou Hanne	48.44	2008		5h2	Fadrique Iglesias	1:50.55	2008
MRI	4h2	Christian Boda	49.47	1991	BOT	5	Glody Dube	1:46.90	2001
	4h4	Desiré Pierre-Louis	48.14	1995	BRA	1	José Luiz Barbosa	1:47.49	1987
MTN	5h3	Mandiaye Seck	51.70	1997	BRN	2	Rashid Ramzi	1:46.15	2004
NED	6	Arjen Vissermann	47.11	1987	BUL	4s2	Miroslav Chochkov	1:48.40	1991
NGR	1	Sunday Bada	45.51	1997	CAM	6h4	Kieng Samorn	1:59.14	2012
OMA	6h5	Hussein Al-Fedheili	55.15	2012	CAN	3	Simon Hoogewerf	1:47.88	1991
PAK	5h5	Muhammad Amin	50.23	1995	CGO	6h1	Jean-Bosco Mondzomba	1:56.23	1991
PAN	5h3	Román Basil	49.46	2003	CHI	6s2	Pablo Squella	1:50.60	1991
PAR	5h2	Julio Caballero	50.95	1991		6s1	Pablo Squella	1:50.25	1993
PER	6h5	Alberto Izu	51.19	1985	COD	5h4	Elie Monga	1:57.02	2010
PHI	4h5	Isidro del Prado	48.35	1985	COL	dnf/s2	Rafith Rodríguez	-	2012
	4h2	Romeo Gido	47.63	1989	CUB	dnf/s1	Norberto Téllez	-	1999
PLE	5h6	Bahaa Al-Farra	51.65	2012	CYP	5h4	Constantinos Chatzimarcou	1:53.10	2001
PLW	5h5	Nicholas Mangham	54.80	2006	CZE	2	Jakub Holuša	1:48.62	2012
PNG	4h1	Wala Gime	48.85	2012	DEN	1	Wilson Kipketer	1:42.67	1997
POL	4	Robert Maćkowiak	45.94	1997	ESP	1	Colomán Trabado	1:47.42	1985
POR	4	Carlos Silva	46.87	1995	ETH	1	Mohammed Aman	1:48.36	2012
PYF	4h3	Isaac Yaya	48.45	2006	FRA	5	André Lavie	1:50.29	1985
QAT	dq/s2	Ibrahim Ismail	-	1993	GBR	1	Tom McKean	1:47.29	1993
	dns/s2	Ibrahim Ismail	-	1995	GEQ	5h4	Benjamín Enzema	1:58.19	2012
ROU	4s1	Ioan Vieru	47.01	2003	GER	3	Nico Motchebon	1:48.15	1993
RSA	3h5	John Lawson	48.43	1993		3	Nico Motchebon	1:45.74	1999
RUS	3	Mikhail Vdovin	46.65	1995	GHA	4s1	Kennedy Osei	1:48.40	1997
RWA	4h6	Emmanuel Rubayiza	50.25	1997	GUA	5h2	Arisk Perdomo	1:55.66	1995
SEN	4	Amadou Dia Bâ	46.94	1985	GUI	dnf/h4	Lamine Bangoura	-	2008
SLO	3s3	Matija Šestak	46.84	1999	GUY	5h3	Ian Roberts	1:53.09	1999
SRI	4h3	Rohan Pradeep Kumara	48.02	2001		5h5	Deon Bascom	1:55.88	2008
SUD	dq/s2	Rabah Yousif	-	2012	HAI	6s3	Jean-Marc Destine	1:51.59	1997
SUI	5s3	Mathias Rusterholz	47.16	1997	HKG	7h1	Yeung Sai Mo	1:56.47	1985
SWE	2	Johan Wissman	46.04	2008	HUN	4	Balázs Korányi	1:46.47	1999
SYR	dns/h2	Nabil Nahri	-	1985	IRI	4s3	Ehsan Mohajershajaei	1:49.32	2008
TAN	4h1	Christopher Mbilo	48.40	1991	IRL	5	James Nolan	1:47.77	1999
TTO	2	Ian Morris	46.09	1989	ISR	5h6	Dustin Emrani	1:54.20	2012
TUN	4	Sofiène Labidi	46.48	2004	ITA	3	Tonino Viali	1:46.95	1989
TUR	5s2	Ali Ekber Kayas	48.16	2012	JAM	1	Clive Terrelonge	1:47.30	1995
UGA	4h2	Mike Okot	50.19	1985	JPN	3h3	Tomonari Ono	1:51.80	1995
	4h1	Francis Ogola	48.06	1993	KEN	1	Paul Ereng	1:44.84	1989
UKR	3h3	Valentin Kulbatskiy	47.76	1997		1	Paul Ereng	1:47.08	1991
	3h1	Aleksey Rachkovsky	47.13	2006		1	Wilfred Bungei	1:47.15	2006
URS	dnf/h2	Dmitriy Golovastov (RUS)	-	1991	KGZ	3h3	Boris Kaveshnikov	1:52.96	1997
URU	4h4	Andrés Silva	47.54	2008	KOR	6s2	Lee Jin-Il	1:50.46	1993
	4h3	Andrés Silva	51.93	2012	KUW	3h3	Mohamed Al-Azimi	1:50.41	2003
USA	1	Antonio McKay	45.98	1987	LAT	4	Dmitrijs Miļkevičs	1:48.01	2006
	1	Antonio McKay	45.59	1989		4	Dmitrijs Miļkevičs	1:45.72	2008
	1	Butch Reynolds	45.26	1993	LBA	6h2	Aboubaker El-Gatrouni	1:52.64	2004
	1	Darnell Hall	46.17	1995	LIE	6h5	Florian Hilti	1:59.91	2008
	1	Tyree Washington	45.34	2003	LTU	4h5	Vitalij Kozlov	1:50.92	2010
VIN	5s1	Eswort Coombs	47.63	1995	LUX	4h4	David Fiegen	1:50.02	2004
YUG	4	Slobodan Branković (SRB)	46.48	1989	MAD	4h3	Joseph Rakotoarimanana	1:53.28	1997
ZAM	5s1	Cephas Lemba	47.16	1993	MAR	2	Mahjoub Haïda	1:45.76	1997
ZIM	3h1	Lloyd Zvasiya	47.81	2004	MAW	6h1	Kondawi Chiwina	1:54.49	2004
					MDV	6h2	Naseer Ismail	1:58.17	1999
					MEX	5h3	Mauricio Hernández	1:50.85	1987
					MGL	6h1	Puntsagosor Purevsuren	1:55.76	1997
					MLI	4h3	Moussa Camara	1:52.62	2012
					MON	4h1	Brice Etès	1:53.52	2010
					MOZ	6h2	Amilcar Leal	1:55.19	2001
					NCA	5h2	Edgard Cortés	1:58.47	2010
					NED	5	Marko Koers	1:46.43	1997
						5	Bram Som	1:47.00	2003
					NOR	4	Tor-Øyvind Ødegaard	1:48.34	1995
					NZL	4h3	Shaun Farrell	1:52.48	1999
						4h1	Mark Rodgers	1:49.25	2001
					PAK	5h3	Nadir Khan	1:52.08	1991
					PAR	8h2	Porfirio Méndez	1:56.87	1987
					PHI	6h4	John Lozada	1:54.10	2001

800 Metres

ALB	4h1	Nimet Gashi	1:54.70	2012
ALG	5s1	Ahmed Bel Kessam	1:50.18	1991
ANT	7h2	Dale Jones	1:54.56	1987
ARG	5h2	Luis Migueles	1:53.89	1985
	5h5	Luis Migueles	1:49.00	1991
ARM	5h6	Avetik Arakelian	1:53.44	2004
	5h5	Ashot Hayrapetyan	1:58.21	2012
AUT	4s3	Andreas Rapatz	1:48.15	2012
	4s2	Raphael Pallitsch	1:49.42	2012
BAR	4h3	Milton Browne	1:51.60	2001
BDI	2	Charles Nkazamyampi	1:47.62	1993
BEL	4	Luc Bernaert	1:48.30	1993

COUNTRY	POSITION	NAME	MARK	YEAR	COUNTRY	POSITION	NAME	MARK	YEAR
PLE	4h5	Abdel Salam Al-Dabajy	1:53.48	2004	GRE	6h2	Spyridon Hristopoulos	3:44.46	1993
POL	3	Adam Kszczot	1:46.69	2010	GUA	10h2	Alberto López	4:06.93	1987
POR	3h4	João Pires	1:50.13	2001	HUN	5h2	László Tóth	3:44.99	1989
QAT	5s1	Abdulrahman Suleiman	1:47.87	2006		5h1	Balázs Tölgyesi	3:41.94	1997
ROU	4	Petru Drăgoescu	1:48.34	1985	IRI	6h2	Sayed Hamid Sajjadi	3:48.32	1989
RSA	1	Johan Botha	1:45.47	1999	IRL	1	Marcus O'Sullivan	3:39.04	1987
	1	Mbulaeni Mulaudzi	1:45.71	2004		1	Marcus O'Sullivan	3:36.64	1989
RUS	1	Yuriy Borzakovsky	1:44.49	2001		1	Marcus O'Sullivan	3:45.00	1993
SAM	6h4	Iulio Lafai	2:07.08	2010	ISL	7h1	Björn Margeirsson	3:49.22	2006
SEN	7	Babacar Niang	1:48.33	1987	ITA	5	Riccardo Materazzi	3:43.56	1985
SEY	5h1	Gaylord Silly	1:54.93	2012	JPN	8h2	Kiyoharo Sato	3:49.26	1999
SLO	4h5	Vid Tršan	1:53.64	2012	KEN	1	Paul Korir	3:52.31	2004
SMR	5h4	Glauco Martino	1:59.25	2006	KGZ	7h3	Sergey Pakura	3:50.86	2006
SUD	1	Abubaker Kaki	1:44.81	2008	KSA	8h2	Mohamed Shaween	3:45.12	2012
	1	Abubaker Kaki	1:46.23	2010	MAR	1	Hicham El Guerrouj	3:44.54	1995
SUI	3	André Bucher	1:46.46	2001		1	Hicham El Guerrouj	3:35.31	1997
SUR	4h3	Tommy Asinga	1:51.83	1995		1	Abdalaati Iguider	3:45.21	2012
SVK	6s2	Jozef Repčík	1:48.61	2008	MAW	9h2	Francis Munthali	3:58.23	1995
SWE	4s2	Torbjörn Johansson	1:50.19	1995	MEX	7h1	Mauricio Hernández	3:49.77	1987
SYR	4h2	Mahmoud Al-Kheirat	1:53.12	1995	MLI	10h2	Youssef Diallo	4:06.70	2001
TAN	5h4	Morris Okinda	1:55.42	1991	MTN	12h1	Abdallahi Cheikh	4:47.24	2012
TJK	4h6	Farkhod Kuralov	1:52.61	2012	MYA	9h2	Maung Chet	4:04.65	2008
TKM	6h1	Nazar Begliyev	1:54.07	2003	NED	3	Han Kulker	3:39.51	1987
	6h6	Nazar Begliyev	1:54.72	2004	NZL	dq	Nick Willis	-	2008
TTO	3h5	Jamaal James	1:52.71	2012	PAK	9h2	Saad Jalal Uddin	4:03.43	2001
TUR	5h3	Halit Kiliç	1:54.06	2012	POL	4	Mirosław Zerkowski	3:42.21	1985
UGA	4s2	Abraham Chepkirwok	1:48.30	2008	POR	1	Rui Silva	3:51.06	2001
URS	2	Vladimir Graudyn (RUS)	1:47.68	1987	PUR	5h1	David Freeman	3:45.36	2006
USA	1	David Krummenacker	1:45.69	2003	QAT	4h2	Dahame Najim Bashir	3:41.87	2006
VAN	6h2	Arnold Sorina	1:54.44	2012	ROU	6h2	Costel Ene	3:53.56	1985
VEN	6s2	William Wuycke	1:53.52	1989	RSA	6	Juan van Deventer	3:43.77	2010
YUG	6	Slobodan Popović (SRB)	1:48.07	1987	RUS	5	Vyacheslav Shabunin	3:45.40	1995
ZAM	6h4	Reuben Silwimba	1:56.20	1997	RWA	9h2	Alexis Sharangabo	3:49.81	1999
ZIM	6	Savieri Ngidhi	1:47.79	1999	SRB	6h3	Goran Nava	3:42.79	2010

1500 Metres

ALG	1	Noureddine Morceli	3:41.57	1991	SUD	7h1	Omer Khalifa	3:48.41	1985
ANG	dns/h1	João N'Tyamba	-	1995	SUI	7h1	Peter Philipp	3:40.93	2001
ANT	9h2	Dale Jones	4:04.14	1987	SWE	7h2	Patrik Johansson	3:49.81	1995
AUS	1	Mike Hillardt	3:40.27	1985	SWZ	9h1	Sipho Dlamini	3:52.44	1993
BDI	8h3	Gilbert Mvuyikuri	3:51.78	1997	TCH	6	Radim Kunčický (CZE)	3:39.97	1989
BEL	8	Marc Corstjens	3:46.69	1993	TJK	8h3	Ajmal Amirov	3:51.75	2006
BHU	dnf/h2	Sampa Dendup	-	1999	TTO	8h1	Sheldon Monderoy	3:47.36	1999
BOT	6h2	Mbiganyi Thee	3:44.33	1987	TUN	6	Ali Hakimi	3:39.91	1997
	6h1	Mbiganyi Thee	3:48.85	1989		6	Ali Hakimi	3:37.88	1999
BRA	9	José Valente	3:46.71	1995	TUR	2	İlham Tanui Özbilen	3:45.35	2012
BRN	5	Rashid Ramzi	3:40.26	2008	UGA	8	Julius Achon	3:53.03	2001
BUL	dns/h1	Miroslav Chochkov	-	1991	UKR	1	Ivan Heshko	3:42.08	2006
CAN	6	David Campbell	3:40.82	1987	URS	7	Sergey Afanasyev (RUS)	3:40.46	1989
CGO	8h2	Alex Ngouari	4:02.55	2010	USA	3	Jeff Atkinson	3:38.12	1989
COL	dns/h2	Jacinto Navarrete	-	1991		3	Eric Nedeau	3:44.91	1995
CRO	3	Branko Zorko	3:45.39	1993	YUG	7h3	Darko Radomirović (SRB)	3:46.36	2001
CZE	3h1	Michal Šneberger	3:42.11	2004	ZAM	7h2	Jordan Chipangama	3:46.01	2006
DJI	5	Ayanleh Souleiman	3:47.35	2012	ZIM	7h2	Tapfumaneyi Jonga	3:44.43	1987
DMA	7h3	Steve Agar	3:45.33	1997					
ERI	9h3	Fortunato Yaccob	3:56.31	2001					
ESP	2	José Luis González	3:41.36	1985					
	2	José Manuel Abascal	3:39.13	1987					
	2	Fermín Cacho	3:42.68	1991					
	2	Mateo Cañellas	3:44.85	1995					
	2	Reyes Estévez	3:51.25	2001					
ETH	1	Haile Gebrselassie	3:33.77	1999					
	1	Deresse Mekonnen	3:38.23	2008					
	1	Deresse Mekonnen	3:41.86	2010					
FRA	1	Driss Maazouzi	3:42.59	2003					
GAB	11h2	Jean-Marc Léandro	3:56.15	2004					
GBR	2	David Strang	3:45.30	1993					
GER	2	Hauke Fuhlbrügge (GDR)	3:37.80	1989					

3000 Metres

ALG	9	Ali Saïdi-Sief	8:02.20	1999
	9	Mohamed Khaldi	7:52.76	2001
ANG	7h2	João N'Tyamba	8:03.93	1995
ARG	8h1	Javier Carriqueo	8:12.40	2008
AUS	5	Craig Mottram	7:52.42	2008
AUT	10	Günther Weidlinger	7:53.59	2003
	10	Günther Weidlinger	7:57.32	2006
AZE	5h2	Hayle Ibrahimov	7:57.79	2012
BDI	10h2	Diomedes Cishahayo	8:16.87	1991
BEL	2	Mohamed Mourhit	7:38.94	2001
BRA	10h1	Adauto Domingues	7:56.76	1989
BRN	11	Tariq Mubarak Taher	8:04.99	2006
CAN	7	Brendan Matthias	7:55.57	1993
	7	Kevin Sullivan	8:03.34	2004

COUNTRY	POSITION	NAME	MARK	YEAR	COUNTRY	POSITION	NAME	MARK	YEAR
CHI	9h2	Emilio Ulloa	8:19.96	1985	60 Metres Hurdles				
COL	9	Jacinto Navarrete	8:11.89	1987	ALB	6h2	Elton Bitincka	8.35	2004
					ALG	4h2	Nourredine Tadjine	8.14	1989
CPV	11h2	Euclides Varela	8:29.10	2003	AND	7h3	Esteve Martin	8.57	1999
	11h1	Euclides Varela	8:19.17	2004	AUS	8	Kyle Vander-Kuyp	7.73	1995
DEN	4	Mogens Guldberg	7:44.76	1991	AUT	4	Mark McKoy	7.46	1995
DMA	6h1	Steve Agar	7:56.44	1993	BAH	4s1	Shamar Sands	7.81	2010
ERI	12	Hais Welday	8:04.10	2010	BEL	dq	Jonathan N'Senga	7.71	1997
ESP	2	José Luis González	7:48.66	1989	BLR	8	Sergey Usov	7.90	1993
	2	Anacleto Jiménez	7:50.98	1995	BRA	5s3	Redelén dos Santos	7.74	2004
	2	Alberto García	7:42.08	2003		5s3	Mateus Inocêncio	7.67	2006
	2	Sergio Sánchez	7:39.55	2010	BUL	7s2	Zhivko Videnov	7.77	2001
ETH	1	Haile Gebrselassie	7:34.71	1997	CAN	1	Mark McKoy	7.41	1993
	1	Haile Gebrselassie	7:53.57	1999	CAY	6s1	Ronald Forbes	7.91	2010
	1	Haile Gebrselassie	7:40.97	2003	CGO	5h3	Hakim Mazou	8.07	1995
	1	Kenenisa Bekele	7:39.32	2006	CHN	1	Liu Xiang	7.46	2008
	1	Tariku Bekele	7:48.23	2008	COL	7	Paulo Villar	7.61	2006
FIN	9h2	Samuli Vasala	7:54.07	1997	COM	7h3	Abdallah Mohamed	8.15	2006
FRA	2	Éric Dubus	7:50.57	1993	CPV	5s2	Henry Andrade	7.75	1993
GBR	3	Rob Denmark	7:43.90	1991	CRO	6s3	Jurica Grabušić	7.81	2010
GER	3	Dieter Baumann (FRG)	7:50.47	1989	CUB	1	Anier García	7.48	1997
GRE	8h2	Nikólaos Vouzis	7:59.92	1989		1	Dayron Robles	7.34	2010
HUN	9h2	Béla Vágó	8:05.78	1989	CYP	7h3	Alexandros Stavridis	8.17	2012
IRL	1	Frank O'Mara	8:03.32	1987	CZE	5	Petr Svoboda	7.58	2010
	1	Frank O'Mara	7:41.14	1991	DOM	6	Modesto Castillo	7.86	1985
ISR	7h2	Gezachw Yossef	8:03.62	2010	EGY	7h2	Hisham Mohamed Mekin	10.11	1987
ITA	1	Gennaro Di Napoli	7:50.26	1993		7h6	Mohamed Samy	8.09	1995
	1	Gennaro Di Napoli	7:50.89	1995	ESA	6h2	Mauricio Carranza	9.01	1987
JPN	11	Akira Kiniwa	8:04.95	1999	ESP	2	Javier Moracho	7.69	1985
KEN	1	Bernard Lagat	7:56.34	2004	EST	6h5	Rene Oruman	8.00	2008
KSA	8	Moukheld Al-Outaibi	7:52.91	2006	FIN	5	Arto Bryggare	7.68	1987
LES	9h1	Tau Khotso	8:26.83	2001	FRA	1	Stéphane Caristan	7.67	1985
MAR	1	Saïd Aouita	7:47.94	1989	GAM	dnf/h4	Mensah Elliott	-	2012
	1	Hicham El Guerrouj	7:37.74	2001	GBR	1	Colin Jackson	7.38	1999
MDA	8h1	Yaroslav Musinskiy	8:21.85	2001	GEO	5h5	David Ilariani	7.86	2006
MEX	8h2	Mauricio González	7:56.99	1987	GER	3	Falk Balzer	7.44	1999
NED	6	Gert-Jan Liefers	7:44.34	2003	GRE	5h1	Konstadinos Douvalidis	7.83	2012
	6	Gert-Jan Liefers	8:02.86	2004	HAI	7	Dudley Dorival	7.73	2001
NIG	10h2	Souley Oumarou	8:44.25	2001	HON	7h2	José Calixto Sierra	10.38	2001
NOR	12h1	Bjørnar Ustad Kristensen	8:21.90	2006	HUN	8	Dániel Kiss	7.81	2010
NZL	4h1	Phil Clode	7:54.82	1993	IRL	5s1	Thomas Kearns	7.69	1991
PAR	12h2	Jorge Cabrera	8:33.95	2006	ITA	6	Emanuele Abate	7.63	2012
PLE	10h2	Mohamed Bekheet	8:23.63	1985	JAM	3	Maurice Wignall	7.48	2004
POR	1	João Campos	7:57.63	1985	JPN	6s1	Masato Naito	7.85	2008
QAT	2	Saif Saaeed Shaheen	7:41.28	2006	KGZ	7h4	Yevgeniy Shorokhov	8.10	1995
ROU	9	Ovidiu Olteanu	8:02.89	1995	KUW	7h2	Abdulaziz Al Mandeel	7.98	2012
RSA	12	Elroy Gelant	7:48.64	2012	LAT	=3	Stanislav Olijar	7.60	2008
RUS	9	Pavel Naumov	7:56.24	2006	LBR	6s1	Sultan Tucker	7.77	2004
RWA	8	Mathias Ntawulikura	7:48.92	1991	LIB	5h2	Ahmed Hazer	8.36	2010
SOL	11h1	Chris Votu	9:03.84	2003	MAC	6h1	long Kim Fai	8.67	2010
SUI	10	Pierre Déléze	8:10.51	1985		6h1	long Kim Fai	8.41	2012
SWE	6h2	Claes Nyberg	7:56.03	1993	MAR	6h1	Said Kahia	8.38	1985
SWZ	9h2	Sipho Dlamini	8:09.99	1995	MAS	6h5	Nur Herman Majid	8.03	1995
TAN	7h1	Isaac Lubango	8:12.71	1985	MDA	5h4	Aleksandr Yenko	7.97	1995
TCH	3	Ivan Uvizl (CZE)	7:57.92	1985	MON	5h1	Anthony De Sevelinges	8.90	2006
TJK	11h2	Djamched Rasulov	8:44.53	2001	MRI	6h3	Judex Lefou	8.38	1987
	11h2	Ajmal Amirov	8:38.37	2004	NED	3s1	Gregory Sedoc	7.66	2004
TPE	10h2	Wu Wen-Chien	8:14.61	2003		3s1	Gregory Sedoc	7.73	2006
TUN	6h1	Mahmoud Kalboussi	7:53.75	1991		3s2	Gregory Sedoc	7.67	2010
TUR	12	Halil Akkaş	8:10.37	2006	NEP	dq/h5	Dhirendra Chaudhari	-	2010
UGA	7	Moses Kipsiro	7:44.59	2012	NOR	4h1	Petter Hesselberg	8.12	1985
UKR	12	Sergiy Lebid	8:14.32	2004	PAK	8h4	Muhammad Shah	8.29	2004
URS	10	Mikhail Dasko (RUS)	7:54.80	1989	PER	8h2	Jorge McFarlane	8.16	2012
URU	10h1	Ricardo Vera	8:06.81	1991	POL	5	Tomasz Ścigaczewski	7.52	1999
USA	1	Bernard Lagat	7:37.97	2010	POR	dnf/h2	Rui Palma	-	2001
	1	Bernard Lagat	7:41.44	2012	PUR	8s2	Héctor Cotto	7.87	2010
YUG	6	Branko Zorko (CRO)	7:52.26	1989	PYF	7h5	Toriki Urarii	8.52	2008
ZAM	10h1	Joseph Simuchimba	8:20.10	2003	ROU	6	Gheorghe Boro	7.72	1993

COUNTRY	POSITION	NAME	MARK	YEAR	COUNTRY	POSITION	NAME	MARK	YEAR
RSA	3	Shaun Bownes	7.55	2001	MAR	20	Mohamed Aghlal	2.00	1985
RUS	=3	Yevgeniy Borisov	7.60	2008	MAS	20q	Lou Cwee Peng	2.15	1993
SAM	7h5	Avele Tanielu	8.64	2006	MEX	=15q	Gerardo Martínez	2.15	2008
SLO	6s3	Damjan Zlatnar	7.77	2008	MRI	nh/q	Judex Lefou	-	1987
STP	7h2	Arlindo Zinheiro	8.57	2003	NOR	4	Steinar Hoen	2.32	1995
	7h2	Arlindo Pinheiro	8.70	2004	PER	19q	Hugo Muñoz	2.10	1995
SUI	5s1	Ivan Bitzi	7.85	2006	POL	2	Artur Partyka	2.37	1991
SVK	5	Igor Kováč	7.59	1997	PUR	19	Ezequiel Ortíz	2.05	1985
SWE	4	Robert Kronberg	7.57	2001	QAT	=9	Mutaz Issa Barshim	2.28	2012
TCH	5s2	Jirí Hudec (CZE)	7.82	1989	ROU	=4	Ștefan Vasilache	2.25	2004
TGA	7h1	Inoke Finau	9.06	2010	RSA	9q	Ramsay Carelse	2.24	2006
TKM	6h3	Baimurad Achirmuradov	8.47	1999	RUS	1	Yaroslav Rybakov	2.37	2006
TPE	5s2	Wu Ching-Jing	8.01	1985		1	Ivan Ukhov	2.36	2010
UKR	7s1	Sergey Demidyuk	8.03	2006	SLO	13q	Rožle Prezelj	2.24	2004
URS	2	Igor Kazanov (LAT)	7.47	1991	SMR	20q	Antonio Pazzaglia	2.00	1995
USA	1	Tonie Campbell	7.51	1987	SRB	=6	Dragutin Topić	2.27	2008
	1	Roger Kingdom	7.43	1989	SUI	=5	Roland Dalhäuser	2.32	1987
	1	Greg Foster	7.45	1991	SWE	1	Patrik Sjöberg	2.32	1985
	1	Allen Johnson	7.39	1995		1	Stefan Holm	2.32	2001
	1	Terrence Trammell	7.51	2001		1	Stefan Holm	2.35	2003
	1	Allen Johnson	7.47	2003		1	Stefan Holm	2.35	2004
	1	Allen Johnson	7.36	2004		1	Stefan Holm	2.36	2008
	1	Terrence Trammell	7.43	2006	SYR	12q	Majjed Ghazal	2.26	2012
	1	Aries Merritt	7.44	2012	TCH	3	Ján Zvara (CZE)	2.34	1987
YUG	6h3	Miroslav Novaković (SRB)	7.94	2003	UKR	2	Andrey Sokolovskiy	2.29	2001
					URS	1	Igor Paklin (KGZ)	2.38	1987
					USA	1	Hollis Conway	2.40	1991
						1	Charles Austin	2.35	1997
					YUG	3	Dragutin Topić (SRB)	2.32	1997
High Jump									
ALG	3	Othmane Belfaa	2.27	1985					
AUS	8	Tim Forsyth	2.28	1991					
BAH	=4	Troy Kemp	2.34	1993					
BER	14	Nick Saunders	2.20	1989					
BIH	9	Elvir Krehmic	2.25	1999					
BLR	3	Gennadiy Moroz	2.30	2003					
BOT	6	Kabelo Kgosiemang	2.28	2010					
BUL	11	Georgi Dakov	2.25	1989					
	11	Georgi Dakov	2.24	1991					
CAN	4	Charles Lefrançois	2.29	1997					
CHN	=4	Zhang Guowei	2.31	2012					
COL	11	Gilmar Mayo	2.24	1995					
CRO	18q	Ivan Penavić	2.10	1995					
CUB	1	Javier Sotomayor	2.43	1989					
	1	Javier Sotomayor	2.41	1993					
	1	Javier Sotomayor	2.38	1995					
	1	Javier Sotomayor	2.36	1999					
CYP	=3	Kyriakos Ioannou	2.30	2008					
CZE	=4	Jaroslav Bába	2.25	2004					
DMA	nh/q	Rupert Charles	-	1995					
ECU	19q	Diego Ferrín	2.22	2012					
ESP	9	Arturo Ortíz	2.28	1991					
EST	27q	Marko Turban	2.15	1997					
FIN	=10q	Oskari Frösén	2.24	2004					
FRA	12	Jean-Charles Gicquel	2.25	1989					
	12	Didier Detchenique	2.20	1997					
GBR	3	Steve Smith	2.37	1993					
GER	2	Dietmar Mögenburg (FRG)	2.35	1989					
GRE	1	Dimitrios Hondrokoúkis	2.33	2012					
HUN	=10q	László Boros	2.24	2004					
IND	18	Nalluswamy Annavi	2.05	1985					
IRL	8	Adrian O'Dwyer	2.25	2004					
ISR	=20q	Konstantin Matusевич	2.20	1997					
ITA	7	Giulio Ciotti	2.26	2006					
JAM	3	Germaine Mason	2.25	2004					
JPN	12	Takao Sakamoto	2.18	1985					
KAZ	=13q	Sergey Zasimovich	2.20	2008					
KOR	17q	Lee Jin-Taek	2.20	1993					
KUW	nh	Tarek Saad Al-Farhan	-	1985					
LIB	nh/q	Jean-Claude Rabbath	-	1997					
LTU	=18q	Rolandas Verkys	2.20	1993					
Pole Vault									
AUS	1	Steve Hooker	6.01	2010					
AUT	5	Hermann Fehringer	5.70	1991					
BEL	11q	Kevin Rans	5.60	2006					
BLR	=15q	Dmitriy Markov	5.60	1995					
BRA	nh/q	Fábio da Silva	-	2008					
BUL	6	Atanas Tarev	5.70	1987					
CAN	21q	Doug Wood	5.30	1993					
CHN	12	Chen Guoming	5.20	1985					
	12	Liang Xueren	5.40	1987					
CUB	=5	Lázaro Borges	5.70	2012					
CZE	2	Adam Ptáček	5.70	2004					
DEN	13q	Piotr Buciariski	5.40	2003					
ESP	=4	José Arcos	5.70	1999					
EST	nh	Valeri Bukrejev	-	1993					
	nh	Valeri Bukrejev	-	1995					
FIN	5	Jani Lehtonen	5.65	1993					
FRA	1	Jean Galfione	6.00	1999					
	1	Renaud Lavillenie	5.95	2012					
GBR	=5	Steve Lewis	5.70	2012					
GER	1	Tim Lobinger	5.80	2003					
GRE	=4	Konstadínos Filippídis	5.65	2010					
GUA	nh	Antonio Montepeque	-	1987					
HUN	6	István Bagyula	5.50	1989					
ISR	=4	Aleksandr Averbukh	5.70	2001					
	=4	Aleksandr Averbukh	5.50	2006					
ITA	6	Giuseppe Gibilisco	5.60	2004					
JPN	9q	Daichi Sawano	5.65	2006					
KAZ	1	Igor Potapovich	5.90	1997					
KOR	=10q	Kim Yu-Seok	5.45	2010					
MEX	=4	Giovanni Lanaro	5.50	2006					
MRI	nh/q	Kersley Gardenne	-	1997					
NED	3	Rens Blom	5.75	2003					
NOR	7	Trond Barthel	5.65	1997					
POL	=4	Marian Kolasa	5.50	1985					
	4	Miroslaw Chmara	5.60	1989					
POR	=9	Nuno Fernandes	5.45	2001					
PUR	16q	Edgar Díaz	5.40	1993					

COUNTRY	POSITION	NAME	MARK	YEAR	COUNTRY	POSITION	NAME	MARK	YEAR
RSA	=3	Okkert Brits	5.75	1995	KSA	3	Mohamed Salman Al-Khuwailidi	8.01	2008
RUS	1	Rodion Gataullin	5.90	1993	KUW	15q	Saleh Al-Haddad	7.52	2008
	1	Igor Pavlov	5.80	2004	LCA	18	John Albertie	7.12	1987
	1	Yevgeniy Lukyanenko	5.90	2008	MAR	10	Younès Moudrik	7.68	2001
SUI	=15	Daniel Aebischer	5.00	1985	MDA	12q	Alexandr Cuharenco	7.66	2012
SWE	2	Alhaji Jeng	5.70	2006	MRI	16q	Jonathan Chimier	7.78	2004
TCH	10	František Jansa (CZE)	5.20	1985	NED	4	Frans Maas	7.96	1993
UKR	1	Sergey Bubka	5.90	1995	NGR	2	Paul Emordi	8.01	1987
URS	1	Sergey Bubka (UKR)	5.75	1985	NZL	13	John Hunt	7.14	1985
	1	Sergey Bubka (UKR)	5.85	1987	OMA	23q	Ahmed Al-Moamari	7.51	1995
	1	Rodion Gataullin (RUS)	5.85	1989	PAN	2	Irving Saladino	8.29	2006
	1	Sergey Bubka (UKR)	6.00	1991	PER	15q	Luis Tristán	7.35	2006
USA	1	Lawrence Johnson	5.95	2001	POL	7	Marcin Starzak	7.74	2008
	1	Brad Walker	5.80	2006	POR	3	Carlos Calado	8.16	2001
UZB	14q	Leonid Andreyev	5.45	2008	ROU	4	Bogdan Tarus	8.26	2004
					RSA	1	Khotso Mokoena	8.08	2008
					RUS	2	Kiril Sosunov	8.41	1997
					SEN	5	Ndiss Kaba Badji	7.97	2012
					SLO	4	Gregor Cankar	8.28	1999
					SWE	2	Mattias Sunneborn	8.20	1995
					SWZ	23q	Sizwe Mdluli	7.07	1991
					SYR	14	Wanis Barsomian	6.83	1985
					TCH	1	Jan Leitner (CZE)	7.96	1985
					THA	13q	Supanara Sukhasvasti	7.43	2012
					TKM	20q	Vladimir Malyavin	7.63	1995
					TPE	8	Nai Hui-Fang	7.70	1993
					TUR	14q	Alper Kulaksiz	7.42	2012
					UKR	5	Vladimir Zyuskov	8.00	2003
						5	Vladimir Zyuskov	8.23	2004
					URS	4	Robert Emmiyan (ARM)	8.00	1987
					USA	1	Larry Myricks	8.23	1987
						1	Larry Myricks	8.37	1989
						1	Dwight Phillips	8.29	2003
						1	Savanté Stringfellow	8.40	2004
					UZB	11	Konstantin Sarnatskiy	7.67	1995
					VIN	nm	Orde Ballantyne	-	1987
					YUG	nm/q	Andreja Marinković (SRB)	-	1995
Long Jump					Triple Jump				
AHO	34q	Ellsworth Manuel	6.94	1997	ANG	19q	António dos Santos	15.49	1991
ALG	8	Issam Nima	7.84	2006	ARM	6	Armen Martirosyan	16.83	1999
AND	35q	Esteve Martin	6.85	1997	AUS	3	Andrew Murphy	17.20	2001
ANG	-q	António dos Santos	dns	1991	AUT	11	Alfred Stummer	15.93	1989
ANT	14	Lester Benjamin	7.48	1987	AZE	16q	Aleksey Fatyanov	16.29	1995
ARM	10	Robert Emmiyan	7.74	1995	BAH	3	Frank Rutherford	17.02	1987
AUS	1	Fabrice Lapierre	8.17	2010	BEL	8	Didier Falise	16.53	1987
BEL	7	Erik Nys	7.88	1995	BER	1	Brian Wellman	17.72	1995
BEN	30q	Billiaminou Alao	6.32	1995	BLR	4	Dmitriy Valyukevich	17.22	2004
BER	10q	Tyrone Smith	7.80	2012	BRA	2	Jadel Gregório	17.43	2004
BLR	9	Aleksandr Glavatskiy	7.98	1997		2	Jadel Gregório	17.56	2006
BOT	4	Gable Garenamotse	7.93	2008	BUL	1	Khristo Markov	17.22	1985
BRA	1	Mauro da Silva	8.23	2012	BUR	20q	Olivier Sanou	16.09	2004
BUL	5	Nikolay Atanasov	7.90	2008	CAN	-	Edrick Floréal	dnf	1995
BUR	=25q	Franck Zio	7.49	1997	CAY	18q	Edward Manderson	14.39	1987
CAN	13q	Bruny Surin	7.57	1989	CHN	4	Zou Sixin	16.78	1991
CAY	2	Kareem Streete-Thompson	8.16	2001	CUB	1	Yoel García	17.30	1997
CGO	33q	Josue Mbon	6.98	1997	CYP	15q	Marios Hatziandreou	15.72	1987
CHN	7	Liu Yuhuang	7.64	1985		15q	Marios Hatziandreou	15.97	1991
	7	Zhou Ming	7.84	1993	DEN	18q	Anders Møller	16.25	2006
CMR	19q	Frédéric Ebong-Salle	7.31	1989	DMA	9	Jérôme Romain	16.52	1997
CRO	8q	Siniša Ergotić	7.83	2003	ECU	17q	José Quiñalíza	14.77	1987
CUB	1	Iván Pedroso	8.23	1993	EGY	8	Hassan Ahmed Badra	15.77	1985
	1	Iván Pedroso	8.51	1995	ESA	19q	Mauricio Carranza	13.74	1987
	1	Iván Pedroso	8.51	1997	ESP	10q	Andrés Capellán	16.67	2008
	1	Iván Pedroso	8.62	1999	FRA	1	Pierre Camara	17.59	1993
	1	Iván Pedroso	8.43	2001		1	Teddy Tamgho	17.90	2010
CYP	17	Dimitrios Araouzous	7.34	1987	GBR	1	Phillips Idowu	17.75	2008
CZE	6	Milan Gombala	7.95	1995	GER	1	Charles Friedek	17.18	1999
DEN	12q	Morten Jensen	7.75	2006					
EGY	10	Hatem Mersal	7.66	1999					
ESP	2	Yago Lamela	8.56	1999					
	2	Yago Lamela	8.28	2003					
FIN	9	Jarmo Kärnä	7.78	1989					
FRA	4	Salim Sdiri	8.01	2010					
GAM	29q	Lamin Drammeh	6.43	1995					
GBR	2	Chris Tomlinson	8.06	2008					
GEQ	37q	Norberto Nsue	5.77	1997					
GER	1	Dietmar Haaf	8.15	1991					
GHA	1	Ignisious Gaisah	8.30	2006					
GRE	4	Kostas Koukodimos	7.92	1991					
	4	Louís Tsátoumas	8.10	2006					
HUN	2	Gyula Pálóczi	7.94	1985					
ISL	28q	Jón Arnar Magnússon	7.32	1995					
ITA	3	Giovanni Evangelisti	7.88	1985					
	3	Giovanni Evangelisti	8.01	1987					
	3	Giovanni Evangelisti	7.93	1991					
	3	Andrew Howe	8.19	2006					
JAM	2	James Beckford	8.31	2004					
JPN	7	Masaki Morinaga	8.07	1999					
KOR	11	Kim Jong-Il	7.31	1985					

COUNTRY	POSITION	NAME	MARK	YEAR	COUNTRY	POSITION	NAME	MARK	YEAR
GRE	8	Dimitrios Tsiámis	16.94	2006	KAZ	16	Sergey Rubtsov	18.08	1995
GRN	9q	Randy Lewis	16.77	2008	KSA	17q	Sultan Al-Hebsi	18.67	2010
HAI	13q	Samyr Laine	16.06	2012	KUW	12	Abdullah Mohamed Srouer	13.73	1985
HUN	3	Zsolt Czinger	16.98	1999	LAT	12q	Māris Urtāns	19.97	2010
ISR	6	Rogel Nachum	16.81	1997	LTU	13	Saulius Kleiza	18.41	1995
ITA	1	Paolo Camossi	17.32	2001	MDA	18q	Ion Emilianov	18.16	2008
JPN	8	Takanori Sugibayashi	15.97	1999	NED	4	Rutger Smith	20.78	2008
KAZ	13q	Oleg Sakirkin	16.47	1995	NOR	3	Georg Andersen	20.98	1989
KOR	21q	Kim Deok-Hyeon	15.99	2006	PAR	dnf/q	Jorge Vazquez	-	1997
KSA	19q	Salem Mouled Al-Ahmadi	16.30	1997	POL	3	Tomasz Majewski	20.93	2008
LAT	2	Māris Bružiks	17.36	1993		3	Tomasz Majewski	21.72	2012
LTU	13q	Audrius Raizgys	16.33	1993	POR	10q	Marco Fortes	19.83	2012
MAD	7	Toussaint Rabenala	16.74	1993	QAT	13q	Khalid Habash Al-Suwaidi	19.82	2004
MDA	9	Vladimir Letnicov	16.20	2003	ROU	4	Gheorghe Gușet	20.60	2006
NGR	6	Joseph Taiwo	16.65	1987	RSA	15	Carel Le Roux	18.24	1995
NOR	7	Sigurd Njerve	16.81	1997	RUS	3	Pavel Sofin	20.68	2006
PER	20q	Ricardo Valiente	14.71	1991	SAM	22q	Emanuele Fuamatu	18.60	2012
POL	7	Andrzej Grabarczyk	16.56	1989	SLO	10q	Miran Vodovnik	19.94	2008
POR	3	Nelson Évora	17.27	2008	SRB	10q	Asmir Kolašinac	20.10	2010
PUR	11q	Allen Simms	16.82	2006	SUI	1	Werner Günthör	21.17	1991
ROU	4	Marian Oprea	17.34	2006	SVK	7	Milan Haborák	20.05	2001
RUS	3	Aleksandr Aseledchenko	17.22	1997		7	Milan Haborák	20.21	2003
	3	Lyukman Adams	17.36	2012	SWE	14q	Kent Larsson	18.05	1993
SEY	22q	Paul Nioze	15.78	1995	TCH	1	Remigius Machura (CZE)	21.22	1985
SVK	5	Dmitrij Valukevič	17.14	2008	TPE	20q	Chang Ming-Huang	17.73	2008
SWE	1	Christian Olsson	17.70	2003	TUR	23q	Hüseyin Atıcı	18.42	2012
	1	Christian Olsson	17.83	2004	UKR	1	Yuriy Belonog	21.02	1997
TCH	5	Ján Cado (CZE)	16.71	1985		1	Aleksandr Bagach	21.41	1999
	5	Milan Mikuláš (CZE)	16.84	1989	URS	3	Sergey Smirnov (RUS)	20.67	1987
TTO	19q	Chris Hercules	16.25	2006	USA	1	Mike Stulce	21.27	1993
UKR	6	Mykola Savolaynen	16.95	2004		1	John Godina	20.82	2001
URS	1	Igor Lapshin (BLR)	17.31	1991		1	Christian Cantwell	21.49	2004
USA	1	Mike Conley	17.54	1987		1	Reese Hoffa	22.11	2006
	1	Mike Conley	17.65	1989		1	Christian Cantwell	21.77	2008
	1	Walter Davis	17.73	2006		1	Christian Cantwell	21.83	2010
	1	Will Claye	17.70	2012		1	Ryan Whiting	22.00	2012
YUG	12	Đorđe Kožul (CRO)	15.59	1987	YUG	3	Dragan Perić (SRB)	20.36	1995
ZIM	-	Ndabezinhle Mdhlongwa	dnf	1997					

Shot Put

ARG	6	Germán Lauro	20.38	2012
AUS	5	Justin Anlezark	20.65	2003
AUT	2	Klaus Bodenmüller	20.42	1991
BIH	8q	Hamza Alić	20.00	2008
BLR	5	Pavel Lyzhin	20.67	2010
BRN	11	Ali Mohamed Al-Saad	15.02	1985
CAN	3	Dylan Armstrong	21.39	2010
CHI	6	Gert Weil	19.91	1989
	6	Gert Weil	19.56	1991
CHN	14q	Zhang Qi	18.96	2006
CUB	10	Paul Ruíz	18.80	1989
CZE	6	Miroslav Menc	20.08	2001
DEN	2	Joachim B. Olsen	21.16	2006
EGY	12	Ahmed Mohamed Achour	17.87	1987
ESP	1	Manuel Martínez	21.24	2003
FIN	1	Mika Halvari	20.74	1995
GBR	7	Carl Myerscough	20.47	2004
GER	1	Ulf Timmermann (GDR)	22.24	1987
	1	Ulf Timmermann (GDR)	21.75	1989
GRE	11	Dimitrios Koutsoukis	18.01	1987
HUN	9q	Zsolt Biber	20.24	2004
IRI	16q	Amin Nikifar	18.97	2012
ISL	4	Pétur Gudmundsson	19.81	1991
ISR	16	Igor Avrunin	17.54	1991
ITA	5	Paolo Dal Soglio	19.74	1993
	5	Paolo Dal Soglio	20.17	2001
JAM	5	Dorian Scott	20.29	2008
JPN	10	Yuji Okano	16.72	1999

Heptathlon

BLR	2	Andrey Kravchenko	6234	2008
CAN	2	Mike Smith	6279	1993
CUB	7	Leonel Suárez	5764	2010
	7	Yordani García	5704	2012
CZE	1	Robert Zmélík	6228	1997
	1	Roman Šebrle	6420	2001
	1	Roman Šebrle	6438	2004
ESP	6	Antonio Peñalver	5939	1995
EST	2	Erki Nool	6213	1997
	2	Erki Nool	6374	1999
FIN	-	Petri Keskitalo	dnf	1995
FRA	1	Christian Plaziat	6246	1995
GBR	5	Alex Kruger	5978	1995
GER	1	André Niklaus	6192	2006
HUN	5	Dezső Szabó	5790	1993
ISL	2	Jón Arnar Magnússon	6233	2001
KAZ	3	Dmitriy Karpov	6131	2008
POL	1	Sebastian Chmara	6386	1999
POR	7	Mario Aníbal	5867	2001
RUS	2	Lev Lobodin	6297	2003
SLO	8	Ranko Leskovar	5612	2004
SWE	3	Henrik Dagård	6142	1995
UKR	2	Aleksey Kasyanov	6071	2012
USA	1	Dan O'Brien	6476	1993
	1	Tom Pappas	6361	2003
	1	Bryan Clay	6371	2008
	1	Bryan Clay	6204	2010
	1	Ashton Eaton	6645	2012

COUNTRY	POSITION	NAME	MARK	YEAR	COUNTRY	POSITION	TEAM	MARK	YEAR
5000 Metres Walk					SWE	4	Sweden	3:07.32	2006
AUS	3	Dave Smith	19:16.04	1985	TTO	2	Trinidad & Tobago	3:07.02	1993
AZE	5h2	Sergey Shildkret	19:45.56	1993	TUR	4h1	Turkey	3:11.28	2012
BLR	dq	Franz Kostyukevich	-	1993	UKR	4h1	Ukraine	3:09.46	2006
BRA	dq	Sergio Galdino	-	1993	URS	5	USSR	3:09.20	1991
BUL	dq/h1	Lyubomir Ivanov	-	1991	USA	1	United States	3:04.20	1993
CAN	4	Tim Berrett	18:53.02	1993		1	United States	3:07.37	1995
ECU	10	Jefferson Pérez	20:20.05	1991		1	United States	3:04.93	1997
ESP	4	Miguel Angel Prieto	18:53.83	1991		1	United States	3:02.83	1999
FRA	1	Gérard Lelièvre	19:06.20	1985		1	United States	3:03.24	2006
GBR	dq/h1	Andi Drake	-	1991		1	United States	3:06.79	2008
GER	5	Ronald Weigel	19:02.73	1993		1	United States	3:03.40	2010
GRE	16	Hrístos Karayeóryios	20:26.54	1987		1	United States	3:03.94	2012
HUN	4	Sándor Urbanik	18:34.77	1989	VEN	3h1	Venezuela	3:11.11	2012
IRL	8	Jimmy McDonald	19:24.91	1991	Medley Relay				
ISR	dq/h2	Vladimir Ostrowskiy	-	1991	BRA	2	Brazil	3:16.11	1993
ITA	2	Maurizio Damilano	19:11.41	1985	CAN	3	Canada	3:16.93	1993
	2	Giovanni De Benedictis	18:23.60	1991	USA	1	United States	3:15.10	1993
JPN	17	Hirofumi Sakai	21:10.01	1987					
MAR	dq/h2	Nassir Hasnaoui	-	1991					
MEX	3	Ernesto Canto	18:38.71	1987					
NOR	8	Erling Andersen	21:07.43	1985					
POL	2	Robert Korzeniowski	18:35.91	1993					
POR	dq	José Urbano	-	1989					
ROU	7	Costica Balan	19:12.73	1993					
RUS	1	Mikhail Shchennikov	18:32.10	1993					
SVK	dq/h1	Roman Mrázek	-	1993					
	dq/h2	Miroslav Boško	-	1993					
SWE	5	Jan Staaf	20:00.95	1985					
TCH	2	Jozef Pribilinec (SVK)	18:27.80	1987					
	2	Roman Mrázek (SVK)	18:28.90	1989					
URS	1	Mikhail Shchennikov (RUS)	18:27.79	1987					
	1	Mikhail Shchennikov (RUS)	18:27.10	1989					
	1	Mikhail Shchennikov (RUS)	18:23.55	1991					
USA	6	Jim Heiring	20:11.69	1985					
4x400 Metres Relay									
AUS	4	Australia	3:08.49	1991					
AUT	5	Austria	3:11.47	1997					
BAH	5	Bahamas	3:17.57	2004					
BEL	2	Belgium	3:06.94	2010					
BOT	5h1	Botswana	3:13.21	2012					
BRA	5h1	Brazil	3:10.50	1997					
CAN	4	Canada	3:07.77	1993					
CZE	5h1	Czech Republic	3:09.76	2010					
DOM	3	Dominican Republic	3:07.77	2008					
ESP	5	Spain	3:10.01	2012					
FRA	3	France	3:09.68	1997					
GBR	2	Great Britain & NI	3:06.12	2003					
	2	Great Britain & NI	3:04.72	2012					
GER	1	Germany	3:03.05	1991					
GRE	4h2	Greece	3:10.16	2001					
HUN	6h2	Hungary	3:12.20	2004					
IRL	3	Ireland	3:10.44	2004					
ITA	2	Italy	3:09.12	1995					
JAM	1	Jamaica	3:04.21	2003					
	1	Jamaica	3:05.21	2004					
JPN	3	Japan	3:07.30	1993					
	3	Japan	3:09.73	1995					
KUW	3h1	Kuwait	3:14.14	2001					
LBR	5h1	Liberia	3:12.14	2008					
MEX	4h2	Mexico	3:11.41	1997					
NGR	5	Nigeria	3:16.53	2001					
POL	1	Poland	3:04.47	2001					
ROU	5h1	Romania	3:13.93	2006					
RUS	2	Russia	3:04.82	2001					
	2	Russia	3:06.23	2004					
SUI	4	Switzerland	3:12.62	2004					



WORLD INDOOR ALL-TIME LISTS

Where known, the country of origin of athletes representing the former Czechoslovakia or USSR states is given. Those competing under two or more names are denoted with the symbol "◇" and listed on page 317. As at January 31, 2014.

MARK	NAME & COUNTRY	BORN	PLACE & VENUE	DATE	MARK	NAME & COUNTRY	BORN	PLACE & VENUE	DATE
50 Metres					<i>Doubtful timing</i>				
5.96+	Irina Privalova ◇ RUS	68	1 Madrid	9 Feb 95	7.04	Natalia Safronnikava BLR	73	1 Minsk	21 Feb 01
6.00	Merlene Ottey JAM	60	1 Moskva	4 Feb 94	7.05	Yekaterina Grigoryeva RUS	74	1h7 Volgograd	24 Feb 95
6.02+	Gail Devers ◇ USA	66	1 Liévin	21 Feb 99	<i>Questionable course length</i>				
6.04+	Chioma Ajunwa NGR	70	1 Liévin	22 Feb 98	7.04	Evelyn Ashford USA	57	1 Long Beach	5 Jan 80
6.05+	Savatheda Fynes BAH	74	1r2 Liévin	13 Feb 00	<i>Doping violations</i>				
6.05+	Philomena Mensah CAN	75	2r2 Liévin	13 Feb 00	7.03	Inger Miller USA	72	(1s2) Maebashi	7 Mar 99
6.07A	Gwen Torrence USA	65	1 Reno	9 Feb 96	7.04	Zhanna Block ◇ UKR	72	(1) Birmingham	14 Mar 03
6.08+	Christy Opara-Thompson NGR	71	2 Liévin	16 Feb 97	200 Metres				
6.08	Veronica Campbell-Brown ◇ JAM	82	1 New York	28 Jan 12	21.87	Merlene Ottey JAM	60	1r1 Liévin	13 Feb 93
6.09	Zhanna Block ◇ UKR	72	1h1 Moskva	2 Feb 93	22.10	Irina Privalova ◇ RUS	68	1r1 Liévin	19 Feb 95
6.11	Marita Koch GDR	57	1r2 Grenoble	2 Feb 80	22.27	Heike Drechsler ◇ GDR	64	1 Indianapolis	7 Mar 87
6.11+	Liliana Allen MEX	70	3r2 Liévin	13 Feb 00	22.33	Gwen Torrence USA	65	1 Atlanta	2 Mar 96
<i>Doping violation</i>					22.38	Veronica Campbell-Brown ◇ JAM	82	1 Birmingham	18 Feb 05
6.06	Angella Issajenko ◇ CAN	58	(1) Ottawa	31 Jan 87	22.39	Marita Koch GDR	57	1 Budapest (SC)	5 Mar 83
60 Metres					22.39	Ionela Tîrlea ◇ ROU	76	1 Maebashi	6 Mar 99
6.92	Irina Privalova ◇ RUS	68	1 Madrid	11 Feb 93	22.40	Bianca Knight USA	89	1r2 Fayetteville	14 Mar 08
6.92	Privalova ◇		1 Madrid	9 Feb 95	22.41	Galina Malchugina RUS	62	1 Paris (Bercy)	13 Mar 94
6.93	Privalova ◇		1 Liévin	13 Feb 94	22.43	Svetlana Goncharenko RUS	71	1r2 Liévin	22 Feb 98
6.94	Privalova ◇		1 Liévin	19 Feb 95	<i>Oversized track</i>				
6.95	Gail Devers ◇ USA	66	1 Toronto (SD)	12 Mar 93	22.33	Marita Koch GDR	57	1r1 Senftenberg	16 Feb 86
6.95	Privalova ◇		1r2 Wien	6 Feb 94	<i>Doping violation</i>				
6.95	Privalova ◇		1 Moskva	14 Feb 95	22.18	Michelle Collins USA	71	(1) Birmingham	15 Mar 03
6.95	Marion Jones USA	75	1 Maebashi	7 Mar 98	400 Metres				
6.96	Merlene Ottey JAM	60	1 Madrid	14 Feb 92	49.59	Jarmila Kratochvílová TCH/CZE	51	1 Milano	7 Mar 82
6.96	Katerína Thánou GRE	75	1 Maebashi	7 Mar 99	49.64	Kratochvílová		1 Wien	28 Jan 81
<i>(10/5)</i>					49.68	Natalya Nazarova RUS	79	1 Moskva	18 Feb 04
6.97	Laverne Jones-Ferrette ◇ ISV	81	1 Stuttgart	6 Feb 10	49.69	Kratochvílová		1 Budapest (SC)	6 Mar 83
6.99	Murielle Houré CIV	87	1 Birmingham	16 Feb 13	49.76	Taťana Kocembová TCH/CZE	62	1 Wien	2 Feb 84
7.00	Nelli Cooman ◇ NED	64	1 Madrid	23 Feb 86	49.97	Kocembová		1 Göteborg	4 Mar 84
7.00	Veronica Campbell-Brown ◇ JAM	82	1 Doha	14 Mar 10	49.98	Nazarova		1 Moskva	18 Feb 06
7.01	Savatheda Fynes BAH	74	2s1 Maebashi	7 Mar 99	50.00	Kratochvílová		1 Wien	10 Feb 83
<i>(10)</i>					50.01	Sabine Busch GDR	62	2 Wien	2 Feb 84
7.01	MeLisa Barber USA	80	1 Moskva	10 Mar 06	50.02	Nicola Sanders GBR	82	1 Birmingham	3 Mar 07
7.01	Lauryn Williams USA	83	2 Moskva	10 Mar 06	<i>(10/5)</i>				
7.02	Gwen Torrence USA	65	1 New York	2 Feb 96	50.04	Olesya Krasnomovets ◇ RUS	79	2 Moskva	18 Feb 06
7.02	Christy Opara-Thompson NGR	71	2 Gent	12 Feb 97	50.15	Olga Zaytseva RUS	84	1r2 Moskva	25 Jan 06
7.02	Chioma Ajunwa NGR	70	1 Liévin	22 Feb 98	50.21	Vania Stambolova BUL	83	2 Moskva	12 Mar 06
7.02	Philomena Mensah CAN	75	1h2 Maebashi	7 Mar 99	50.23	Irina Privalova RUS	68	1 Barcelona	12 Mar 95
7.02A	Carmelita Jeter USA	79	1 Albuquerque	28 Feb 10	50.28	Petra Schersing ◇ GDR	65	1 Budapest (SC)	6 Mar 88
7.02	Tianna Bartoletta ◇ USA	85	1 Fayetteville	11 Feb 12	<i>(10)</i>				
7.03	Aneliya Nuneva BUL	62	2s1 Liévin	22 Feb 87	50.34	Christine Amertil BAH	79	3 Moskva	12 Mar 06
7.04	Marita Koch GDR	57	1 Senftenberg	16 Feb 85	50.37	Natalya Antyukh RUS	81	3 Moskva	18 Feb 06
<i>(20)</i>					50.40	Dagmar Neubauer ◇ GDR	62	3 Wien	2 Feb 84
7.04	Silke Möller ◇ GDR	64	1s1 Budapest (SC)	6 Mar 88	50.41	Svetlana Pospelova RUS	79	1 Madrid	5 Mar 05
7.04	Carlette Guidry ◇ USA	68	2 Atlanta	4 Mar 95	50.42	Olga Kotlyarova RUS	76	1r1 Moskva	27 Jan 01
7.04	Petya Pendareva BUL	71	1s1 Lisboa	11 Mar 01	50.45	Grit Breuer GER	72	1 Valencia	1 Mar 98
7.04	Mariya Bolikova RUS	77	1 Samara	4 Feb 06	50.53	Katharine Merry GBR	74	1 Birmingham	18 Feb 01
7.04	Shelly-Ann Fraser-Pryce ◇ JAM	86	1 Stockholm	21 Feb 13	50.54	Francena McCorory USA	88	1r2 Fayetteville	13 Mar 10
7.05	Chandra Sturup BAH	71	1 Lisboa	11 Mar 01	50.55	Svetlana Usovich BLR	80	2 Madrid	5 Mar 05
7.06	Katrin Krabbe GER	69	1 Dortmund	17 Feb 91	50.55	Antonina Krivoshapka RUS	87	1 Moskva	14 Feb 09
7.06	Natalya Voronova RUS	65	1h2 Moskva	26 Jan 93	<i>(30)</i>				
7.06	Olga Bogoslovskaya RUS	64	1 Lipetsk	26 Feb 94	50.56	Ionela Tîrlea ◇ ROU	76	2 Valencia	1 Mar 98
7.06	Yuliya Tabakova RUS	80	1 Moskva	17 Feb 04	50.64	Diane Dixon USA	64	1 Sevilla	10 Mar 91
7.06	Christine Arron FRA	73	1 Aubiére	26 Feb 06					
<i>(30)</i>									
7.06	Angela Williams USA	80	1 Valencia	7 Mar 08					
7.06A	Barbara Pierre USA	87	2 Albuquerque	26 Feb 12					

MARK	NAME & COUNTRY	BORN	PLACE & VENUE	DATE	MARK	NAME & COUNTRY	BORN	PLACE & VENUE	DATE
50.71A	Sanya Richards-Ross ◇ USA	85	1 Albuquerque	26 Feb 12	2:32.96	Kelly Holmes GBR	70	1 Birmingham	20 Feb 04
50.73	Charity Opara NGR	72	1r2 Stuttgart	1 Feb 98	2:33.93	Inna Yevseyeva EUN/UKR	64	1 Moskva	7 Feb 92
50.79	Jessica Beard USA	89	1r2 College Station	12 Mar 11	2:34.19	Jen Toomey USA	71	2 Birmingham	20 Feb 04
50.80	Natasha Hastings USA	86	1r2 Fayetteville	10 Mar 07	2:34.30	Anna Alminova RUS	85	1r2 Moskva	1 Feb 09
50.81	Olga Bryzgina ◇ URS/UKR	63	1r1 Moskva	14 Feb 87	2:34.56	Mariya Savinova RUS	85	2r2 Moskva	1 Feb 09
50.83	Jearl Miles Clark ◇ USA	66	1s2 Maebashi	6 Mar 99	<i>Doping violation</i>				
50.84	Helga Arendt FRG	64	1 Karlsruhe	7 Feb 88	2:34.41	Lyubov Kremlyova RUS	62	(1) Erfurt	15 Feb 95
50.85	Perri Shakes-Drayton GBR	88	1 Göteborg	3 Mar 13					
	(30)								
800 Metres					1500 Metres				
1:55.82	Jolanda Čepлак ◇ SLO	76	1 Wien	3 Mar 02	3:58.28	Yelena Soboleva RUS	82	1 Moskva	18 Feb 06
1:55.85	Stephanie Graf AUT	73	2 Wien	3 Mar 02	3:58.40	Abeba Aregawi ETH/SWE	90	1 Stockholm	21 Feb 13
1:56.40	Christine Wachtel GDR	65	1 Wien	13 Feb 88	3:59.75	Gelete Burka ETH	86	1 Valencia	9 Mar 08
1:56.85	Graf		1 Gent	10 Feb 02	3:59.79	Maryam Jamal BRN	84	2 Valencia	9 Mar 08
1:56.90	Ludmila Formanová CZE	74	1 Maebashi	7 Mar 99	3:59.98	Regina Jacobs USA	63	1 Boston (Roxbury)	1 Feb 03
1:57.06	Maria Mutola MOZ	72	1 Liévin	21 Feb 99	4:00.13	Genzebe Dibaba ETH	91	1 Karlsruhe	12 Feb 12
1:57.13	Mutola		1 Liévin	18 Feb 96	4:00.27+	Doina Melinte ◇ ROU	56	1 East Rutherford	9 Feb 90
1:57.17	Mutola		2 Maebashi	7 Mar 99	4:00.72	Natalya Gorelova RUS	73	1r4 Moskva	27 Feb 03
1:57.18	Čepлак		2 Gent	10 Feb 02	4:00.8	Mary Slaney ◇ USA	58	1 New York	8 Feb 80
1:57.23	Inna Yevseyeva EUN/UKR	64	1 Moskva	1 Feb 92	4:00.83	Dibaba		1 Birmingham	16 Feb 13
	(10/6)								
1:57.47	Natalya Tsyganova RUS	71	3 Maebashi	7 Mar 99	4:01.26	Yuliya Fomenko ◇ RUS	79	2 Moskva	18 Feb 06
1:57.51	Olga Kotlyarova RUS	76	1 Moskva	18 Feb 06		(10)			
1:57.53	Larisa Chzhao ◇ RUS	71	1r2 Moskva	23 Jan 05	4:01.27+	Paula Ivan ◇ ROU	63	1 East Rutherford	10 Feb 89
1:57.67	Sigrun Grau ◇ GDR	65	2 Wien	13 Feb 88	4:01.77	Nuria Fernández ESP	76	1 Valencia	14 Feb 09
	(10)								
1:58.10	Mariya Savinova RUS	85	1 Torino (OL)	8 Mar 09	4:01.90	Kutre Dulecha ETH	78	1 Karlsruhe	15 Feb 04
1:58.14	Yuliya Rusanova RUS	86	1 Moskva	17 Feb 11	4:02.23	Anna Alminova RUS	85	1 Piréas	25 Feb 09
1:58.34	Svetlana Cherkasova RUS	78	1r2 Moskva	4 Feb 06	4:02.3	Lyudmila Rogachova URS/RUS	66	1 Moskva	14 Feb 90
1:58.37	Helena Fuchsová CZE	65	3 Liévin	25 Feb 01	4:02.58	Yekaterina Rozenberg RUS	80	2r4 Moskva	27 Feb 03
1:58.4	Olga Vakhrusheva URS/UKR	47	1 Moskva	17 Feb 80	4:02.66	Kelly Holmes GBR	70	2 Birmingham	16 Mar 03
1:58.43	Jennifer Meadows GBR	81	2 Doha	14 Mar 10	4:03.0	Natalia Mărăşescu ◇ ROU	52	1 Budapest (OH)	10 Feb 79
1:58.48	Irina Vashentseva RUS	80	2r2 Moskva	23 Jan 05	4:03.09	Elena Antoci ◇ ROU	75	1 Madrid	5 Mar 05
1:58.53	Yelena Soboleva RUS	82	2r2 Moskva	4 Feb 06	4:03.23	Gabriela Szabo ROU	75	1 Maebashi	6 Mar 99
1:58.65	Yevgeniya Zinurova RUS	82	1r4 Moskva	14 Feb 10		(20)			
1:58.67	Tatyana Petlyuk UKR	82	1 Stuttgart	3 Feb 07	4:03.28	Kalkidan Gezahegne ETH	91	1 Stockholm	10 Feb 10
	(20)								
1:58.71	Nicole Teter USA	73	1 New York (Armory)	2 Mar 02	4:03.33	Liliana Popescu ◇ ROU	82	1 Bucureşti	15 Feb 08
1:58.73	Yelena Afanasyeva RUS	67	1 Moskva	17 Feb 01	4:03.46	Fiţa Lovin ◇ ROU	51	2 Piréas	3 Mar 85
1:58.83	Pamela Jelimo KEN	89	1 Istanbul	11 Mar 12	4:03.53	Violeta Szekely ◇ ROU	65	2 Maebashi	6 Mar 99
1:58.84	Natalya Ignatova ◇ RUS	81	1 Moskva	9 Feb 08	4:03.53	Yelena Kanales RUS	76	3 Moskva	18 Feb 06
1:58.9+	Mary Slaney ◇ USA	58	1 San Diego	22 Feb 80	4:03.58	Lidia Chojecka ◇ POL	77	1 Birmingham	21 Feb 03
1:58.92	Suzy Favor Hamilton USA	68	1 Boston (Roxbury)	7 Feb 99	4:03.64	Brigitte Kraus FRG	56	3 Piréas	3 Mar 85
1:58.94	Olga Kuznetsova RUS	67	2 Moskva	17 Feb 01	4:03.67	Mariam Alaoui Selsouli MAR	84	1 Liévin	14 Feb 12
1:59.00	Doina Melinte ◇ ROU	56	1 Budapest (SC)	8 Feb 87	4:03.68	Yekaterina Martynova RUS	86	1r3 Moskva	10 Feb 08
1:59.01	Malika Akkaoui MAR	87	1 Liévin	14 Feb 12	4:03.86	Oksana Zbrozhek RUS	78	2r3 Moskva	15 Feb 09
1:59.09	Jearl Miles Clark USA	66	1 New York (Armory)	25 Feb 02		(30)			
	(30)								
<i>Oversized track</i>					<i>Unofficially timed en route to longer distance (oversized track)</i>				
1:58.33	Jarmila Kratochvílová TCH/CZE	51	1 Jablonec	12 Feb 83	4:00.2+	Mary Slaney ◇ USA	58	1 Houston	16 Feb 80
1:58.4	Martina Steuk ◇ GDR	59	1 Senftenberg	14 Feb 82	<i>Doping violation</i>				
<i>Disallowed for running inside curb</i>					3:57.71	Yelena Soboleva RUS	82	(1) Valencia	9 Mar 08
1:56.36	Maria Mutola MOZ	72	1 Liévin	22 Feb 98	3:58.05	Soboleva		(1r3) Moskva	10 Feb 08
<i>Doping violation</i>					3:59.41	Yuliya Fomenko ◇ RUS	79	(2) Valencia	9 Mar 08
1:56.49	Yelena Soboleva RUS	82	(1) Moskva	9 Feb 08	4:00.21	Fomenko ◇		(2r3) Moskva	10 Feb 08
1000 Metres					One Mile				
2:30.94	Maria Mutola MOZ	72	1 Stockholm	25 Feb 99	4:17.14	Doina Melinte ◇ ROU	56	1 East Rutherford	9 Feb 90
2:32.16	Yuliya Fomenko ◇ RUS	79	1r2 Moskva	25 Jan 06	4:18.99	Paula Ivan ◇ ROU	63	1 East Rutherford	10 Feb 89
2:32.21	Oksana Zbrozhek RUS	78	1r2 Moskva	28 Jan 07	4:20.5	Mary Slaney ◇ USA	58	1 San Diego	19 Feb 82
2:32.40	Yelena Soboleva RUS	82	2r2 Moskva	25 Jan 06	4:21.79	Regina Jacobs USA	63	1 New York (Armory)	8 Jan 00
2:32.91	Yelena Kanales RUS	76	3r2 Moskva	25 Jan 06	4:23.00	Carla Sacramento POR	71	1 Liévin	24 Feb 02
					4:23.19	Gabriela Szabo ROU	75	1 Stuttgart	4 Feb 01
					4:23.33	Kutre Dulecha ETH	78	2 Stuttgart	4 Feb 01
					4:23.49	Olga Komyagina RUS	74	1 Moskva	27 Jan 08
					4:23.53	Gelete Burka ETH	86	1 Birmingham	20 Feb 10
					4:23.86	Kirsty Wade ◇ GBR	62	2 New York	5 Feb 88

MARK	NAME & COUNTRY	BORN	PLACE & VENUE	DATE	MARK	NAME & COUNTRY	BORN	PLACE & VENUE	DATE
<i>Oversized track</i>					6.67+	Michelle Freeman JAM	69	1 Liévin	13 Feb 00
4:17.55	Mary Slaney ◇ USA	58	1 Houston	16 Feb 80	6.67+	Susanna Kallur SWE	81	1 Stockholm	21 Feb 08
<i>Doping violation</i>					6.70	Olga Shishigina KAZ	68	1 Budapest (SC)	5 Feb 99
4:20.21	Yelena Soboleva RUS	82	(1) Moskva	27 Jan 08	6.70	Brigita Bukovec SLO	70	2 Budapest (SC)	5 Feb 99
3000 Metres					6.73	Julie Baumann ◇ SUI	64	2 Grenoble	7 Feb 93
8:23.72	Meseret Defar ETH	83	1 Stuttgart	3 Feb 07	6.73	Yuliya Graudyn ◇ RUS	70	1 Moskva	27 Jan 95
8:23.74	Meselech Melkamu ETH	85	2 Stuttgart	3 Feb 07	60 Metres Hurdles				
8:24.46	Defar	1	Stuttgart	6 Feb 10	7.68	Susanna Kallur SWE	81	1 Karlsruhe	10 Feb 08
8:25.27	Sentayehu Ejigu ETH	85	2 Stuttgart	6 Feb 10	7.69	Ludmila Engquist ◇ URS	64	1 Chelyabinsk	4 Feb 90
8:26.95	Genzebe Dibaba ETH	91	1 Stockholm	21 Feb 13	7.70	Engquist ◇	1	Madrid	11 Feb 93
8:26.99	Defar	1	Stuttgart	7 Feb 09	7.71	Engquist ◇	s	Chelyabinsk	4 Feb 90
8:27.86	Liliya Shobukhova RUS	77	1 Moskva	17 Feb 06	7.72	Kallur	1	Stuttgart	2 Feb 08
8:27.93	Defar	1	Stuttgart	2 Feb 08	7.72	Lolo Jones USA	82	1 Doha	13 Mar 10
8:28.49	Anna Alminova RUS	85	2 Stuttgart	7 Feb 09	7.73	Cornelia Oschkenat ◇ GDR	61	1r2 Wien	25 Feb 89
8:29.00	Olesya Syreva RUS	83	2 Moskva	17 Feb 06	7.73	Sally Pearson ◇ AUS	86	1 Istanbul	10 Mar 12
	(10/7)				7.74	Yordanka Donkova BUL	61	1 Sofia	14 Feb 87
8:29.15	Berhane Adere ETH	73	1 Stuttgart	3 Feb 02	7.74	Engquist ◇	1	Glasgow (KH)	4 Mar 90
8:30.53	Vivian Cheruiyot KEN	83	1 Birmingham	21 Feb 09	7.74	Michelle Freeman JAM	69	1 Madrid	3 Feb 98
8:31.50	Joanne Pavey ◇ GBR	73	3 Stuttgart	3 Feb 07	7.74	Gail Devers ◇ USA	66	1h1 Boston (Roxbury)	1 Mar 03
	(10)				7.74	Kallur	1r2	Stockholm	21 Feb 08
8:31.94	Gelete Burka ETH	86	1 Birmingham	16 Feb 08		(13/8)			
8:32.88	Gabriela Szabo ROU	75	1 Birmingham	18 Feb 01	7.75	Bettine Jahn ◇ GDR	58	1 Budapest (SC)	5 Mar 83
8:33.25	Shalane Flanagan USA	81	2 Boston (Roxbury)	27 Jan 07	7.75	Perdita Felicien CAN	80	1 Budapest (SA)	7 Mar 04
8:33.37	Tirunesh Dibaba ETH	85	1 Boston (Roxbury)	26 Jan 08		(10)			
8:33.82	Elly van Hulst NED	59	1 Budapest (SC)	4 Mar 89	7.76	Gloria Siebert ◇ GDR	64	1 Sindelfingen	5 Feb 88
8:34.80	Liz McColgan ◇ GBR	64	2 Budapest (SC)	4 Mar 89	7.77	Zofia Bielczyk ◇ POL	58	1 Sindelfingen	1 Mar 80
8:35.35	Hellen Obiri KEN	89	2 Birmingham	18 Feb 12	7.78	Brigita Bukovec SLO	70	1 Stuttgart	7 Feb 99
8:35.67	Olga Komyagina RUS	74	3 Moskva	17 Feb 06	7.78	Brianna Rollins USA	91	1 Clemson	11 Jan 13
8:35.86	Mariem Alaoui Selsouli MAR	84	2 Valencia	9 Feb 08	7.79A	Kellie Wells USA	82	1h2 Albuquerque	27 Feb 11
8:36.59	Ejegayehu Dibaba ETH	82	2 Boston (Roxbury)	26 Jan 08	7.80	Carolin Nytra GER	85	1 Paris (Bercy)	4 Mar 11
	(20)				7.80	Tiffany Porter ◇ GBR	87	2 Paris (Bercy)	4 Mar 11
8:36.79	Carla Sacramento POR	71	2 Birmingham	17 Feb 02	7.81	Jackie Joyner-Kersey ◇ USA ⁶²	1	Fairfax	5 Feb 89
8:37.47	Kalkidan Gezahegne ETH	91	2 Birmingham	19 Feb 11	7.82	Yelizaveta Chernyshova URS/RUS ⁵⁸	1	Budapest (SC)	5 Mar 89
8:37.48	Olga Yegorova RUS	72	1 Lisboa	10 Mar 01	7.82	Monique Turrett ◇ FRA	67	1 Paris (Bercy)	23 Feb 91
8:38.14	Kim Smith NZL	81	3 Boston (Roxbury)	27 Jan 07		(20)			
8:38.21	Lidia Chojecka ◇ POL	77	4 Stuttgart	3 Feb 07	7.82	Glory Alozie NGR	77	1h1 Madrid	16 Feb 99
8:38.43	Zahra Ouaziz MAR	69	2 Maebashi	7 Mar 99	7.82	Olga Shishigina KAZ	68	1 Liévin	21 Feb 99
8:39.14	Regina Jacobs USA	63	3 Maebashi	7 Mar 99	7.82	Linda Khodadin ◇ FRA	76	3 Budapest (SA)	7 Mar 04
8:39.27	Zhor El Kamch MAR	73	2 Stuttgart	2 Feb 03	7.82	Priscilla Lopes-Schliep ◇ CAN	82	1 Stuttgart	6 Feb 10
8:39.49	Fernanda Ribeiro POR	69	1 Stockholm	9 Mar 96	7.83	Melissa Morrison USA	71	2 Liévin	22 Feb 98
8:39.70	Mercy Njoroge KEN	86	3 Birmingham	19 Feb 11	7.83	Joanna Hayes USA	76	2s1 Budapest (SA)	7 Mar 04
	(30)				7.83	Lacena Golding-Clarke JAM	75	1 Leipzig	12 Feb 06
5000 Metres					7.83	Christina Vukićević NOR	87	3 Paris (Bercy)	4 Mar 11
14:24.37	Meseret Defar ETH	83	1 Stockholm	18 Feb 09	7.84	Grażyna Rabsztyń POL	52	1 Zabrze	16 Feb 80
14:27.42	Tirunesh Dibaba ETH	85	1 Boston (Roxbury)	27 Jan 07	7.84	Patricia Girard ◇ FRA	68	1 Liévin	26 Feb 95
14:39.29	Berhane Adere ETH	73	1 Stuttgart	31 Jan 04		(30)			
14:39.89	Kim Smith NZL	81	1 New York (Armory)	27 Feb 09	7.84	Gillian Russell JAM	73	2 Paris (Bercy)	9 Mar 97
14:46.80	Sentayehu Ejigu ETH	85	2 Stockholm	10 Feb 10	7.84	Cheryl Dickey USA	66	=3 Paris (Bercy)	9 Mar 97
14:47.35	Gabriela Szabo ROU	75	1 Dortmund	13 Feb 99	7.84	Kim Carson USA	74	1 Erfurt	2 Feb 00
14:47.62	Shalane Flanagan USA	81	2 Boston (Roxbury)	7 Feb 09	7.84	Ginnie Crawford ◇ USA	83	1 Fayetteville	10 Mar 06
14:49.36	Gete Wami ETH	74	1 Dortmund	11 Feb 01	7.84	Derval O'Rourke IRL	81	1 Moskva	11 Mar 06
14:51.69	Tegla Loroupe KEN	73	2 Dortmund	13 Feb 99	7.84	Josephine Onyia ESP	86	1h4 Valencia	8 Mar 08
14:52.67	Sally Kipyego KEN	85	2 Boston	7 Feb 09	7.84A	Kristi Castlin USA	88	1 Albuquerque	26 Feb 12
<i>Doping violation</i>					7.84	Yvette Lewis USA	85	1 New York	16 Feb 13
14:46.44	Alemitu Bekele TUR	77	(2) Stockholm	10 Feb 10	<i>Timing not confirmed as fully automatic</i>				
50 Metres Hurdles					7.82	Natalya Lebedyeva ◇ URS/RUS ⁴⁹	1	Bryansk	24 Feb 80
6.58	Cornelia Oschkenat ◇ GDR	61	1s2 Berlin (DH)	20 Feb 88	<i>Rolling start</i>				
6.65	Gloria Siebert ◇ GDR	64	2 Berlin (DH)	20 Feb 88	7.82	Kim Carson USA	74	1 Madrid	16 Feb 00
6.65	Ludmila Engquist ◇ RUS	64	1 Grenoble	7 Feb 93	<i>Doping violation</i>				
6.67A	Jackie Joyner-Kersey ◇ USA ⁶²	1	Reno	10 Feb 95	7.63	Ludmila Engquist RUS	64	(1) Sevilla	4 Mar 93
					7.66	Engquist	(1)	Sevilla	4 Mar 93
					7.68	Engquist	(1)	San Sebastián	2 Mar 93
					7.69	Engquist	(1)	Liévin	13 Feb 93
					7.73	Engquist	(1)	San Sebastián	2 Mar 93

MARK	NAME & COUNTRY	BORN	PLACE & VENUE	DATE	MARK	NAME & COUNTRY	BORN	PLACE & VENUE	DATE
7.74	Engquist		(1) Liévin	13 Feb 93	4.89	Inisbaeva	1	Liévin	26 Feb 05
7.78	Olga Shishigina KAZ	68	(1) Liévin	18 Feb 96	4.88	Inisbaeva	1	Birmingham	18 Feb 05
7.84	Damu Cherry USA	77	(1) Boston (Roxbury)	1 Mar 03	4.88	Suhr	1	Boston (Roxbury)	4 Feb 12
High Jump									
2.08	Kajsa Bergqvist SWE	76	1 Arnstadt	4 Feb 06	4.87	Holly Bleasdale GBR	91	1 Villeurbanne	20 Jan 12
2.07	Heike Henkel ◇ GER	64	1 Karlsruhe	8 Feb 92	4.85	Svetlana Feofanova RUS	80	1 Athina (Peania)	22 Feb 04
2.06	Stefka Kostadinova BUL	65	1 Pireás	20 Feb 88	4.85	Anna Rogowska POL	81	1 Paris (Bercy)	6 Mar 11
2.06	Blanka Vlašić CRO	83	1 Arnstadt	6 Feb 10	4.82	Fabiana Murer BRA	81	1 Birmingham	20 Feb 10
2.06	Anna Chicherova RUS	82	1 Arnstadt	4 Feb 12	4.82	Yarisley Silva CUB	87	1 Des Moines (Jordan)	24 Apr 13
2.05	Kostadinova		1 Indianapolis	8 Mar 87	4.81	Stacy Dragila USA	71	2 Budapest (SA)	6 Mar 04
2.05	Kostadinova		1 Sofia	1 Feb 92	4.77	Silke Spiegelburg GER	86	1 Leverkusen	15 Jan 12
2.05	Vlašić		1 Banská Bystrica	14 Feb 06	4.76	Monika Pyrek POL	80	2 Donetsk	12 Feb 06
2.05	Tia Hellebaut BEL	78	1 Birmingham	3 Mar 07	<i>(10)</i>				
2.05	Vlašić		1 Weinheim	27 Feb 08	4.75	Yuliya Golubchikova RUS	83	1 Athina (Peania)	13 Feb 08
2.05	Ariane Friedrich GER	84	1 Karlsruhe	15 Feb 09	4.75A	Kylie Hutson USA	87	2 Albuquerque	2 Mar 13
2.05	Vlašić		2 Karlsruhe	15 Feb 09	4.72	Kym Howe AUS	80	2 Donetsk	10 Feb 07
<i>(12/7)</i>					4.72	Jillian Schwartz USA	79	1 Jonesboro (Bell)	15 Jun 08
2.04	Alina Astafei GER	69	1 Berlin (Schöneberg)	3 Mar 95	4.71	Tatyana Polnova ◇ RUS	79	1 Liévin	28 Feb 04
2.04	Yelena Slesarenko ◇ RUS	82	1 Budapest (SA)	7 Mar 04	4.71	Anastasiya Savchenko RUS	89	2 Stockholm	21 Feb 13
2.04	Antonietta Di Martino ITA	78	1 Banská Bystrica	9 Feb 11	4.70	Carolin Hingst GER	80	1 Ludwigshafen	14 Jan 07
<i>(10)</i>					4.70	Jiřina Svobodová ◇ CZE	86	1 Donetsk	11 Feb 12
2.03	Tamara Bykova URS/RUS	58	1 Budapest (SC)	6 Mar 83	4.70	Vanessa Boslak FRA	82	2 Istanbul	11 Mar 12
2.03	Monica Iagăr ◇ ROU	73	1 București	23 Jan 99	<i>(20)</i>				
2.03	Marina Kuptsova RUS	81	1 Wien	2 Mar 02	4.68	Annika Becker GER	81	2 Dortmund	4 Feb 04
2.02	Susanne Beyer ◇ GDR	61	2 Indianapolis	8 Mar 87	4.67	Kellie Suttle USA	73	1 Jonesboro (Bell)	16 Jun 04
2.02	Venelina Veneva-Mateeva BUL	74	1 Łódź	2 Feb 02	4.66	Christine Adams GER	74	1 Sindelfingen	10 Mar 02
2.02	Yelena Yelesina RUS	70	1 Moskva	26 Feb 03	4.66	Lacy Janson USA	83	1c1 Fayetteville	12 Feb 10
2.02A	Chaunté Lowe ◇ USA	84	1 Albuquerque	26 Feb 12	4.66	Kristina Gadschiew GER	84	1 Potsdam (Stern)	18 Feb 11
2.01	Gabriele Günz ◇ GDR	61	2 Stuttgart	31 Jan 88	4.65	Yvonne Buschbaum GER	80	2 Wien	3 Mar 02
2.01	Ioamnet Quintero CUB	72	1 Berlin (Schöneberg)	5 Mar 93	4.65	Kateřina Baďurová CZE	82	1 Praha (Stromovka)	14 Feb 07
2.01	Tisha Waller USA	70	1 Atlanta	28 Feb 98	4.65	Anna Battke GER	85	3 Torino (OL)	7 Mar 09
<i>(20)</i>					4.65	Aleksandra Kiryashova RUS	85	3 Moskva	28 Feb 10
2.01	Ruth Beitia ESP	79	1 Pireás	24 Feb 07	4.65	Lisa Ryzih GER	88	1 Leipzig	27 Feb 11
2.01	Vita Palamar UKR	77	3 Valencia	9 Mar 08	<i>(30)</i>				
2.01	Irina Gordeyeva RUS	86	1 Cottbus	28 Jan 09	Long Jump				
2.00	Coleen Sommer ◇ USA	60	1 Ottawa	13 Feb 82	7.37	Heike Drechsler ◇ GDR	64	1 Wien	13 Feb 88
2.00	Emiliya Dragieva ◇ BUL	65	3 Indianapolis	8 Mar 87	7.32	Drechsler ◇		1 New York	27 Feb 87
2.00	Lyudmila Avdyeyenko URS/UKR	63	1 Volgograd	11 Feb 88	7.30	Drechsler ◇		1 Budapest (SC)	5 Mar 88
2.00	Larisa Kositsyna ◇ URS/RUS	63	2 Volgograd	11 Feb 88	7.30	Galina Chistyakova URS/UKR/RUS	62	1 Lipetsk	28 Jan 89
2.00	Inga Babakova UKR	67	3 Toronto (SD)	13 Mar 93	7.29	Drechsler ◇		1 Berlin (DH)	25 Jan 86
2.00	Yelena Gulyayeva ◇ RUS	67	1 Moskva	27 Jan 94	7.25	Chistyakova		1 Chiřináu	16 Feb 85
2.00	Britta Bilač ◇ SLO	68	1 Frankfurt	9 Feb 94	7.24	Drechsler ◇		1 Berlin (DH)	20 Feb 88
<i>(30)</i>					7.24	Chistyakova		2 Budapest (SC)	5 Mar 88
2.00	Tatyana Motkova RUS	68	1 Banská Bystrica	8 Feb 95	7.23	Chistyakova		1 Volgograd	10 Feb 88
2.00	Hanne Haugland NOR	67	1 Spala	17 Feb 95	7.23	Brittney Reese USA	86	1 Istanbul	11 Mar 12
2.00	Yuliya Lyakhova RUS	77	1 Wuppertal	5 Feb 99	<i>(10/3)</i>				
2.00	Viktoriya Seryogina RUS	73	1 Athina (Néo Iráklio)	5 Feb 03	7.20	Larisa Berezhnaya URS/UKR	61	1 Gomel	4 Feb 89
2.00	Svetlana Lapina RUS	78	=3 Moskva	26 Feb 03	7.17	Yelena Khlopotnova ◇ URS/KAZ/UKR	63	2 Chiřináu	16 Feb 85
2.00	Daniela Rath GER	77	1 Wuppertal	23 Jan 04	7.13	Jackie Joyner-Kersey ◇ USA	62	1 Atlanta	5 Mar 94
2.00	Yekaterina Savchenko ◇ RUS	77	1 București	17 Feb 08	7.09	Helga Radtke GDR	62	1 Berlin (DH)	24 Feb 85
2.00	Viktoriya Klyugina ◇ RUS	80	2 Arnstadt	7 Feb 09	7.09	Inessa Kravets EUN/UKR	66	1 Moskva	1 Feb 92
2.00	Svetlana Shkolina RUS	86	2 Arnstadt	6 Feb 10	7.05	Iolanda Chen URS/RUS	61	2 Gomel	4 Feb 89
2.00	Meike Kröger GER	86	2 Karlsruhe	28 Feb 10	7.03	Dawn Burrell USA	73	1 Lisboa	10 Mar 01
<i>(40)</i>					<i>(10)</i>				
2.00	Alessia Trost ITA	93	1 Třinec	29 Jan 13	7.01	Nijolė Medvedeva ◇ URS/LTU	60	1 Kaunas	26 Jan 87
Pole Vault					7.01	Yelena Belevskaya ◇ URS/BLR	63	2 Moskva	14 Feb 87
5.02A	Jenn Suhr ◇ USA	82	1 Albuquerque	2 Mar 13	7.01	Tatyana Kotova RUS	76	1 Omsk	17 Jan 02
5.01	Yelena Inisbaeva RUS	82	1 Stockholm	23 Feb 12	7.01	Darya Klishina RUS	91	1 Göteborg	2 Mar 13
5.00	Inisbaeva		1 Donetsk	15 Feb 09	7.00	Lyudmila Galkina RUS	72	1 Moskva	16 Feb 01
4.95	Inisbaeva		1 Donetsk	16 Feb 08	7.00	Naide Gomes POR	79	1 Valencia	9 Mar 08
4.93	Inisbaeva		1 Donetsk	10 Feb 07	7.00	Olga Kucherenko RUS	85	1 Krasnodar	20 Jan 13
4.91	Inisbaeva		1 Donetsk	12 Feb 06	6.99	Eva Murková TCH/SVK	62	2 Pireás	2 Mar 85
4.90	Inisbaeva		1 Madrid	6 Mar 05	6.99	Mirela Dulgheru ROU	66	1 Bacău	23 Jan 93
4.90	Inisbaeva		1 Praha (O2)	26 Feb 09	6.99A	Janay DeLoach Soukup ◇ USA	85	1 Albuquerque	27 Feb 11
					<i>(20)</i>				
					6.98	Tatyana Lebedeva RUS	76	1 Budapest (SA)	7 Mar 04
					6.97	Chioma Ajunwa NGR	70	1 Erfurt	5 Feb 97

MARK	NAME & COUNTRY	BORN	PLACE & VENUE	DATE	MARK	NAME & COUNTRY	BORN	PLACE & VENUE	DATE
6.96	Valeria Constantin ◊ ROU	60	1 Bacău	13 Feb 88	21.58	Fibingerová		1 Jablonec	12 Feb 77
6.96	Irina Simagina RUS	82	1 Stockholm	21 Feb 08	(11/5)				
6.95	Marieta Ilcu ROU	62	1 Bacău	25 Feb 89	21.46	Claudia Losch FRG	60	1 Zweibrücken	4 Feb 86
6.94	Anişoara Stanciu ◊ ROU	62	1 Bucureşti	19 Feb 83	21.26	Ines Müller ◊ GDR	59	1 Berlin (DH)	24 Feb 85
6.94	Irina Mushailova RUS	67	1 Moskva	27 Feb 93	21.26	Natalya Akhrimenko ◊ URS/RUS	55	1 Sankt-Peterburg	24 Jan 87
6.92	Carolina Klüft SWE	83	3 Budapest (SA)	7 Mar 04	21.23	Margitta Pufe ◊ GDR	52	1 Senftenberg	26 Feb 78
6.91	Irina Valyukevich ◊ URS/RUS/BLR	59	3 Chişinău	16 Feb 85	21.15	Irina Korzhanenko RUS	64	1 Moskva	18 Feb 99
6.91	Niki Xánthou GRE	73	1 Liévin	16 Feb 97	(10)				
6.91	Magdalena Khristova BUL	77	1 Stockholm	19 Feb 98	21.10	Sui Xinmei CHN	65	1 Beijing	3 Mar 90
6.91	Fiona May ITA	69	1 Valencia	1 Mar 98	21.08	Li Meisu CHN	59	1 Beijing	25 Mar 88
6.91	Elva Goulbourne JAM	80	1 Fayetteville	23 Feb 02	21.06	Eva Wilms FRG	52	1 Dortmund	19 Feb 77
6.91	Whitney Gipson USA	90	1 Nampa	9 Mar 12	21.06	Nunu Abashidze URS/GEO/UKR	55	1 Budapest (SC)	8 Feb 84
					21.03	Helma Knorscheidt GDR	56	2 Berlin (SF)	4 Aug 83
<i>Exhibition</i>					20.98	Valerie Adams ◊ NZL	84	1 Zürich (HB)	28 Aug 13
7.05	Tatyana Kotova RUS	76	1 Barnaul	26 Feb 00	20.94	Kathrin Neimke GDR	66	1 Senftenberg	3 Feb 88
					20.85	Heidi Krieger GDR	65	1 Berlin (DH)	25 Jan 87
					20.78	Ivanka Khristova BUL	41	1 Sofia	14 Feb 76
					20.75	Heike Hartwig ◊ GDR	62	1 Senftenberg	7 Feb 87
					(20)				
Triple Jump					20.74	Verzhiniya Veselinova BUL	57	1 Sofia	21 Feb 82
15.36	Tatyana Lebedeva RUS	76	1 Budapest (SA)	6 Mar 04	20.73	Vita Pavlysh UKR	69	1 Sumy	22 Feb 04
15.16	Ashia Hansen GBR	71	1 Valencia	28 Feb 98	20.71	Larisa Peleshenko ◊ URS/RUS	64	2 Volgograd	11 Feb 88
15.14	Olga Rypakova KAZ	84	1 Doha	13 Mar 10	20.70	Liane Schmuhl GDR	61	1 Senftenberg	27 Feb 82
15.08	Marija Šestak ◊ SLO	79	1 Athína (Peanía)	13 Feb 08	20.69	Svetlana Krivelyova RUS	69	1 Moskva	22 Jan 99
15.05	Yargelis Savigne CUB	84	1 Valencia	8 Mar 08	20.62	Nadezhda Chizhova RUS	45	2 Göteborg	9 Mar 74
15.03	Iolanda Chen RUS	61	1 Barcelona	11 Mar 95	20.58	Marianne Adam GDR	51	2 Berlin (DH)	4 Feb 79
15.02	Hansen		1 Maebashi	7 Mar 99	20.57	Mihaela Loghin ROU	52	1 Bucureşti	22 Feb 87
15.01	Inna Lasovskaya RUS	69	1 Paris (Bercy)	8 Mar 97	20.50	Christa Wiese GDR	67	2 Senftenberg	12 Feb 89
15.01	Hansen		1 Birmingham	15 Mar 03	20.42	Natalya Mikhnevich BLR	82	3 Doha	14 Mar 10
15.00	Lebedeva		1 Moskva	18 Feb 01	(30)				
15.00	Hrisopiýi Devetzí GRE	76	2 Valencia	8 Mar 08					
	(11/8)				<i>Doping violation</i>				
14.94	Iva Prandzheva BUL	72	2 Maebashi	7 Mar 99	21.43	Vita Pavlysh UKR	69	(1) Maebashi	6 Mar 99
14.94	Cristina Nicolau ROU	77	1 Bucureşti	5 Feb 00					
	(10)				Pentathlon				
14.94	Oksana Udmurtova RUS	82	1 Tartu	20 Feb 08	5013	Nataliya Dobrynska UKR	82	1 Istanbul	9 Mar 12
14.93	Anna Pyatykh RUS	81	2 Moskva	11 Mar 06	8.38	1.84	16.51	6.57	2:11.15
14.91	Rodica Mateescu ◊ ROU	71	1 Bucureşti	1 Mar 97	4991	Irina Belova EUN/RUS	68	1 Berlin (RH)	15 Feb 92
14.91	Tereza Marinova BUL	77	1 Lisboa	11 Mar 01	8.22	1.93	13.25	6.67	2:10.26
14.90	Yamilé Aldama SUD	72	2 Budapest (SA)	6 Mar 04	4965	Jessica Ennis-Hill ◊ GBR	86	2 Istanbul	9 Mar 12
14.88	Françoise Mbango CMR	76	2 Birmingham	15 Mar 03	7.91	1.87	14.79	6.19	2:08.09
14.88	Olga Saladukha UKR	83	1 Göteborg	3 Mar 13	4948	Carolina Klüft SWE	83	1 Madrid	4 Mar 05
14.87	Šárka Kašpárková CZE	71	3 Maebashi	7 Mar 99	8.19	1.93	13.29	6.65	2:13.47
14.84	Trecia Smith JAM	75	4 Moskva	11 Mar 06	4944	Klüft		1 Birmingham	2 Mar 07
14.83	Yelena Lebedenko RUS	71	1 Samara	1 Feb 01	8.20	1.88	14.43	6.59	2:13.04
	(20)				4937	Ennis-Hill		1 Doha	13 Mar 10
14.81	Magdelin Martinez ITA	76	Q Budapest (SA)	5 Mar 04	8.04	1.90	14.01	6.44	2:12.55
14.78	Adelina Gavrilă ROU	78	1 Bucureşti	2 Feb 08	4933	Klüft		1 Birmingham	14 Mar 03
14.75	Anna Biryukova ◊ RUS	67	1 Moskva	14 Feb 95	8.19	1.89	14.48	6.61	2:15.58
14.74	Viktoriya Gurova RUS	82	1 Madrid	6 Mar 05	4927	Kelly Sotherton GBR	76	2 Birmingham	2 Mar 07
14.72	Kéné Ndoye SEN	78	3 Birmingham	15 Mar 03	8.23	1.88	14.57	6.51	2:12.54
14.70	Oksana Rogova RUS	78	1 Volgograd	6 Feb 02	4896	Yekaterina Bolshova RUS	88	1 Moskva	7 Feb 12
14.68	Anastasiya Taranova-Potapova RUS	85	1 Torino (OL)	8 Mar 09	8.41	1.92	13.79	6.45	2:10.60
14.67	Inessa Kravets UKR	66	1 Moskva	27 Jan 95	4880	Dobrynska	82	1 Sumy	16 Feb 12
14.65	Nadezhda Alyokhina RUS	78	1 Pireás	20 Feb 02	8.35	1.84	16.46	6.36	2:15.90
14.64	Carlota Castrejana ESP	73	1 Birmingham	4 Mar 07	(10/6)				
	(30)				4877	Tia Hellebaut BEL	78	1 Gent	10 Feb 07
					8.34	1.96	13.62	6.42	2:15.13
Shot Put					4866	Svetlana Moskalets ◊ RUS	69	1 Chelyabinsk	3 Feb 95
22.50	Helena Fibingerová TCH/CZE	49	1 Jablonec	19 Feb 77	8.11	1.86	14.30	6.65	2:18.95
22.14	Natalya Lisovskaya URS/RUS	62	1 Penza	7 Feb 87	4855	Tatyana Chernova RUS	88	1 Penza	3 Feb 10
21.75	Fibingerová		1 Ostrava	26 Feb 77	8.38	1.86	13.38	6.72	2:12.70
21.70	Nadezhda Ostapchuk BLR	80	1 Mogilyov	12 Feb 10	4850	Natalya Sazanovich BLR	73	1 Lisboa	9 Mar 01
21.66	Fibingerová		1 Budapest (OH)	2 Feb 77	8.25	1.80	16.31	6.69	2:23.20
21.60	Lisovskaya		1 Volgograd	11 Feb 88	(10)				
21.60	Lisovskaya		1 Moskva	21 Feb 88	4808	Urszula Włodarczyk POL	65	1 Valencia	27 Feb 98
21.60	Valentina Feduyshina URS/UKR	65	1 Simferopol	28 Dec 91	8.25	1.83	15.16	6.54	2:19.77
21.59	Ilona Briesenick ◊ GDR	56	1 Berlin (DH)	24 Jan 79					
21.58	Fibingerová		1 Ostrava	29 Jan 77					

MARK	NAME & COUNTRY	BORN	PLACE & VENUE	DATE	MARK	NAME	BORN	PLACE & VENUE	DATE
4802	Austra Skujytė LTU	79	3 Istanbul	9 Mar 12	11:53.23	Ileana Salvador ITA	62	2 Genova	29 Feb 92
8.57	1.90 16.26 6.24 2:19.99				11:53.82	Kerry Saxby-Junna AUS	61	2 Toronto (SD)	13 Mar 93
4801	Larisa Turchinskaya ◇ RUS	65	1 Paris (Bercy)	11 Mar 94	11:54.32	Anna Rita Sidoti ITA	69	1 Paris (Bercy)	12 Mar 94
8.55	1.84 15.88 6.50 2:18.85				4 x 200 Metres Relay				
4801	Karin Ruckstuhl NED	80	3 Birmingham	2 Mar 07	1:32.41	Russia		1 Glasgow (KH)	29 Jan 05
8.30	1.88 13.83 6.50 2:16.65					Kondratyeva, Khabarova, Pechonkina, Gushchina			
4792	Olga Kurban RUS	87	2 Moskva	7 Feb 12	1:32.55	Eintracht Hamm FRG		1 Dortmund	20 Feb 88
8.45	1.86 14.68 6.34 2:13.44					Arendt, Knoll, Kluth, Kinzel			
4784	Anna Bogdanova RUS	84	1 Penza	4 Feb 09	1:32.55	LG Olympia Dortmund GER	1r2	Karlsruhe	21 Feb 99
8.30	1.86 13.77 6.54 2:16.63					Möller, G Rockmeier, B Rockmeier, Philipp			
4780	Sabine Braun GER	65	1 Paris (Bercy)	7 Mar 97	1:33.24	United States		1 Glasgow (KH)	12 Feb 94
8.11	1.86 14.39 6.40 2:19.74					Harris, Gaines, Dendy, Collins			
4775	Rita Ináncsi HUN	71	2 Paris (Bercy)	11 Mar 94	1:33.83	German Democratic Republic		1 Glasgow (KH)	23 Feb 90
8.39	1.87 14.47 6.57 2:20.87					Möller, Hesselbarth, Sabert, Günther			
4771	Lyudmila Blonska UKR	77	1 Tallinn	16 Feb 08	1:33.96	Great Britain & NI		2 Glasgow (KH)	23 Feb 90
8.32	1.81 14.30 6.57 2:16.00					Dunn, Stoute, Keough, Gunnell			
4769	Karolina Tymieńska POL	84	1 Spała	16 Feb 08	1:34.05	Italy		1 Torino	11 Feb 84
8.50	1.72 14.69 6.54 2:06.72					Miano, Ferrian, E Rossi, Masullo			
	(20)				1:34.47	France		3 Paris (Bercy)	10 Feb 90
4768	Sabine John ◇ GDR	57	1 Moskva	15 Feb 85	1:34.69	Czech Republic		1 Wien	17 Feb 96
8.16	1.74 14.76 6.61 2:15.63					Benešová, Formanová, Kostavalová, Suchovská			
4759	Naide Gomes POR	79	1 Budapest (SA)	5 Mar 04	1:34.89	Sweden		2 Glasgow (KH)	29 Jan 05
8.48	1.88 15.08 6.45 2:21.69					S Kallur, Ljunggren, Tornemark, Aruhn			
4753	Liliana Năstase ROU	62	1 Bacău	10 Feb 93	4 x 400 Metres Relay				
8.17	1.75 13.94 6.67 2:14.88				3:23.37	Russia		1 Glasgow (KH)	28 Jan 06
4753	DeDee Nathan USA	68	1 Maebashi	5 Mar 99		Gushchina 51.75, Kotlyarova 50.40, Zaytseva 51.03, Krasnomovets 50.19			
8.26	1.86 15.10 6.24 2:18.98				3:23.88	Russia		1 Budapest (SA)	7 Mar 04
4753	Hyleas Fountain USA	81	4 Doha	13 Mar 10		Krasnomovets 51.37, Kotlyarova 50.12, Levina 52.50, Nazarova 49.89			
8.20	1.87 14.06 6.46 2:21.02				3:24.25	Russia		1 Maebashi	7 Mar 99
4748	Hanna Melnychenko UKR	83	2 Sumy	16 Feb 12		Chebykina 51.68, Goncharenko 50.30, Kotlyarova 50.77, Nazarova 51.50			
8.34	1.84 13.89 6.41 2:14.35				3:24.91	Russia		1 Moskva	12 Mar 06
4735	Yelena Lebedenko RUS	71	1 Lipetsk	10 Feb 96		Levina 51.63, Nazarova 51.21, Krasnomovets 50.69, Antyukh 51.38			
8.23	1.84 14.15 6.51 2:20.62				3:25.91	Russia		1h1 Moskva	12 Mar 06
4723	Antoinette Nana Djimou FRA	85	1 Paris (Bercy)	4 Mar 11		Gushchina 51.62, Veshkurova 52.27, Levina 51.03, Antyukh 50.99			
8.11	1.80 14.81 6.34 2:18.99				3:26.84	Russia		1 Paris (Bercy)	9 Mar 97
4714	Lyubov Ratsu MDA	61	2 Moskva	15 Feb 85		Chebykina 52.97, Goncharenko 51.28, Kotlyarova 51.45, Alekseyeva 51.14			
8.42	1.77 15.12 6.43 2:15.59				3:26.87	Australia		2 Maebashi	7 Mar 99
4713	Olga Levenkova RUS	84	1 Moskva	4 Feb 06		Andrews 52.33, Van Heer 51.45, Lewis 51.32, Freeman 51.77			
8.31	1.82 13.21 6.44 2:19.94				3:27.22	Germany		1 Sevilla	10 Mar 91
	(30)					Seuser 53.3, Schreiter 52.7, Hesselbarth 51.8, Breuer 50.4			
Oversized track					3:27.34	United States		1 Doha	14 Mar 10
4995	Anke Behmer GDR	61	1 Senftenberg	2 Feb 88		Dunn 51.21, Trotter 52.54, Hastings 52.67, Felix 50.92			
8.21	1.78 14.94 6.80 2:07.72				3:27.44	Russia		2 Doha	14 Mar 10
4995	Behmer		1 Senftenberg	25 Feb 88		Pospelova 52.71, Nazarova 51.87, Vdovina 52.09, Firova 50.77			
8.27	1.83 14.95 6.66 2:08.03					(10/4)			
4921	Sabine John ◇ GDR	57	1 Senftenberg	26 Jan 84	3:27.56	Great Britain & NI		1 Göteborg	3 Mar 13
8.03	15.28 1.77 6.65 2:13.0					Child 52.21, Cox 52.25, Ohuruogu 51.88, Shakes-Drayton 51.22			
4897	John		1 Senftenberg	15 Feb 86	3:27.66	University of Texas INT	1r3	Fayetteville	15 Mar 03
8.02	1.80 15.32 6.57 2:15.73					Downer/JAM 52.8, McIntosh 51.7, Robinson 51.5, Richards 51.7			
4853	John		1 Senftenberg	1 Feb 86	3:27.83	Belarus		1 Birmingham	4 Mar 07
8.04	1.80 15.34 6.47 2:16.30					Yushchanka 53.16, Khlyustava 52.07, S Usovich 52.01, I Usovich 50.59			
4814	Sibylle Thiele GDR	65	2 Senftenberg	15 Feb 86	3:27.95	USSR		2 Sevilla	10 Mar 91
8.39	1.80 14.91 6.67 2:16.03					Shmonina UZB 53.0, Dzhalilova UKR 51.9, Ponomaryova RUS 51.9, Yurchenko UKR 51.2			
4775	Kristine Nitzsche GDR	59	2 Senftenberg	26 Jan 84	3:28.47	Czech Republic		4 Paris (Bercy)	9 Mar 97
8.52	15.83 1.89 6.27 2:20.4					Kostovalová 53.35, Formanová 52.40, Fuchsová 52.20, Benešová 50.52			
4735	Heike Tischler GDR	64	2 Senftenberg	25 Feb 88	3:28.71	France		4 Göteborg	3 Mar 13
8.70	1.83 13.53 6.56 2:10.63					Soumaré 53.75, Hurtis 51.82, Anacharsis 51.48, Gayot 51.66			
						(10)			
3000 Metres Walk					3:28.95	Poland		4 Moskva	12 Mar 06
11:35.34	Gillian O'Sullivan IRL	76	1 Belfast	15 Feb 03		Prokopek 52.37, Bejnar 51.36, Chrust-Rozej 52.99, Pskit 52.23			
11:40.33	Claudia Stef ROU	78	1 București	30 Jan 99	3:29.54	Jamaica		5 Moskva	12 Mar 06
11:41.85	Norica Cîmpean ROU	72	1 București	6 Feb 99		S Williams 53.26, N Williams 51.42, Thompson 52.18, Beckford 52.68			
11:44.00	Alina Ivanova RUS	69	1 Moskva	7 Feb 92					
11:44.10	Anisya Kirdyapkina RUS	89	1 Moskva	5 Feb 12					
11:49.73	Yelena Nikolayeva RUS	66	1 Toronto (SD)	13 Mar 93					
11:50.90	Beate Gummett ◇ GER	68	1 Sevilla	9 Mar 91					


MARK	TEAM	PLACE & VENUE	DATE	Latterly	Formerly	
3:30.06	Romania	3 Budapest (SA)	7 Mar 04	JAM	Veronica Campbell-Brown	Campbell
	Moroşanu 54.00, Ripanu 52.73, Rus 52.64, Tîrlea 50.69				Lacena Golding-Clarke	Golding
3:30.43	Ukraine	5 Paris (Bercy)	9 Mar 97		Shelly-Ann Fraser-Pryce	Fraser
	Movchan 52.70, Yurchenko 52.98, Misiruk 52.66, Moroz 52.09			LTU	Nijolė Medvedyeva	Bluskit
3:31.47	Unified Team	1 Paris (Bercy)	22 Feb 92	NED	Nelli Fiene	Cooman
	Golesheva RUS, Ruzina RUS, Radeyeva RUS, Shmonina UZB			NZL	Valerie Adams	Adams/Vili
3:31.86	Spain	4 Sevilla	10 Mar 91	POL	Zofia Bielczyk	Filip
	Myers, Merino, Ferrer, Lahoz				Lidia Chojecka	Chojecka/Okniska
	<i>Doping violation (by Wilkins)</i>			ROU	Elena Antoci	Buhaianu/lagăr
3:28.49	Jamaica	(3) Doha	14 Mar 10		Natalia Betini	Andrei/Mărăşescu
	Wilkins 51.29, Williams 54.43, Prendergast 51.38, Williams-Mills 51.39				Valeria Constantin	Ionescu
					Monica Dinescu	lagăr
					Paula Ivan	Ilie
					Fița Lovin	Rafira
4 x 800 Metres Relay					Ionela Tîrlea	Tîrlea/Manolache
8:06.24	Moskovskaya Region RUS	1 Moskva	18 Feb 11		Rodica Mateescu	Petrescu
	Bulanova 2:02.1, Martynova 2:03.1, Kofanova 2:00.4, Balakshina 2:00.6				Doina Melinte	Besliu
8:25.5	Villanova University USA	1 Gainesville	7 Feb 87		Liliana Popescu	Barbulescu
	Procaccio, Grant, DiMuro, Halliday				Anioşara Stanciu	Cumir
8:26.77	University of Wisconsin INT	1 Indianapolis	13 Mar 93		Violeta Szekely	Beclea
	Coté/CAN, Renk, Sherman, Wickus			RUS	Natalya Akhrimenko	Petrova
8:31.00	Ukraine	2 Linz	31 Jan 08		Anna Biryukova	Derevyankina
	Mischenko, Shevchenko, Tverdostup, Gladun				Larisa Chzhao	Popova/Panchick
					Yuliya Fomenko	Chizhenko
					Olesya Krasnomovets	Krasnomovets/Forsheva
					Yuliya Graudyň	Filippova
					Yelena Gulyayeva	Rodina
					Natalya Ignatova	Shipitsyna
					Viktoriya Klyugina	Slivka
					Larisa Kuchuyeva	Kositsyna
					Svetlana Moskalets	Akimova
					Larisa Peleshenko	Agapova
					Tatyana Polnova	Zaykova/Köstem TUR
					Irina Privalova	Sergeyeva
					Yekaterina Savchenko	Aleksandrova
					Anastasiya Shvedova	Ivanova
					Yelena Slesarenko	Sivushenko
					Larisa Turchinskaya	Nikitina
				SLO	Jolanda Batagelj	Steblovnik/Čeplak
					Britta Bilač	Vörös
					Marija Šestak	Martinović
				SUI	Julie Baumann	Rocheleau
				SWE	Ludmila Engquist	Leonova/Narozhilenko RUS
				UKR	Zhanna Block	Tarnopolskaya/Pintusevich
					Olga Bryzgina	Vladykina
					Yelena Khlopotnova	Steşura/Kokonova
				USA	Tianna Bartoletta	Madison
					Ginnie Crawford	Powell
					Janay DeLoach	DeLoach Soukup
					Gail Devers	Devers/Roberts
					Carlette Guidry	White
					Suzy Hamilton	Favor
					Jackie Joyner-Kersey	Joyner
					Chaunté Lowe	Howard
					Jearl Miles Clark	Miles
					Sanya Richards Ross	Richards
					Mary Slaney	Decker/Tabb
					Coleen Sommer	Rienstra
					Jenn Suhr	Stuczynski
					Mary Vincent	Sauer

★

Women's Name Changes

Here is a list of women from the all-time lists whose name has changed (through marriage) during their competitive career

	Latterly	Formerly
AUS	Sally Pearson	McLellan
BLR	Yelena Belevskaya	Mityayeva
	Irina Valyukevich	Apollonova
BUL	Emiliya Dragieva	Petkanova
CAN	Angella Issajenko	Taylor
	Priscilla Lopes-Schliep	Lopes
CZE	Jiřina Svobodová	Ptáčnicková
FRA	Patricia Girard	Girard/Léno
	Linda Khodadin	Ferga
	Monique Turret	Éwanjé-Epée
GBR	Jessica Ennis-Hill	Ennis
	Liz McColgan	Lynch
	Joanne Pavey	Davis
	Tiffany Porter	Ofili USA
	Kirsty Wade	McDermott
GER	Susanne Beyer	Helm
	Ilona Briesenick	Schoknecht/Slupianek
	Heike Drechsler	Daute
	Marlies Göhr	Oelsner
	Sigrun Grau	Ludwigs/Wodars
	Beate Gummelt	Anders
	Gabriele Günz	Niebling
	Heike Hartwig	Dittrich
	Heike Henkel	Redetzky
	Bettine Jahn	Gärtz
	Sabine John	Möbius/Paetz
	Ines Krause	Schulz
	Silke Möller	Gladisch
	Ines Müller	Reichenbach
	Dagmar Neubauer	Rübsam
	Cornelia Oschkenat	Riefstahl
	Margitta Pufe	Droese/Ludewig
	Petra Schersing	Müller
	Gloria Siebert	Kovarik/Uibel
	Martina Steuk	Kämpfert
ISV	Laverne Jones-Ferrette	Jones



NATIONAL INDOOR RECORDS

Records set in 2014 are shown in bold type. Asterisks denote the presence of a footnote relating to the record of the country.
As at January 31, 2014.

COUNTRY	MARK	NAME	VENUE	DATE	COUNTRY	MARK	NAME	VENUE	DATE
60 Metres					EST	7.30	Katrin Käär	Madrid	4 Mar 05
AFG	9.19	Tahmine Kohistani	Mashad	3 Feb 12	FIN	7.20	Sisko Hanhijoki	Karlsruhe	11 Feb 90
AIA	7.72	Shara Proctor	Lexington	17 Jan 09		7.20	Sisko Hanhijoki	Sevilla	8 Mar 91
ALB	7.62A	Ermelinda Shehu	Colorado Springs	9 Jan 99	FRA	7.06	Christine Arron	Aubiére	26 Feb 06
ALG	7.45	Baya Rahouli	Eaubonne	23 Feb 99	GAB	7.12	Ruddy Zang Milama	Moskva	3 Feb 13
AND	7.78	Estefania Sebastian	Bompas	26 Jan 14	GAM	8.70	Jankey Sowe	Oviedo	7 Feb 10
ANG	7.53	Antonia Margarete de Jesús	Espinho	31 Jan 04	GBR	7.08	Jeanette Kwakye	Valencia	7 Mar 08
ANT	7.30	Heather Samuel	Birmingham	14 Mar 03	GBS	7.90	Artimiza Sá	Espinho	24 Feb 01
ARG	7.83	Milagros Allende	Talence	10 Dec 95	GEO	7.27	Maya Azarashvili	Mannheim	11 Feb 94
ARM	7.73	Marine Ghazarian	Tehran	8 Feb 05	GEQ	7.73	Teresa Mangué	Antequera	28 Dec 13
ARU	8.04	Silvienne Krosendijk	Lisboa	11 Mar 01	GER	7.04	Marita Koch	Senftenberg	16 Feb 85
AUS	7.30	Sally McLellan/Pearson	Boston/Roxbury	7 Feb 09		7.04	Silke Möller	Budapest	6 Mar 88
AUT	7.15	Karin Mayr	Wien	24 Feb 01	GHA	7.18	Vida Anim	Chemnitz	27 Feb 04
AZE	7.68	Elvira Dzhapparova	Toronto	12 Mar 93	GRE	6.96	Katerína Thánou	Maebashi	7 Mar 99
BAH	7.01	Savatheda Fynes	Maebashi	7 Mar 99	GRN	7.29A	Sherry Fletcher	Albuquerque	19 Jan 07
	7.01	Savatheda Fynes	Madrid	16 Feb 00		7.29	Sherry Fletcher	Fayetteville	9 Mar 07
BAN	7.88	Foujia Huda	Rashd	12 Oct 01		7.29	Sherry Fletcher	Baton Rouge	22 Feb 08
BAR	7.39	Shakera Reece	Houston	24 Feb 07	GUA	7.72	Christa Schumann	Indianapolis	6 Mar 87
	7.39	Shakera Reece	Houston	30 Jan 10	GUI	7.71	Asta Dramé	Aubiére (1h2)	18 Feb 12
BDI	8.67	Claudine Kamariza	Montréal	15 Dec 01		7.71	Asta Dramé	Aubiére (1)	18 Feb 12
BEL	7.10	Kim Gevaert	Birmingham	3 Mar 07	GUM	8.16	Desiree Craggette	Warrensburg	10 Feb 06
BEN	7.44	Fabienne Feraez	Eaubonne	4 Feb 05	GUY	7.42A	Jennifer Inniss	Albuquerque	22 Jan 83
BER	7.59	Shahnel Woodley	Flagstaff	17 Jan 09	HAI	7.18	Barbara Pierre	State College	29 Jan 10
BIH	7.88	Ksenija Kecman	Zagreb	21 Jan 12	HKG	7.59	Lai Tsui Shan	Beijing	22 Feb 04
BIZ	7.59	Mera Belisle	Syracuse	17 Feb 01	HUN	7.22	Éva Barati	Budapest	26 Feb 94
BLR	7.04	Natalya Safronnikova	Minsk	21 Feb 01	INA	7.83	Nurul Imaniar	Hangzhou	18 Feb 12
BOL	7.87	Maite Zamorano	Lisboa	11 Mar 01	IND	7.81	Arjina Khatun	Hanoi	31 Oct 09
BRA	7.26A	Esmeralda Garcia	Pocatello	13 Mar 81	IRI	7.43	Maryam Toosi	Tehran	23 Jan 14
BRN	7.40	Rakia Al-Gassra	Doha	14 Feb 08	IRL	7.30	Anna Boyle	Birmingham	3 Mar 07
BRU	7.50	Nursari Hafizzah Matasan	Tehran	27 Sep 05	IRQ	7.53	Kolestane Mahmoud Ieso	Hanoi	31 Oct 09
BUL	7.03	Anelia Nuneva	Liévin	22 Feb 87	ISL	7.54	Geirlaug B. Geirlaugsdóttir	Stockholm	9 Mar 96
BUR	7.56	Pon-Kadidjatou Traoré	Lyon	18 Jan 14	ISR	7.50	Rita Pogorelov	Ypsilanti	1 Mar 08
CAF	8.13	Estella-Divine Zouga	Val-de-Reuil	18 Jan 14		7.1	Esther Rot	București	12 Feb 76
CAM	8.44	Hang Sry	Pattaya	10 Feb 06	ISV	6.97	LaVerne Jones-Ferrette	Stuttgart	6 Feb 10
CAN	7.02	Philomena Mensah	Maebashi	7 Mar 99	ITA	7.19	Marisa Masullo	Budapest	6 Mar 83
	7.02	Philomena Mensah	Gent	11 Feb 00	IVB	7.09	Tahesia Harrigan	Valencia	7 Mar 08
CAY	7.36	Cydonie Mothersill	Fayetteville	14 Feb 03	JAM	6.96	Merlene Ottey	Madrid	14 Feb 92
CGO	7.84	Solène Eboulabeka	Paris	14 Jan 07	JPN	7.29	Chisato Fukushima	Istanbul	10 Mar 12
	7.84	Melaine Atsio-Gouamali	Aubiére	3 Feb 07	KAZ	7.23	Svetlana Bodritskaya	Samara	1 Mar 97
CHA	7.50	Kaltouma Nadjina	Edmonton	10 Feb 02	KEN	7.89	Ivy Atieno	Leverkusen	15 Jan 12
CHI	7.44	Daniela Pavez	Santiago/CHI	9 Feb 10	KGZ	7.28	Yelena Bobrovskaya	Bishkek	27 Feb 03
CHN	7.19	Li Xuemei	Lisboa	11 Mar 01	KIR	9.14	Etita Tio	Istanbul	10 Mar 12
CIV	6.99	Murielle Ahouré	Birmingham	16 Feb 13	KOR	7.74	Kim Ha-Na	Pattaya	13 Nov 05
CMR	7.18	Myriam Mani	Dortmund	30 Jan 00	LAO	8.16	Phody Sithideth	Hanoi	31 Oct 09
COD	7.57	Cynthia Maduangele Bolingo	Gent	29 Jan 11	LAT	7.32	Vineta Ikauniece	Moskva	20 Feb 88
COK	8.06	Patricia Taea	Istanbul	10 Mar 12		7.0	Vineta Ikauniece	Minsk	19 Jan 86
COL	7.43	Melissa Murillo	Boston/Roxbury	12 Mar 04	LBR	7.41	Phobay Kutu-Akoi	Norman	18 Feb 12
COM	7.39	Feta Ahamada	Paris	15 Feb 09	LCA	7.48	Pernell Joseph	Cedar Falls	23 Feb 13
CPV	8.14	Ilda Martins	Espinho	5 Mar 05	LIB	7.63	Gretta Taslakian	București	6 Feb 10
CRC	8.50	Sigríd Gutierrez	Kamloops	1 Mar 10	LIE	7.79	Manuela Marxer	Magglingen	10 Feb 91
CRO	7.32	Andrea Ivančević	Zagreb	1 Mar 08	LTU	7.23	Agnė Visockaitė	Kaunas	21 Feb 03
CUB	7.12	Liliana Allen	Sevilla	8 Mar 91	LUX	7.50	Tiffany Tschilumba	Gent	25 Jan 14
CYP	7.37	Marilia Gregoriou	Athina	31 Jan 04	MAC	7.76	Cheong Im Wa	Macau	10 Feb 07
CZE	7.24	Katerina Cechová	Praha	16 Feb 13	MAD	7.21	Lalao Ravaonirina	Barcelona	10 Mar 95
DEN	7.40	Lene Demsitz	Rodovre	10 Jan 88	MAR	7.50	Salima Jamali	Eaubonne	12 Feb 11
	7.40	Lene Demsitz	Vittel	27 Feb 88	MAS	7.90	Norjannah Hafiszhah Jamaluddin	Doha	12 Mar 10
DMA	7.99	Catherine Stoute	Lewisburg	2 Dec 06	MAW	7.99	Susan Tengatenga	Manchester	4 Mar 12
DOM	7.50	Mariely Sanchez	Saskatoon	1 Feb 13	MDA	7.42	Lilia Mocanu	Chelyabinsk	6 Feb 90
ECU	7.73	Nancy Vallecilla	Mainz	16 Jan 88		7.0	Lilia Mocanu	Chișinău	26 Jan 92
ESA	7.90	Laura Valldeperas	Cincinnati	11 Jan 02	MDV	8.30	Jauna Abdullah Nafiz	Doha	14 Feb 08
ESP	7.23	Sandra Myers	Madrid	13 Mar 90	MEX	7.08	Liliana Allen	Liévin	13 Feb 00

COUNTRY	MARK	NAME	VENUE	DATE	COUNTRY	MARK	NAME	VENUE	DATE
MGL	8.26	Ariuntungalag Erdenebileg	Macau	30 Oct 07	TTO	7.13	Kelly-Ann Baptiste	Fayetteville	2 Mar 08
MKD	7.74	Ivana Rozman	Sofia	31 Jan 09	TUN	7.69	Awatef Hamrouni	București	16 Feb 02
	7.3	Vera Veljanovska	București	9 Feb 74	TUR	7.21	Nora Ivanova-Güner	Karlsruhe	27 Jan 01
MLI	7.35	Kadiatou Camara	Moskva	22 Feb 03	UGA	7.98	Oliver Acii	Indianapolis	6 Mar 87
MLT	7.60	Diane Borg	Birmingham	3 Mar 07	UKR*	7.07	Zhanna Tarnopolskaya	Madrid	11 Feb 93
MNE	7.88	Milena Milašević	Beograd	24 Jan 09		7.07	Anzhela Kravchenko	Erfurt	2 Feb 00
MON	8.43	Agathe Julien	Bompas	31 Jan 04		6.8	Irina Slyusar	Leningrad	19 Jan 86
MRI	7.84	Mary Jane Vincent	Istanbul	10 Mar 12		6.8	Antonina Slyusar	Donetsk	9 Jan 88
MTN	8.38	Badia Kamara	Doha	23 Jan 12		6.8	Irina Pukha	Kiyev	13 Jan 95
NAM	7.64	Globine Mayova	Istanbul	10 Mar 12		6.8	Irina Pukha	Kiyev	13 Jan 95
NCA	7.79	Maria Auxiliadora Lacayo	Moskva	10 Mar 06		6.8	Anzhelika Shevchuk	Zaporizhzhya	5 Feb 95
NED	7.00	Nelli Cooman	Madrid	23 Feb 86		6.8	Irina Pukha	Kiyev	11 Feb 95
NGR	7.02	Christy Opara-Thompson	Gent	12 Feb 97		6.8	Zhanna Tarnopolskaya/Pintusevich	Kiyev	19 Jan 96
	7.02	Chioma Ajunwa	Liévin	22 Feb 98	URU	7.83	Carmen Mosegui	Oviedo	21 Jan 89
NMI	7.88	Yvonne Bennett	Nampa	26 Jan 13	USA	6.95	Gail Devers	Toronto	12 Mar 93
NOR	7.13	Ezinne Okparaebo	Göteborg	2 Mar 13		6.95	Marion Jones	Maebashi	7 Mar 98
NRU	8.04	Lovelite Detenamo	Istanbul	10 Mar 12	UZB	7.19	Guzel Khubbieva	Samara (1h)	2 Feb 05
NZL	7.43	Kim Robertson	Paris (3s1)	19 Jan 85		7.19	Guzel Khubbieva	Samara (2)	2 Feb 05
	7.43	Kim Robertson	Paris (5)	19 Jan 85	VAN	9.06	Daphne Nalawas	Istanbul	10 Mar 12
OMA	8.38	Buthayna Ayed Al-Yacoubi	Tehran	24 Feb 10	VIE	7.24	Vu Thi Huong	Hanoi	31 Oct 09
PAK	7.78	Naseem Hameed	Tehran	27 Sep 05	VIN	7.18A	Natasha Mayers	Flagstaff	9 Feb 02
PAN	7.49	Ruth-Cassandra Hunt	Hampton	18 Jan 14	YEM	8.91	Hikmat Bartouche	Paris	19 Jan 85
PER	7.74	Sandra Reátegui	Logan	26 Jan 02	ZAM	8.19	Chauzje Choosha	Istanbul	10 Mar 12
PHI	7.37	Lydia de Vega-Mercado	Osaka	11 Feb 88	ZIM	7.52	Winnet Dube	Calgary	12 Jan 08
PLE	8.42	Gharid Ghrouf	Moskva	10 Mar 06		7.52	Winnet Dube	Calgary	9 Jan 10
PLW	8.88	Colleen Gibbons	Istanbul	10 Mar 12					
PNG	8.06	Monica Jonathan	Maebashi	7 Mar 99					
POL	7.18	Ewa Pisiewicz	Karlsruhe	31 Jan 86					
POR	7.25	Lucrécia Jardim	Espinho	7 Feb 98					
PRK	7.90	Choe Son Hwa	Macau	30 Oct 07					
PUR	7.44	Carol Rodriguez	Pullmann	27 Jan 07					
PYF	8.46	Terani Faremiro	Istanbul	10 Mar 12					
QAT	8.11	Noor Hussain Al-Malki	Doha	23 Jan 12					
ROU*	7.22	Iolanda Oanță	București	7 Feb 92					
	7.22	Mirela Dulgheru	Bacau	23 Jan 93					
RSA	7.15	Wendy Hartman	Maebashi	7 Mar 99					
RUS	6.92	Irina Privalova	Madrid	11 Feb 93					
	6.92	Irina Privalova	Madrid	9 Feb 95					
RWA	8.98	Dativa Mukandinda	Nogent-sur-Oise	18 Jan 03					
SAM	7.66	Kim Peterson	Auckland	22 Jul 84					
SEN	7.37	N'Deye Binta Dia	Liévin	4 Feb 96					
SEY	7.59	Joanna Houareau	Lisboa	11 Mar 01					
SIN	7.74	Amanda Cho Sze Lin	Valencia	7 Mar 08					
SKN	7.24	Tameka Williams	Karlsruhe	12 Feb 12					
SLE	7.54	Fatmata Bangura	London (3h1)	18 Jan 09					
	7.54	Fatmata Bangura	London (2)	18 Jan 09					
SLO	7.17	Merlene Ottey	Linz	7 Mar 03					
	7.17	Merlene Ottey	Birmingham	14 Mar 03					
SMR	7.59	Martina Pretelli	Ancona (1h1)	7 Jan 12					
	7.59	Martina Pretelli	Ancona (3)	7 Jan 12					
SOL	8.48	Pauline Kwalea	Istanbul	10 Mar 12					
SOM	9.95	Sabrina Gaddour	Padova	16 Feb 13					
SRB	7.34	Vukosava Đapić	Athina	20 Feb 05					
SRI	7.09	Susanthika Jayasinghe	Stuttgart	7 Feb 99					
STP	7.46	Severina Cravid	Espinho	7 Feb 98					
SUI	7.27	Martha Grossenbacher	Maggingen	16 Feb 92					
	7.27	Mireille Donders	Maggingen	15 Feb 98					
SUR	7.51	Kirsten Nieuwendam	State College	7 Jan 12					
SVK	7.21	Eva Murková	Jablonec	9 Feb 85					
SWE	7.13	Linda Haglund	Milano	12 Mar 78					
	7.13	Linda Haglund	Turku	31 Jan 81					
SYR	7.54	Mounira Al-Saleh	Hanoi	31 Oct 09					
TGA	8.45	Belinda Talakai	Istanbul	10 Mar 12					
THA	7.28	Nongnuch Sanrat	Macau	30 Oct 07					
TJK	8.13	Shakhida Ziyayeva	Tashkent	-03 Mar 07					
TKM	7.66	Yelena Ryabova	Hangzhou	18 Feb 12					
	7.1	Yelena Ryabova	Ashgabat	25 Jan 13					
TOG	7.61	Sandrine Thiébaud-Kangni	Aubiére	1 Mar 03					
TPE	7.37	Wang Hwei-Chen	Barcelona	10 Mar 95					

Notes

Doubtful timing:

ROU 7.21 Mirela Dulgheru București 25 Jan 92

Annulled by doping violation:

UKR 7.04 Zhanna Block Birmingham 14 Mar 03

200 Metres

AFG	35.41	Mehrangiz Bijanpoor	Oslo	15 Jan 05
ALB	25.29	Klodiana Shala	Pireás	18 Feb 01
ALG	24.52	Nadia Abdou	Bordeaux	26 Jan 97
AND	25.71	Sandra Vidal	Vilafranca del Penedés	3 Feb 96
ANG	24.82	Antónia Margarete de Jesús	Espinho	1 Feb 04
ANT	24.04	Samantha Edwards	Fairfax	11 Jan 14
ARG	24.52	Milagros Allende	Lyon	25 Jan 92
	24.52	Cora Daniela Olivero	Valencia	2 Mar 03
ARM	25.27	Marine Ghazarian	Tehran	8 Feb 05
ARU	27.25	Silvienne Krosendijk	Middletown	3 Dec 05
AUS	22.64	Melinda Gainsford-Taylor	Barcelona	10 Mar 95
	22.64	Melinda Gainsford-Taylor	Barcelona	11 Mar 95
AUT	22.70	Karin Mayr	Wien	2 Mar 02
AZE	25.76	Yana Kolpakova	Tehran	8 Feb 05
BAH	22.68	Pauline Davis-Thompson	Barcelona	11 Mar 95
BAR	23.69	Mara Weekes	Lincoln	25 Feb 12
BDI	28.57	Claudine Kamariza	Montréal	1 Mar 02
BEL	23.39	Hanna Marien	Gent	24 Feb 08
BEN	27.29	Olivia Bodeux	Metz	14 Dec 12
BER	24.23y	Debbie Jones	New York	29 Feb 80
BIH	26.13	Merisa Hadžić	Budapest	27 Jan 06
BIZ*	24.39	Emma Wade	Landover	20 Feb 04
BLR	22.91	Natalya Safronnikova	Birmingham	14 Mar 03
BOL	28.92	Ana María Luzio	Indianapolis	6 Mar 87
BOT	24.36	Lydia Casey Mashila	Sabadell	16 Feb 13
BRA	23.71	Maria Figueiredo	Budapest	4 Mar 89
BRN	24.16	Rakia Al-Gassra	Tehran	7 Feb 04
BUL*	22.91	Ivet Lalova	Madrid	6 Mar 05
BUR	24.87	Elodie Ouédraogo	Gent	28 Jan 96
CAF	24.80	Emmanuelle Kogalama	Gent	14 Feb 99
CAN	23.32	Angela Bailey	Sherbrooke	15 Jan 84
CAY	22.82	Cydonie Mothersill	Liévin	23 Feb 03
CGO	25.60	Solène Eboulabeka	Eaubonne	25 Nov 06
CHA	23.68	Kaltouma Nadjina	Saskatoon	5 Feb 10
CHI*		See footnote		

COUNTRY	MARK	NAME	VENUE	DATE	COUNTRY	MARK	NAME	VENUE	DATE
CHN	23.52	Jiang Lan	Nanjing	7 Mar 13	MKD	25.42	Marina Mihajlova/Damcevska	Sofia	4 Feb 95
	23.1	Chen Zhaojing	Jinan	24 Mar 90	MLI	24.46	Waraba Sountoura	Eaubonne	4 Feb 12
CIV	22.80	Murielle Ahoré	College Station	13 Mar 09	MLT	25.54	Charlene Attard	Moskva	7 Mar 06
CMR*	23.37	Myriam Mani	Gent	11 Feb 00	MNE	27.67	Ljiljana Matović	Budapest	6 Mar 11
COD	24.92	Cynthia Maduangele Bolingo	Gent	20 Feb 11	MON	28.85	Agathe Julien	Nice	16 Jan 05
COL	23.75	Ximena Restrepo	Lincoln	9 Feb 90	MRI	26.79	Stéphanie Domaingue	Eaubonne	18 Jan 02
COM	24.54	Feta Ahamada	Eaubonne	23 Jan 10	MTN	32.15	Coumba Sall	Bordeaux	19 Jan 13
CPV	25.54	Vera Barbosa	Espinho	31 Jan 09	NAM*	26.77	L. Van Rensburg	Birmingham	27 Feb 99
CRC	24.87	Zoila Stewart Lee	Lincoln	28 Feb 98	NED	23.34	Els Vader	Liévin	14 Feb 88
CRO*	24.15	Danijela Grgić	Budapest	4 Feb 06	NGR	23.00	Regina George	Fayetteville	23 Feb 13
CUB	23.79	Liliana Allen	San Sebastián	20 Feb 90	NMI	24.69	Yvonne Bennett	Nampa	9 Feb 13
CYP	23.96	Androula Sialou	Pireás	17 Feb 02		24.69	Yvonne Bennett	Nampa	22 Feb 13
CZE	22.76	Jarmila Kratochvilová	Wien	28 Jan 81	NOR	23.66	Elisabeth Slettum	Stange	15 Feb 04
DEN	24.13	Sara Petersen	Birmingham	1 Feb 09	NZL	23.69	Kim Robertson	Paris	18 Jan 85
DOM	24.37	Mariely Sanchez	Saskatoon	31 Jan 13	PAK	26.0	Erum Khanum	Rashd	12 Oct 01
ESA	25.68	Laura Valdeperas	Bloomington	6 Feb 04	PAN*	24.84	Ruth-Cassandra Hunt	New York/Armory	3 Feb 12
ESP	22.81	Sandra Myers	San Sebastián	15 Mar 91	PAR	27.09	Ana Camila Pirelli	Joplin	6 Feb 09
EST	23.61	Katrin Käärt	Wien	1 Mar 02	PER*		See footnote		
FIN	23.03	Sanna Hernesniemi/Kyllönen	Toronto	14 Mar 93	PHI	25.05	Elma Muros-Posadas	Budapest	4 Mar 89
FRA	22.49	Muriel Hurtis	Birmingham	14 Mar 03	PNG	25.31	Betty Burua	Fayetteville	6 Mar 09
GAB	24.46	Ruddy Zang Milama	Gent	13 Feb 11	POL	22.69	Ewa Kasprzyk	Budapest	6 Mar 88
GAM	28.25	Hadja Sidibeh Jambo	Vilafranca del Penedés	11 Jan 09	POR	23.21	Lucrécia Jardim	Valencia	28 Feb 98
GBR	22.83	Katharine Merry	Birmingham	14 Feb 99	PUR	22.77	Carol Rodriguez	Fayetteville	11 Mar 06
GBS	26.45	Artimiza Sá	Espinho	15 Feb 04	QAT	27.04	Noor Hussain Al-Malki	Doha	24 Jan 12
GEO	23.07	Maya Azarashvili	Stuttgart	5 Feb 95	ROU	22.39	Ionela Tîrlea	Maebashi	6 Mar 99
GEQ	25.61	Teresa Mangue	Antequera	25 Jan 14	RSA	23.16	Wendy Hartman	Maebashi	5 Mar 99
GER	22.27	Heike Drechsler	Indianapolis	7 Mar 87	RUS	22.10	Irina Privalova	Liévin	19 Feb 95
GHA*	24.10A	Monica Twum	Reno	24 Feb 01	SAM	25.68A	Kristy Slade	Pocatello	9 Feb 02
GRE	22.71	Katerína Kóffa	Pireás	21 Feb 98	SEN	23.56	Amy Mbacké Thiam	Liévin	10 Feb 09
GRN	23.02	Hazel-Ann Regis	Fayetteville	27 Feb 05	SIN	25.94	Valerie Seema Pereira	Birmingham	25 Feb 06
GUA	25.38	Christa Schumann	Indianapolis	6 Mar 87	SKN	22.99	Virgil Hodge	Fayetteville	9 Mar 07
GUI	24.41	Asta Dramé	Nogent-sur-Oise	10 Mar 12	SLO	23.16	Alenka Bikar	Gent	26 Feb 00
GUM	27.72	Desiree Craggette	Lamoni	17 Feb 06	SMR	25.28	Martina Pretelli	Ancona	8 Jan 12
GUY	23.63	Angela Corlette	New York	8 Mar 08	SRB	23.46	Kornelija Šinković	Budapest	6 Mar 88
HAI	23.47	Marlena Wesh	Blacksburg	26 Feb 11	SRI	22.99	Susanthika Jayasinghe	Lisboa	9 Mar 01
HKG	24.36	Wan Kin Yee	Tianjin	22 Feb 99	STP	24.98	Glória Santo	Espinho	28 Feb 10
HON	25.36	Heidy Palacios	New Haven	5 Dec 09	SUD	24.39	Nawal El Jack	Tehran	27 Sep 05
HUN	23.61	Irén Orosz	Milano	6 Mar 82	SUI	22.96	Mireille Donders	Valencia	28 Feb 98
INA	26.69	Yulia Novita	Budapest	6 Mar 04	SUR	23.76	Kirsten Nieuwendam	State College	7 Jan 12
IND*	25.35	Nirupama Sunderraj	Cedar Falls	26 Feb 12	SVK	23.47	Lucia Ivanová	Birmingham	14 Mar 03
IRI	25.36	Maedeh Chavoushizadeh	Tehran	21 Jan 04	SWE	23.15	Irène Ekelund	Norrköping	17 Feb 13
IRL	23.17	Ciara Sheehy	Birmingham	2 Mar 03	SWZ	28.19	Hazel Mthetfwa	Lisboa	9 Mar 01
ISL	23.79	Silja Úlfarsdóttir	Fayetteville	12 Mar 04	THA	24.47	Juthamas Thavoncharoen	Tianjin	1 Mar 05
ISR	24.05	Irina Lenskiy	Moskva	27 Jan 02	TKM	24.68	Alyona Petrova	Lisboa	9 Mar 01
ISV	22.95	Allison Peter	Nampa	9 Mar 12	TOG	24.34	Sandrine Thiébaud-Kangni	Reims	15 Feb 03
ITA	23.14	Manuela Levorato	Genova	2 Mar 03	TPE	23.81	Wang Huei-Chen	Sevilla	9 Mar 91
IVB*	23.94A	Karene King	Albuquerque	8 Feb 13	TTO	22.84	Semoy Hackett	Fayetteville	27 Feb 11
JAM	21.87	Merlene Ottey	Liévin	13 Feb 93	TUN	25.61	Awatef Benhassine	București	17 Feb 02
JOR	24.31	Amal Haddad	Houston	23 Jan 99	TUR	23.05	Nora Ivanova-Güner	Wien	28 Jan 03
JPN	24.11	Motoka Arai	Yokohama	26 Feb 00		23.05	Nora Ivanova-Güner	Gent	9 Feb 03
KAZ	23.25	Svetlana Bodritskaya	Paris	7 Mar 97	UGA*	26.24	Oliver Aci	Indianapolis	6 Mar 87
KEN	25.30	Joyce Odhiambo	Indianapolis	6 Mar 87		25.4	Mary Apio	Rashd	12 Oct 01
KGZ	25.22	Oksana Luneva	Moskva	24 Jan 06	UKR	23.01	Irina Slyusar	Torino	12 Feb 86
KOR	25.95	Kim Nam-Mi	Tianjin	18 Feb 04	URU	25.07	Marcela Tiscornia	Barcelona	10 Mar 95
LAT	23.15	Marina Krivosheina/Trandenkova	Minsk	5 Mar 88	USA*	22.33	Gwen Torrence	Atlanta	2 Mar 96
LBR*	24.30	Kou Luogon	Gainesville	25 Feb 06	UZB	23.29	Marina Shmonina	Moskva	7 Feb 92
LCA	24.19	Vernetta Lesforis	Cedar Falls	19 Feb 99	VIN	23.57	Kineke Alexander	College Station	26 Jan 13
LIB	25.80	Gretta Taslakian	Budapest	6 Mar 04	ZAM	27.32	Kinah Chikontwe	Budapest	4 Mar 89
LTU	23.39	Agnė Visockaitė	Maebashi	5 Mar 99	ZIM	24.81	Winnnet Dube	Winnipeg	29 Jan 05
LUX	24.21	Tiffany Tschilumba	Luxembourg	11 Jan 14					
MAC	33.30	Leong Iok Ieng	Budapest	29 Feb 04	Notes				
MAD	24.35	Lalao Ravaonirina	Bordeaux	31 Jan 93	<i>Oversized track:</i>				
MAR	24.19	Salima Jamali	Aubiére	6 Feb 11	<i>BIZ</i>	24.33	<i>Mera Belisle</i>	<i>Kent/USA</i>	<i>9 Dec 00</i>
MAS	24.34	Govindasamy Shanti	Toronto	13 Mar 93	<i>CHI</i>	24.98	<i>Fernanda Mackenna</i>	<i>Lubbock</i>	<i>20 Jan 07</i>
MAW	24.93	Ambwene Simukonda	London/LV	21 Jan 12	<i>CMR</i>	23.34	<i>Myriam Mani</i>	<i>Johnson City</i>	<i>29 Jan 99</i>
MDA	24.12	Lilia Mocanu	Moskva	15 Feb 91	<i>GHA</i>	23.76	<i>Vida Nsiah</i>	<i>Johnson City</i>	<i>24 Jan 98</i>
MDV	28.71	Shamila Aladul Majeed	Lisboa	9 Mar 01	<i>IND</i>	25.28	<i>Nirupama Sunderraj</i>	<i>Ames</i>	<i>11 Feb 12</i>
MEX	25.54	Alejandra Flores	Paris	18 Jan 85	<i>IVB</i>	23.77A	<i>Karene King</i>	<i>Flagstaff</i>	<i>25 Feb 12</i>
	25.54	Ana Teresa Martinez	Fayetteville	25 Jan 08	<i>LBR</i>	24.28	<i>Kou Luogon-Wright</i>	<i>Ames</i>	<i>13 Feb 09</i>

COUNTRY	MARK	NAME	VENUE	DATE	COUNTRY	MARK	NAME	VENUE	DATE
NAM	25.71	Danica van Wyk	Lubbock	4 Feb 06	GEQ	59.42	Marlén Mevong Mba	San Sebastián	14 Feb 09
PER	24.45A	Sandra Reátegui	Flagstaff	23 Feb 02	GER	50.01	Sabine Busch	Wien	2 Feb 84
UGA	25.10	Sarah Nambawa	Lexington	2 Feb 08	GHA*	56.10	Akosua Serwaa	Leverkusen	11 Jan 04
<i>Not recognised by federation:</i>					GRE	51.68	Fani Halkiá	Budapest	6 Mar 04
BUL	22.87	Ivet Lalova	Sofiya	1 Feb 04	GRN	50.92	Hazel-Ann Regis	Fayetteville	12 Mar 05
PAN	23.7	Cecilia Núñez		87	GUI	54.77	Asta Dramé	Aubiére	25 Feb 12
<i>Doubtful result:</i>					GUM	65.99	Amy Atkinson	Istanbul	9 Mar 12
CRO	23.86	Jelica Pavličić	Budapest	Feb 74	GUY	51.83	Aliann Pompey	New York/Armory	26 Feb 10
<i>Annulled by doping violation:</i>					HAI	52.21	Marlena Wesh	New York/Armory	4 Feb 12
USA	22.18	Michelle Collins	Birmingham	15 Mar 03	HKG	62.09	Cheng Shan Shan	Macau	10 Feb 07
400 Metres (<i>y denotes 440 yards</i>)					HON	56.31	Heidy Palacios	Boston/Allston	12 Feb 11
AFG	73.37	Somayeh Rezaei	Tehran	15 Feb 13	HUN	52.29	Judit Forgács	Budapest	8 Feb 87
ALB	53.34	Klodiana Shala	Athina	16 Feb 05	INA	57.01	Herlince Tatogo	Pattaya	13 Nov 05
ALG	56.70	Rachida Ferdjaoui	Paris	29 Jan 84	IND	53.89	Pinki Paramanik	Pattaya	13 Nov 05
AND	59.83	Sandra Vidal	Vilafranca del Penedés	2 Feb 97	IRI	53.85	Maryam Toosi	Hangzhou	18 Feb 12
ANG	58.42	Delphina Joaquim	Espinho	9 Feb 82	IRL	51.58	Karen Shinkins	Blacksburg	9 Feb 02
ANT	54.02	Afia Charles	Birmingham/USA	24 Feb 13	IRQ	53.75	Kolestane Mahmoud Ieso	Hanoi	1 Nov 09
ARG	54.79	Cora Daniela Olivero	Valencia	1 Mar 03	ISL*	53.14	Gudrun Arnardóttir	Gent	26 Feb 00
ARM	54.85	Amaliya Sharoyan	Eaubonne	27 Feb 11	ISR	55.34	Olga Dogadko	Gent	14 Feb 99
AUS	52.17	Maree Holland	Budapest	4 Mar 89	ISV	51.60	LaVerne Jones	Stuttgart	3 Feb 07
AUT	51.90	Karoline Käfer	Wien	25 Feb 79	ITA	52.17	Virna De Angeli	Stockholm	10 Mar 96
AZE	59.36	Olesya Hasaoladovova/Kuilichkina	Rashd	9 Feb 02	IVB	53.23A	Chantel Malone	Albuquerque	11 Feb 11
BAH	50.34	Christine Amertil	Moskva	12 Mar 06	JAM	50.93	Sandie Richards	Toronto	14 Mar 93
BAR	53.06	Althia Maximilien	Fayetteville	1 Mar 13	JPN	53.64	Asami Tanno	Tianjin	1 Mar 05
BDI	61.36	Claudine Kamariza	Montréal	1 Mar 02	KAZ	52.69	Tatyana Roslanova	Pattaya	14 Nov 05
BEL	53.13	Regine Berg	Göteborg	3 Mar 84	KEN*	54.21	Ruth Waitthera	Syracuse	10 Mar 84
BEN*	55.11	Noélie Yarigo	Bordeaux	26 Jan 14	KGZ	51.27	Mariya Kulchunova/Pinigina	Liévin	22 Feb 87
BER*	56.05	Akilah King	Hanover/USA	26 Feb 06	KOR	56.11	Lee Yun-Kyong	Tianjin	18 Feb 04
BIH	57.02A	Dijana Kojić	Albuquerque	21 Jan 12	LAO	66.03	Sayloun Inthavong	Hanoi	31 Oct 09
BIZ*	55.68	Emma Wade	Landover	21 Feb 04	LAT	52.80	Inta Kļimoviča	München	22 Feb 76
BLR	50.55	Svetlana Usovich	Madrid	5 Mar 05	LBR*	52.99	Kou Luogon	Gainesville	26 Feb 06
BOT	52.34	Amantle Montsho	Doha	12 Mar 10	LCA*	53.82	Vernetta Lesforis	Cedar Falls	20 Feb 99
BRA*	54.23	Geisa Aparecida Coutinho	Birmingham	14 Mar 03	LIB	62.82	Mirvat Hamze	București	5 Feb 11
BRN	53.28	Rakia Al-Gassra	Doha	15 Feb 08	LIE	59.53	Maria Ritter	München	21 Feb 76
BRU	63.69	Maziah Mahusin	Istanbul	9 Mar 12	LTU	53.47	Eglė Balčiūnaitė	Pombal	13 Feb 10
BUL	50.21	Vania Stambolova	Moskva	12 Mar 06	LUX	55.80	Charline Mathias	Luxembourg	16 Jan 10
BUR	69.45	Lynda Ouédraogo	Montpellier	5 Dec 10	MAC	58.85	Lam Ka Im	Macau	30 Oct 07
CAF	55.63	Emmanuelle Kogalama	Bordeaux	15 Feb 98	MAR	53.45y	Nawal El Moutawakel	Lincoln	1 Mar 86
CAN	51.69	Jillian Richardson	Birmingham	22 Feb 92		53.54	Nezha Bidouane	Paris	7 Mar 97
CAY	53.79	Cydonie Mothersill	Blacksburg	13 Feb 99	MAS	54.58	Norasheela Mohd Khalid	Leipzig	12 Feb 06
CGO	56.07	Lasnet Nkouka	Bordeaux	19 Feb 95	MAW	54.82	Ambwene Simukonda	Birmingham	4 Feb 12
CHA	51.92	Kaltouma Nadjina	Lisboa	10 Mar 01	MDA	53.72	Larisa Glavenco	Moskva	26 Feb 90
CHI	55.76	Fernanda Mackenna	Norman	17 Feb 07	MEX	50.93	Ana Guevara	Maebashi	6 Mar 99
CHN	52.27	Li Yajun	Beijing	24 Feb 96	MGL	57.84	Batgerel Munguntuya	Macau	30 Oct 07
CIV	54.08	Louise Ayétotché	Indianapolis	6 Mar 99	MKD	57.82	Elizabeta Bozinovska	Genova	2 Feb 83
CMR	52.62	Mireille Nguimgo	Aubiére	2 Mar 03	MLI	55.77	Waraba Sountoura	Nogent-sur-Oise	27 Nov 11
COD*		See footnote			MLT	57.62	Martina Xuereb	Valencia	7 Mar 08
COL	52.12	Ximena Restrepo	Indianapolis	9 Mar 91	MNE	57.53	Jovana Kljajević	Pireás	21 Feb 07
COM	56.15	Salhate Djamaidine	Eaubonne	21 Jan 05	MRI	66.50	Elsa Lepoigneur	Liévin	19 Dec 09
CPV	55.84	Vera Barbosa	Pombal	14 Feb 09	MYA	60.78	Kay Khine Lwin	Doha	12 Mar 10
CRC*	56.43	Zoila Stewart Lee	Lincoln	27 Feb 99	NAM	55.40	Tjipekapora Herunga	Doha	12 Mar 10
CRO	52.47	Jelica Pavličić	München	22 Feb 76	NED	51.82	Ester Goossens	Valencia	1 Mar 98
CUB*	55.74	Nancy McLeón	Paris	20 Feb 93	NGR	50.73	Charity Opara	Stuttgart	1 Feb 98
CYP	52.91	Androula Sialou	Athina	7 Feb 04	NMI	57.02	Yvonne Bennett	Nampa	2 Feb 13
CZE	49.59	Jarmila Kratochvílová	Milano	7 Mar 82	NOR	52.78	Line Kloster	Göteborg	2 Mar 13
DEN	53.85	Sara Petersen	Torino	6 Mar 09	NZL*	55.32	Kim Robertson	Osaka	15 Jan 86
DMA	54.32	Dawn Williams-Sewer	(USA)	26 Feb 96	OMA	70.03	Yusra Khamis Al-Shoukri	Tehran	25 Feb 10
DOM	55.26	Libia Jackson	State College	28 Jan 06	PAK	57.75	Bushra Parveen	Pattaya	13 Nov 05
ECU	55.28	Paola Sanchez	Vilafranca del Penedés	8 Feb 09	PAN	59.34	Ruth-Cassandra Hunt	Winston-Salem	11 Feb 12
ESP	50.99	Sandra Myers	Sevilla	10 Mar 91	PNG	55.48	Betty Burua	Baton Rouge	27 Feb 11
EST	52.98	Maris Mägi	Wien	23 Jan 10	POL	52.00	Grażyna Prokopek	Birmingham	2 Mar 07
FIJ	54.02	Makelesi Batimala	Valencia	7 Mar 08	POR	52.77	Maria do Carmo Tavares	Genova	18 Feb 98
FIN	52.37	Ella Räsänen	Göteborg	1 Mar 13	PUR	54.14	Carol Rodriguez	College Station	11 Feb 12
FRA	51.44	Marie-José Pérec	Liévin	18 Feb 96	ROU	50.56	Ionela Tîrlea	Valencia	1 Mar 98
GBR	50.02	Nicola Sanders	Birmingham	3 Mar 07	RSA	55.48	Marna Schuttle	Boston/Allston	25 Feb 01
GBS	57.86	Graciela Martins	Pombal	7 Jan 12	RUS	49.68	Natalya Nazarova	Moskva	18 Feb 04
GEO	54.53	Maya Azarashvili	Valencia	17 Feb 88	SEN	52.48	Amy Mbacké Thiam	Stockholm	2 Feb 06
					SKN	50.91	Tiandra Ponteen	Fayetteville	12 Mar 05
					SLE	55.82	Melrose Mansaray	Nogent-sur-Oise	14 Feb 93

COUNTRY	MARK	NAME	VENUE	DATE	COUNTRY	MARK	NAME	VENUE	DATE
SLO	52.81	Brigita Langerholc	Karlsruhe	11 Feb 07	BRA	2:00.98	Fabiane dos Santos	Stockholm	15 Feb 01
SMR	60.59	Martina Pretelli	Ancona	6 Feb 11	BRN	2:03.64	Jamal Maryam Yusuf	Maggingen	25 Feb 06
SRB	53.52	Marina Filipović	Budapest	1 Feb 97	BUL	2:00.07	Teodora Kolarova	Pireás	21 Feb 07
SRI	54.61	Damayanthi Dharsha	Birmingham	14 Mar 03	CAF	3:17.84	Chancela Moundo	Salon-de-Provence	18 Dec 05
STP	57.66	Ludmila Leal	Pombal	16 Feb 08	CAN	2:00.66	Diane Cummins	Karlsruhe	28 Feb 03
SUD	56.59	Muna Jabir Adam Ahmed	Belfast	15 Feb 04	CGO*	2:08.97	Léontine Tsiba	Blacksburg	17 Feb 01
SUI	51.41	Anita Protti	Sevilla	10 Mar 91	CHA	2:23.23	Achta Yorassem	Paris	7 Mar 97
SUR	53.56	Letitia Vriesde	Den Haag	19 Feb 95	CHI	2:06.26	Alejandra Ramos	Sevilla	5 Feb 89
SVK	54.69	Miriam Hrdličková	Bratislava	17 Feb 01	CHN	2:02.90	Liu Qing	Tianjin	1 Mar 05
SWE	52.04	Moa Hjelm	Göteborg	3 Mar 13	CIV	2:07.96	Célestine N'Drin	Indianapolis	6 Mar 87
SYR*	54.17	Mounira Al-Saleh	Pattaya	14 Nov 05	CMR	2:16.32	Florence Djépé	Eaubonne	6 Dec 03
THA	54.86	Saowalee Kaewchuay	Macau	31 Oct 07	COD	2:07.62	Noelly Mankatu Bibiche	Budapest	5 Mar 04
TJK	60.33	Vladislava Ovcharenko	Istanbul	9 Mar 12	COL	2:09.95	Norfalia Carabali	Sevilla	4 Mar 93
TKM	57.0	Alyona Petrova	Rashd	Dec 97	COM	2:10.70	Salhate Djamaidine	Eaubonne	11 Feb 06
TOG	53.22	Sandrine Thiébaud-Kangni	Aubiére	2 Mar 03	CPV	2:19.61	Márcia Martins	Pombal	10 Feb 13
TTO	52.52	Sparkle McKnight	Fayetteville	9 Mar 13	CRC	2:07.72	Maureen Stewart	Indianapolis	6 Mar 87
TUN	53.34	Awatef Benhassine	Aubiére	2 Mar 03	CRO	1:59.83	Slobodanka Čolović	Budapest	8 Feb 87
TUR	52.99	Pinar Saka	New York/Armory	11 Feb 11	CUB	2:05.42	Ana Quirot	New York	28 Feb 92
UGA	54.47	Edith Nakiyingi	Lincoln	11 Feb 89	CYP	2:06.81	Anny Christofidou	Madrid	4 Mar 05
UKR	50.81	Olga Vladykina/Bryzgina	Moskva	14 Feb 87	CZE	1:56.90	Ludmila Formanová	Maebashi	7 Mar 99
URU	56.57	Claudia Acerenza	Sevilla	8 Mar 91	DEN	2:02.33	Heidi K. Jensen	Stockholm	17 Feb 00
USA	50.54	Francena McCorory	Fayetteville	13 Mar 10	DMA	2:02.55	Dawn Williams-Sewer	Indianapolis	8 Mar 97
UZB	51.22	Marina Shmonina	Glasgow (KH)	4 Mar 90	DOM	2:11.13	Alexis Panisse	Fayetteville	8 Feb 13
VIE	57.54	Nguyen Thi Bac	Macau	10 Feb 07	ECU*	2:15.93	Maria Elena Calle	Princess Anne	23 Jan 99
VIN	51.48	Kineke Alexander	Fayetteville	10 Mar 07	ESA	2:20.47	Rosa Evora	Barcelona	10 Mar 95
ZAM	53.30	Racheal Nachula	Valencia	8 Mar 08	ESP	1:59.52	Mayte Martínez	Gent	8 Feb 04
ZIM	54.91	Larissa Bakasa	Houston	28 Feb 04	EST	2:04.39	Egle Uljas	Võru	20 Feb 07

Notes*Oversized track:*

<i>BER</i>	<i>54.93y</i>	<i>Debbie Jones</i>	<i>Johnson City</i>	<i>12 Jan 80</i>
<i>BIZ</i>	<i>55.33</i>	<i>Mera Belisle</i>	<i>Kent/USA</i>	<i>9 Dec 00</i>
<i>BRA</i>	<i>52.56A</i>	<i>Geisa Aparecida Coutinho</i>	<i>Flagstaff</i>	<i>7 Feb 04</i>
<i>COD</i>	<i>57.55</i>	<i>Noelly Mankatu Bibiche</i>	<i>Murfreesboro</i>	<i>31 Jan 04</i>
<i>CRC</i>	<i>54.93</i>	<i>Zoila Stewart Lee</i>	<i>Johnson City</i>	<i>24 Jan 98</i>
<i>GHA</i>	<i>54.0</i>	<i>Ruky Abdulai</i>	<i>Seattle</i>	<i>10 Feb 07</i>
<i>KEN</i>	<i>53.34A</i>	<i>Ruth Waithera</i>	<i>Flagstaff</i>	<i>3 Mar 84</i>
<i>LBR</i>	<i>52.92</i>	<i>Kou Luogon</i>	<i>Ames</i>	<i>11 Feb 06</i>
<i>LCA</i>	<i>53.54</i>	<i>Vernetta Lesforis</i>	<i>Ames</i>	<i>6 Feb 99</i>
<i>NZL</i>	<i>54.63</i>	<i>Alicia Evans</i>	<i>Geneva/USA</i>	<i>9 Feb 13</i>

Not recognised by federation:

<i>CUB</i>	<i>54.44</i>	<i>Lisvania Grenot</i>	<i>Ancona</i>	<i>27 Jan 08</i>
	<i>52.02</i>	<i>Indira Terrero</i>	<i>Metz</i>	<i>24 Feb 13</i>
<i>ISL</i>	<i>53.11</i>	<i>Gudrun Arnardóttir</i>	<i>Baton Rouge</i>	<i>26 Feb 95</i>

Annulled by doping violation:

<i>BEN</i>	<i>54.26</i>	<i>Bimbo Miel Ayedou</i>	<i>Istanbul</i>	<i>9 Mar 12</i>
<i>SYR</i>	<i>53.79</i>	<i>Mounira Al-Saleh</i>	<i>Tehran</i>	<i>26 Feb 10</i>

800 Metres (*y denotes 880 yards*)

AFG	2:47.42	Somayeh Rezaei	Tehran	14 Feb 13	IRI	2:11.38	Mina Poorseifi	Macau	31 Oct 07
ALB	2:02.27	Luiza Gega	Pireás	10 Feb 13	IRL	2:02.54	Ciara Everard	Athlone	10 Feb 13
ALG	2:00.75	Nouria Mérah-Benida	Dortmund	13 Feb 99	IRQ	2:25.90	Alaa Hikmat Al-Qaysi	Tehran	26 Feb 10
AND	2:14.62	Natalia Gallego	Valencia	23 Feb 08	ISL	2:01.81	Anita Hinriksdóttir	Reykjavik	19 Jan 14
ANG	2:07.15	Lilian Silva	Pombal	26 Jan 08	ISR*	2:09.93	Noah Beitler	Ypsilanti	1 Mar 01
ARG	2:07.32	Carmen Mabel Arrúa	Sevilla	28 Feb 91	ISV	2:12.97	Nichelle Gibbs	Landover	18 Feb 06
ARM	2:16.57	Gayane Bulghadarian	Mashad	4 Feb 12	ITA	1:59.25	Elisa Cusma	Karlsruhe	15 Feb 09
AUS	2:01.85	Tamryn Lewis	Valencia	7 Mar 08	IVB*	2:26.24	Dominique Maloney	Wichita	6 Feb 10
AUT	1:55.85	Stephanie Graf	Wien	3 Mar 02	JAM	1:59.54	Kenia Sinclair	Moskva	12 Mar 06
BAH*	2:09.34	Vernetta Rolle	Baton Rouge	24 Jan 98	JOR	2:29.23	Rania Shoukri Al-Qabali	Doha	14 Feb 08
BAR*	2:06.5y	Lorna Forde	New York	28 Jan 77	JPN	2:00.78	Miho Sugimori	Yokohama	22 Feb 03
BDI	2:13.42	Spéciose Gakobwa	Paris	25 Feb 01	KAZ	2:02.0	Valentina Gerasimova	Moskva	15 Feb 80
BEL	2:00.46	Sandra Stals	Birmingham	20 Feb 00	KEN	1:58.83	Pamela Jelimo	Istanbul	11 Mar 12
BER*	2:06.29	Tamika Williams	New York	14 Feb 04	KGZ	2:07.6	Tatyana Borisova	Rashd	12 Oct 01
BEN	2:18.12	Noélie Yarigo	Nantes	18 Jan 14	KOR	2:11.18	Oh Mi-Ja	Osaka	11 Feb 93
BIH	2:08.17	Biba Kajan	Budapest	2 Feb 86	LAO	2:31.04	Souksavanh Malivanh	Hanoi	2 Nov 09
BIZ	2:36.08	Katy Sealy	Cardiff	3 Feb 13	LAT	2:04.1	Marita Arente	Moskva	Feb 85
BLR	1:59.31	Natalya Dukhnova	Paris	9 Mar 97	LBR*	2:06.41	Fatimoh Muhammed	Fayetteville	10 Mar 07
BOT	2:13.69	Lydia Casey Mashila	Valencia	26 Jan 13	LCA*	2:07.16	Leander Ernest	Fayetteville	24 Jan 09
					LIB	2:18.0	Natasha Farran	Kiyev	7 Jan 98
					LIE	2:15.4	Maria Ritter	München	21 Feb 76
					LTU	2:01.23	Eglė Balčiūnaitė	Düsseldorf	11 Feb 11

COUNTRY	MARK	NAME	VENUE	DATE	COUNTRY	MARK	NAME	VENUE	DATE
LUX	2:08.57	Martine Nobili	Dortmund	24 Feb 13	ZAM	2:08.24	Adeh Mwamba	Boston	12 Mar 05
MAC	2:21.92	Leong Ka Man	Hangzhou	19 Feb 12	ZIM	2:07.32	Laura Gerber	Blacksburg	17 Feb 01
MAD	2:08.42	Fanjanteino Felix	Valencia	7 Mar 08					
MAR	1:59.01	Malika Akkaoui	Liévin	14 Feb 12					
MAS	2:12.45	Noraseela Mohd Khalid	Chemnitz	23 Jan 05					
MDA	2:04.13	Olga Politova	Boston	12 Jan 84					
MDV	2:37.21	Fathmath Hasma	Pattaya	10 Feb 06					
MEX	2:06.6y	Charlotte Bradley	College Park	12 Jan 79					
MGL	2:15.45	Chuluunkhuu Shinetsetseg	Macau	31 Oct 07					
MHL*		See footnote							
MKD	2:13.16	Marina Mihajlova/Damcevska	Sofia	21 Feb 88					
MLI	2:08.14	Matata Sanogo	Aubiére	22 Feb 04					
MLT	2:06.72	Tanya Blake	Boston/Roxbury	31 Jan 04					
MNE	2:25.02	Dejan Šošić	Athina	9 Feb 08					
MON	3:07.30	Carine Cresto	Eaubonne	12 Dec 04					
MOZ*	1:57.06	Maria Mutola	Liévin	21 Feb 99					
MRI	2:06.91	Sheila Seebaluck	Liévin	21 Feb 88					
MTN	2:37.29	Kadijetou Ba	Eaubonne	20 Dec 08					
MYA	2:20.21	Ni Ni Toe	Pattaya	13 Nov 05					
NAM	1:59.91	Agnes Samaria	Stockholm	15 Feb 05					
NED	2:00.01	Ester Goossens	Stockholm	15 Feb 01					
NGR*	2:07.43	Fatimoh Muhammed	Lincoln	4 Feb 06					
NOR	2:03.8	Kirsti Voldnes	Sindelfingen	2 Mar 80					
NZL	2:00.36	Toni Hodgkinson	Paris	9 Mar 97					
PAK	2:12.25	Gulnaz Ara	Pattaya	14 Nov 05					
PAR	2:20.44	Ana Camila Pirelli	Linz	17 Feb 13					
PLE	2:45.33	Wissam Abd. Al-Bekheet	Tehran	6 Feb 04					
PNG	2:23.35	Cecilia Kumalalamene	Cedar Falls	26 Jan 13					
POL	1:59.99	Lidia Chojecka	Birmingham	14 Feb 99					
POR	2:00.81	Carla Sacramento	Sevilla	17 Feb 95					
PUR*	2:05.52	Lysaira Del Valle	Fayetteville	12 Mar 05					
PYF	2:13.87	Florence Joly	Paris	3 Feb 91					
QAT	2:31.67	Maroua Mustafa	Doha	26 Feb 10					
ROU	1:59.00	Doina Melinte	Budapest	8 Feb 87					
RSA*	2:06.65	Angela Wagner	Fayetteville	12 Mar 10					
RUS*	1:57.47	Natalya Tsyganova	Maebashi	7 Mar 99					
RWA	3:16.36	Dativa Mukandinda	Nogent-sur-Oise	12 Jan 03					
SAM	2:25.79A	Kristy Slade	Pocatello	1 Feb 02					
SEN	2:09.92	Raissa Laval	Nantes	18 Jan 14					
SEY	2:21.89	Céline Laporte	Nogent-sur-Oise	5 Feb 06					
SKN	2:45.31	Serissa Rawlins	Lamoni	16 Feb 02					
SLE	2:17.60	Eunice Barber	Nogent-sur-Oise	25 Feb 96					
SLO	1:55.82	Jolanda Čeplak	Wien	3 Mar 02					
SMR	2:14.92	Monica Randi	Genova	23 Feb 97					
SRB	2:05.75	Marina Muncan	Boston/Allston	11 Feb 11					
STP	2:15.09	Celma Bonfim	Pombal	16 Feb 08					
SUD	2:14.28	Muna Jabir Adam Ahmed	Sheffield	7 Feb 04					
SUI	2:00.90	Regula Zürcher	Gent	12 Feb 97					
SUR	1:59.21	Letitia Vriesde	Birmingham	23 Feb 97					
SVK	2:01.85	Gabriela Sedláková	Indianapolis	7 Mar 87					
SWE	2:00.01	Maria Akra	Stockholm	19 Feb 98					
SYR	2:34.52	Mirna Soleyman	Mashad	4 Feb 12					
TAN	2:01.74	Lwiza John	Liévin	25 Feb 01					
TGA*		See footnote							
THA	2:12.17	Buatip Boonprasert	Pattaya	14 Nov 05					
TKM	2:23.5	Sabina Sultanova	Mashad	18 Feb 11					
TOG	2:09.99	Sandrine Thiébaud-Kangni	Eaubonne	2 Feb 07					
TPE	2:39.02	Chu Chia-Ling	Hanoi	31 Oct 09					
TTO	2:05.22	Melissa De Leon	Fayetteville	15 Feb 03					
TUN	2:05.32	Abir Nakhli	București	22 Feb 03					
TUR	2:01.19	Merve Aydin	Istanbul	9 Mar 12					
UGA	2:04.57	Edith Nakiyingi	Fairfax	7 Feb 93					
UKR	1:57.23	Inna Yevseyeva	Moskva	1 Feb 92					
URU*		See footnote							
USA	1:58.71	Nicole Teter	New York/Armory	2 Mar 02					
UZB	1:59.2	Lyubov Kiryukhina/Tsyoma	Moskva	4 Mar 84					
VEN	2:11.42	Valentina Medina	Norman	16 Feb 02					
VIE	2:03.65	Truong Thanh Hang	Hanoi	2 Nov 09					
VIN*		See footnote							

Notes

Oversized track:

BAH	2:06.42	Te'shan Adderley	Geneva/USA	23 Feb 13
BAR	2:05.45	Sheena Gooding	Ames	14 Feb 04
BER	2:05.08	Tamika Williams	Seattle	15 Feb 03
CGO	2:06.46	Léontine Tsiba	Johnson City	29 Jan 00
ECU	2:12.62A	Janeth Caizalitin	Colorado Springs	25 Feb 95
FIJ	2:56.77	Milika Tuivanuvou	Geneva/USA	3 Mar 11
ISR	2:09.16	Noah Beitler	Ames	10 Feb 01
IVB	2:23.20	Dominique Maloney	Lawrence	29 Jan 10
LBR	2:05.70	Fatimoh Muhammed	Ames	3 Mar 07
LCA	2:07.14	Leander Ernest	Ames	14 Feb 09
MHL	2:19.68	Haley Nemra	Seattle	13 Feb 10
NGR	2:07.23	Fatimoh Muhammed	Ames	11 Feb 06
PUR	2:04.43	Lysaira Del Valle	Ames	5 Mar 05
RSA	2:05.72	Angela Wagner	Seattle	13 Feb 10
TGA	2:52.36	Melesia Mafile'o	Lubbock	3 Mar 07
URU	2:21.28	Jéssica Miller	Murfreesboro	23 Feb 08
VIN	2:12.39	Kineke Alexander	Ames	11 Dec 09

Disallowed for running inside curb:

MOZ	1:56.36	Maria Mutola	Liévin	22 Feb 98
RUS	1:56.49	Yelena Soboleva	Moskva	9 Feb 08

1500 Metres (y denotes one mile)

AFG	5:53.68	Madineh Ahmadi	Tehran	15 Feb 13
ALB	4:09.90	Luiza Gega	Pireás	16 Feb 13
ALG	4:07.94	Nouria Mérah-Benida	Chemnitz	18 Feb 00
AND	4:44.41	Silvia Felipe	Vilafranca del Penedés	30 Jan 05
ANG	4:21.20	Lilian Silva	Espinho	2 Feb 08
ARG	4:20.63	Carmen Mabel Arrúa	San Sebastián	15 Mar 91
ARM	4:55.05	Irina Poghosian	Istanbul	23 Feb 13
AUS	4:11.08+	Sarah Jamieson	Boston/Roxbury	7 Feb 09
AUT	4:06.99	Theresia Kiesel	Stuttgart	1 Feb 98
AZE	4:18.07	Layes Abdullayeva	Baku	20 Feb 10
BDI	4:31.42	Spéciose Gakobwa	Mondeville	18 Jan 03
BEL	4:09.18	Lindsey De Grande	Gent	13 Feb 11
BER	4:21.53	Ashley Couper	New York	13 Feb 04
BIH	4:21.72	Jasmina Focak	Genova	16 Feb 85
BLR	4:04.42	Alesya Turova	Stockholm	12 Feb 04
BOL	4:20.16	Niusha Mancilla	Maebashi	5 Mar 99
BRA	6:16.64	Lourdes Fernandes	Jyväskylä	8 Apr 12
BRN	3:59.79	Maryam Jamal	Valencia	9 Mar 08
BUL	4:04.19	Daniela Yordanova	Valencia	9 Mar 08
CAN	4:08.18	Carmen Douma-Hussar	Budapest	6 Mar 04
CAY	4:18.80	Michelle Bush-Cuke	New York	2 Mar 87
CHI	4:17.92	Alejandra Ramos	San Sebastián	15 Mar 91
CHN	4:09.71	Xue Fei	Nanjing	13 Feb 12
CMR	4:21.78	Florence Djépé	Aubiére	1 Mar 03
CRO	4:17.55	Ljiljana Čulibrk	Budapest	20 Jan 01
CUB	4:42.24	Cecilia Flores	Paris	20 Feb 93
CYP	4:28.64	Meropi Panayiotou	Pireás	21 Feb 12
CZE	4:06.22	Ivana Kubešová	Sevilla	10 Mar 91
DEN	4:10.20	Tina Krebs	East Rutherford	9 Feb 85
DOM	4:48.36y	Alexis Panisse	New York/Armory	11 Mar 12
ERI	4:24.55	Meraf Bahta	Stockholm	23 Feb 12
ESP	4:01.77	Nuria Fernández	Valencia	14 Feb 09
EST	4:19.12	Maile Mangusson	Stockholm	15 Feb 01
ETH	3:59.75	Gelete Burka	Valencia	9 Mar 08
FIN	4:13.24	Mari Järvenpää	Valencia	8 Mar 08
FRA	4:05.67	Hind Dehiba	Moskva	12 Mar 06
GBR	4:02.66	Kelly Holmes	Birmingham	16 Mar 03
GEO	4:37.6	Laila Tzintzlashvili	Kharkov	28 Jan 79
GER	4:03.64	Brigitte Kraus	Pireás	3 Mar 85
GRE	4:08.73	Konstadína Efedáki	Stuttgart	29 Jan 05

COUNTRY	MARK	NAME	VENUE	DATE	COUNTRY	MARK	NAME	VENUE	DATE
GRN	4:47.62y	Neisha Bernard-Thomas	Baton Rouge	5 Mar 10	TKM	4:47.5	Merjen Ishanguliyeva	Ashgabat	5 Feb 11
GUA	4:56.98	Cristina Girón	Indianapolis	8 Mar 87	TLS	5:11.99	Ines Borges da Silva	Macau	31 Oct 07
GUM	4:56.74	Sloan Siegrist	Medford	14 Jan 06	TTO*	4:36.87y	Pilar McShine	College Station	14 Mar 09
HKG	5:12.66	Leung Ying Suet	Macau	11 Feb 07	TUN	4:13.83	Abir Nakhli	Birmingham	15 Mar 03
HUN	4:06.04	Judit Varga	Karlsruhe	15 Feb 04	TUR	4:08.74	Aslı Çakır Alptekin	Istanbul	10 Mar 12
INA	4:44.83	Rini Budiarti	Tehran	25 Sep 05	UAE	4:16.97	Bethem Desalegn	Hangzhou	18 Feb 12
IND	4:15.42	Sinimol Paulose	Doha	14 Feb 08	UGA	4:19.50	Dorcus Inzikuru	Ancona	19 Feb 05
IRI	4:26.10	Leila Ebrahimi	Hanoi	31 Oct 09	UKR	4:06.78	Anzhela Shevchenko	Liévin	14 Feb 12
IRL	4:11.06+	Sinead Delahunty	New York	8 Jan 00	USA	3:59.98	Regina Jacobs	Boston/Roxbury	1 Feb 03
IRQ	4:38.6	Maysaa Hussein Matrood	Rashd	12 Oct 01	UZB	4:03.9	Zamira Zaytseva	Wien	25 Feb 79
ISL	4:19.31	Aníta Hinriksdóttir	Reykjavik	26 Jan 14	VEN	5:29.05	Margarita Hernandez	Aubiére	21 Mar 08
ISR	4:33.12	Viorica Auplager	Bacau	14 Mar 98	VIE	4:23.04	Truong Thanh Hang	Hanoi	31 Oct 09
ITA	4:04.01	Gabriella Dorio	Milano	7 Mar 82	VIN	4:23.16	Bigna Samuel	Indianapolis	11 Mar 95
JAM	4:12.86	Mardrea Hyman	Karlsruhe	15 Feb 04	ZIM*		See footnote		
JOR	4:47.0	Khadija Amal Al-Matari	Rashd	15 Dec 97					
JPN	4:19.61	Yoshiko Ichikawa	Yokohama	6 Mar 93	Notes				
KAZ	4:16.96	Svetlana Lukasheva	Pattaya	15 Nov 05	<i>Oversized track:</i>				
KEN	4:05.17	Irene Jelagat	Stockholm	22 Feb 11	SRI	5:03.25y	Hiruni Vijayaratne	Lexington	18 Jan 14
KGZ	4:29.65	Viktoriya Polyudina	Tehran	26 Feb 10	TTO	4:35.99y	Pilar McShine	Seattle	13 Feb 10
KOR	4:40.25	Youm Ko-Eun	Hanoi	31 Oct 09	ZIM	4:55.43	Letiwe Marakurwa	Moscow/USA	7 Mar 03
LAT	4:15.10	Polina Jelizarova	Göteborg	1 Mar 13					
LIB	4:52.0	Natasha Farran	Kiyev	23 Jan 98	<i>Not recognised by federation:</i>				
LTU	4:08.02	Laimutė Baikauskaitė	Volgograd	10 Feb 88	MKD	4:34.02	Daniela Kuleska	Sofia	29 Jan 00
LUX	4:29.51	Martine Nobile	Dortmund	18 Jan 14	<i>Mixed competition:</i>				
MAC	5:22.84	Cheng Ka I	Macau	11 Feb 07	SVK	4:16.2	Andrea Sollárová	Bratislava	8 Feb 92
MAD	4:23.55	Marie-Eliane Saholimirina	Val-de-Reuil	6 Feb 10					
MAR	4:03.67	Mariem Alaoui Selsouli	Liévin	14 Feb 12	<i>Annulled by doping violation:</i>				
MDA	4:07.4	Svetlana Guscova	Wien	25 Feb 79	RUS	3:57.71	Yelena Soboleva	Valencia	9 Mar 08
MDV	5:34.68	Fathmath Hasma	Pattaya	12 Feb 06					
MEX	4:51.84	Deyanira Rivera	Liévin	1 Feb 04	3000 Metres				
MGL	5:08.28	Semjid Namjilsuren	Hangzhou	18 Feb 12	ALB	9:29.83	Anila Kasati-Mekshi	Pireás	27 Jan 96
MKD*	4:37.10	Daniela Kuleska	Sofia	7 Feb 04	ALG	9:05.25	Samira Chellah	Aubiére	25 Feb 06
MLT	4:49.64	Giselle Camilleri	Aubiére	18 Feb 12	AND	10:09.24	Silvia Felipo	Vilafranca del Penedés	6 Feb 05
MNE	4:28.85	Sladjana Perunović	Istanbul	23 Feb 13	ANG	9:47.49	Lilian Silva	Pombal	21 Feb 09
MOZ	4:17.93	Maria Mutola	Portland	1 Feb 92	ARG	9:25.75	Griselda González	Sevilla	17 Feb 91
MRI	4:25.85	Sheila Seebaluck	Bordeaux	27 Feb 94	ARM	11:06.35	Valya Avagian	Mashad	3 Feb 12
MTN	6:07.90	Kadjetou Ba	Eaubonne	11 Jan 09	ARU	10:24.79	Cornelia Melis	Indianapolis	7 Mar 87
MYA	4:57.61	Ni Ni Toe	Pattaya	15 Nov 05	AUS	8:42.75	Benita Willis	Lisboa	10 Mar 01
NED	4:06.40	Elly van Hulst	Stuttgart	31 Jan 88	AUT	8:47.51	Susanne Pumper	Stuttgart	29 Jan 05
NEP	4:46.13	Chchaya Khathri	Macau	31 Oct 07	AZE	8:49.65	Layes Abdullayeva	Doha	12 Mar 10
NOR	4:08.65	Ingvill Mákestad Bovim	Stockholm	22 Feb 11	BDI*	9:24.25	Diane Nukuri	Minneapolis	26 Jan 08
NZL	4:11.78	Lucy Van Dalen	New York/Armory	11 Feb 12	BEL	8:51.96	Veerle Dejaeghere	Gent	25 Feb 00
PAK	4:43.54	Sumaira Zahoor	Tehran	25 Sep 05	BER	9:52.94	Ashley Berry	Chapel Hill	24 Jan 14
PAN	4:22.44	Rolanda Bell	New York/Armory	3 Feb 12	BIH	9:26.08	Mirsada Buric/Adam	Torino	13 Feb 91
PAR	5:05.10	Lilian López	Barcelona	12 Mar 95	BLR	9:00.70	Alesya Turova	Minsk	22 Feb 03
PNG	6:26.95y	Betty Buroja	Baton Rouge	23 Jan 09	BOL	9:35.1	Niusha Mancilla	Zaragoza	9 Feb 03
POL	4:03.58	Lidia Chorzecka	Birmingham	21 Feb 03	BRA	13:14.38	Lourdes Fernandes	Kamloops	6 Mar 10
POR	4:04.11	Carla Sacramento	Liévin	25 Feb 01	BRN	8:49.27	Shitaye Eshetu	Hangzhou	19 Feb 12
PRK	4:36.5	Yun Un Hui	Pyongyang	16 Aug 12	BUL	8:47.45	Daniela Yordanova	Gent	27 Feb 00
PUR	4:42.02y	Liliani Mendez	College Station	28 Feb 09	CAN	8:48.56	Megan Metcalfe	Valencia	7 Mar 08
PYF	4:58.18	Heiata Brinkfield	Reims	16 Jan 11	CAY	9:28.99	Michelle Bush-Cuke	West Point	22 Feb 87
ROU	4:00.27+	Doina Melinte	East Rutherford	9 Feb 90	CHA	11:13.78	Bibiro Ali Taher	Val-de-Reuil	5 Jan 14
RSA	4:16.96	René Kalmer	Gent	14 Feb 10	CHI	9:15.22	Alejandra Ramos	Toronto	13 Mar 93
RUS*	3:58.28	Yelena Soboleva	Moskva	18 Feb 06	CHN	8:41.34	Dong Yanmei	Lisboa	10 Mar 01
RWA	4:28.82	Marcianne Mukamurenzi	Bordeaux	18 Feb 90	COL	9:49.23	Rosa Ibarra	Lincoln	1 Mar 96
SLO	4:05.44	Jolanda Čeplak	Glasgow (KH)	9 Mar 02	CPV	11:37.38	Sonia Lopes	Lisboa	9 Mar 01
SMR	5:05.93	Paola Carinato	Ancona	17 Jan 99	CRO	9:16.78	Lisa Christina Stublić	Wien	11 Feb 12
SRB	4:12.23	Marina Munćan	Torino	6 Mar 09	CUB	9:46.05	Milagros Rodriguez	Paris	20 Feb 93
SRI*		See footnote			CYP	9:40.52	Meropi Panayiotou	Birmingham/USA	18 Jan 14
STP	4:37.89	Celma Bonfim	Espinho	2 Feb 08	CZE	8:49.15	Andrea Šuldesová	Erfurt	3 Feb 99
SUD	4:28.3	Hind Roko Musa	Belfast	15 Feb 04	DEN	9:19.64	Rikke Pedersen	Indianapolis	8 Mar 97
SUI	4:07.98	Sandra Gasser	Sindelfingen	14 Feb 93	DOM	9:51.06	Alexis Panisse	Fayetteville	9 Feb 13
SUR	4:14.05	Letitia Vriesde	Budapest	12 Feb 92	ECU	9:13.68	Janeth Caizalitin	Indianapolis	9 Mar 96
SVK*	4:19.49	Andrea Sollárová	Wien	1 Feb 92	ERI*	9:36.59	Meraf Bahta	Örebro	18 Feb 12
SWE	3:58.40	Abeba Aregawi	Stockholm	21 Feb 13	ESP	8:40.98	Marta Domínguez	Lisboa	10 Mar 01
SYR	4:48.0	Zeinab Bakour	Rashd	15 Dec 97	EST	9:07.1	Ille Kukk	Moskva	3 Feb 85
TAN	4:12.24+	Zakia Mrisho	Gent	8 Feb 09	ETH	8:23.72	Meseret Defar	Stuttgart	3 Feb 07
THA	5:13.72	Sonthiya Saiweaw	Pattaya	12 Feb 06	FIN	8:56.11	Carita Sunell	Sevilla	9 Mar 91
TJK	4:36.8	Gulsara Dadabayeva	Rashd	12 Oct 01	FRA	8:41.63	Yamna Oubouhou/Belkacem	Maebashi	7 Mar 99
					GBR	8:31.50	Joanne Pavey	Stuttgart	3 Feb 07

COUNTRY	MARK	NAME	VENUE	DATE	COUNTRY	MARK	NAME	VENUE	DATE
GBS	10:50.95	Fiona Goncalves	Espinho	31 Jan 09	TUR	8:46.50	Almitu Bekele	Torino	8 Mar 09
GEO	10:45.6	Nino Tatrulaime	Tbilisi	02	UAE	8:53.56	Bethem Desalegn	Hangzhou	19 Feb 12
GER	8:41.79	Kathrin Ullrich	Wien	13 Feb 88	UGA	9:11.75	Dorcus Inzikuru	Genova	22 Feb 04
GRE*	8:53.95	Konstadina Efedaki	Birmingham	18 Feb 05	UKR	8:41.01	Svitlana Schmidt	Sumy	18 Feb 12
GUA	9:56.67	Dina Judith Velasquez Cruz	Birmingham	14 Mar 03	USA	8:33.25	Shalane Flanagan	Boston/Roxbury	27 Jan 07
GUM	9:51.76	Sloan Siegrist	Boston	10 Feb 06	UZB	8:54.19	Svetlana Ulmasova	Moskva	19 Feb 82
GUY	10:10.10	Abidemi Charles	Sterling	28 Feb 03	VEN	9:45.48	Valentina Medina	Lincoln	23 Feb 02
HKG	9:19.28	Chan Man Yee	Indianapolis	6 Mar 99	VIE	9:36.38	Bui Thi Hien	Macau	1 Nov 07
HUN	8:55.99	Zita Ágoston	Budapest	6 Mar 88	ZAM	9:15.43	Miriam Kaumba	Lincoln	17 Feb 06
INA	9:49.75	Rini Budiarti	Pattaya	11 Feb 06	ZIM	9:38.75	Faith Kamangila	Fayetteville	22 Jan 05
IND	9:09.81	Suriya Loganathan	Hangzhou	19 Feb 12					
IRI	9:51.08	Leila Ebrahimi	Hanoi	2 Nov 09					
IRL	8:43.74	Mary Cullen	Boston	13 Feb 09					
IRQ	10:05.6	Maysaa Hussein Matrood	Rashd	12 Oct 01					
ISL	9:07.02	Ragnheidur Ólafsdóttir	Oklahoma City	12 Mar 88					
ISR*	10:07.23	Lital Azulay	Nampa	12 Feb 05					
ISV	10:05.59	Ninfa Barnard	Birmingham/USA	16 Feb 13					
ITA	8:44.81	Silvia Weissteiner	Birmingham	4 Mar 07					
JAM	9:08.55	Korine Hinds	Boston/Roxbury	1 Feb 03					
JOR	10:14.2	Khadija Amal Al-Matari	Rashd	16 Dec 97					
JPN	9:01.39	Akiko Kawashima	Maebashi	7 Mar 99					
KAZ	9:20.95	Valentina Shateyka	Moskva	18 Feb 85					
KEN	8:30.53	Vivian Cheruiyot	Birmingham	21 Feb 09					
KGZ	9:30.76	Viktoriya Polyudina	Doha	12 Mar 10					
KOR	9:40.22	Kim Sung-Eun	Pattaya	13 Nov 05					
LAT	8:44.66	Jeļena Čelnova/Prokopčuka	Gent	27 Feb 00					
LBR	10:55.03	Eunice Jones	Landover	18 Feb 12					
LCA	10:26.56	Nessa Paul	Fayetteville	13 Feb 04					
LIB	10:25.68	Maria Pia Nehmé	Montréal	23 Mar 13					
LTU	8:46.74	Regina Čistiaková	Moskva	8 Feb 86					
LUX	9:44.79	Danièle Kaber	Gent	15 Jan 95					
MAD	9:34.79	Marie-Eliane Saholinirina	Eaubonne	7 Feb 13					
MAR	8:35.86	Meryem Alaoui Selsouli	Valencia	9 Feb 08					
MDA*	9:00.59	Svetlana Guscova	Moskva	20 Feb 82					
MEX	9:40.20A	Kathya Garcia	Albuquerque	29 Jan 11					
MGL	10:03.69	Battsetseg Baatarxuu	Macau	1 Nov 07					
MKD	10:02.16	Daniela Kuleska	Sofia	8 Feb 04					
MNE	9:32.60	Sladjana Perunović	Istanbul	18 Feb 12					
NED	8:33.82	Elly van Hulst	Budapest	4 Mar 89					
NEP	10:33.77	Nirmala Bharati	Pattaya	13 Nov 05					
NOR	8:50.26	Ingrid Kristiansen	Turku	23 Feb 85					
NZL	8:38.14	Kim Smith	Boston/Roxbury	27 Jan 07					
PAK	11:45.13	Noreen Shagufta	Tehran	27 Sep 05					
PAN	9:22.62	Rolanda Bell	New York/Armory	8 Feb 13					
PER	9:25.57	Ena Guevara Mora	New York	27 Feb 87					
POL	8:38.21	Lidia Chojecka	Stuttgart	3 Feb 07					
POR	8:36.79	Carla Sacramento	Birmingham	17 Feb 02					
PRK	9:14.53	Li Si-Ni	Osaka	11 Feb 89					
PUR*	9:16.23	Beverly Ramos	Fayetteville	13 Mar 10					
PYF	10:48.25	Heiata Brinkfield	Reims	19 Dec 09					
ROU	8:32.88	Gabriela Szabo	Birmingham	18 Feb 01					
RSA	9:01.41	René Kalmer	Doha	12 Mar 10					
RUS	8:27.86	Liliya Shobukhova	Moskva	17 Feb 06					
RWA	9:26.89	Claudette Mukasakindi	Istanbul	9 Mar 12					
SLO	8:47.49	Helena Javornik	Stuttgart	3 Feb 02					
SMR	11:54.59	Paola Carinato	Ancona	7 Mar 08					
SRB	9:04.23	Snezana Pajkić	Wien	1 Feb 87					
SRI*	9:50.67	Hiruni Wijayarathne	Fayetteville	9 Feb 13					
STP	9:48.97	Celma Bonfim	Espinho	3 Feb 08					
SUD	9:35.29	Hind Roko Musa	Belfast	14 Feb 04					
SUI*	9:21.38	Livia Burri	Metz	24 Feb 13					
SUR	9:07.08	Letitia Vriesde	Den Haag	31 Jan 93					
SVK*	9:19.17	Ludmila Melicherová	Pireás	3 Mar 85					
SWE	8:50.32	Sara Wedlund	Stockholm	9 Mar 96					
SYR	10:14.5	Zeinab Bakour	Rashd	16 Dec 97					
TAN	8:51.23	Restituta Joseph	Stuttgart	2 Feb 03					
THA*	10:32.84	Sonthiya Saiweaw	Pattaya	13 Nov 05					
TJK	9:00.96	Alla Libutina	Moskva	18 Feb 83					
TTO	9:30.10	Tonya Nero	Lincoln	22 Jan 11					

Notes

Oversized track:

BDI	9:18.95	Diane Nukuri-Johnson	Ames	12 Feb 11
ERI	9:24.52	Meraf Bahta	Mustasaari	7 Feb 12
ISR	9:39.7	Zehava Shmueli	Paris	11 Mar 80
PUR	9:14.62	Beverly Ramos	South Bend	6 Mar 10
SRI	9:46.35	Hiruni Wijayarathne	Lexington	26 Jan 13
SUI	9:18.07	Astrid Leutert	Geneva/USA	11 Feb 12
SVK	9:15.66	Ludmila Melicherová	Jablonec	7 Feb 87

Not recognised by federation:

MDA	8:55.30	Svetlana Guscova	Moskva	19 Feb 82
THA	9:46.55	Jane Vongvorachoti	New York/Armory	15 Feb 13

Annulled by doping violation:

GRE	8:52.21	Maria Tsirba	Birmingham	15 Mar 03
-----	---------	--------------	------------	-----------

60 Metres Hurdles

ALB	8.80	Anila Meta	Wien	2 Mar 02
ALG	8.28	Yasmina Azzizi-Kettab	Berlin	15 Feb 92
AND	9.43	Montserrat Pujol	San Sebastián	10 Mar 07
	8.9	Montserrat Pujol	Escaldes	3 Mar 01
ANG	8.90	Delphina Joaquim	Espinho	10 Feb 02
ANT	10.06	Elma Camacho	Clemson	13 Feb 09
ARG	8.47	Beatriz Capotosto	Paris	18 Jan 85
ARM	9.50	Kristine Harutunian	Tehran	15 Feb 13
AUS	7.73	Sally Pearson	Istanbul	10 Mar 12
AUT	7.96	Beate Schrott	Wien	23 Feb 13
BAH	8.13	Ivanique Kemp	Fayetteville	2 Mar 12
BAR	8.11	Kierre Beckles	Lexington	26 Feb 12
BEL	7.92	Eline Berings	Torino	6 Mar 09
BER	8.96	Shianne Smith	Seattle	29 Jan 10
BIH	8.56	Emina Pilav	Sofia	15 Feb 75
BIZ	9.56	Katy Sealy	London/LV	10 Feb 13
BLR	7.86	Lidiya Yurkova	Chelyabinsk	4 Feb 90
	7.6	Lidiya Yurkova	Minsk	24 Feb 90
	7.6	Lidiya Yurkova	Lugansk	11 Jan 92
BOT	8.99	Oarabile Babolayi	Lexington	26 Jan 13
BRA	8.08	Maila Paula Machado	Moskva	11 Mar 06
BUL	7.74	Yordanka Donkova	Sofia	14 Feb 87
CAF	8.38	Maria-Joëlle Conjungo	Paris	4 Feb 01
	8.38	Maria-Joëlle Conjungo	Eaubonne	7 Feb 03
CAN	7.75	Perdita Felicien	Budapest	7 Mar 04
CAY	10.43	Ashleigh Nalty	Bloomington	18 Jan 14
CGO	8.77	Solène Eboulabeka	Aubiére	6 Jan 07
	8.77	Solène Eboulabeka	Eaubonne	28 Jan 07
CHI	8.54	Francisca Guzmán	Linz	5 Feb 09
CHN	8.04	Feng Yun	Moskva	11 Mar 06
CIV	8.21	Rosvitha Okou	Nantes	18 Jan 14
CMR	8.34	Caroline Kaboud Mebam	Luxembourg	19 Jan 08
COD	8.38	Cynthia Maduangle Bolingo	Gent	29 Jan 11
COL	8.24	Brighth Merlano	Houston	2 Feb 08
COM	8.39	Feta Ahamada	Liévin	20 Feb 09
CPV	9.53	Claudia Moreira	Alpiarca	16 Jan 05
CRO	8.17	Andrea Ivančević	Linz	17 Jan 14
CUB	7.90	Anay Tejada	Karlsruhe	10 Feb 08
CYP	8.19	Evmorfia Baourda	Athina	11 Feb 06
CZE	7.95	Lucie Škrobáková	Torino	6 Mar 09
DEN	8.42	Lene Demsitz	Solna	1 Feb 86

COUNTRY	MARK	NAME	VENUE	DATE	COUNTRY	MARK	NAME	VENUE	DATE
DMA	8.69	Thea LaFond	New York/Armory	25 Jan 13	NOR	7.83	Christina Vukicevic	Paris	4 Mar 11
DOM	8.18	Lavonne Idlette	Hampton	18 Jan 14	NZL	8.61	Carmel Corbett	Ann Arbor	25 Feb 95
ECU	8.26	Nancy Vallecilla	Karlsruhe	7 Feb 88	OMA	9.02	Buthayna Ayed Al-Yacoubi	Tehran	15 Feb 13
ESA	8.85	Laura Valdeperas	Bloomington	6 Feb 04	PAK	9.30	Shabana Khitak	Rashd	12 Oct 01
ESP	7.83	Glory Alozie	Birmingham	15 Mar 03	PAN	7.99	Yvette Lewis	Düsseldorf	30 Jan 14
EST	8.16	Ksenija Balta	Tallinn	20 Jan 10	PAR	8.79	Ana Camila Pirelli	Linz	17 Feb 13
FIJ	9.20	Milika Tuivanuvou	Geneva/USA	3 Mar 11	PER	8.53	Edith Noeding	Dortmund	6 Feb 76
FIN	8.07	Nooralotta Neziri	Jyväskylä	17 Feb 13	PNG	8.75A	Sharon Kwarula	Albuquerque	25 Jan 14
FRA	7.82	Monique Ewanjé-Epée	Paris	23 Feb 91	POL	7.77	Zofia Bielczyk	Sindelfingen	1 Mar 80
	7.82	Linda Ferga-Khodadin	Budapest	7 Mar 04	POR	8.08	Isabel Abrantes	Espinho	17 Feb 01
GAB	9.36	Ruddy Zang Milama	Aubiére	28 Jan 07	PUR	8.45	Joyce Meléndez	Toronto	13 Mar 93
GAM	11.16	Hadja Sidibeh Jambo	Vilafranca del Penedés	17 Jan 09	PYF	8.92	Véronique Boyer	Paris	20 Feb 93
GBR	7.80	Tiffany Ofili/Porter	Paris	4 Mar 11	QAT	10.40	Fatima Mazaher Sassani	Doha	26 Feb 10
GBS	8.76	Sténia Betuncal	Pombal	20 Feb 10	ROU	7.86	Mihaela Pogacean	Budapest	5 Mar 88
GEO	8.21	Olga Vershinina	Ordzhonikidze	6 Mar 82		7.86	Mihaela Pogacean	Bacau	21 Jan 89
GER	7.73	Cornelia Oschkenat	Wien	25 Feb 89	RSA	9.44	Winnie de Winnaar	Sindelfingen	13 Mar 04
GHA	8.03	Vida Nsiah	Paris	8 Mar 97	RUS	7.69	Lyudmila Narozhilenko	Chelyabinsk	4 Feb 90
GRE	7.91	Flóra Redóúmi	Budapest	7 Mar 04		7.4	Lyudmila Narozhilenko	Chişinău	27 Jan 90
GRN	8.76	Colleen Felix	Levelland	20 Feb 09	RWA	10.98	Dativa Mukandinda	Nogent-sur-Oise	12 Jan 03
GUI	8.04	Fatmata Fofanah	Lexington	12 Jan 08	SAM	8.70A	Kristy Slade	Pocatello	1 Feb 02
	8.04	Fatmata Fofanah	Fayetteville	14 Mar 08	SEN	8.22	Gnima Faye	Eaubonne	11 Feb 11
GUY	8.45	Myrtle Chester	Louisville	5 Feb 82	SEY	8.60	Céline Laporte	Bompas	15 Jan 06
HAI	7.99	Nadine Faustin-Parker	Düsseldorf	17 Feb 06		8.60	Céline Laporte	Bordeaux	18 Feb 06
HKG	8.32	Chan Sau Ying	Montréal	16 Jan 94	SIN	9.00	Dipna Lim Prasad	Istanbul	9 Mar 12
HON	8.52	Jeimy Bernárdez	Sevilla	21 Feb 09	SLE	8.32	Eunice Barber	Liévin	9 Jan 97
HUN	8.00	Xénia Siska	Paris	18 Jan 85	SLO	7.78	Brigita Bukovec	Stuttgart	7 Feb 99
INA	8.54	Dedeh Erawati	Pattaya	11 Feb 06	SMR	9.10	Barbara Rustignoli	Ancona	7 Feb 09
IND	8.47	Gayathri Govindharaj	Hanoi	2 Nov 09	SRB	8.20	Jelena Jotanović	Pireás	21 Feb 09
IRI	8.74	Elnaz Kompani	Tehran	24 Jan 14	STP	8.75	Lecabela Quaresma	Braga	4 Jan 14
IRL	7.84	Derval O'Rourke	Moskva	11 Mar 06		8.75	Lecabela Quaresma	Lisboa	21 Jan 14
IRQ	9.55	Bahar Kasrou	Tehran	25 Feb 10	SUI	7.95	Julie Baumann	Karlsruhe	31 Jan 92
ISL	8.31	Gudrun Arnardóttir	Lexington	25 Feb 96	SVK	8.04	Miriam Bobková	Karlsruhe	10 Feb 08
	8.31	Gudrun Arnardóttir	Gent	26 Feb 00	SWE	7.68	Susanna Kallur	Karlsruhe	10 Feb 08
ISR	8.03	Irina Lenskiy	Moskva	27 Jan 02	SYR	8.85	Fadoua Al-Boza	Tehran	27 Sep 05
ISV	8.38	Flora Hyacinth	Baton Rouge	7 Feb 87	TGA	9.40A	Melesia Mafile'o	Albuquerque	28 Jan 06
ITA	7.94	Veronica Borsi	Göteborg	1 Mar 13	THA	8.09A	Trecia Roberts	Colorado Springs	19 Feb 00
IVB	8.68	Ariana Forbes	Landover	13 Feb 10	TJK	7.92	Nadezhda Korshunova	Chişinău	17 Feb 85
JAM	7.74	Michelle Freeman	Madrid	3 Feb 98	TKM	10.02	Yekaterina Chalikova	Tehran	9 Feb 05
JOR	10.47	Shifa Anabtawi	Pattaya	10 Feb 06		9.2	Yelena Ryabova	Ashgabat	5 Feb 11
	9.8	Rania Shoukri Al-Qabali	Doha	14 Feb 08	TOG	8.68	Sandrine Thiébaud-Kangni	Eaubonne	10 Feb 02
JPN	8.12	Yvonne Kanazawa	Maebashi	5 Mar 99	TPE	8.39	Huang Mei-Hua	Ames	9 Feb 99
KAZ	7.82	Olga Shishigina	Liévin	21 Feb 99	TTO	8.13	Aleesha Barber	State College (2s1)	30 Jan 09
KGZ	8.78	Aiganysh Asanaliyeva	Moskva	7 Feb 07		8.13	Aleesha Barber	State College (2)	30 Jan 09
KOR	8.41	Lee Yeon-kyoung	Istanbul	9 Mar 12	TUN	9.11	Farah Jaziri	Eaubonne	11 Feb 01
LAT	8.06	Ludmila Olijara	Chişinău	17 Feb 85	TUR*	8.00	Nevin Yanit	Gent	18 Feb 07
LBR	8.12	Kia Davis	New York/Armory	8 Feb 08	UKR	7.85	Natalya Grigoryeva	Chelyabinsk	4 Feb 90
LCA	8.35	Makeba Alcide	Fayetteville	12 Feb 13	USA	7.72	Lolo Jones	Doha	13 Mar 10
LIB	9.49	Krystel Saneh	Tehran	15 Feb 13	UZB	7.93	Vera Akimova	Moskva	17 Feb 84
LIE	8.41	Manuela Marxer	Mannheim	24 Feb 94	VIE	8.49	Vu Thi Hang Ni	Hanoi	2 Nov 09
LTU	8.03	Sonata Tamošaitytė	Istanbul (3h2)	10 Mar 12					
	8.03	Sonata Tamošaitytė	Istanbul (4)	10 Mar 12	Note				
LUX	8.33	Véronique Linster	Gent	4 Feb 96	<i>Not recognised by federation (because of doping violation not yet confirmed by IAAF):</i>				
	8.33	Véronique Linster	Gent	7 Feb 96	<i>TUR</i>	<i>7.89</i>	<i>Nevin Yanit</i>	<i>Göteborg</i>	<i>1 Mar 13</i>
	8.33	Véronique Linster	Karlsruhe	11 Feb 96					
MAC	11.09	Tam Sok Teng	Macau	11 Feb 07					
MAD	7.89	Nicole Ramalalanirina	Liévin	18 Feb 96					
MAR	8.72	Sanae Zouine	Valencia	28 Dec 13					
MAS	8.38	Moh Siew Wei	Karlsruhe	30 Jan 05					
MDA	8.07	Maria Mercuc	Moskva	20 Feb 82					
MEX	8.43	Jacqueline Tavares	Spala	21 Feb 99					
MKD	8.40	Marina Mihajlova/Damcevskaa	Sofia	4 Feb 95					
MLI	8.68	Rahamatou Drame	Paris	25 Jan 14					
MNE	9.60	Ljiljana Matović	Novi Sad	5 Mar 12					
	9.0	Sanja Tripković	Beograd	18 Feb 96					
MON	9.72	Carine Cresto	Paris	4 Feb 01					
MRI	8.77	Stéphanie Domaingue	Liévin	18 Feb 01					
NAM	10.52	Angelique Rall	Sindelfingen	10 Mar 04					
NED	7.89	Marjan Olyslager	Budapest	5 Mar 89					
NGR	7.82	Glory Alozie	Madrid	16 Feb 99					

Note

Not recognised by federation (because of doping violation not yet confirmed by IAAF):

TUR 7.89 Nevin Yanit Göteborg 1 Mar 13

High Jump

AIA	1.72	Shinelle Proctor	Lexington	24 Jan 14
ALB	1.85	Klodeta Gjini	Tirane	14 Mar 88
ALG	1.76	Katiba Korbaa	Aubiére	9 Feb 07
	1.76	Katiba Korbaa	Paris	24 Feb 07
AND	1.81	Margarida Moreno	San Sebastián	17 Feb 90
ANG	1.64	Xenia Fortes	Espinho	15 Feb 98
ARG	1.94	Solange Witteveen	Brno	9 Feb 00
ARM	1.39	Kristine Harutunian	Tehran	15 Feb 13
AUS	1.97	Alison Inverarity	Toronto	13 Mar 93
AUT	1.96	Sigrid Kirchmann	Paris	12 Mar 94
AZE	1.89	Marina Kuporosova	Baku	24 Jan 88
BAH	1.87	Saniel Atkinson-Grier	Nashville	24 Jan 14

COUNTRY	MARK	NAME	VENUE	DATE	COUNTRY	MARK	NAME	VENUE	DATE
BAN	1.55	Sathi Parveen	Rashd	12 Oct 01	(JPN)	1.91	Miki Imai	Beijing	25 Feb 98
BAR	1.86	Akela Jones	Shawnee	3 Dec 13		1.91	Miki Imai	Stockholm	15 Feb 01
BEL	2.05	Tia Hellebaut	Birmingham	3 Mar 07		1.91	Miki Imai	Dortmund	5 Feb 03
BEN	1.16	Graetta Gbenou	Villefontaine	11 Feb 06	KAZ	1.98	Svetlana Zalevskaya	Samara	2 Mar 96
BER	1.72	LaTroya Darrell	Boston/Allston	19 Feb 06	KGZ	1.95	Tatyana Efimenko	Stockholm	2 Feb 06
BIH	1.88	Samra Tanović	Wien	30 Jan 86	KOR	1.91	Kim Hee-Sun	Osaka	11 Feb 88
BIZ	1.68	Katy Sealy	Birmingham	6 Feb 13	LAO	1.41	Philaylack Sackpaseuth	Hanoi	31 Oct 09
BLR	1.98	Tatyana Shevchik	Stuttgart	7 Feb 93	LAT	1.92	Valentina Gotovska	Vilnius	8 Jan 89
BRA	1.90	Orlane Lima dos Santos	Wuppertal	14 Feb 92	LCA	1.92	Levern Spencer	Stockholm	10 Feb 10
BRN	1.60	Mariam Mohamed Al-Ansari	Doha	26 Feb 10	LIB	1.45	Sarah Tabbara	Doha	26 Feb 10
BUL	2.06	Stefka Kostadinova	Pireás	20 Feb 88	LIE	1.69	Manuela Marxer	Maggingen	6 Feb 94
BUR	1.81	Irène Tiendrebéogo	Bordeaux	15 Feb 98	LTU	1.95	Nelė Žilinskienė	Brno	7 Feb 97
CAF	1.54	Gelica Damba	Eaubonne	25 Nov 01		1.95	Nelė Žilinskienė	Paris	8 Mar 97
CAN	1.99	Debbie Brill	Edmonton	23 Jan 82	LUX	1.76	Liz Kuffer	Luxembourg	29 Jan 11
CAY	1.70	Ashleigh Nalty	Geneva/USA	2 Mar 13	MAC	1.50	Ng Ka Man	Macau	31 Oct 07
CGO	1.69	Tania Matshoko	Aubiére	3 Mar 12		1.50	Ng Ka lan	Macau	31 Oct 07
CHI	1.57	Carolina Sanz	Jyväskylä	3 Apr 12	MAD	1.04	Fenosoa Rakotomalala	Bordeaux	27 Feb 05
CHN	1.94	Zheng Xingjuan	Doha	13 Mar 10	MAR	1.75	Hind Bounouail	Paris	3 Feb 01
CIV	1.75	Jeanine Blé-Simon	Neubrandenburg	5 Feb 06	MDA	1.94	Ludmila Suhoroslova	Zaporizhzhya	24 Jan 88
CMR	1.69	Antoinette Nana Djimou	Paris	14 Dec 02		1.94	Olga Bolsova	Chişinău	20 Jan 92
COD	1.66	Kapinga Dorcas Mutombo	Eaubonne	3 Feb 07		1.94	Olga Bolsova	Pireás	28 Feb 94
COL	1.81	Caterine Ibargüen	Moskva	11 Mar 06		1.94	Olga Bolsova	Stockholm	10 Mar 96
CPV	1.50	Vera Barbosa	Alpiarca	22 Jan 06	MEX	1.90A	Cristina Fink-Sisniega	Flagstaff	25 Feb 89
CRO	2.06	Blanka Vlašić	Arnstadt	6 Feb 10		1.90	Romary Rifka	Valencia	8 Mar 08
CUB	2.01	Ioanet Quintero	Berlin	5 Mar 93	MKD	1.70	Irena Temova	Sofia	28 Jan 07
CYP	1.88	Leontia Kallenou	Birmingham/USA	18 Jan 14	MLI	1.57	Aissetou Wagué	Eaubonne	4 Feb 12
CZE	1.99	Barbora Laláková	Banská Bystrica	14 Feb 06	MNE	1.84	Marija Vuković	Athína	31 Jan 09
DEN	1.90	Pia Zinck	Paris	7 Mar 97		1.84	Marija Vuković	Athína	17 Feb 10
	1.90	Pia Zinck	Arnstadt	30 Jan 98	MON	1.33	Carine Cresto	Eaubonne	12 Dec 04
DMA	1.81	Thea LaFond	Fayetteville	9 Mar 13	MRI	1.63	Julie Sheik-Cassim	Salon-de-Provence	11 Dec 04
	1.81	Thea LaFond	State College	11 Jan 14	MTN	1.52	Badia Kamara	Doha	23 Jan 12
DOM	1.88	Juana Arrendel	Stuttgart	2 Feb 03	NAM	1.55	L. Van Rensburg	Birmingham	27 Feb 99
ESA	1.47	Laura Valdeperas	Miami	1 Dec 01	NED	1.92	Remona Fransen	Paris	4 Mar 11
ESP	2.01	Ruth Beitia	Pireás	24 Feb 07	NGR	1.89	Doreen Amata	Dessau	15 Feb 08
EST	1.94	Anna Iljuštšenko	Arnstadt	2 Feb 13	NOR	2.00	Hanne Haugland	Spala	17 Feb 95
FIJ	1.60	Milika Tuivanuavou	Geneva/USA	3 Mar 11		2.00	Hanne Haugland	Paris	8 Mar 97
FIN	1.90	Marianne Mattas	Mustasaari	9 Feb 02	NZL	1.86	Tania Murray-Dixon	Sevilla	28 Feb 91
FRA	1.97	Melanie Skotnik	Aubiére	18 Feb 07	PAK	1.50	Rozina Shafqat	Tehran	26 Sep 05
GAB	1.33	Laura Malhaby	Nice	21 Jan 12	PAR	1.63	Ana Camila Pirelli	Fargo	28 Feb 10
GAM	1.39	Jankey Sowe	Vilafranca del Penedés	28 Feb 09		1.63	Ana Camila Pirelli	Linz	17 Feb 13
GBR	1.95	Debbie Marti	Birmingham	23 Feb 97	PER	1.71	Gabriela Saravia	Lawrence	10 Jan 14
GBS	1.57	Placida Miroelho	Braga	17 Jan 04	POL	1.96	Kamila Stepaniuk/Lińwinko	Cottbus	22 Jan 14
GEO	1.75	Marina Kuporosova	Volgograd	12 Feb 88	POR	1.88	Naide Gomes	Budapest	5 Mar 04
GEQ	1.20	Teresa Mangué	Antequera	29 Jan 12	PUR	1.78	Laura Pinion	Johnson City	27 Jan 90
GER	2.07	Heike Henkel	Karlsruhe	8 Feb 92	PYF	1.83	Danièle Guyonnet	Portland	30 Jan 76
GHA	1.81	Ruky Abdulai	Seattle	28 Jan 06	QAT	1.45	Fayza Abdulnasser Omar	Doha	26 Feb 10
	1.81	Ruky Abdulai	Seattle	27 Jan 07	ROU	2.03	Monica Iagăr	Bucureşti	23 Jan 99
GRE	1.96	Niki Bakoyiánni	Pireás	11 Feb 96	RSA	1.97	Hestrie Storbeck/Cloete	Birmingham	18 Feb 01
	1.96	Niki Bakoyiánni	Stockholm	10 Mar 96	RUS	2.06	Anna Chicherova	Arnstadt	4 Feb 12
GRN	1.89	Patricia Sylvester	Fayetteville	9 Mar 07	RWA	1.24	Dativa Mukandinda	Nogent-sur-Oise	12 Jan 03
GUI	1.54	Fatoumata Balley	Nogent-sur-Oise	1 Dec 13	SAM	1.70	Kristy Slade	Logan	26 Jan 02
GUY	1.87	Najuma Fletcher	Indianapolis	11 Mar 95	SEN	1.84	Awa Dioum-Ndiaye	Paris	8 Mar 86
HAI	1.78	Linda Louissaint	Gainesville	6 Feb 05	SEY	1.69	Céline Laporte	Nogent-sur-Oise	8 Feb 04
HKG	1.71	Chang Mei Tik	Beijing	20 Feb 01		1.69	Céline Laporte	Nogent-sur-Oise	6 Feb 05
HUN	1.99	Katalin Sterk	Milano	7 Mar 82		1.69	Céline Laporte	Nice	7 Jan 06
IND	1.84	Bobby Aloysius	Birmingham	14 Feb 04		1.69	Céline Laporte	Bompas	15 Jan 06
IRI	1.80	Zahra Nabizadeh	Macau	31 Oct 07	SKN	1.54	Natalie Cozier	Normal	2 Feb 02
IRL	1.93	Deirdre Ryan	Leverkusen	18 Jan 09	SLE	1.80	Eunice Barber	Paris	7 Mar 97
IRQ	1.44	Anwar Jebur	Doha	26 Feb 10	SLO	2.00	Britta Bilac	Frankfurt	9 Feb 94
ISL	1.88	Thordis Gisladóttir	Pontiac	12 Mar 83	SMR	1.73	Giuseppina Grassi	Ancona	2 Feb 75
ISR	1.94	Danielle Frenkel	Paris	5 Mar 11	SRB	1.92	Tamara Malesev	Göteborg	4 Mar 84
ISV	1.70	Wanetta Kirby	Landover	12 Feb 10	SRI	1.75	Priyangika Madumanthi	Hanoi	2 Nov 09
ITA	2.04	Antonietta Di Martino	Banská Bystrica	9 Feb 11	STP	1.79	Naide Gomes	Espinho	13 Feb 00
IVB	1.47	Kanishque Todman	Charleston	2 Mar 12		1.79	Naide Gomes	Lisboa	4 Mar 01
JAM	1.90	Marisa Cadienhead	Boston	8 Mar 02	SUI	1.92	Corinne Müller	Maggingen	19 Feb 05
JOR	1.43	Rania Shoukri Al-Qabali	Doha	14 Feb 08	SVK	1.96	Mária Melová	Banská Bystrica	12 Feb 97
JPN	1.91	Megumi Sato	Osaka	15 Jan 86		1.96	Mária Melová	Otterberg	27 Feb 99
	1.91	Megumi Sato	Osaka	11 Feb 89	SWE	2.08	Kajsa Bergqvist	Arnstadt	4 Feb 06
	1.91	Megumi Sato	Yokohama	11 Mar 90	SYR	1.65	Rym Abdallah	Tehran	13 Feb 09

COUNTRY	MARK	NAME	VENUE	DATE	COUNTRY	MARK	NAME	VENUE	DATE
	1.65	Rym Abdallah	Hanoi	2 Nov 09	IRL	4.45A	Tori Pena	Reno	20 Jan 12
TGA	1.68	Melesia Mafile'o	Lubbock	4 Feb 06		4.45A	Tori Pena	Flagstaff	14 Feb 13
THA	1.93	Noengruthai Chaipetch	Hanoi	2 Nov 09	ISL	4.51	Thórey Edda Elisdóttir	Fayetteville	10 Mar 01
TKM	1.60	Seveta Pekova	Rashd	9 Feb 02	ISR	4.60	Jillian Schwartz	Jonesboro	30 May 10
TOG	1.61	Edwige Néglokpé	Eaubonne	7 Dec 03	ITA	4.60	Roberta Bruni	Ancona	17 Feb 13
TPE	1.84	Su Chun-Yueh	Budapest	4 Mar 89	JAM	3.36	Sandé Swaby	Lincoln	23 Feb 01
TTO	1.93	Natasha Alleyne-Gibson	Lexington	11 Feb 95	JPN	4.33	Tomomi Abiko	Kosai	23 Feb 13
TUN	1.57	Farah Jaziri	Nogent-sur-Oise	5 Feb 05	KAZ	4.15	Olga Lapina	Karaganda	8 Feb 11
	1.57	Farah Jaziri	Liévin	20 Feb 05	KOR	4.30	Choi Yun-Hee	Hangzhou	19 Feb 12
TUR	1.90	Candeğer Kılınçer	Néo Iráklío	4 Feb 02	LAO	3.00	Toukta Khamboonheung	Hanoi	31 Oct 09
	1.90	Candeğer Kılınçer	Pireás	23 Feb 02	LAT	4.19	Krista Obizajeva	Tartu	5 Feb 13
UKR	2.01	Vita Palamar	Valencia	9 Mar 08	LIE	2.50	Kathrin Berginz	Dornbirn	25 Jan 14
USA	2.02A	Chaunté Lowe	Albuquerque	26 Feb 12	LTU	3.90	Edita Grigelionytė	Kaunas	17 Mar 06
UZB	1.96	Galina Brigadnaya	Moskva	7 Feb 86	LUX	4.00	Gina Reuland	Ludwigshafen	8 Jan 11
	1.96	Nadiya Dusanova	Tashkent	20 Feb 09		4.00	Gina Reuland	Luxembourg	18 Jan 14
VIE	1.90	Bui Thi Nhung	Macau	11 Feb 07	MAR	3.17	Zakia El Hassouni	Cercy-la-Tour	13 Jan 96

Pole Vault

ALG	2.50	Linda Chellakh	Grenoble	22 Jan 95	MEX	3.90	Alejandra Meza	Houston	18 Jan 03
AND	2.65	Sara Guerra	Vilafranca del Penedés	27 Feb 05	MLI	2.82	Aminata Sanoko	Cercy-la-Tour	13 Jan 96
ANG	3.10	Lidia Nicole Alberto	Pombal	28 Dec 13	NED	4.45	Monique de Wilt	Gent	15 Feb 03
	3.10	Lidia Nicole Alberto	Pombal	12 Jan 14	NOR	4.41	Cathrine Larsásen	Steinkjer	11 Feb 12
ARG	4.25	Alejandra Garcia	Santa Fe	6 Oct 04	NZL	4.20	Melina Hamilton	Budapest	5 Mar 04
AUS	4.72	Kym Howe	Donetsk	10 Feb 07	PER	3.86	Maria Ferrand	Jonesboro	31 May 08
AUT	4.44	Doris Auer	Glasgow (KH)	18 Mar 01	PHI	4.11	Deborah Samson	Seattle	16 Feb 08
AZE	3.25	Ulkar Ganbarova	Baku	16 Jan 13	POL	4.85	Anna Rogowska	Paris	6 Mar 11
BDI	3.71	Laetitia Berthier	Epinal	9 Feb 08	POR	4.43	Maria Eleonor Tavares	Aulnay-sous-Bois	21 Dec 13
BEL	4.28	Aurélie De Ryck	Gent	18 Feb 12	PRK	3.30	Jong Un Sim	Pyongyang	25 Jul 11
BIZ	2.13	Kay-De Vaughn	Ypsilanti	23 Feb 08	PUR	4.25	Diamara Planell	Seattle	18 Jan 14
BLR	4.55	Anastasiya Shvedova	Paris	5 Mar 11	ROU	4.25	Gabriela Mihalcea	Pireás	13 Feb 99
BRA	4.82	Fabiana Murer	Birmingham	20 Feb 10	RSA	4.41	Elmarie Gerrits	Birmingham	20 Feb 00
BUL	4.50	Tanya Koleva-Stefanova	Athina	16 Feb 05	RUS	5.01	Yelena Isinbaeva	Stockholm	23 Feb 12
BUR	2.60	Lynda Ouédraogo	Montpellier	5 Dec 10	SEN	3.44	Fatoumata Gnacko	Villeurbanne	20 Jan 12
CAF	1.80	Chancela Moundo	L'Isle-sur-Sorgue	30 Nov 08	SIN	3.20	Rachel Yang Bing Jie	Macau	31 Oct 07
CAM	2.90	Héléne Kong	Vittel	11 Mar 07	SLO	4.56	Tina Sutej	Udine	26 Jan 14
CAN	4.60A	Kelsie Hendry	Flagstaff	16 Feb 12	SMR	3.31	Eleonora Rossi	Modena	13 Jan 13
CGO	2.00	Amanda Ngandu-Ntumba	Lyon	30 Nov 13	SRB	4.11	Jelena Radinovic-Vasić	Linz	13 Feb 11
CHA	1.60	Amina Mahamat	Bordeaux	18 Feb 01	STP	2.78	Nair Varela	Espinho	28 Jan 06
CHI	4.10	Carolina Maurer-Torres	Maggingen	2 Mar 03	SUI	4.55	Nicole Büchler	Istanbul	11 Mar 12
	4.10	Carolina Maurer-Torres	St. Gallen	24 Feb 08	SVK	4.12	Slavomira Slúková	Budapest	2 Feb 08
CHN	4.50	Li Ling	Hangzhou	19 Feb 12	SWE	4.63	Angelica Bengtsson	Stockholm	22 Feb 11
CIV	3.70	Alima Ouattara	Bordeaux	19 Mar 11	THA	3.70	Sukanya Chomchuendee	Hanoi	31 Oct 09
CMR	2.40	Manuella Cancade	Lyon	30 Nov 13	TPE	4.00	Chang Ko-Hsin	Kanonji	24 Feb 04
COL	3.91	Milena Agudelo	Santa Fe	6 Oct 04	TTO	2.21	Ayana Riviere	Landover	16 Feb 08
	3.91	Milena Agudelo	Santa Fe	28 Sep 05	TUN	4.20	Syrine Balti	Bordeaux	22 Feb 03
CPV	2.40	Cleisa Tavares	Pombal	30 Jan 10		4.20	Syrine Balti	Aubiére	26 Feb 06
CRO	4.00	Ivona Jerković	Zagreb	19 Feb 05	TUR	4.20	Tatiana Köstem-Zaikova	Krasnodar	16 Jan 00
	4.00	Ivona Jerković	Madrid	4 Mar 05	UKR	4.60	Hanna Shelekh	Donetsk	11 Feb 12
CUB	4.82	Yarisley Silva	Des Moines	24 Apr 13	URU	3.95	Deborah Gyurcsek	Valencia	8 Feb 04
CYP	4.41	Mariánna Zahariádi	Pireás	21 Feb 09	USA	5.02A	Jenn Suhr	Albuquerque	2 Mar 13
CZE	4.71	Jiřina Ptáčniková/Svobodová	Dresden	21 Jan 14	UZB	3.00	Viktoriya Okhilova	Tashkent	6 Mar 05
DEN	4.42	Caroline Bonde Holm	Potsdam	17 Feb 12	VEN	4.37	Keisa Monterola	Seattle	28 Jan 12
EGY	3.64	Sonya S. Ahmed	Tulsa	24 Feb 01	VIE	4.00	Le Thi Phuong	Hanoi	31 Oct 09
ESA	3.66	Michele Rivera	Los Angeles	23 Feb 02					
ESP	4.56	Naroa Agirre	Sevilla	17 Feb 07					
EST	4.24	Reena Koll	Tartu	5 Feb 13					
FIN	4.60	Minna Nikkanen	Paris	6 Mar 11					
FRA	4.70	Vanessa Boslak	Istanbul	11 Mar 12					
GBR	4.87	Holly Bleasdale	Villeurbanne	21 Jan 12					
GBS	2.30	Placida Miroelho	Alpiarca	9 Feb 02					
GEO	2.70	Ina Narujniak	Tbilisi	22 Feb 93					
GER	4.77	Silke Spiegelburg	Leverkusen	15 Jan 12					
GRE	4.60	Nikoleta Kiriakopoulou	Donetsk	9 Feb 13					
GUA	3.35	Peggy Ovalle	Lawrence	28 Jan 06					
	3.35	Peggy Ovalle	Johnson City	10 Mar 06					
HKG	3.00	Lin Wan Nei	Macau	10 Feb 07					
HUN	4.51	Zsuzsanna Szabó	Budapest	4 Feb 99					
INA	4.00	Desy Margawati	Hanoi	31 Oct 09					

Long Jump

AFG	3.59	Mehrangiz Bijanpoor	Oslo	9 Apr 05
AIA	6.67	Shara Proctor	Blacksburg	5 Feb 10
ALB	6.27	Vera Bregu-Bitanji	Tirana	16 Mar 89
ALG	5.95	Yasmina Azzizi-Kettab	Berlin	15 Feb 92
AND	5.68	Montserrat Pujol	Caldea	5 Mar 05
ANG	5.78	Ungudi Quiwacana	Espinho	24 Jan 09
ARG	5.53	Agustina Ratzlaff	Valencia (r1)	31 Jan 09
	5.53	Agustina Ratzlaff	Valencia (r2)	31 Jan 09
ARM*	6.06	Satenik Hovhannisian	Istanbul	23 Feb 13
ARU	5.89	Silvienne Krosendijk	Johnson City	29 Feb 08
AUS	6.81	Nicole Boegman	Barcelona	12 Mar 95
AUT	6.81	Ljudmila Ninova	Moskva	14 Feb 96

COUNTRY	MARK	NAME	VENUE	DATE	COUNTRY	MARK	NAME	VENUE	DATE
AZE	5.65	Yuliya Kolesnikova	Rashd	9 Feb 02	ITA	6.91	Fiona May	Valencia	1 Mar 98
BAH	6.82	Daphnie Saunders	Gainesville	26 Feb 94	IVB	6.65	Chantel Malone	Fayetteville	28 Jan 11
BAN	5.85	Foujia Huda	Rashd	12 Oct 01	JAM	6.91	Elva Goulbourne	Fayetteville	23 Feb 02
BAR	6.26	Akela Jones	Geneva/USA	1 Mar 13	JOR	5.85	Rima Taha Farid	Pattaya	11 Feb 06
BDI	4.18	Francoise Nijimbere	Eaubonne	11 Jan 04	JPN	6.57	Maho Hanaoka	Tianjin	18 Feb 03
BEL	6.42	Tia Hellebaut	Gent	11 Feb 07	KAZ	7.17	Yelena Kokonova/Khlopotnova	Chişinău	16 Feb 85
BEN	4.19	Graetta Gbenou	Bourgoin-Jallieu	14 Dec 08	KEN	6.16A	Esther Otieno	Pocatello	22 Feb 80
BER	6.42	Arantxa King	Seattle	29 Feb 08	KGZ	5.85	Rakhima Sardi	Bishkek	16 Feb 07
	6.42	Arantxa King	Fayetteville	27 Jan 12		5.85	Anna Bulanova	Tehran	14 Feb 13
BIH	5.57	Amina Kurtović	Verona	23 Feb 91	LAO	5.00	Philaylack Sackpaseuth	Hanoi	31 Oct 09
	5.57	Anđela Kovačević	Zenica	12 Feb 11	LAT	6.78	Jęlena Obižajeva	Moskva	8 Feb 85
BIZ	5.43	Kay-De Vaughn	Ypsilanti	23 Feb 08	LBR	6.09A	Decontee Kaye	Colorado Springs	27 Feb 09
BLR	7.01	Yelena Belevskaya	Moskva	14 Feb 87	LCA	6.38	Michelle Baptiste	Ames	28 Feb 97
BRA	6.89	Maurren Higa Maggi	Valencia	9 Mar 08	LIB	5.33	Krystel Saneh	Tehran	15 Feb 13
BRN	5.21	Noor Ebrahim Kazerooni	Doha	26 Feb 10	LIE	5.90	Manuela Marxer	Mannheim	11 Feb 94
BUL	6.91	Magdalena Khristova	Stockholm	19 Feb 98	LTU	7.01	Nijolė Medvedeva	Kaunas	26 Jan 87
BUR	6.00	Sylvie Kaboré	Liévin	5 Feb 94	LUX	5.95	Laurence Jones	Luxembourg	19 Jan 14
CAF	4.67	Estella-Divine Zouga	Val-de-Reuil	5 Jan 14	MAC	4.88	Chan Wai Lan	Pattaya	15 Nov 05
CAN	6.60	Tabia Charles	Ithaca	13 Feb 10	MAD	4.35	Josiane Botolahibe	Lyon	21 Dec 13
CGO	5.61	Indaye Greta N'Tiri	Eaubonne	3 Feb 07	MAR	5.97	Fatima Zahra Dkoug	Valladolid	28 Feb 04
CHI	6.00	Silvia Kienzel	Mainz	23 Mar 76	MDA	6.47	Liubov Ratsu	Gomel	3 Mar 85
CHN	6.82	Yang Juan	Beijing	13 Mar 92	MEX	5.92	Claudette Martinez	Fayetteville	25 Jan 08
CIV	6.44	Patricia Soman	Muncie	21 Feb 03	MKD	5.74	Marina Mihajlova-Damcevska	Celje	23 Jan 86
CMR	6.13	Françoise Mbango	Mondeville	1 Feb 03	MLI	6.11	Kadiatou Camara	Moskva	7 Feb 04
COD	5.25	Cynthia Maduangele Bolingo	Gent	2 Mar 08	MLT	5.66	Rebecca Camilleri	Birmingham	14 Feb 04
COL	5.89	Yosmilia Pinerez	New York	13 Feb 04	MNE	5.99	Milena Milašević	Athina	9 Feb 08
COM	5.30	Feta Ahamada	Eaubonne	28 Mar 04	MON	4.65	Carine Cresto	Eaubonne	12 Dec 04
CPV	5.66	Evelise Veiga	Pombal	27 Jan 12	MRI	5.72	Stéphanie Domaingue	Bordeaux	26 Jan 02
CRO*	6.28	Silvija Babić-Mrakovčić	Ljubljana	4 Feb 90	MTN	5.00	Badia Kamara	Doha	24 Jan 12
	6.28	Mirjana Gagić	Istanbul	18 Feb 12	NAM	4.75	Angelique Rall	Sindelfingen	10 Mar 04
CUB	6.79	Yargelis Savigne	Stuttgart	3 Feb 07	NED	6.63	Edine van Heezik	Liévin	21 Feb 87
CYP	6.42	Maria Lambrou-Teloni	Pireás	7 Feb 76	NGR	6.97	Chioma Ajunwa	Erfurt	5 Feb 97
CZE	6.64	Denisa Ščerbová/Rosolová	Bratislava	6 Feb 05	NOR	6.51	Berit Berthelsen	Praha	12 Mar 67
	6.64	Denisa Ščerbová/Rosolová	Birmingham	3 Mar 07	NZL	6.34	Chantal Brunner	Paris	8 Mar 97
DEN	6.77	Renata P. Nielsen	Barcelona	12 Mar 95	OMA	4.17	Hanan Al-Harassi	Tehran	25 Sep 05
DMA	6.16	Thea LaFond	Landover	18 Jan 14	PAK	5.97	Shabana Akhtar	Rashd	16 Dec 97
DOM	5.40	Estefania Garcia	St. Gallen	14 Feb 09	PAR	5.67	Ana Camila Pirelli	Linz	17 Feb 13
ESA	5.91	Laura Valdeperas	Findlay	14 Feb 04	PER	5.30	Adriana Ortiz	Santiago/CHI	23 Feb 10
ESP	6.88	Niurka Montalvo	Lisboa	10 Mar 01	PHI	6.11	Elma Muros-Posadas	Barcelona	11 Mar 95
EST	6.87	Ksenija Balta	Torino	7 Mar 09	POL	6.74	Anna Włodarczyk	Sindelfingen	2 Mar 80
FIJ	5.93	Milika Tuivanuavou	Marion (r5)	15 Feb 13	POR	7.00	Naide Gomes	Valencia	9 Mar 08
	5.93	Milika Tuivanuavou	Marion (r6)	15 Feb 13	PRK	5.44	Kang Hye-Sun	Macau	1 Nov 07
FIN	6.78	Ringa Ropo-Junnila	Stockholm	19 Feb 91	PUR	6.26	Madeline de Jesús	Gainesville	14 Feb 88
FRA	6.90	Eloyse Lesueur	Göteborg	2 Mar 13		6.26	Yesenia Rivera	Houston	14 Feb 04
GAB	4.63	Erika Nzé	Aubiére	20 Jan 13	PYF	5.77	Véronique Boyer	Bordeaux	26 Feb 94
GAM	5.05	Jankey Sowe	Vilafranca del Penedés	30 Jan 10	QAT	4.80	Fatima Mazaher Sassani	Doha	26 Feb 10
GBR	6.89	Shara Proctor	Istanbul	11 Mar 12	ROU	6.99	Mirela Dulgheru	Bacau	23 Jan 93
GBS	5.54	Sténia Betuncal	Espinho	27 Feb 10	RSA	6.85	Karin Mey	Stockholm	21 Feb 08
GEO	6.21	Julia Dubina	Tehran	8 Feb 05	RUS	7.30	Galina Chistyakova	Lipetsk	28 Jan 89
GEQ	5.20	Marlén Mevong Mba	Zaragoza	24 Jan 09	RWA	4.38	Dativa Mukandinda	Nogent-sur-Oise	12 Jan 03
GER	7.37	Heike Drechsler	Wien	13 Feb 88	SAM	5.71A	Kristy Slade	Reno	15 Feb 03
GHA	6.34	Ruky Abdulai	Johnson City	10 Mar 06	SEN	6.41	Kéné Ndoye	Moskva	23 Feb 03
GRE	6.91	Niki Xánthou	Liévin	16 Feb 97	SEY	6.40	Céline Laporte	Aubiére	26 Feb 06
GRN	6.46	Jacinta Bartholomew	New York	23 Feb 90	SIN	5.27	Wong Kit Fei	Macau	1 Nov 07
GUA	5.63	Estefany Cruz	Baton Rouge	15 Jan 11	SKN	6.33	Tanika Liburd	Houston	9 Feb 08
GUI	5.48	Mahawa Camara	Eaubonne	21 Jan 06	SLE	6.86	Eunice Barber	Bordeaux	14 Feb 98
GUM	4.46	Pollara Cobb	Birmingham/USA	6 Dec 13	SLO	6.67	Nina Kolarić	Torino	6 Mar 09
GUY	6.53	Jennifer Innis	New York	27 Feb 84	SMR	5.47	Barbara Rustignoli	Ancona	24 Jan 09
HAI	5.80	Linda Louissaint	Gainesville	15 Jan 05		5.47	Barbara Rustignoli	Ancona	7 Feb 09
HKG	5.69	Cheung Lai Yee	Tehran	25 Feb 10	SRB	6.73	Ivana Spanović	Istanbul	23 Feb 13
HUN	6.82	Tünde Vaszi	Chemnitz	29 Jan 99	SRI	6.06	N. C. D. Priyadharshani	Doha	13 Mar 10
INA	5.88	Maria Natalia Londa	Hanoi	2 Nov 09	STP	6.36	Naide Gomes	Espinho	17 Feb 01
IND	6.44	Mayookha M. Johny	Ludwigshafen	11 Feb 12	SUD	6.17	Yamilé Aldama	Valencia	11 Feb 06
IRI	5.89	Mahsa Motamedi	Tehran	21 Feb 07	SUI	6.71	Irène Pusterla	Paris	5 Mar 11
IRL	6.62	Kelly Proper	Wien	23 Jan 10	SVK	6.99	Eva Murková	Pireás	2 Mar 85
IRQ	4.77	Alaa Hikmat Al-Qaysi	Tehran	26 Feb 10	SWE	6.92	Carolina Klüft	Budapest (r2)	7 Mar 04
ISL	6.28	Sunna Gestsdóttir	Kópavogur	8 Feb 03		6.92	Carolina Klüft	Budapest (r3)	7 Mar 04
ISR	6.13A	Maya Benzoor	Flagstaff	11 Feb 84	SYR	5.58	Fadoua Al-Boza	Tehran	25 Sep 05
ISV	6.38	Flora Hyacinth	Paris	8 Mar 97	TGA	5.41	Melesia Mafife'o	Norman	18 Feb 06

COUNTRY	MARK	NAME	VENUE	DATE	COUNTRY	MARK	NAME	VENUE	DATE
THA	6.18	Thitima Muangjan	Hanoi (r2)	2 Nov 09	ESP	14.64	Carlota Castrejana	Birmingham	4 Mar 07
	6.18	Thitima Muangjan	Hanoi (r4)	2 Nov 09	EST	14.26	Kaire Leibak	Tartu	9 Feb 08
TJK	5.52	Dilafuz Dadabayeva	Tashkent	3 Mar 07	FIJ	12.77	Milika Tuivanuavou	Marion	16 Feb 13
TKM	5.40	Yekaterina Chalikova	Mashad	18 Feb 11	FIN	14.09	Natalia Kilpeläinen/Bäck	Samara	30 Jan 00
TOG	6.03	Désirée Agblami	Liévin	20 Feb 00	FRA	14.53	Teresa N'Zola Meso Ba	Athina	13 Feb 08
TPE	6.42	Chi Cheng	New York	27 Feb 70	GAB	10.59	Erika Nzé	Limoges	11 Jan 14
TTO	6.57	Rhonda Watkins	Fayetteville	9 Mar 07	GBR	15.16	Ashia Hansen	Valencia	28 Feb 98
TUN	5.55	Farah Jaziri	Eaubonne	13 Jan 02	GBS	11.74	Sténia Betuncal	Pombal	13 Feb 11
TUR	6.66	Karin Melis Mey	Birmingham	18 Feb 12	GEO	13.24	Julia Dubina	Tehran	9 Feb 05
UGA	6.37	Sarah Nambawa	Nashville	7 Jan 12	GEQ	9.92	Samira Atomre	Dijon	16 Dec 07
UKR	7.20	Larisa Berezhnaya	Gomel	4 Feb 89	GER	14.47	Katja Demut	Düsseldorf	11 Feb 11
USA	7.23	Brittney Reese	Istanbul	11 Mar 12	GHA	13.10	Mathilde Boateng	Lille	18 Jan 14
UZB	6.82	Vera Olenchenko	Volgograd	21 Jan 90	GRE	15.00	Hrisopiya Devetzi	Valencia	8 Mar 08
VEN	5.56A	Keisa Monterola	Flagstaff	25 Feb 12	GRN	13.60	Patricia Sylvester	Gainesville	27 Jan 07
VIE	5.82	Duong Thi Viet Anh	Hangzhou (r1)	19 Feb 12	GUA	13.03	Estefany Cruz	Birmingham/USA	26 Feb 12
	5.82	Duong Thi Viet Anh	Hangzhou (r2)	19 Feb 12	GUI	11.47	Mahawa Camara	Viry-Chatillon	10 Dec 05
VIN	6.07	Jacqueline Ross		91	GUM	10.36	Pollara Cobb	Birmingham/USA	6 Dec 13
ZIM	5.83	Grace Mavugara	Blacksburg	23 Jan 10	GUY	13.62	Nicole Martial	Indianapolis	9 Mar 96
					HAI	12.62	Linda Louissaint	Murfreesboro	29 Feb 04
					HKG	12.58	Tse Mang Chi	Macau	11 Feb 07
					HUN	13.93	Zita Bálint	Ostrava	29 Jan 98
					INA	13.04	Maria Natalia Londa	Hanoi	1 Nov 09
					IND	13.95	Mayookha M. Johny	Istanbul	9 Mar 12
					IRI	12.20	Javaher Zamani	Tehran	19 Jan 12
						12.20	Javaher Zamani	Tehran	15 Feb 13
					IRL	13.28	Taneisha Robinson-Scanlon	Sheffield	12 Feb 05
					ISL	12.83	Sigridur Anna Gudjonsdóttir	Malmö	2 Mar 97
					ISR	12.68	Inna Turevskiy	Carbondale	25 Feb 05
					ISV	13.52	Flora Hyacinth	Toronto	13 Mar 93
					ITA	14.81	Magdelin Martinez	Budapest	5 Mar 04
					IVB	13.45	Chantel Malone	College Station	12 Mar 11
					JAM	14.84	Trecia Smith	Moskva	11 Mar 06
					JPN	13.27	Maho Hanaoka	Yokohama	27 Feb 99
					KAZ	15.14	Olga Rypakova	Doha	13 Mar 10
					KGZ	12.61	Rakhima Sardi	Bishkek	25 Feb 05
					KOR	12.70	Chung Hye-Kyong	Tianjin	18 Feb 04
					LAT	14.14	Gundega Sproge	Riga	7 Jan 99
					LBR	13.32A	Decontee Kaye	Colorado Springs	28 Feb 09
					LCA	12.40	Michelle Baptiste	Cedar Falls	20 Feb 99
					LTU	13.77	Virginija Petkeviciénė	Kaunas	22 Feb 03
					LUX	12.16	Claudia Czerwonka	Dortmund	6 Feb 00
					MAD	10.20	Josiane Botolahibe	Lyon	19 Jan 13
					MAR	12.08	Aziza Amari	(FRA)	92
					MDA	14.17	Olga Bolsova	Lisboa	11 Mar 01
					MEX	12.30	Guadalupe García	Ypsilanti	22 Feb 91
					MKD	10.34	Mateja Efreмова	Kumanovo	16 Feb 13
					MLI	12.07	Aissetou Wagué	Aubiére	12 Mar 11
						12.07	Aissetou Wagué	Eaubonne	18 Feb 12
					MLT	11.82	Alessandra Pace	London/LV	29 Jan 12
					MNE	10.71	Teodora Guberinić	Novi Sad	16 Feb 13
					NAM	10.61	Angelique Rall	Sindelfingen	12 Mar 04
					NED	12.90	Karin Ruckstuhl	Gent	12 Feb 00
					NGR	13.76	Dominike Nkiruka	Fayetteville	12 Feb 11
					NOR	13.57	Inger Anne Frøysedal	Malmö	29 Jan 11
						13.57	Inger Anne Frøysedal	Tampere	5 Feb 11
					NZL	11.97	Kiri Kendall	Houston	31 Jan 09
					PER	11.35	Adriana Ortiz	Santiago/CHI	23 Feb 10
					POL	14.16	Małgorzata Trybańska	Chemnitz	27 Jan 11
					POR	13.99	Patricia Mamona	Göteborg	1 Mar 13
					PRK	12.90	Kang Hye-Sun	Macau	30 Oct 07
					QAT	11.07	Reyma Alen Thomas	Doha	25 Jan 12
					ROU	14.94	Cristina Nicolau	București	5 Feb 00
					RSA	10.81	Cindy Peters	Brest	6 Jan 13
					RUS	15.36	Tatyana Lebedeva	Budapest	6 Mar 04
					RWA	10.12	Dativa Mukandinda	Nogent-sur-Oise	18 Jan 03
					SAM	10.88	Lanuola Keil	Ogden	12 Feb 00
					SEN	14.72	Kéné Ndoye	Birmingham	15 Mar 03
					SIN	11.75	Mariam Shazana	Birmingham	24 Feb 08
					SKN	12.89	Jessica Gilbert	Princess Anne	24 Feb 01

Notes

Not recognised by federation:

ARM 6.13 Satenik Hovhannisian Moskva 15 Feb 12

No doping control:

CRO 6.36 Silvija Babic-Mrakovčić Ljubljana 19 Feb 94

Triple Jump

AIA	13.88	Shara Proctor	Blacksburg	6 Feb 10
ALB	13.14	Vera Bregu-Bitanji	Pireás	22 Feb 97
ALG	14.31	Baya Rahouli	Birmingham	15 Mar 03
	14.31	Baya Rahouli	Budapest	5 Mar 04
AND	12.06	Montserrat Pujol	Escaldes	14 Feb 04
ANG	13.82	Theresa N'Zola	Aubiére	1 Mar 03
ARG	13.66	Andrea Avila	Toronto	13 Mar 93
ARM	13.05A	Haykanush Bekharian	Yerevan	24 Jan 10
ARU	11.45	Silvienne Krosendijk	Johnson City	1 Mar 08
AUS	13.31	Nicole Mladenis	Budapest	5 Mar 04
AUT	13.67	Ljudmila Ninova	Genova	29 Feb 92
AZE	13.01	Yuliya Kolesnikova	Moskva	22 Feb 01
BAH	13.54	Daphnie Saunders	Baton Rouge	29 Jan 94
BAR	13.24	Seidre Forde	Fayetteville	15 Mar 08
BEL	14.31	Svetlana Bolshakova	Gent	13 Feb 11
BEN	8.66	Chimene Anani	Mondeville	19 Nov 06
BER	13.19	Jasmine Brunson	Boston/Roxbury	25 Feb 12
BIH	12.11	Anđela Kovačević	Zenica	12 Feb 11
BIZ	12.11	Kay-De Vaughn	Johnson City	6 Mar 10
BLR	14.48	Kseniya Detsuk	Gomel	27 Jan 12
BRA	14.11	Keila da Silva Costa	Moskva	10 Mar 06
BUL	14.94	Iva Prandzheva	Maebashi	7 Mar 99
BUR	12.94	Christophele Ouattara	Lyon	16 Mar 13
CAF	9.39	Sonia Kombro	Reims	16 Jan 05
CAN	14.02	Tabia Charles	South Bend	3 Mar 07
CGO	12.60	Indaye Gréta N'Tiri	Ancona	25 Feb 06
CHA	7.96	Amina Mahamat	Bordeaux	18 Feb 01
CHI	11.95	Macarena Reyes	Santiago/CHI	13 Feb 04
CHN	14.40	Huang Qiuyan	Shanghai	10 Mar 02
CIV	13.23	Celia-Christelle M'Boua	Carbondale, IL	12 Jan 13
CMR	14.88	Françoise Mbangó	Birmingham	15 Mar 03
COD	12.92	Carine Kanda	Liévin	8 Feb 97
COL	12.24	Yosmila Pinerez	New York	14 Feb 04
COM	11.71	Feta Ahamada	Eaubonne	16 Jan 10
CPV	11.89	Luciliana Évora	Lisboa	4 Mar 01
CRO	13.50	Silvija Babić Mrakovčić	Budapest	27 Jan 96
CUB	15.05	Yargeris Savigne	Valencia	8 Mar 08
CYP	13.32	Maria Diikiti	Sofia	13 Feb 05
CZE	14.87	Sárka Kaspárková	Maebashi	7 Mar 99
DEN	13.58	Dorthe Jensen	Paris	7 Mar 97
DMA	12.90	Thea LaFond	Blacksburg	23 Feb 13
ESA	11.55	Laura Valldeperas	Bowling Green	9 Feb 02

COUNTRY	MARK	NAME	VENUE	DATE	COUNTRY	MARK	NAME	VENUE	DATE
SLO	15.08	Marija Sestak	Athina	13 Feb 08	CYP	16.19	Olympia Menelaou	Pireás	18 Feb 01
SMR	11.50	Lucia Gualandra	Ancona	18 Jan 03	CZE	22.50	Helena Fibingerová	Jablonec	19 Feb 77
SOM	7.98	Sabrina Gaddour	Padova	2 Mar 13	DEN	16.32	Trine Mulbjerg	Malmö	26 Jan 14
SRB	14.37	Biljana Topić	Torino	8 Mar 09	DMA	16.50	Vannessa Henry	New York/Armory	20 Jan 12
SRI	12.38	Anusha Kariyawasam	Roma	22 Jan 00	DOM	14.01	Maria Matos	Ithaca	2 Mar 08
STP	12.64	Lecabela Quaresma	Espinho	28 Feb 10	EGY	15.05	Hanane Ahmed Khaled	Budapest	5 Mar 89
SUD	14.90	Yamilé Aldama	Budapest	6 Mar 04	ESA	10.28	Laura Valldeperas	Houston	28 Feb 03
SUI	13.45	Claudia Vetsch	Maggingen	19 Feb 95	ESP	17.94	Martina de la Puente	San Sebastián	25 Feb 96
SVK	14.40	Dana Veldáková	Torino	8 Mar 09	EST	17.66	Rimma Plistkina-Smahtina	Tallinn	9 Feb 75
SWE	14.12	Camilla Johansson	Gent	26 Feb 00	FIJ	14.69	Milika Tuivanuavou	Geneva/USA	3 Mar 12
SYR	12.47	Fadoua Al-Boza	Hanoi	1 Nov 09	FIN	17.84	Asta Hovi-Ovaska	Madrid	23 Feb 86
TGA	12.19	Melesia Mafile'o	Norman	18 Feb 06	FRA	18.69	Laurence Manfredi	Liévin	19 Feb 00
THA	13.78	Thitima Muangjan	Hanoi	1 Nov 09	GAB	15.28	Odette Mistoul	Paris	29 Jan 83
TKM	12.81	Viktoriya Brigadnaya	Ashgabat	14 Jan 96	GBR	19.06	Venissa Head	St. Athan	7 Apr 84
TOG	12.82	Edwige Néglouké	Liévin	19 Feb 05	GBS	10.85	Jessica Include	Pombal	19 Jan 13
TPE	12.61	Wang Kuo-Huei	Tehran	8 Feb 04	GEO*	18.59	Mariam Kevkhisvili	Fayetteville	13 Mar 10
TTO	13.99	Ayanna Alexander	Blacksburg	20 Feb 10	GER	21.59	Ilona Slupianek	Berlin	24 Jan 79
TUN	12.14	Sessia Gasmi	Eaubonne	2 Feb 97	GRE	19.03	Kalliópi Ouzóúni	Pireás	22 Jan 00
TUR	13.64	Sevim Sinmez Serbest	Istanbul	9 Feb 13	GRN	15.13	Sheba George	Boston	2 Mar 02
UGA	13.90	Sarah Nambawa	Murfreesboro	11 Dec 10	GUI	13.23	Mahawa Camara	Viry-Chatillon	15 Dec 12
UKR	14.88	Olga Saladukha	Göteborg	3 Mar 13	GUY	12.36	Najuma Fletcher	Syracuse	17 Feb 96
URU	11.20	Ana Laura Leite	Ludwigshafen	16 Jan 10	HAI	16.28	Debbie Saint-Phard	Princeton	31 Jan 87
USA	14.23	Sheila Hudson-Strudwick	Atlanta	4 Mar 95	HKG	11.92	Tin Ka Yin	Macau	10 Feb 07
UZB	14.24	Anastasiya Juravlyeva	Pireás	25 Feb 06	HUN	19.20	Viktória Horváth	Pireás	8 Mar 89
VEN	13.38	Verónica Davis	Doha	12 Mar 10	IND	12.74	Javur J. Shobha	Doha	14 Feb 08
VIE	12.61	Bui Thi Nhat Thanh	Pattaya	13 Nov 05	IRI	17.60	Leyla Rajabi	Tehran	20 Jan 12
VIN	12.80A	Jacqueline Ross	Flagstaff	16 Feb 90		17.60	Leyla Rajabi	Mashad	3 Feb 12
ZIM	13.03	Grace Mavugara	Blacksburg	22 Jan 10	IRL	17.06	Marita Walton	New York	26 Feb 82
					IRQ	9.27	Alaa Hikmat Al-Qaysi	Tehran	26 Feb 10
					ISL	15.64	Gudrun Ingólfssdóttir	Reykjavík	31 Mar 82
					ISR	16.78	Annastasia Muchkaev	Lawrence	25 Jan 13
					ISV	8.83	Wanetta Kirby	Newport News	30 Jan 09
					ITA	19.20	Assunta Legnante	Genova	16 Feb 02
					IVB	12.29	Tahirah Lewis	Landover	25 Jan 03
					JAM	18.19	Kim Barrett	Chapel Hill	19 Feb 05
					JOR	17.74A	Nada Kawar	Colorado Springs	12 Feb 99
					JPN	17.46	Chinatsu Mori	Tianjin	18 Feb 04
					KAZ	18.69	Yelena Ortina/Baltabayeva	Moskva	26 Jan 92
					KEN	14.41	Linda Oseso	Seattle	29 Jan 11
					KGZ	12.51	Yekaterina Starikova	Bishkek	18 Jan 14
					KOR	17.56	Lee Myung-Sun	Maebashi	7 Mar 98
					KUW	8.82	Mariam Bashir Al-Matbaki	Hanoi	31 Oct 09
					LAO	8.74	Philaylack Sackpaseuth	Hanoi	31 Oct 09
					LAT	18.29	Skaidrīte Baikova	Riga	5 Feb 84
					LBR	14.09	TeTee Kuyateh	Boston	3 Mar 07
					LCA	13.44	Tamara Popo	Manhattan	6 Mar 02
					LIB	8.41	Krystal Saneh	Tehran	15 Feb 13
					LIE	13.36	Manuela Marxer	Maggingen	7 Feb 94
					LTU*	19.60	Danguolė Bimbaitė	Gomel	25 Feb 84
					LUX	13.56	Kim Schartz	Saarbrücken	11 Feb 07
					MAC	12.31	Wong Kit Man	Pattaya	15 Nov 05
					MAD	14.13	Doris Ange Ratsimbazafy	Bordeaux	17 Feb 08
					MAR	13.03	Salima Ben Hamou	Grenoble	5 Feb 89
					MDA*	17.60	Alexandra Mititelu	Chişinău	Jan 84
					MEX	15.60	Rosario Sanchez	Nampa	1 Mar 08
					MGL	12.03	Dolgor Shirmendorg	Moskva	25 Feb 90
					MKD	14.33	Vesna Cadikovska	Ann Arbor	26 Jan 02
					MLI	11.29	Aissetou Wagué	Eaubonne	16 Dec 11
					MLT	13.06	Antonella Cachia	Minsk	21 Feb 01
					MNE	10.34	Danijela Pešić	Novi Sad	2 Feb 13
					MON	8.67	Carine Cresto	Eaubonne	12 Dec 04
					MRI	13.38	Christine Bécharde	Paris	14 Dec 86
					MTN	14.90	Binta Diagana	Aubiére	25 Feb 12
					NAM	9.20	Angélique Rall	Sindelfingen	10 Mar 04
					NED	18.97	Corrie de Bruin	Valencia	28 Feb 98
					NGR	18.13	Vivian Chukwuemeka	Flagstaff	4 Feb 06
					NOR	17.25	Katarina Sederholm	Stange	7 Feb 98
					NZL	20.98	Valerie Adams	Zürich	28 Aug 13
					OMA	10.24	Hamida Al-Habshi	Tehran	25 Sep 05

Shot Put

AFG	6.03	Shakiba Fazeli	Mashad	3 Feb 12
ALB	14.55	Valbona Laukaj	Pireás	13 Feb 99
ALG	14.58	Yasmina Azzizi	Nogent-sur-Oise	9 Feb 92
AND	10.11	Lorena Alvarez	Vilafranca del Penedés	8 Jan 06
ANG	11.22	Liliana Ca	Espinho	23 Feb 10
ANT	14.27	Althea Charles	Boston/Harvard	6 Feb 02
ARG	15.54	Jennifer Dahlgren	Blacksburg	14 Feb 04
	15.54	Jennifer Dahlgren	Gainesville	5 Feb 06
ARM	11.82	Kristine Harutunian	Tehran	15 Feb 13
ASA	16.07	Lisa Misipeka	Gainesville	21 Feb 97
AUS	16.71	Gael Mulhall-Martin	Paris	18 Jan 85
AUT	18.67	Valentina Fedjuschina	Sindelfingen	22 Jan 00
BAH	16.68	Aymara Albury	Gainesville	25 Feb 06
BAR	16.71	Shernelle Nicholls	Fayetteville	15 Mar 08
BEL	16.90	Greet Meulemeester	Hoboken	23 Feb 97
BEN	14.03	Isabelle Yacoubou	Paris	13 Dec 03
BER	14.72	Branwen Smith	Princeton	11 Mar 78
BIH	13.40	Gorana Tešanović	Istanbul	18 Feb 12
BIZ	10.79	Kay-De Vaughn	Grand Rapids	20 Feb 10
	10.79	Katy Sealy	Birmingham	6 Feb 13
BLR	21.70	Nadezhda Ostapchuk	Mogilyov	12 Feb 10
BRA	18.33	Elisangela Adriano	Pireás	24 Feb 99
BRN	9.65	Asma Khalifa Bouali	Doha	14 Feb 08
BUL	20.78	Ivanka Khristova	Sofia	14 Feb 76
CAF	13.93	Nadege Nakombo	Vittel	23 Jan 99
CAN	18.01	Julie Labonté	Fayetteville	27 Jan 12
CAY	7.65	Ashleigh Nalty	Bloomington	18 Jan 14
CGO	14.11	Christiane Diabakana	Eaubonne	8 Dec 06
CHA	13.07	Patricia Bourmanda	St. Brieuc	25 Jan 92
CHI	15.60	Marianne Berndt	New York	3 Feb 02
CHN	21.10	Sui Xinmei	Beijing	3 Mar 90
CIV	13.78	Gabriella Kouassi	Paris	8 Jan 11
CMR	15.33	Monique Ngo Ngoué	Aubiére	18 Feb 07
COD	12.59	Amandine Kandi Masakindi	Liévin	8 Jan 11
COL	11.78	Glenis Pino	Manhattan	10 Dec 04
CPV	15.15	Vanda Rodrigues	Pombal	28 Feb 09
CRO	16.99	Sandra Perković	Rijeka	19 Feb 11
CUB	19.60	Belsis Laza	Pireás	8 Mar 89

COUNTRY	MARK	NAME	VENUE	DATE	COUNTRY	MARK	NAME	VENUE	DATE
PAK	14.04	Zeenat Parveen	Tehran	25 Sep 05	BLR	4850	Natalya Sazanovich	Lisboa	9 Mar 01
PAR	13.70	Ana Camila Pirelli	Lawrence	27 Jan 12			(8.25 – 1.80 – 16.31 – 6.69 – 2:23.20)		
POL	19.26	Krystyna Zabawska	Spala	21 Feb 99	BRA	4261	Vanessa Spinola	Tallinn	2 Feb 13
POR	17.26	Teresa Machado	Espinho	7 Feb 98			(8.92 – 1.74 – 12.62 – 6.04 – 2:16.82)		
PYF	12.23	Véronique Boyer	Bompas	11 Nov 04	BUL	4542	Daniela Nenova	Yambol	6 Mar 83
QAT	9.82	Salma Abdullah Al-Khaldi	Hanoi	31 Oct 09			(8.66 – 1.82 – 12.74 – 6.28 – 2:13.80)		
ROU	20.57	Mihaela Loghin	București	22 Feb 87	CAN	4555	Brianne Theisen	College Station	27 Jan 12
RSA	17.49	Simoné du Toit	Houston	29 Jan 11			(8.38 – 1.88 – 12.87 – 5.99 – 2:16.90)		
RUS	22.14	Natalya Lisovskaya	Penza	7 Feb 87	CGO	3362	Indaye Greta N'Tiri	Eaubonne	3 Feb 07
RWA	9.54	Félicité Uwilingiyimana	Gent	27 Jan 07			(9.03 – 1.60 – 10.41 – 5.61 – 2:52.92)		
SAM	12.48	Kristy Slade	Logan	1 Feb 03	CHI*		See footnote		
SEN	11.86	Rokhaya Mbaye	San Sebastián	7 Mar 09	CHN	4266	Shen Shengfei	Shanghai	19 Feb 05
SEY	10.82	Céline Laporte	Nogent-sur-Oise	5 Feb 06			(8.71 – 1.79 – 13.97 – 6.06 – 2:31.90)		
SIN	17.99	Zhang Guirong	Pattaya	15 Nov 05	CIV	4073	Gabriella Kouassi	Paris	8 Jan 11
SKN	9.15	Natalie Cozier	Lamoni	16 Feb 02			(8.86 – 1.69 – 13.78 – 5.61 – 2:23.20)		
SLE	13.05	Eunice Barber	Paris	7 Mar 97	CMR	4115	Anaëlle Nyabeu Djapa Sheffield		25 Jan 14
SLO	17.97	Nataša Erjavec	Ljubljana	27 Jan 96			(8.50 – 1.66 – 13.78 – 5.59 – 2:22.72)		
SMR	9.63	Rita Laurenco	Ancona	21 Jan 96	COD	2803	Kapinga Dorcos Mutombo	Bordeaux	16 Dec 07
SRB	18.39	Danijela Čurović	Sofia	31 Jan 98			(9.97 – 1.63 – 11.07 – 4.38 – 3:05.43)		
STP	13.06	Naide Gomes	Espinho	24 Feb 01	COL	3348	Glenis Pino	Manhattan	10 Dec 04
SUI	18.75	Ursula Stäheli	Maggingen	25 Jan 87			(9.44 – 1.57 – 11.78 – 5.15 – 2:39.49)		
SUR	14.58	Helen Weidum	Louvain	15 Dec 87	CPV	2482	Ana Correia	Pombal	27 Dec 08
SVK	15.79	Gabriela Hanuláková	Bratislava	22 Feb 84			(10.94 – 1.27 – 8.52 – 4.60 – 2:31.87)		
SWE	18.13	Helena Engman	Nordhausen	18 Jan 08	CRO	3839	Lucija Cvitanović	Wien	19 Feb 12
SYR	12.46	Hiba Al-Omar	Tehran	13 Feb 09			(9.22 – 1.66 – 11.44 – 5.62 – 2:21.04)		
TGA	14.11	Melesia Mafile'o-Blackwill	Norman	20 Feb 10	CYP	2955	Polyxeni Herodotou	Athína	12 Feb 06
THA	16.17	Juthaporn Krasaeyan	Tianjin	1 Mar 05			(9.31 – 1.55 – 9.21 – 5.08 – 2:59.32)		
TKM	12.32	Ayna Mamedova	Ashgabat	28 Jan 12	CZE	4632	Denisa Ščerbová/Rosolová	Sheffield	3 Feb 08
TOG	10.91	Sandrine Thiébaud-Kangni	Eaubonne	10 Feb 02			(8.20 – 1.78 – 12.12 – 6.59 – 2:15.19)		
TPE	16.38	Lin Chia-Ying	Magdeburg	15 Dec 07	DEN	4072	Tine Bach Ejlersen	Arhus	3 Feb 13
TTO	19.48	Cleopatra Borel	Blacksburg	14 Feb 04			(8.67 – 1.76 – 10.92 – 5.90 – 2:25.28)		
TUN	12.06	Farah Jaziri	Aubiére	21 Feb 09	DMA	4111	Thea LaFond	Blacksburg	21 Feb 13
TUR	18.25	Svetla Mitkova-Sinirtas	Sofia	29 Jan 00			(8.70 – 1.80 – 10.76 – 5.72 – 2:20.63)		
UKR*	21.06	Nunu Abashidze	Budapest	8 Feb 84	DOM	3281	Estefania Garcia	St. Gallen	14 Feb 10
USA	19.89	Jillian Camarena-Williams	Fayetteville	11 Feb 12			(9.14 – 1.54 – 10.60 – 5.40 – 2:47.11)		
UZB	19.23	Irina Bogomolova	Moskva	16 Jan 83	ESA	3313	Laura Valdeperas	Houston	28 Feb 03
VIE	10.78	Nguyen Thi Thu Cuc	Hanoi	31 Oct 09			(9.22 – 1.46 – 10.28 – 5.49 – 2:35.50)		

Notes

Not recognised by federation:

<i>GEO</i>	<i>19.18</i>	<i>Aleksandra Abashidze</i>	<i>Moskva</i>	<i>18 Feb 83</i>
<i>LTU</i>	<i>20.20</i>	<i>Danguolė Bimbaitė-Urbikienė</i>	<i>Klaipėda</i>	<i>18 Jan 87</i>
<i>MDA</i>	<i>20.06</i>	<i>Svetlana Kracievskaja</i>	<i>München</i>	<i>22 Feb 76</i>
<i>UKR</i>	<i>21.60</i>	<i>Valentina Fedyushina</i>	<i>Simferopol</i>	<i>28 Dec 91</i>

Pentathlon

ALG	4424	Yasmina Azzizi-Kettab	Berlin	15 Feb 92	GBR	4965	Jessica Ennis-Hill	Istanbul	9 Mar 12
							(7.91 – 1.87 – 14.79 – 6.19 – 2:08.09)		
AND	3174	Montserrat Pujol	Vilafranca del Penedès	7 Feb 99	GBS	2442	Carla Gama	Pombal	30 Dec 07
							(9.58 – 1.45 – 7.95 – 5.46 – DNF)		
ANG	2379	Lidia Nicole Alberto	Pombal	11 Dec 10	GER*	4780	Sabine Braun	Paris	7 Mar 97
							(8.11 – 1.86 – 14.39 – 6.40 – 2:19.74)		
ARG	3407	Solange Witteveen	Jyväskylä	3 Apr 12	GRE	4550	Aryiró Stratáki	Athína	4 Feb 07
							(8.47 – 1.75 – 14.50 – 6.14 – 2:15.21)		
ARM	3160	Kristine Harutunian	Tehran	15 Feb 13	GRN*		See footnote		
					GUI	3162	Mahawa Camara	Paris	8 Dec 07
							(9.58 – 1.45 – 12.80 – 5.20 – 2:48.83)		
AUS	4490	Jane Jamieson	Maebashi	5 Mar 99	GUY*	3861A	Myrtle Chester	Pocatello	14 Mar 81
							(9.04 – 1.50 – 10.83 – 5.25 – 2:56.94)		
AUT	4244	Ivona Dadić	Wien	19 Feb 12	HKG	3129	Pak Yan Poon	Newport News	20 Jan 12
							(8.66 – 1.83 – 13.94 – 6.08 – 2:19.64)		
BAH	3537	Daphnie Saunders	Manhattan	18 Jan 92	HUN	4775	Rita Ináncsi	Paris	11 Mar 94
							(8.39 – 1.87 – 14.47 – 6.57 – 2:20.87)		
BAR	4194	Akela Jones	Wichita	31 Jan 14	IND	3860	Javur J. Shobha	Doha	14 Feb 08
							(8.5h – 1.55 – 12.74 – 5.98 – 2:32.32)		
					IRI	3861	Sepideh Tavakoli	Tehran	20 Jan 12
BEL	4877	Tia Hellebaut	Gent	11 Feb 07	IRL	3934	Mairead Murphy	College Station	24 Feb 12
							(8.53 – 1.62 – 11.15 – 5.58 – 2:19.03)		
BER*	3452	Shianne Smith	Lyon	10 Feb 13	IRQ	2682	Bahar Kasrou	Tehran	26 Feb 10
							(9.68 – 1.36 – 8.07 – 4.66 – 2:40.61)		
BIZ	2689	Katy Sealy	Sheffield	10 Jan 10	ISL	4298	Helga Margrét Thorsteinsdóttir	Tallinn	4 Feb 12
							(9.03 – 1.74 – 14.74 – 5.59 – 2:12.97)		

COUNTRY	MARK	NAME	VENUE	DATE	COUNTRY	MARK	NAME	VENUE	DATE
ISR	3993	Marina Lippis	Minsk	18 Feb 99	SEN	3795	Kéné Ndoye	Moskva	8 Feb 04
		(8.97 – 1.66 – 13.93 – 5.71 – 2:28.63)					(8.50 – 1.55 – 9.31 – 6.36 – 2:33.11)		
ISV	3281	Wanetta Kirby	Newport News	30 Jan 09	SEY	4014	Céline Laporte	Bompas	15 Jan 06
		(9.06 – 1.57 – 8.83 – 5.56 – 2:45.36)					(8.60 – 1.69 – 10.58 – 6.07 – 2:26.35)		
ITA	4423	Francesca Doveri	Ancona	1 Feb 09	SLE	4558	Eunice Barber	Paris	7 Mar 97
		(8.38 – 1.72 – 12.39 – 6.29 – 2:16.41)					(8.39 – 1.80 – 13.05 – 6.35 – 2:18.17)		
IVB	3220	Kanishque Todman	Charleston	2 Mar 12	SLO	4087	Vladka Lopatič	Budapest	2 Feb 96
		(9.34 – 1.47 – 9.46 – 5.49 – 2:37.55)					(8.80 – 1.70 – 11.82 – 6.05 – 2:24.33)		
JAM*	4131	Peaches Roach	State College	29 Jan 10	SMR	3087	Barbara Rustignoli	Napoli	28 Jan 06
		(8.34 – 1.81 – 10.60 – 5.59 – 2:22.28)					(9.59 – 1.57 – 9.11 – 4.94 – 2:39.31)		
JOR	2426	Rania Shoukri Al-Qabali	Doha	14 Feb 08	SRB	4240	Ivana Spanović	Novi Sad	19 Jan 13
		(9.8h – 1.43 – 0 – 4.68 – 2:29.23)					(8.49 – 1.78 – 12.40 – 6.63 – 2:43.68)		
JPN	4073	Yuki Nakata	Frankfurt-Kalbach	28 Jan 07	STP	3965	Naide Gomes	Espinho	24 Feb 01
		(8.67 – 1.69 – 11.58 – 5.88 – 2:21.34)					(8.83 – 1.71 – 13.06 – 5.96 – 2:39.06)		
KAZ	4582	Olga Rypakova	Pattaya	10 Feb 06	SUI	4334	Simone Oberer	Maggingen	17 Feb 08
		(8.68 – 1.88 – 12.90 – 6.55 – 2:23.26)					(8.45 – 1.75 – 12.05 – 6.05 – 2:17.27)		
KGZ	3065	Olesya Korovina	Tehran	15 Feb 13	SVK	4307	Marcela Podracká	Praha	24 Feb 90
		(9.51 – 1.48 – 8.71 – 5.20 – 2:37.60)					(8.86 – 1.80 – 12.36 – 6.13 – 2:20.68)		
LAO	1979	Philaylack Sackpaseuth	Hanoi	31 Oct 09	SWE	4948	Carolina Klüft	Madrid	4 Mar 05
		(0 – 1.41 – 8.74 – 5.00 – 2:51.13)					(8.19 – 1.93 – 13.29 – 6.65 – 2:13.47)		
LAT	4463	Aiga Grabuste	Tallinn	8 Feb 09	SYR	3251	Fadoua Al-Boza	Pattaya	10 Feb 06
		(8.51 – 1.78 – 13.18 – 6.33 – 2:21.49)					(8.99 – 1.52 – 8.97 – 5.36 – 2:40.00)		
LCA	4569	Makeba Alcide	Fayetteville	22 Feb 13	TGA*		See footnote		
		(8.35 – 1.87 – 12.32 – 6.15 – 2:16.37)			THA	4184	Vassanee Vinatho	Doha	14 Feb 08
LIB	2958	Krystel Saneh	Tehran	15 Feb 13			(8.2h – 1.76 – 10.72 – 6.05 – 2:22.96)		
		(9.49 – 1.39 – 8.41 – 5.33 – 2:40.30)			TKM	3287	Svetlana Pestsova	Tehran	8 Feb 04
LTU	4802	Austra Skujytė	Istanbul	9 Mar 12			(10.06 – 1.57 – 10.81 – 5.26 – 2:31.75)		
		(8.57 – 1.90 – 16.26 – 6.24 – 2:19.99)			TOG	3856	Sandrine Thiébaud-Kangni	Eaubonne	10 Feb 02
LUX	3654	Mandy Charlet	Maggingen	25 Feb 07			(8.68 – 1.48 – 10.91 – 5.96 – 2:17.86)		
		(9.15 – 1.54 – 11.66 – 5.37 – 2:21.04)			TPE	3676	Chu Chia-Ling	Hanoi	31 Oct 09
MAR	3547	Sanae Zouine	Valencia	28 Dec 13			(8.93 – 1.71 – 10.40 – 5.65 – 2:39.02)		
		(8.72 – 1.52 – 9.29 – 5.59 – 2:27.47)			TTO*	3830	Charisse Bacchus	Lincoln	25 Feb 05
MDA	4714	Liubov Ratsu	Moskva	15 Feb 85			(8.73 – 1.72 – 8.68 – 6.20 – 2:35.21)		
		(8.42 – 1.77 – 15.12 – 6.43 – 2:15.59)			TUN	3527	Farah Jaziri	Nogent-sur-Oise	5 Feb 05
MEX	4008	Crystal Ruiz	Mankato	10 Mar 12			(9.22 – 1.57 – 11.17 – 5.45 – 2:31.89)		
		(8.63 – 1.73 – 10.38 – 5.72 – 2:21.06)			TUR	4577	Anzhela Atroshchenko	Gomel	25 Jan 01
MKD	3815	Marina Mihajlova/Damcevska	Sofia	28 Feb 88			(8.26 – 1.78 – 13.31 – 6.44 – 2:20.39)		
		(9.33 – 1.65 – 11.51 – 5.73 – 2:23.16)			UKR	5013	Natalya Dobrynska	Istanbul	9 Mar 12
MLI	2630	Aissetou Wagué	Eaubonne	7 Jan 12			(8.38 – 1.84 – 16.51 – 6.57 – 2:11.15)		
		(11.13 – 1.51 – 11.03 – 4.61 – 2:53.28)			USA	4753	DeDee Nathan	Maebashi	5 Mar 99
MON	2371	Carine Cresto	Eaubonne	12 Dec 04		4753	Hyleas Fountain	Doha	13 Mar 10
		(9.94 – 1.33 – 8.67 – 4.65 – 3:07.30)					(8.20 – 1.87 – 14.06 – 6.46 – 2:21.02)		
MRI	3598	Stéphanie Domaingue	Nogent-sur-Oise	13 Feb 00	UZB	4004	Yuliya Tarasova	Pattaya	10 Feb 06
		(8.85 – 1.57 – 10.09 – 5.44 – 2:26.45)					(8.84 – 1.73 – 12.35 – 6.05 – 2:36.00)		
NAM	2544	Angelique Rall	Sindelfingen	10 Mar 04	VIE	3812	Duong Thi Viet Anh	Hangzhou	19 Feb 12
		(10.52 – 1.48 – 9.20 – 4.75 – 3:00.81)					(8.99 – 1.83 – 10.10 – 5.82 – 2:41.7)		
NED	4801	Karin Ruckstuhl	Birmingham	2 Mar 07					
		(8.30 – 1.88 – 13.83 – 6.50 – 2:16.65)							
NGR*		See footnote							
NOR	4316	Ida Marcussen	Göteborg	11 Mar 12					
		(8.74 – 1.67 – 13.26 – 6.09 – 2:13.70)							
NZL	4148	Carmel Corbett	West Lafayette	25 Feb 94					
		(8.82 – 1.81 – 12.47 – 5.61 – 2:22.86)							
PAK	2659	Rozina Shafqat	Tehran	27 Sep 05					
PAR	4032	Ana Camila Pirelli	Linz	17 Feb 13					
		(8.79 – 1.63 – 13.18 – 5.67 – 2:20.44)							
POL	4808	Urszula Włodarczyk	Valencia	27 Feb 98					
		(8.25 – 1.83 – 15.16 – 6.54 – 2:19.77)							
POR	4759	Naide Gomes	Budapest	5 Mar 04					
		(8.48 – 1.88 – 15.08 – 6.45 – 2:21.69)							
PYF	3797	Véronique Boyer	Bompas	10 Jan 04					
		(9.09 – 1.72 – 12.23 – 5.57 – 2:35.07)							
QAT	2327	Fatima Mazaher Sassani	Doha	26 Feb 10					
		(10.40 – 1.26 – 6.93 – 4.80 – 2:48.25)							
ROU	4753	Liliana Năstase	Bacau	10 Feb 93					
		(8.17 – 1.75 – 13.94 – 6.67 – 2:14.88)							
RUS	4991	Irina Belova	Berlin	15 Feb 92					
		(8.22 – 1.93 – 13.25 – 6.67 – 2:10.26)							
RWA	1845	Dativa Mukandinda	Nogent-sur-Oise	12 Jan 03					
		(10.98 – 1.24 – 6.90 – 4.38 – 3:16.36)							
SAM	3704A	Kristy Slade	Pocatello	1 Feb 02					
		(8.70 – 1.62 – 12.18 – 5.56 – 2:25.79)							

Notes*Oversized track:*

BER 3584 Shianne Smith Seattle 29 Jan 10
(8.96 – 1.58 – 8.96 – 5.69 – 2:26.60)

FIJ 3362 Milika Tuivanuavou Geneva/USA 3 Mar 11
(9.20 – 1.60 – 13.04 – 5.26 – 2:56.77)

GER 4995 Anke Behmer Senftenberg 2 Feb 88
(8.21 – 1.78 – 14.94 – 6.80 – 2:07.72)

4995 Anke Behmer Senftenberg 25 Feb 88
(8.27 – 1.83 – 14.95 – 6.66 – 2:08.03)

GRN 2902 Colleen Felix Lubbock 7 Feb 09
(8.48/55H – 1.55 – 12.90 – 4.95 – 3:42.71)

NGR 4206 Uhunoma Osazuwa Geneva/USA 10 Feb 12
(8.35 – 1.77 – 10.86 – 5.99 – 2:23.00)

TGA 3361 Melesia Mafile'o Lubbock 3 Mar 07
(9.46 – 1.66 – 12.16 – 5.25 – 2:52.36)

TTO 3958A Marsha Mark-Baird Kearns 16 Jan 04
(8.64 – 1.61 – 10.94 – 6.31 – 2:30.50)

With 50m Hurdles:

GAB 1675 Laura Malhaby Nice 21 Jan 12
(9.98/50H – 1.33 – 6.63 – 4.10 – 3:23.00)

With 55m Hurdles:

BAR 3786A Keitha Moseley Reno 21 Feb 02
(8.12/55H – 1.73 – 8.64 – 6.01 – 2:32.50)


COUNTRY	MARK	NAME	VENUE	DATE	COUNTRY	MARK	NAME	VENUE	DATE
FIJ	2981	Milika Tuivanuavou	Fresno	5 Feb 10 (9.15/55H – 1.50 – 13.47 – 5.29 – 3:17.64)	USA	12:20.79	Debbi Lawrence	Toronto	12 Mar 93
GUY	4295	Najuma Fletcher	Syracuse	18 Feb 95	VEN	17:26.97	Ana Mosqueda	Aubiére	18 Mar 08
	4203	Najuma Fletcher	Morgantown	3 Dec 94 (7.6/55H – 1.82 – 10.00 – 6.29 – 2:27.5)	Notes				
JAM	4138	Trecia Smith	New York	15 Feb 97 (8.18/55H – 1.72 – 13.48 – 6.15 – 2:31.15)	<i>Oversized track:</i>				
NGR	4111	Patience Itanyi	Morgantown	7 Dec 96 (7.74/55H – 1.73 – 10.39 – 6.20 – 2:27.64)	NZL	14:14.21	Amanda Gorst	Boone	9 Feb 06
<i>With Hurdles 76cm Hurdles:</i>					<i>Mixed race:</i>				
CHI	3274	Carolina Sanz	Jyväskylä	3 Apr 12 (9.76/H76 – 1.57 – 10.30 – 4.22 – 3:11.07)	GBR	13:08.64	Niobe Menendez	Cardiff	2 Feb 02
3000 Metres Walk					4 x 400 Metres Relay				
AFG	23:20.47	Parima Ahmadi	Tehran	25 Sep 05	AFG	4:53.96	National Team	Tehran	15 Feb 13
ALB	15:41.91	Mimoza Xhafa	Athina	20 Feb 94	ARM	3:59.70	National Team	Mashad	4 Feb 12
AND	24:09.1	Sandra Villacampa	Bompas	25 Nov 06	(Surenian, Khubesian, Bulghadarian, Karayan)				
ARG	18:36.19	Olga Buitrago	Kamloops	3 Mar 10	AUS	3:26.87	National Team	Maebashi	7 Mar 99
AUS	11:53.82	Kerry Saxby-Junna	Toronto	13 Mar 93	(Andrews, Van Heer, T Lewis, Freeman)				
AUT	12:52.26	Viera Toporek	Wien	20 Feb 93	AUT	3:42.24	National Team	Wien	3 Mar 02
BEL	13:58.3	Sabine Desmet	Liévin	24 Jan 87	(Gasselseder, Schöftner, Mick, Mühlbacher)				
BIH	14:14.25	Kada Delić	Paris	11 Mar 94	BEL	4:14.42	Mechelen	Gent	26 Dec 09
BLR	11:54.62+	Rita Turova	Minsk	13 Feb 05	(Verboven, Lauwers, Langens, Daelemans)				
BRA	17:15.91	Sara Medeiros	Jyväskylä	4 Apr 12	BLR	3:27.83	National Team	Birmingham	4 Mar 07
BUL	12:50.28	Nevena Mineva-Dimitrova	Sofia	27 Jan 01	(Yushenko, Khlyustova, S. Usovich, I. Usovich)				
BUR	24:16.84	Lynda Ouédraogo	L'Isle-sur-la-Sorgue	2 Dec 07	BRA	3:33.78	Atletismo BM&F	São Paulo	24 Sep 06
CAN	12:32.34	Ann Peel	Budapest	4 Mar 89	(Coelho Neto, Almira, P. dos Santos, L. de Oliveira)				
CHN	13:05.56	Yan Hong	Paris	18 Jan 85	BUL	3:32.03	National Team	Sofia	4 Feb 06
CUB	14:11.56	Yaimara Bouzidi	Bordeaux	16 Feb 08	(Gachevska, Dimitrova, Kolarova, Stambolova)				
CZE	12:28.76	Dana Vavřáčová	Glasgow (KH)	4 Mar 90	CAN	3:36.03	National Team	Glasgow (KH)	5 Mar 00
DEN	14:11.0	Gunhild Kristiansen	Arhus	24 Feb 91	(Haughton, F Williams, C Jones, Salifu)				
ECU	13:24.95	Miriam Ramón	Sevilla	9 Mar 91	CHN	3:38.17	National Team	Yokohama	22 Feb 03
ESP	12:27.82	Maria Reyes Sobrino	Budapest	3 Mar 89	(Ni Xiaoli, Bu Fanfang, Chen Lisha, Zhang Xiaoyuan)				
EST	14:18.15	Jekaterina Jutkina	Tallinn	15 Feb 04	CUB	3:39.66	National Team	Paris	20 Feb 93
FIN	12:06.10	Sari Essayah	Toronto	13 Mar 93	(Bonne, Duporty, Montelier, McLeon)				
FRA	12:40.44	Fatiha Ouali	Liévin	16 Feb 02	CZE	3:28.47	National Team	Paris	9 Mar 97
GBR*	13:12.01	Julie Drake	Toronto	12 Mar 93	(Košťovalová, Formanová, Fuchsová, Benešová)				
GER	11:50.48	Melanie Seeger	Dortmund	21 Feb 04	ESP	3:31.86	National Team	Sevilla	10 Mar 91
GRE	13:01.73	Despina Zapounidou	Pireás	10 Feb 13	(Myers, Merino, Ferrer, Lahoz)				
HKG	18:41.86	Cheng Ip Ming	Jyväskylä	4 Apr 12	FIN	3:55.20	Lappeenranta Urheilijät	Jyväskylä	27 Feb 94
HUN	12:19.08	Ildikó Ilyés	Budapest	26 Feb 91	(Rossi, Töyli, Häkkinen, Kumlin)				
IND	14:54.15	Jasmine Kaur	Tehran	6 Feb 04	FRA	3:28.71	National Team	Göteborg	3 Mar 13
IRI	15:43.64	Ameneh Safavi	Tehran	25 Sep 05	(Soumaré, Hurtis, Anacharsis, Gayot)				
IRL	11:35.34	Gillian O'Sullivan	Belfast	15 Feb 03	GBR	3:27.56	National Team	Göteborg	3 Mar 13
ISR	15:19.4	Dorit Attias	Princeton	7 Jan 90	(Child, Cox, Ohuruogu, Shakes-Drayton)				
ITA	11:53.23	Ileana Salvador	Genova	29 Feb 92	GER	3:27.22	National Team	Sevilla	10 Mar 91
JPN	12:42.65	Yuko Sato	Osaka	11 Feb 94	(Seuser, Schreiter, Hesselbarth, Breuer)				
KAZ	12:59.5	Maya Sazonova	Karaganda	22 Jan 93	GRE	3:32.88	National Team	Budapest	7 Mar 04
LAT	12:32.9	Jolanta Dukure	Riga	6 Feb 99	(Papadopoúlou, Goudenoúdi, Koumnáki, Halkiá)				
LTU	12:13.67	Sada Eidikytė	Genova	29 Feb 92	HKG	4:01.58	National Team	Macau	11 Feb 07
MAR	17:32.90	Rakia Chachoui	Aubiére	18 Mar 08	(Cheng Shan Shan, Leung Hiu Yee, Roseda La Wing Hei, Hui Man Ling)				
MDA	13:10.43	Iulia Lisnić	Paris	11 Mar 94	HUN	3:47.77	Budapesti Honvéd	Budapest	28 Feb 10
MEX	13:23.45	Maria Colin	Indianapolis	6 Mar 87	(Bartha, Bobsek, Novák, B. Varga)				
NED	14:18.5	Marcia Onos-Zethof	Goes	22 Jan 83	IND	3:37.46	National Team	Doha	16 Feb 08
NOR	11:59.3	Kjersti Tysse-Plätzer	Liévin	1 Feb 04	(Mandeep Kaur, Manjeet Kaur, Jose, Soman)				
NZL*		See footnote			IRI	3:56.34	U-Zad	Mashad	4 Feb 12
POL	12:17.17	Katarzyna Radtke	Spala	27 Feb 94	(Haji, Toosi, Ebrahimi, Tavakoli)				
POR	12:21.56	Ana Cabecinha	Pombal	16 Feb 13	IRL	3:34.61	National Team	Budapest	7 Mar 04
ROU	11:40.33	Claudia Iovan	București	30 Jan 99	(Shinkins, Sheehy, Carey, Cuddihy)				
RSA	15:57.06	Ada Booyens	Kamloops	3 Mar 10	IRQ	3:59.01	National Team	Hanoi	2 Nov 09
RUS	11:44.00	Alina Ivanova	Moskva	7 Feb 92	(Khazaal, Hikmat, Mahmoud, Abdulrazzak)				
SRB	14:43.04	Milica Kostić	Bratislava	23 Feb 13	ISL	3:49.12	Sveit ÍR	Reykjavík	10 Feb 13
SUI	17:38.23	Christine Celant	Vittel	12 Jan 08	(Gudmundsdóttir, Gunnarsdóttir, Johannesdóttir, Hinriksdóttir)				
SVK	12:34.31	Zuzana Zemková	Budapest	5 Feb 93	ITA	3:33.70	National Team	Paris	6 Mar 11
SWE	12:14.01	Madelein Svensson	Liévin	25 Jan 92	(Arcioni, Spacca, Bazzoni, Milani)				
TJK	19:31.60	Madina Irgasheva	Tehran	25 Sep 05	JAM*	3:29.54	National Team	Moskva	12 Mar 06
UKR	12:14.28	Natalya Serbinenko	Chelyabinsk	3 Feb 90	(S. Williams, N. Williams, Thompson, Beckford)				
					JPN	3:38.43	National Team	Yokohama	22 Feb 03
					(Sakamizu, Fujimaki, Yoshida, Sugimori)				
					KAZ	3:37.59	National Team	Macau	1 Nov 07
					(Khadjimuratova, Azarova, Gavryushenko, Tereshkova)				
					KGZ	3:56.11	National Team	Hangzhou	19 Feb 12
					(Korovina, Bulanova, Kadkina, Khodykina)				

COUNTRY	MARK	TEAM	VENUE	DATE
LAO	4:40.97	National Team	Pattaya	12 Feb 06 (Paseuthsay, Soukpaseuth, Sithideth, Inthavong)
LTU	3:43.42	National Team	Torino	8 Mar 09 (Kavaliauskienė, Šakovič, Brokoriūtė, Orlauskaitė)
LUX	3:56.27	National Team	Luxembourg	21 Dec 12 (Bauer, Jones, Hansen, Mathias)
MAC	3:58.85	National Team	Macau	1 Nov 07 (Lam Ka Im, Iong Pui I, Cheong Im Wa, Leong Ka Man)
MGL	3:54.87	National Team	Macau	1 Nov 07 (Batgerel, Erdenebileg, Chuluunkhuu, Ulzitumur)
NED	4:14.84	Nijmegen	Münster	22 Jan 05 (van Ommen, Hofenk, van Summeren, Jongmans)
OMA	4:57.90	National Team	Tehran	27 Sep 05
PAK	3:51.88	National Team	Tehran	27 Sep 05
POL	3:28.95	National Team	Moskva	12 Mar 06 (Prokopez, Bejnar, Chrust-Rozej, Pskit)
POR	3:42.60	Sporting Club Porto	Pombal	15 Feb 09 (C. Tavares, Monteiro, M. C. Tavares, Lopes)
ROU	3:30.06	National Team	Budapest	7 Mar 04 (Moroşanu, Rîpanu, Rus, Tîrlea)
RUS	3:23.37	National Team	Glasgow (KH)	28 Jan 06 (Gushchina, Kotlyarova, Zaytseva, Krasnomovets)
SEN	3:49.52	National Team	Tehran	27 Sep 05 (Faye, Diop, Sylla, Soumah)
SLO	3:55.93	AK Poljane Maribor	Bratislava	24 Feb 08 (Veit, Vivod, Živković, Rebernik)
SUD	3:49.56	National Team	Tehran	27 Sep 05
SVK	3:50.81	Spartak Dubnica	Bratislava	26 Feb 12 (Holleyová, Mokrásová, Záhradnicková, Slaničková)
SWE	3:34.71	National Team	Budapest	7 Mar 04 (Dahlgren, Stuhmann, Mártensson, Gundert)
THA	3:38.25	National Team	Macau	1 Nov 07 (Tawoncharoen, Kaewchuay, Harnthong, Vinatho)
TJK	4:08.82	National Team	Tehran	27 Sep 05
TUR	3:37.37	National Team	Torino	8 Mar 09 (Saka, Gürler, Kurt, Redif)
UKR	3:30.43	National Team	Paris	9 Mar 97 (Movchan, Yurchenko, Misiruk, Moroz)
USA	3:27.34	National Team	Doha	14 Mar 10 (Dunn, Trotter, Hastings, Felix)
UZB	3:56.44	National Team	Tehran	22 Feb 07
VIE	3:58.23	National Team	Hanoi	2 Oct 09

Note

Annulled by doping violation (of Wilkins):

JAM 3:28.49 National Team Doha 14 Mar 10
(Wilkins, C. Williams, Prendergast, N. Williams-Mills)



EVOLUTION OF WORLD INDOOR RECORDS

See men's section (page 291) for notes. As at January 31, 2014.

MARK	NAME & COUNTRY	VENUE	DATE	MARK	NAME & COUNTRY	VENUE	DATE
50 Metres (hand timing)				6.04	Irina Privalova RUS	Grenoble	7 Feb 93
7.2	Hildegard Bartsch GER	Berlin	1 Mar 19	6.03	Irina Privalova RUS	Moskva	1 Feb 94
7.1	Elisabeth Bingenheimer GER	Chemnitz	18 Feb 23	6.00	Merlene Ottey JAM	Moskva	4 Feb 94
6.9	Anneliese Gerhard GER	Breslau (Wrocław)	4 Nov 28	5.99+	Irina Privalova RUS	Wien	6 Feb 94
6.8	Anneliese Gerhard GER	Breslau (Wrocław)	9 Feb 29	5.96+	Irina Privalova RUS	Madrid	9 Feb 95
6.8	Lina Weigele GER	Stuttgart	21 Feb 31	<i>No longer accepted by IAAF due to doping violation</i>			
6.6	Thea Dahl GER	Kiel	22 Mar 31	6.06	Angella Issajenko CAN	Ottawa	31 Jan 87
6.6	Stedemann GER	Kiel	6 Mar 32	60 Metres (hand timing)			
6.6	Marie Dollinger GER	Nürnberg	6 Mar 32	8.3	Margarete Furcheim GER	Berlin	11 Dec 21
6.6	Annette Rogers/Kelly USA	Chicago	11 Feb 33	7.8	Gertrude Döring GER	Berlin	Jan 22
6.6	Thelma Norton CAN	Toronto	21 Mar 33	7.6	Margarete Furcheim GER	Berlin	Jan 22
6.4	Kathe Krauss GER	Nürnberg	8 Apr 33	7.6	Margarete Furcheim GER	Berlin	21 Jan 22
6.4	Helen Stephens USA	Columbia	5 Apr 35	7.4	Elizabeth Bingenheimer GER	Berlin	7 Jan 23
6.4	Helen Stephens USA	St Louis	12 Feb 36	7.4	Margarete Furchheim GER	Berlin	11 Jan 25
6.4	Helen Stephens USA	Chicago	25 Mar 36	7.4	Anne Schwanebeck GER	Berlin	11 Jan 25
6.4	Nelli Yeliseyeva URS	Moskva	12 Jan 58	7.4	Irina Turova URS	Leningrad	14-17 Mar 54
6.4	Christa Stubnick GDR	Berlin, GDR	26 Jan 58	7.4	Renate Nitschke FRG	Kiel	23 Mar 57
6.4	Christa Stubnick GDR	Berlin, GDR	26 Jan 58	7.4	Charlotte Schmidt FRG	Kiel	23 Mar 57
6.4	Christa Stubnick GDR	Berlin, GDR	26 Jan 58	7.4	Irina Turova URS	Leningrad	8 Mar 58
6.3	Irina Turova URS	Moskva	8/9 Feb 58	7.4	Nina Ivanova URS	Leningrad	22 Feb 60
6.3	Christa Stubnick GDR	Berlin, GDR	16 Mar 58	7.3	Galina Rezchikova URS	Leningrad	22 Feb 60
6.3	Irina Turova URS	Moskva	5 Mar 61	7.3	Mariya Itkina URS	Brest-Litovsk	19 Feb 61
6.3	Hannelore Röpke GDR	Berlin, GDR	24 Feb 63	7.3	Zinaida Safronova URS	Moskva	25 Feb 61
6.3	Heilwig Winkler GDR	Berlin, GDR	24 Feb 63	7.2	Lyudmila Motina URS	Leningrad	3 Feb 62
6.1	Irina Press URS	Moskva	2 Mar 63	7.1	Tatyana Shchelkanova URS	Leningrad	1 Mar 62
6.1	Lyudmila Samotysova URS	Bryansk	14 Jan 68	7.1	Renate Meissner/Stecher GDR	Gera	1 Feb 70
6.1	Barbara Ferrell USA	Moskva	17 Feb 68	7.1	Renate Meissner/Stecher GDR	Magdeburg	7 Feb 70
6.0	Barbara Ferrell USA	Moskva	17 Feb 68	7.1	Sylviane Telliez FRA	Vittel	18 Feb 73
6.0	Barbara Ferrell USA	New York	21 Feb 69	7.1	Sylviane Telliez FRA	Vittel	18 Feb 73
6.0	Renate Stecher GDR	Berlin, GDR	14 Feb 71	7.1	Doris Selmigkeit GDR	Neubrandenburg	20 Jan 74
6.0	Renate Stecher GDR	Berlin, GDR	20 Feb 71	7.1	Irena Szewińska POL	Warszawa	9 Feb 74
6.0	Renate Stecher GDR	Berlin, GDR	28 Feb 71	7.1	Renate Ihle GDR	București	9 Feb 74
6.0	Annie Alize FRA	Grenoble	15 Jan 77	7.1	Mona-Lisa Pursiainen FIN	Vierumäki	16 Feb 74
6.0	Annegret Richter FRG	Dortmund	6 Mar 77	7.1	Martha Watson USA	Moskva	2 Mar 74
6.0	Taťána Kocembová TCH	Ostrava	21 Jan 84	7.1	Lyudmila Maslakova URS	Moskva	2 Mar 74
6.0	Laurence Bily FRA	Paris	17 Jan 85	7.1	Nadezhda Besfamilnaya URS	Moskva	2 Mar 74
6.0	Irina Privalova RUS	Yekaterinburg (prelim)	7 Jan 00	7.1	Teresa Montgomery USA	Moskva	2 Mar 74
6.0	Irina Khabarova RUS	Yekaterinburg (prelim)	7 Jan 00	7.1	Annegret Richter FRG	Dortmund	8 Feb 75
5.9	Irina Privalova RUS	Yekaterinburg (final)	7 Jan 00	7.1	Annegret Richter FRG	Stuttgart	15 Feb 75
5.9	Irina Khabarova RUS	Yekaterinburg (final)	7 Jan 00	6.9	Alice Annum GHA	Mainz	17 Jun 75
50 Metres (electric timing)				6.9	Marlies Göhr GDR	Cottbus	10 Feb 79
‡ <i>Unofficial automatic timing</i>				6.9	Marina Babenko URS	Moskva	18 Feb 83
6.37‡	Sylviane Telliez FRA	Madrid	10 Mar 68	6.9	Svetlana Zhizdrikova URS	Moskva	13 Jan 85
6.29‡	Sylviane Telliez FRA	Madrid	10 Mar 68	6.9	Svetlana Zhizdrikova URS	Minsk	26 Jan 85
6.57	Liesel Bömelburg FRG	West Berlin	20 Feb 71	6.8	Irina Slyusar URS	Minsk	19 Jan 86
6.57	Sigrid Barth FRG	West Berlin	20 Feb 71	6.8	Antonina Slyusar URS	Donetsk	9 Jan 88
6.56	Sigrid Barth FRG	West Berlin	20 Feb 71	6.8	Yekaterina Leshchova RUS	Volgograd	22 Jan 94
6.53	Liesel Bömelburg FRG	West Berlin	20 Feb 71	6.8	Irina Pukha UKR	Kiyev	13 Jan 95
6.51	Liesel Bömelburg FRG	West Berlin	20 Feb 71	6.8	Irina Pukha UKR	Kiyev	13 Jan 95
6.41	Annegret Irrgang/Richter FRG	West Berlin	21 Feb 71	6.8	Anzhelina Shevchuk UKR	Zaporozhye	5 Feb 95
6.33	Annegret Irrgang/Richter FRG	Kiel	27 Feb 71	6.8	Irina Pukha UKR	Kiyev	11 Feb 95
6.33	Sylviane Telliez FRA	Grenoble	13 Feb 72	6.8	Zhanna Pintusevich UKR	Kiyev	19 Jan 96
6.32	Sylviane Telliez FRA	Grenoble	13 Feb 72	60 Metres (electric timing)			
6.32	Annegret Richter FRG	Grenoble	12 Mar 72	7.3	Renate Meissner/Stecher GDR	Wien	15 Mar 70
6.25	Renate Stecher GDR	Grenoble	12 Mar 72	7.3	Renate Stecher GDR	Sofiya	14 Mar 71
6.22	Renate Stecher GDR	Berlin, GDR	3 Feb 74	7.53	Inge Helten FRG	Stuttgart (h1)	26 Feb 72
6.19	Renate Stecher GDR	Berlin, GDR	3 Feb 74	7.34	Annegret Richter FRG	Stuttgart (h2)	26 Feb 72
6.16	Marita Koch GDR	Grenoble	2 Feb 80	7.34	Annegret Richter FRG	Stuttgart (s1)	26 Feb 72
6.11	Marita Koch GDR	Grenoble	2 Feb 80	7.34	Annegret Richter FRG	Stuttgart	26 Feb 72
6.09	Zhanna Tarnopolskaya/Pintusevich UKR	Moskva	2 Feb 93				
6.05	Irina Privalova RUS	Moskva	2 Feb 93				
6.00	Irina Privalova RUS	Moskva	2 Feb 93				

MARK	NAME & COUNTRY	VENUE	DATE	MARK	NAME & COUNTRY	VENUE	DATE
7.34	Petra Kandarr GDR	Rotterdam (h1)	11 Mar 73	23.15	Angella Taylor/Issajenko	CANDownsview	24 Feb 80
7.33	Petra Kandarr GDR	Rotterdam (s1)	11 Mar 73	22.76	Jarmila Kratochvílová	TCHWien	28 Jan 81
7.29	Annegret Richter FRG	Rotterdam (s2)	11 Mar 73	22.64	Gesine Walther GDR	Budapest	20 Feb 82
7.27	Annegret Richter FRG	Rotterdam	11 Mar 73	22.64	Marita Koch GDR	Budapest	26 Feb 83
7.24	Irena Szewińska POL	Göteborg	10 Mar 74	22.39	Marita Koch GDR	Budapest	5 Mar 83
7.22	Mona-Lisa Pursiainen FIN	Göteborg	10 Mar 74	22.27	Heike Drechsler GDR	Indianapolis	7 Mar 87
7.16	Renate Stecher GDR	Göteborg	10 Mar 74	22.24	Merlene Ottey JAM	Sindelfingen	3 Mar 91
7.12	Marlies Göhr GDR	Milano	12 Mar 78	22.24	Merlene Ottey JAM	Sevilla	10 Mar 91
7.12	Marlies Göhr GDR	Berlin, GDR	12 Jan 80	21.87	Merlene Ottey JAM	Liévin	13 Feb 93
7.10	Marlies Göhr GDR	Senftenberg	26 Jan 80	<i>Oversized track</i>			
7.10	Marita Koch GDR	Senftenberg	14 Feb 81	22.63	Marita Koch GDR	Senftenberg	29 Jan 83
7.08	Marita Koch GDR	Senftenberg	29 Jan 83	22.33	Marita Koch GDR	Senftenberg	16 Feb 86
7.04	Marita Koch GDR	Senftenberg	16 Feb 85	400 Metres (hand timing)			
7.00	Nelli Cooman NED	Madrid	23 Feb 86	<i>y denotes 440 yards</i>			
6.96	Merlene Ottey JAM	Madrid	14 Feb 92	60.1	Zoya Petrova URS	Leningrad	50
6.92	Irina Privalova RUS	Madrid	11 Feb 93	59.2	Nadezhda Smirnova URS	Leningrad	17 Mar 51
6.92	Irina Privalova RUS	Madrid	9 Feb 95	58.6	Polina Solopova/Lazareva	URSLeningrad	Mar 53

Doubtful timing

7.22	Mona-Lisa Pusiainen FIN	Genova	26 Feb 74
------	-------------------------	--------	-----------

Photo-cell time

7.23	Sylviane Telliez FRA	Vittel	18 Feb 73
------	----------------------	--------	-----------

200 Metres (hand timing)*y denotes 220 yards*

28.8y	Ellen Brough USA	New York	9 Dec 25
28.6y	Ellen Brough USA	Newark	10 Mar 27
26.1y	Stanisława Walasiewicz* POL	New York	13 Feb 30
26.0	Stanisława Walasiewicz* POL	New York	14 Apr 34
25.8y	Stanisława Walasiewicz* USA	Cleveland	16 Mar 41
25.7	Stanisława Walasiewicz* USA	Atlantic City	12 Apr 41
25.6	Anna Zaytseva URS	Moskva	Mar 57
25.0y	Wilma Rudolph USA	Columbus	11 Mar 61
24.8y	Vivian Brown USA	Columbus	23 Mar 63
24.8y	Marilyn White USA	Columbus	23 Mar 63
24.7	Kirsten Roggenkamp FRG	Stuttgart	6 Mar 65
24.5yA	Edith McGuire USA	Albuquerque	5 Mar 66
24.4yA	Edith McGuire USA	Albuquerque	5 Mar 66
24.1yA	Edith McGuire USA	Albuquerque	5 Mar 66
24.1	Annelie Wilden FRG	West Berlin	21 Feb 71
23.6	Annegret Richter FRG	Dortmund	8 Feb 75
23.4	Rita Wilden FRG	Stuttgart	15 Feb 75
23.4y	Rosalyn Bryant USA	New York	25 Feb 77
<i>* Questionable gender status. Progression without Walasiewicz</i>			
28.4y	Catherine Capp USA	New York	19 Feb 30
27.0	Olive Hasenfus USA	New York	25 Feb 33
27.0	Annette Rogers USA	New York	25 Feb 33
26.8	Annette Rogers USA	New York	25 Feb 33
26.3y	Helen Stephens USA	Hamilton	18 Mar 36
25.9y	Mae Faggs USA	New York	26 Mar 49

Oversized track

25.6	Vera Zabelina URS	Leningrad	21 Feb 59
25.6	Antonina Agafonova URS	Leningrad	21 Feb 59
25.4	Irina Press URS	Leningrad	19 Mar 60
24.9	Tatyana Shchelkanova URS	Leningrad	28 Feb 62
24.8	Galina Popova URS	Leningrad	2 Mar 63
23.4	Renate Stecher GDR	Senftenberg	12 Feb 75
23.4	Doris Maletzki GDR	Berlin, GDR	11 Jan 76
23.3	Christina Lathan GDR	Senftenberg	10 Feb 78

200 Metres (electric timing)

23.8	Rita Wilden FRG	Stuttgart	25 Feb 72
23.70	Rita Wilden FRG	Stuttgart	26 Feb 72
23.51	Rita Wilden FRG	Stuttgart	22 Feb 75
23.38	Marita Koch GDR	Berlin, GDR	9 Feb 77
23.22	Annegret Richter FRG	Sindelfingen	26 Feb 77
23.19	Jarmila Kratochvílová TCH	Wien	4 Feb 79

23.15	Angella Taylor/Issajenko	CANDownsview	24 Feb 80
22.76	Jarmila Kratochvílová	TCHWien	28 Jan 81
22.64	Gesine Walther GDR	Budapest	20 Feb 82
22.64	Marita Koch GDR	Budapest	26 Feb 83
22.39	Marita Koch GDR	Budapest	5 Mar 83
22.27	Heike Drechsler GDR	Indianapolis	7 Mar 87
22.24	Merlene Ottey JAM	Sindelfingen	3 Mar 91
22.24	Merlene Ottey JAM	Sevilla	10 Mar 91
21.87	Merlene Ottey JAM	Liévin	13 Feb 93

Oversized track

22.63	Marita Koch GDR	Senftenberg	29 Jan 83
22.33	Marita Koch GDR	Senftenberg	16 Feb 86

400 Metres (hand timing)*y denotes 440 yards*

60.1	Zoya Petrova URS	Leningrad	50
59.2	Nadezhda Smirnova URS	Leningrad	17 Mar 51
58.6	Polina Solopova/Lazareva	URSLeningrad	Mar 53
58.1	Helga Henning FRG	Stuttgart	11 Mar 61
56.5	Helga Henning FRG	West Berlin	9 Mar 63
56.5	Margarete Buscher FRG	West Berlin	9 Mar 63
55.8y	Judy Pollock AUS	San Francisco	9 Jan 65
55.6y	Judy Pollock AUS	Boston	16 Jan 65
55.6y	Judy Pollock AUS	New York	28 Jan 65
54.0	Janell Smith USA	West Berlin	7 Apr 65
54.0	Colette Besson FRA	Beograd	8 Mar 69

Oversized track

58.3	Nonna Paltseva URS	Leningrad	28/29 Jan 58
56.6	Nonna Paltseva URS	Leningrad	2 Feb 58
51.9	Doris Maletzki GDR	Berlin, GDR	25 Jan 76

400 Metres (electric timing)*‡ Unofficial automatic timing*

56.38‡	Gisela Kopke FRG	Madrid	9 Mar 68
55.87‡	Natalya Pechonkina URS	Madrid	9 Mar 68
55.29‡	Natalya Pechonkina URS	Madrid	9 Mar 68
53.7	Christel Frese FRG	Wien	14 Mar 70
53.01	Marilyn Neufville GBR	Wien	14 Mar 70
52.44	Nadezhda Ilyina URS	Göteborg	10 Mar 74
52.28	Rita Wilden FRG	Dortmund	7 Feb 76
52.26	Rita Wilden FRG	München	22 Feb 76
51.80	Marita Koch GDR	Milano	24 Feb 77
51.57	Marita Koch GDR	Milano	24 Feb 77
51.14	Marita Koch GDR	San Sebastián	13 Mar 77
49.64	Jarmila Kratochvílová	TCHWien	28 Jan 81
49.59	Jarmila Kratochvílová TCH	Milano	7 Mar 82

Oversized track

51.02	Jarmila Kratochvílová	TCHJablonec	17 Jan 81
-------	-----------------------	-------------	-----------

800 Metres*y denotes 880 yards*

2:38.6y	Catherine Donovan USA	Newark	28 Jan 28
2:29.2	Lina Radke GER	Breslau (Wrocław)	9 Feb 29
2:21.5	Lyudmila Sokolova URS	Leningrad	50
2:19.9	Anna Dyachkova URS	Leningrad	18 Mar 52
2:17.1	Alevtina Kiryushkina URS	Leningrad	Mar 53
2:15.5	Galina Falkovskaya URS	Leningrad	16 Mar 53
2:12.5	Bedřiška Müllerová TCH	Berlin, GDR	26 Feb 61
2:10.9	Anita Wörner FRG	West Berlin	9 Mar 63
2:10.6	Irene Hansen GDR	Berlin, GDR	13 Feb 65
2:10.5y	Zsuzsa Nagy HUN	Los Angeles	13 Feb 65
2:09.4	Gertrud Schmidt GDR	Berlin, GDR	21 Feb 65
2:07.1	Antje Gleichfeld FRG	West Berlin	8 Apr 65
2:06.2	Karin Burneleit/Krebs GDR	Berlin, GDR	9 Feb 68
2:05.3	Barbara Wieck GDR	Beograd	9 Mar 69
2:03.3	Hildegard Falck FRG	Kiel	27 Feb 71

MARK	NAME & COUNTRY	VENUE	DATE	MARK	NAME & COUNTRY	VENUE	DATE
2:03.2	Svetla Zlateva BUL	Sofiya	18 Feb 73	4:00.8	Mary Decker/Slaney USA	New York	8 Feb 80
2:02.9	Svetla Zlateva BUL	Lyon	25 Feb 73	4:00.27+	Doina Melinte ROU	East Rutherford	9 Feb 90
2:02.65	Stefka Jordanova BUL	Rotterdam	11 Mar 73	3:59.98	Regina Jacobs USA	Boston (Roxbury)	1 Feb 03
2:01.8+	Mary Decker/Slaney USA	San Diego	17 Feb 74	3:58.28	Yelena Soboleva RUS	Moskva	18 Feb 06
2:01.1	Nikolina Shtereva BUL	Sofiya	25 Jan 76	<i>No longer accepted by IAAF due to doping violation</i>			
2:01.12	Jane Colebrook/Finch GBR	San Sebastián	13 Mar 77	3:58.05	Yelena Soboleva RUS	Moskva	10 Feb 08
1:59.9	Ursula Hook FRG	Dortmund	21 Jan 79	3:57.71	Yelena Soboleva RUS	Valencia	9 Mar 08
1:58.4	Olga Vakhrusheva URS	Moskva	16 Feb 80	<i>Oversized track</i>			
1:58.42	Sigrun Wodars GDR	Wien	1 Feb 87	4:35.8	Yelena Kozlova URS	Leningrad	9 Feb 66
1:57.64	Christine Wachtel GDR	Torino	10 Feb 88	4:00.2+	Mary Decker/Slaney USA	Houston	16 Feb 80
1:56.40	Christine Wachtel GDR	Wien	13 Feb 88				
1:55.82	Jolanda Čepelak SLO	Wien	3 Mar 02				

Disallowed for running inside curb

1:56.36 Maria Mutola MOZ Liévin 22 Feb 98

Oversized track

2:28.1 Maria Dollinger GER Nürnberg 3 Mar 29
 2:12.9 Vera Mukhanova URS Leningrad 28 Jan 58
 2:10.7 Tamara Dmitriyeva URS Leningrad 5 Feb 61
 2:01.4 Elfi Zinn GDR Berlin, GDR 14 Jan 76
 2:00.6 Heike Roock GDR Cottbus 22 Feb 78
 2:00.6 Ulrike Bruns GDR Senftenberg 26 Feb 78
 1:58.4 Martina Steuk GDR Senftenberg 14 Feb 82
 1:58.33 Jarmila Kratochvílová TCH Jablonec 12 Feb 83

1000 Metres

3:00.8+ Gillian Tivey/Heath GBR Cosford 31 Jan 70
 2:46.5 Margaret Beacham GBR Cosford 21 Nov 70
 2:45.9 Penny Werthner CAN Vancouver 12 Feb 72
 2:44.9 Christa Merten FRG Dortmund 17 Dec 72
 2:44.8 Tamara Kazachkova URS Moskva 4 Mar 73
 2:40.2 Francie Larrieu USA Los Angeles 18 Jan 75
2:34.8 Brigitte Kraus FRG Dortmund 19 Feb 78
 2:33.93 Inna Yevseyeva EUN Moskva 7 Feb 92
 2:34.67 Liliya Nurutdinova EUN Moskva 7 Feb 92
 2:34.84 Lyubov Kremlyova RUS Liévin 13 Feb 93
2:32.08 Maria Mutola MOZ Birmingham 10 Feb 96
2:31.23 Maria Mutola MOZ Stockholm 25 Feb 96
2:30.94 Maria Mutola MOZ Stockholm 25 Feb 99

No longer accepted by IAAF due to doping violation

2:34.41 Lyubov Kremlyova RUS Erfurt 15 Feb 95

Oversized track

2:53.2 Nina Otkalenko URS Leningrad 10 Mar 58
 2:50.8 Tamara Babintseva URS Leningrad 1 Apr 64
 2:50.5 Yelena Kozlova URS Leningrad 28 Mar 65
 2:49.5 Nina Dovgalyeva URS Leningrad 28 Mar 65

1500 Metres

4:52.2 Olga Ovsyannikova URS Moskva 51
 4:40.8+ Joyce Smith GBR Cosford 12 Feb 66
 4:33.3+ Doris Brown USA Vancouver 19 Feb 66
 4:21.2+ Doris Brown USA Vancouver 18 Feb 67
 4:21.1 Doris Brown USA Seattle 7 Feb 70
 4:20.5 Margaret Beacham GBR Cosford 30 Jan 71
 4:17.9 Christa Merten FRG West Berlin 13 Feb 71
 4:17.4 Margaret Beacham GBR Berlin, GDR 20 Feb 71
 4:17.2 Margaret Beacham GBR Sofiya 14 Mar 71
 4:14.62 Tamara Pangelova URS Grenoble 12 Mar 72
 4:12.2 Francie Larrieu USA Toronto 15 Feb 74
 4:10.97 Tonka Petrova BUL Göteborg 10 Mar 74
 4:10.4 Francie Larrieu USA Toronto 14 Feb 75
 4:09.9+ Francie Larrieu USA San Diego 15 Feb 75
 4:09.8+ Francie Larrieu USA Richmond 3 Mar 75
 4:08.1 Mary Stewart/Cotton GBR Dortmund 19 Feb 77
 4:05.0 Natalia Mărășescu ROU Budapest 21 Feb 78
 4:03.0 Natalia Mărășescu ROU Budapest 10 Feb 79

One Mile

5:17.2 Brenda Cook GBR Cosford 5 Feb 66
 5:03.6 Joyce Smith GBR Cosford 12 Feb 66
 4:52.0 Doris Brown USA Vancouver 19 Feb 66
 4:40.4 Doris Brown USA Vancouver 18 Feb 67
 4:38.5 Debbie Heald USA Richmond 17 Mar 72
 4:35.6 Francie Larrieu USA San Diego 17 Feb 73
 4:34.6 Francie Larrieu USA Seattle 2 Feb 74
 4:29.0 Francie Larrieu USA San Diego 15 Feb 75
 4:28.5 Francie Larrieu USA Richmond 3 Mar 75
 4:24.6 Mary Decker/Slaney USA Los Angeles 22 Jan 82
 4:21.47 Mary Decker/Slaney USA New York 12 Feb 82
4:20.5 Mary Decker/Slaney USA San Diego 19 Feb 82
4:18.86 Doina Melinte ROU East Rutherford 13 Feb 88
4:17.14 Doina Melinte ROU East Rutherford 9 Feb 90

Oversized track

4:17.55 Mary Decker/Slaney USA Houston 16 Feb 80

3000 Metres

\$ Unofficial time (1 watch) at 3000m due to lap-scoring error

11:22.2A Nancy Ihrman USA Albuquerque 17 Jan 71
 10:02.4 Tayana Kisarova URS Bryansk 4 Mar 72
 9:37.8 Galina Safronova URS Sverdlovsk 6 Mar 72
 9:36.0 Elizabeth Connors/Brennan GBR Cosford 3 Feb 73
 9:02.4+ Francie Larrieu USA San Diego 17 Feb 74
 8:57.6 Jan Merrill USA Montréal 4 Mar 78
 8:50.8\$ Grete Waitz NOR Daly City 4 Jan 80
 8:56.4 Paula Yeoman/Fudge GBR Cosford 11 Feb 81
 8:47.3 Mary Decker/Slaney USA Inglewood 5 Feb 82
 8:42.3 Olga Bondarenko URS Volgograd 26 Jan 86
8:39.79 Zola Budd/Pieterse GBR Cosford 8 Feb 86
8:33.82 Elly van Hulst NED Budapest 4 Mar 89
8:32.88 Gabriela Szabo ROU Birmingham 18 Feb 01
8:29.15 Berhane Adere ETH Stuttgart 3 Feb 02
8:27.86 Liliya Shobukhova RUS Moskva 17 Feb 06
8:23.72 Meseret Defar ETH Stuttgart 3 Feb 07

Times at two miles

11:13.2 Helga Pehkoranta FIN Kuortane 21 Mar 71
 10:46.7 Beth Bonner USA Pittsburgh 14 Jan 72

5000 Metres

16:28.6 Eileen Hornberger USA Columbia 7 Mar 80
15:34.5 Margaret Groos USA Blacksburg 20 Feb 81
 15:19.84 Lesley Welch USA Boston 25 Jan 86
 15:25.02 Brenda Webb USA Gainesville 30 Jan 88
 15:22.64 Lynn Jennings USA Hanover, NH 7 Jan 90
15:17.28 Sonia O'Sullivan IRL Boston 26 Jan 91
15:13.72 Uta Pippig GER Stuttgart 10 Feb 91
15:03.17 Liz McColgan GBR Birmingham 22 Feb 92
14:47.35 Gabriela Szabo ROU Dortmund 13 Feb 99
14:39.29 Berhane Adere ETH Stuttgart 31 Jan 04
14:32.93 Tirunesh Dibaba ETH Boston 29 Jan 05
14:27.42 Tirunesh Dibaba ETH Boston 27 Jan 07
14:24.37 Meseret Defar ETH Stockholm 18 Feb 09

MARK	NAME & COUNTRY	VENUE	DATE	MARK	NAME & COUNTRY	VENUE	DATE
50 Metres Hurdles (hand timing)							
<i>@ During 60m hurdles</i>							
<i>Four hurdles of 76.2cm/2'6"</i>							
7.6	Evelyne Hall USA	New York	25 Feb 33	6.73	Cornelia Oschkenat GDR	Berlin, GDR	26 Jan 86
7.4	Theresa Manuel USA	Chicago	24 Apr 48	6.73	Cornelia Oschkenat GDR	Berlin, GDR	8 Feb 86
7.1	Erika Fisch FRG	Kiel	20 Feb 55	6.71	Cornelia Oschkenat GDR	Berlin, GDR	8 Feb 86
7.0	Erika Fisch FRG	Kiel	16 Feb 63	6.71	Cornelia Oschkenat GDR	Berlin, GDR	21 Feb 87
7.0@	Irina Press URS	Moskva	2 Mar 63	6.69	Gloria Siebert GDR	Berlin, GDR	20 Feb 88
7.0	Lyudmila Iyevleva URS	Moskva	1 Mar 67	6.68	Cornelia Oschkenat GDR	Berlin, GDR	20 Feb 88
7.0	Karin Balzer GDR	Praha	11 Mar 67	6.67	Gloria Siebert GDR	Berlin, GDR	20 Feb 88
6.9	Karin Balzer GDR	Praha	12 Mar 67	6.58	Cornelia Oschkenat GDR	Berlin, GDR	20 Feb 88
6.9	Galina Zarubina URS	Leningrad	29 Jan 68	60 Metres Hurdles (hand timing)			
6.9	Vlasta Seifertová TCH	Jablonec	22 Feb 68	<i>76.2cm/2'6"</i>			
6.9	Galina Kuznetsova URS	Bryansk	2 Mar 68	9.3	Ruth Becker GER	Frankfurt-am-Main	8 Mar 30
6.9	Karin Balzer GDR	Madrid	9 Mar 68	8.9	Edith Ball GBR	Wembley	21 Mar 36
<i>Four hurdles of 83.8cm/2'9"</i>				8.6	Barbara Burke/Knight GBR	Wembley	10 Apr 37
7.2	Galina Zarubina URS	Moskva	2 Feb 69	8.4	Hilde Schreyer GDR	Berlin, GDR	Mar 51
7.2	Marijana Lubej YUG	Celje	2 Feb 69	8.4	Erika Fisch FRG	Stuttgart	11 Mar 61
7.2	Svetlana Nesterenko URS	Donetsk	16 Feb 69	8.4	Erika Fisch FRG	Stuttgart	11 Mar 61
7.2	Anna Zadoshchenko URS	Donetsk	16 Feb 69	8.4	Erika Fisch FRG	Stuttgart	11 Mar 61
7.2	Inge Schell FRG	Dortmund	23 Feb 69	8.4	Erika Fisch FRG	Stuttgart	22 Mar 63
7.1	Inge Schell FRG	Dortmund	23 Feb 69	8.4	Erika Fisch FRG	Stuttgart	23 Mar 63
7.1	Galina Kuznetsova URS	Beograd	24 Feb 69	8.4	Alena Stolzová TCH	Praha	25 Apr 63
7.1	Tatyana Talyshcheva URS	Moskva	27 Feb 69	8.3	Maria Piątkowska POL	Stuttgart	14 Feb 64
7.1	Rimma Larionova URS	Moskva	27 Feb 69	8.2	Maria Piątkowska POL	Stuttgart	14 Feb 64
<i>Five hurdles of 83.8cm/2'9"</i>				8.0	Karin Balzer GDR	Warszawa	22 Feb 64
7.4	Christiane Martinetto FRA	Paris	14 Feb 69	<i>83.8cm/2'9"</i>			
7.4	Janene Jaton USA	Vancouver	15 Feb 69	9.2	Shirley Clelland GBR	Cosford	16 Nov 68
7.3	Claude Lefort FRA	Poitiers	2 Mar 69	9.2	Lynda Curwen/Bennion GBR	Cosford	16 Nov 68
7.3	Karin Balzer GDR	Beograd	8 Mar 69	9.2	Joanna Lightowler GBR	Cosford	16 Nov 68
7.2	Karin Balzer GDR	Beograd	8 Mar 69	9.2	Sue Turpin GBR	Cosford	16 Nov 68
7.1	Mamie Rallins USA	Moskva	14 Mar 69	9.0	Lynda Curwen/Bennion GBR	Cosford	7 Dec 68
7.1	Galina Zarubina URS	Moskva	14 Mar 69	8.7	Christine Perera/Bell GBR	Cosford	7 Dec 68
7.1	Mamie Rallins USA	Moskva	14 Mar 69	8.7	Christine Perera/Bell GBR	Cosford	1 Feb 69
7.1	Galina Kuznetsova URS	Moskva	14 Mar 69	8.7	Susan Scott/Reeve GBR	Cosford	1 Feb 69
7.0	Mamie Rallins USA	Kiel	20 Mar 69	8.6	Christine Perera/Bell GBR	Cosford	1 Feb 69
7.0	Elżbieta Żebrowska POL	Warszawa	1 Feb 70	8.5	Snezhana Yurukova BUL	Sofiya	9 Feb 69
6.9	Chi Cheng TPE	Vancouver	21 Feb 70	8.5	Snezhana Yurukova BUL	Sofiya	31 Jan 70
6.8	Karin Balzer GDR	Berlin, GDR	30 Jan 71	8.5	Mary Peters GBR	Cosford	31 Jan 70
6.8	Karin Balzer GDR	Berlin, GDR	13 Feb 71	8.5	Ivanka Koshnicharska BUL	Sofiya	14 Feb 70
6.8	Annelie Ehrhardt GDR	Berlin, GDR	13 Feb 71	8.5	Milena Piacková TCH	Jablonec	21 Feb 70
6.8	Annelie Ehrhardt GDR	Berlin, GDR	14 Feb 71	8.4	Valeria Bufanu ROU	Sofiya	21 Feb 70
6.8	Karin Balzer GDR	Berlin, GDR	20 Feb 71	8.2	Karin Balzer GDR	Cosford	21 Feb 70
6.8	Karin Balzer GDR	Berlin, GDR	28 Feb 71	8.0	Heide Rosendahl FRG	West Berlin	4 Dec 70
6.7	Karin Balzer GDR	Berlin, GDR	28 Feb 71	8.0	Karin Balzer GDR	Halle	3 Feb 71
6.6	Anneliese Ehrhardt GDR	Berlin, GDR	13 Feb 72	8.0	Valeria Bufanu ROU	Bucureşti	11 Feb 73
50 Metres Hurdles (electric timing)				8.0	Valeria Bufanu ROU	Bucureşti	25 Feb 73
<i>‡ Unofficial automatic timing</i>				7.9	Valeria Bufanu ROU	Bucureşti	25 Feb 73
<i>Four hurdles of 76.2cm/2'6"</i>				7.9	Grażyna Rabsztyn POL	Warszawa	10 Feb 74
7.17‡	Lyudmila Iyevleva URS	Madrid	9 Mar 68	7.9	Lyubov Kononova URS	Moskva	25 Jan 76
7.12‡	Galina Zarubina URS	Madrid	9 Mar 68	7.9	Natalya Lebedeva URS	München	14 Feb 76
6.95‡	Karin Balzer GDR	Madrid	9 Mar 68	7.7	Tatyana Malyuvanets URS	Kiyev	3 Feb 84
<i>Five hurdles of 83.8cm/2'9"</i>				7.7	Nadezhda Korshunova URS	Kiyev	2 Feb 85
7.55	Elfriede Meierholz FRG	West Berlin	21 Feb 71	7.7	Nadezhda Korshunova URS	Minsk	19 Jan 86
7.31	Margit Bach FRG	Kiel	27 Feb 71	7.6	Yordanka Donkova BUL	Sofiya	8 Feb 87
7.31	Heide Rosendahl FRG	Kiel	27 Feb 71	7.4	Lyudmila Narozhilenko URS	Kishinyov	27 Jan 90
7.30	Manon Bornholdt FRG	Kiel	27 Feb 71	60 Metres Hurdles (electric timing)			
7.20	Heide Rosendahl FRG	Kiel	27 Feb 71	8.3	Karin Balzer GDR	Wien	14 Mar 70
7.09	Teresa Sukniewicz POL	Grenoble	11 Mar 72	8.2	Lia Khitrina URS	Wien	14 Mar 70
7.09	Tatyana Poluboyarova URS	Grenoble	11 Mar 72	8.2	Karin Balzer GDR	Wien	15 Mar 70
7.05	Grażyna Rabsztyn POL	Grenoble	11 Mar 72	8.2	Lia Khitrina URS	Wien	15 Mar 70
6.87	Annelie Ehrhardt GDR	Grenoble	11 Mar 72	8.2	Karin Balzer GDR	Sofiya	13 Mar 71
6.85	Annelie Ehrhardt GDR	Grenoble	11 Mar 72	8.2	Annelie Ehrhardt GDR	Sofiya	13 Mar 71
6.85	Annelie Ehrhardt GDR	Grenoble	11 Mar 72	8.2	Annelie Ehrhardt GDR	Sofiya	13 Mar 71
6.85	Annelie Ehrhardt GDR	Grenoble	11 Mar 72	8.1	Karin Balzer GDR	Sofiya	14 Mar 71
6.74	Annelie Ehrhardt GDR	Berlin, GDR	4 Feb 73	8.1	Annelie Ehrhardt GDR	Sofiya	14 Mar 71
6.74	Zofia Bielczyk POL	Grenoble	21 Feb 81	8.33	Margit Bach FRG	Stuttgart	26 Feb 72
				8.29	Margit Bach FRG	Stuttgart	26 Feb 72

MARK	NAME & COUNTRY	VENUE	DATE	MARK	NAME & COUNTRY	VENUE	DATE
8.23	Annelie Ehrhardt GDR	Senftenberg	24 Feb 73	2.00	Tamara Bykova URS	Budapest	6 Mar 83
8.23	Annelie Ehrhardt GDR	Senftenberg	24 Feb 73	2.02	Tamara Bykova URS	Budapest	6 Mar 83
8.19	Annelie Ehrhardt GDR	Senftenberg	24 Feb 73	2.03	Tamara Bykova URS	Budapest	6 Mar 83
8.06	Annelie Ehrhardt GDR	Rotterdam	10 Mar 73	2.04	Stefka Kostadinova BUL	Genova	31 Jan 87
8.02	Annelie Ehrhardt GDR	Rotterdam	10 Mar 73	2.05	Stefka Kostadinova BUL Indianapolis		8 Mar 87
7.90	Annelie Ehrhardt GDR	Göteborg	9 Mar 74	2.06	Stefka Kostadinova BUL Piréas		20 Feb 88
7.86	Grażyna Rabsztyń POL	Zabrze	7 Feb 79	2.07	Heike Henkel GER	Karlsruhe	8 Feb 92
7.84	Grażyna Rabsztyń POL	Zabrze	16 Feb 80	2.08	Kajsa Bergqvist SWE	Arnstadt	4 Feb 06
7.77	Zofia Bielczyk POL	Sindelfingen	1 Mar 80	<i>Exhibition</i>			
7.75	Bettine Jahn GDR	Budapest	5 Mar 83	1.65	Dorothy Odam/Tyler GBR	Mitcham/Croydon	Feb 35
7.74	Yordanka Donkova BUL Sofiya		14 Feb 87	Pole Vault			
7.73	Cornelia Oschkenat GDRWien		25 Feb 89	1.99	Cheryl Strouder USA	Louisville	6 Feb 76
7.71	Lyudmila Narozhilenko* URS Chelyabinsk		4 Feb 90	1.99	Christi Cahill USA	Louisville	6 Feb 76
7.69	Lyudmila Narozhilenko* URS Chelyabinsk		4 Feb 90	2.13	Susie Brutscher USA	Louisville	7 Feb 76
7.68	Susanna Kallur SWE Karlsruhe		10 Feb 08	2.29	Christi Cahill USA	Memphis	21 Feb 76
<i>Disqualified (athlete failed a doping test after the first mark)</i>							
7.69	Lyudmila Narozhilenko* RUS Liévin		13 Feb 93	2.31	Irene Spieker USA	Louisville	11 Feb 77
7.68	Lyudmila Narozhilenko* RUS San Sebastián		2 Mar 93	2.44	Irene Spieker USA	Louisville	11 Feb 77
7.66	Lyudmila Narozhilenko* RUS Sevilla		4 Mar 93	2.59	Irene Spieker USA	Louisville	10 Feb 78
7.63	Lyudmila Narozhilenko* RUS Sevilla		4 Mar 93	2.61	Irene Spieker USA	Louisville	9 Feb 79
<i>* Later Ludmila Engquist SWE</i>							
<i>Doubtful timing</i>							
7.89	Vera Komisova URS	Vilnius	4 Feb 79	2.74	Irene Spieker USA	Louisville	9 Feb 79
7.82	Natalya Lebedeva URS	Bryansk	24 Feb 80	2.81	Irene Spieker USA	Louisville	9 Feb 79
High Jump							
1.24	Mary Helen Ritchie USA	Bryn Mawr	9 Apr 92	2.92	Irene Spieker USA	Louisville	9 Feb 79
1.27	Mary Frost USA	Bryn Mawr	24 Apr 94	3.05	Irene Spieker USA	Louisville	9 Feb 79
1.29	Ethel Pfaff USA	Bryn Mawr	19 Mar 01	3.05	Christine Dalage FRA	Paris	12 Feb 82
1.403	Dorothy Smith USA	Poughkeepsie	11	3.15	Christine Dalage FRA	Paris	12 Feb 82
1.42	Gertrud Döring GER	Berlin	13 Jan 24	3.52	Jana Edwards USA	Maple Heights, OH	Jan 84
1.49	Katherine Lee USA	Chicago	19 Mar 24	3.53	Jana Edwards USA	Louisville	4 Feb 84
1.49	Innes Bramley CAN	Toronto	28 Mar 25	3.60	Nicole Rieger GER	Mannheim	8 Jan 91
1.517	Mildred Wiley USA	Boston	16 Feb 28	3.70	Nicole Rieger GER	Mannheim	10 Jan 92
1.524	Mildred Wiley USA	Boston	10 Mar 28	3.71	Tanja Cors GER	Zweibrücken	17 Jan 92
1.603	Jean Shiley USA	Boston	30 Mar 29	3.75	Tanja Cors GER	Hannover	19 Jan 92
1.613	Jean Shiley USA	Boston	19 Apr 30	3.76	Nicole Rieger GER	Sindelfingen	25 Jan 92
1.63	Aleksandra Chudina URS	Moskva	51	3.80	Nicole Rieger GER	Karlsruhe	31 Jan 92
1.64	Natalya Kosova URS	Moskva	Apr 53	3.83	Tanja Cors GER	Berlin	2 Feb 92
1.67	Sheila Lerwill GBR	Wembley	13 Nov 53	3.85	Sun Caiyun CHN	Zweibrücken	29 Jan 93
1.70	Lyudmila Nabatova URS	Orenburg	18 Jan 58	3.85	Shao Jingwen CHN	Zweibrücken	29 Jan 93
1.70	Taisiya Chenchik URS	Chelyabinsk	21 Jan 58	3.85	Tanja Cors GER	Zweibrücken	29 Jan 93
1.755	Taisiya Chenchik URS	Leningrad	3 Feb 58	3.95	Sun Caiyun CHN	Zweibrücken	29 Jan 93
1.77	Iolanda Balaş ROU	Berlin, GDR	26 Feb 61	4.06	Sun Caiyun CHN	Zweibrücken	29 Jan 93
1.80	Iolanda Balaş ROU	Leningrad	18 Mar 61	4.07	Sun Caiyun CHN	Landau	31 Jan 93
1.83	Iolanda Balaş ROU	Leningrad	18 Mar 61	4.08	Nicole Rieger/Humbert GER	Karlsruhe	1 Mar 94
1.86	Iolanda Balaş ROU	Leningrad	18 Mar 61	4.10	Sun Caiyun CHN	Zweibrücken	27 Jan 95
1.87	Ilona Gusenbauer AUT	Wien	6 Feb 70	4.11	Sun Caiyun CHN	Pulheim	3 Feb 95
1.88	Ilona Gusenbauer AUT	Wien	15 Mar 70	4.12	Sun Caiyun CHN	Berlin	10 Feb 95
1.88	Rita Schmidt/Kirst GDR	Berlin, GDR	30 Jan 72	4.13	Sun Caiyun CHN	Karlsruhe	12 Feb 95
1.89	Ilona Gusenbauer AUT	Wien	25 Feb 72	4.15	Sun Caiyun CHN	Erfurt	15 Feb 95
1.90	Rita Schmidt/Kirst GDR	Grenoble	12 Mar 72	4.20	Daniela Bártová CZE	Praha	24 Jan 96
1.91	Rosemarie Witschas/Ackermann GDR	Berlin, GDR	28 Jan 73	4.21	Sun Caiyun CHN	Landau	28 Jan 96
1.91	Yordanka Blagoeva BUL	Sofiya	18 Feb 73	4.22	Sun Caiyun CHN	Erfurt	31 Jan 96
1.92	Yordanka Blagoeva BUL	Rotterdam	11 Mar 73	4.22	Daniela Bártová CZE	Erfurt	31 Jan 96
1.92	Rita Kirst GDR	Sofiya	17 Feb 74	4.27	Sun Caiyun CHN	Erfurt	31 Jan 96
1.92	Rosemarie Ackermann GDR	Berlin, GDR	9 Feb 75	4.28	Sun Caiyun CHN	Tianjin	27 Feb 96
1.94	Rosemarie Ackermann GDR	Berlin, GDR	9 Feb 75	4.30	Emma George AUS	Melbourne	10 Dec 96
1.95	Rosemarie Ackermann GDR	Berlin, GDR	6 Mar 77	4.40	Emma George AUS	Melbourne	10 Dec 96
1.95	Sara Simeoni ITA	Milano	23 Feb 78	4.40	Stacy Dragila USA	Paris	9 Mar 97
1.95	Andrea Matay HUN	Budapest	31 Jan 79	4.41	Daniela Bártová CZE	Erfurt	4 Feb 98
1.96	Andrea Matay HUN	Budapest	17 Feb 79	4.42	Vala Flosadóttir ISL	Bielefeld	6 Feb 98
1.98	Andrea Matay HUN	Budapest	17 Feb 79	4.43	Daniela Bártová CZE	Praha	14 Feb 98
1.99	Debbie Brill CAN	Edmonton	23 Jan 82	4.44	Vala Flosadóttir ISL	Eskilstuna	14 Feb 98
2.00	Coleen Sommer USA	Ottawa	13 Feb 82	4.45	Anzhela Balakhonova UKR	Valencia	1 Mar 98
				4.46	Daniela Bártová CZE	Berlin	6 Mar 98
				4.47	Emma George AUS	Adelaide	7 Mar 98
				4.48	Stacy Dragila USA	Sindelfingen	8 Mar 98
				4.48	Daniela Bártová CZE	Sindelfingen	8 Mar 98
				4.50	Emma George AUS	Adelaide	26 Mar 98
				4.55	Emma George AUS	Adelaide	26 Mar 98
				4.56	Nicole Humbert GER	Stockholm	25 Feb 99

MARK	NAME & COUNTRY	VENUE	DATE	MARK	NAME & COUNTRY	VENUE	DATE
4.57A	Stacy Dragila USA	Pocatello	19 Feb 00	6.92	Anișoara Cușmir ROU	București	5 Feb 83
4.61A	Stacy Dragila USA	Pocatello	19 Feb 00	6.92	Valeria Ionescu ROU	București	19 Feb 83
4.62	Stacy Dragila USA	Atlanta	3 Mar 00	6.94	Anișoara Cușmir ROU	București	19 Feb 83
4.63	Stacy Dragila USA	New York	2 Feb 01	6.99	Heike Daute/Drechsler GDR	Senftenberg	21 Jan 84
4.65A	Stacy Dragila USA	Pocatello	9 Feb 01	6.99	Heike Drechsler GDR	Senftenberg	2 Feb 85
4.64	Svetlana Feofanova RUS	Dortmund	11 Feb 01	7.25	Galina Chistyakova URS	Kishinyov	16 Feb 85
4.66A	Stacy Dragila USA	Pocatello	17 Feb 01	7.25	Heike Drechsler GDR	Berlin, GDR	25 Jan 86
4.70A	Stacy Dragila USA	Pocatello	17 Feb 01	7.29	Heike Drechsler GDR	Berlin, GDR	25 Jan 86
4.71	Svetlana Feofanova RUS	Stuttgart	3 Feb 02	7.32	Heike Drechsler GDR	New York	27 Feb 87
4.72	Svetlana Feofanova RUS	Stockholm	6 Feb 02	7.37	Heike Drechsler GDR	Wien	13 Feb 88
4.73	Svetlana Feofanova RUS	Gent	10 Feb 02				
4.74	Svetlana Feofanova RUS	Liévin	24 Feb 02				
4.75	Svetlana Feofanova RUS	Wien	3 Mar 02				
4.76	Svetlana Feofanova RUS	Glasgow (KH)	2 Feb 03				
4.77	Svetlana Feofanova RUS	Birmingham	21 Feb 03				
4.78	Stacy Dragila USA	Boston (Roxbury)	2 Mar 03				
4.80	Svetlana Feofanova RUS	Birmingham	16 Mar 03				
4.81	Yelena Isinbaeva RUS	Donetsk	15 Feb 04				
4.83	Yelena Isinbaeva RUS	Donetsk	15 Feb 04				
4.85	Svetlana Feofanova RUS	Athina	22 Feb 04				
4.86	Yelena Isinbaeva RUS	Budapest	6 Mar 04				
4.87	Yelena Isinbaeva RUS	Donetsk	12 Feb 05				
4.88	Yelena Isinbaeva RUS	Birmingham	18 Feb 05				
4.89	Yelena Isinbaeva RUS	Liévin	26 Feb 05				
4.90	Yelena Isinbaeva RUS	Madrid	6 Mar 05				
4.91	Yelena Isinbaeva RUS	Donetsk	12 Feb 06				
4.93	Yelena Isinbaeva RUS	Donetsk	10 Feb 07				
4.95	Yelena Isinbaeva RUS	Donetsk	16 Feb 08				
4.97	Yelena Isinbaeva RUS	Donetsk	15 Feb 09				
5.00	Yelena Isinbaeva RUS	Donetsk	15 Feb 09				
5.01	Yelena Isinbaeva RUS	Donetsk	23 Feb 12				
5.02	Jenn Suhr USA	Albuquerque	2 Mar 13				

Doping violation

4.08 Sun Caiyun CHN Karlsruhe 1 Mar 94

Long Jump

3.04	Miss Churchill USA	Bryn Mawr	Apr 98
4.49	Waltraude Schmidt GER	Leipzig	22 Jan 22
5.21	Alma Höppner GER	Krefeld	28 Jan 23
5.25	Leni Thymm-Junker GER	Leipzig	22 Mar 31
5.38	Thea Dahl GER	Kiel	22 Mar 31
5.65	Elfriede Kaun GER	Kiel	21 Mar 37
5.73	Erika Junghanns GER	Halle	1 Mar 41
5.74	Irmgard Hernholdt GER	Dortmund	14 Mar 42
5.81	Aleksandra Chudina URS	Leningrad	17 Mar 53
5.95	Erika Fisch FRG	Frankfurt	20 Mar 54
5.97	Christa Stubnick GDR	Frankfurt	11 Feb 55
5.97	Nina Martinenko URS	Leningrad	Mar 55
5.98	Nelli Yeliseyeva URS	Moskva	25 Mar 57
6.03	Nelli Yeliseyeva URS	Leningrad	2 Feb 58
6.07	Nelli Yeliseyeva URS	Leningrad	10 Mar 58
6.08	Nelli Yeliseyeva URS	Berlin, GDR	16 Mar 58
6.17	Tatyana Shchelkanova URS	Leningrad	3 Mar 61
6.27	Tatyana Shchelkanova URS	Leningrad	5 Mar 61
6.29	Tatyana Shchelkanova URS	Leningrad	4 Mar 62
6.33	Tatyana Shchelkanova URS	Leningrad	28 Mar 62
6.35	Mary Rand GBR	Los Angeles	13 Feb 65
6.39	Tatyana Shchelkanova URS	Leningrad	27 Mar 65
6.54	Tatyana Shchelkanova URS	New York	18 Feb 66
6.60	Tatyana Shchelkanova URS	Dortmund	27 Mar 66
6.71	Tatyana Shchelkanova URS	Dortmund	27 Mar 66
6.73	Tatyana Shchelkanova URS	Dortmund	27 Mar 66
6.76	Angela Voigt GDR	Berlin, GDR	24 Jan 76
6.77	Karin Hänel FRG	Grenoble	21 Feb 81
6.77	Margarita Butkienė URS	Kaunas	11 Jan 82
6.82	Svetlana Vanyushina URS	Vilnius	17 Jan 82
6.83	Svetlana Vanyushina URS	Vilnius	17 Jan 82
6.88	Heike Daute/Drechsler GDR	Berlin, GDR	1 Feb 83

Triple Jump

6.72	Mary Ayer US	Bryn Mawr	21 Apr 99
8.35	Helen Kempton USA	Bryn Mawr	15 Mar 05
12.23	Tammy Stevenson USA		Jan 84
12.32A	Maya Benzoor ISR	Flagstaff	11 Feb 84
12.64	Robyne Johnson USA	Lawrence	19 Jan 85
12.99	Esmeralda García BRA	Baton Rouge	26 Jan 85
13.13	Yvette Bates USA	Inglewood	8 Feb 85
13.14	Terri Turner USA	Fort Worth	15 Feb 85
13.19	Esmeralda García BRA	Gainesville	2 Mar 85
13.29	Esmeralda García BRA	Syracuse	9 Mar 85
13.51	Esmeralda García BRA	Syracuse	9 Mar 85
13.58	Galina Chistyakova URS	San Diego	23 Feb 86
13.86	Galina Chistyakova URS	Moskva	3 Jan 87
13.96	Galina Chistyakova URS	Moskva	3 Jan 87
13.98	Galina Chistyakova URS	Moskva	3 Jan 87
14.16	Inna Lasovskaya URS	Moskva	15 Jan 89
14.45	Galina Chistyakova URS	Lipetsk	29 Jan 89
14.14	Galina Chistyakova URS	Glasgow (KH)	4 Mar 90
14.30	Inessa Kravets URS	Sevilla	9 Mar 91
14.39	Inessa Kravets URS	Sevilla	9 Mar 91
14.44	Inessa Kravets URS	Sevilla	9 Mar 91
14.46	Iolanda Chen RUS	Moskva	28 Feb 93
14.47	Inessa Kravets UKR	Toronto	14 Mar 93
14.61	Inna Lasovskaya RUS	Moskva	14 Jan 94
14.78	Inna Lasovskaya RUS	Moskva	27 Jan 94
14.90	Inna Lasovskaya RUS	Liévin	13 Feb 94
15.03	Iolanda Chen RUS	Barcelona	11 Mar 95
15.16	Ashia Hansen GBR	Valencia	28 Feb 98
15.16	Tatyana Lebedeva RUS	Budapest	6 Mar 04
15.25	Tatyana Lebedeva RUS	Budapest	6 Mar 04
15.36	Tatyana Lebedeva RUS	Budapest	6 Mar 04

Shot Put*8lb/3.629kg*

10.08	Marjorie Young USA	Bryn Mawr	7 Mar 07
10.67	Martha Gollmitz-Grasse GER	Berlin	17 Jan 26
11.32	Wilhelmina Luxem GER	Hamburg	14 Feb 26
11.98	Rena McDonald USA	Boston	30 Mar 29
12.47	Rena McDonald USA	Brooklyn	14 Apr 34
12.67	Helen Stephens USA	St. Louis	12 Feb 36
12.77	Helen Stephens USA	Chicago	25 Mar 36
13.45	Helen Stephens USA	St. Louis	23 Apr 37

4kg/8.82lb

10.14	Paula Mollenhauer GER	Hamburg	26 Jan 30
12.28	Grete Heublein GER	Dortmund	27 Feb 32
12.56	Genowefa Cejzik POL	Poznań	6 Feb 38
13.11	Gisela Mauerer GER	München	3 Feb 40
13.35	Marianne Schulze-Entrup GER	Bremen	7 Feb 47
14.22	Tatyana Sevryukova URS	Moskva	Feb 47
14.47	Tatyana Sevryukova URS	Leningrad	Feb 47
14.55	Tatyana Sevryukova URS	Moskva	23 Feb 48
15.47	Galina Zybina URS	Leningrad	1 Mar 53
16.03	Galina Zybina URS	Leningrad	31 Oct 54
16.09	Galina Zybina URS	Leningrad	1 Mar 58
16.38	Galina Zybina URS	Leningrad	9 Mar 58
17.11	Tamara Press URS	Leningrad	17 Jan 60
17.15	Tamara Press URS	Leningrad	19 Mar 61

MARK	NAME & COUNTRY	VENUE	DATE	MARK	NAME & COUNTRY	VENUE	DATE
17.18	Tamara Press URS	Leningrad	28 Mar 63	12:05.49	Olga Krishtop URS	Indianapolis	6 Mar 87
17.19	Renate Garisch GDR	Berlin, GDR	9 Feb 64	12:01.65	Kerry Junna-Saxby AUS	Budapest	4 Mar 89
17.70	Tamara Press URS	Leningrad	2 Apr 64	11:59.36	Beate Anders/Gummelt GDR	Glasgow (KH)	4 Mar 90
17.75	Tamara Press URS	Leningrad	26 Mar 65	11:55.99	Beate Anders/Gummelt GER	Dortmund	17 Feb 91
17.86	Nadezhda Chizhova URS	Leningrad	22 Dec 67	11:50.90	Beate Anders/Gummelt GER	Sevilla	9 Mar 91
18.28	Nadezhda Chizhova URS	Leningrad	28 Jan 68	11:44.00	Alina Ivanova EUN/RUS	Moskva	7 Feb 92
18.36	Nadezhda Chizhova URS	Leningrad	18 Jan 70	11:40.33	Claudia Iovan ROU	Bucureşti	30 Jan 99
18.44	Nadezhda Chizhova URS	Moskva	1 Feb 70	<i>Insufficient judges</i>			
18.60	Nadezhda Chizhova URS	Wien	15 Mar 70	11:35.34	Gillian O'Sullivan IRL	Belfast	15 Feb 03
18.62	Nadezhda Chizhova URS	Leningrad	16 Jan 71	<i>Oversized track</i>			
18.66	Margitta Gummel GDR	Berlin, GDR	14 Feb 71	12:02.2	Beate Anders/Gummelt GDR	Potsdam	28 Jan 89
18.74	Margitta Gummel GDR	Berlin, GDR	20 Feb 71	4 x 200 Metres Relay			
19.22	Margitta Gummel GDR	Berlin, GDR	20 Feb 71	1:39.5	FRG	Stuttgart	22 Mar 63
19.35	Margitta Gummel GDR	Berlin, GDR	20 Feb 71	Johanna Gaiser, Maria Jeibmann, Helga Henning, Elisabeth Luxenburger			
19.54	Margitta Gummel GDR	Berlin, GDR	28 Feb 71	1:35.7	USSR	Wien	14 Mar 70
19.70	Nadezhda Chizhova URS	Sofiya	13 Mar 71	Nadezhda Besfamilnaya, Vera Popkova, Galina Bukharina, Lyudmila Samotyosova			
20.36	Helena Fibingerová TCH	Sofiya	16 Feb 74	1:35.7	FRG	West Berlin	18 Feb 73
20.40	Nadezhda Chizhova URS	Moskva	2 Mar 74	Christiane Krause, Annegret Richter, Inge Helten, Maren Schröder			
20.75	Helena Fibingerová TCH	Göteborg	9 Mar 74	1:35.15	TuS 04 Leverkusen FRG	Stuttgart	22 Feb 75
21.13	Helena Fibingerová TCH	Jablonec	15 Feb 75	Rita Wilden, Erika Weinstein, Brigitte Koczelnik, Carola Claus			
21.58	Helena Fibingerová TCH	Ostrava	29 Jan 77	1:35.15	OSC Thier Dortmund FRG	Stuttgart	22 Feb 75
21.66	Helena Fibingerová TCH	Budapest	2 Feb 77	Inge Helten, Silvia Hollmann, Sabine Wuttig, Annegret Richter			
22.50	Helena Fibingerová TCH	Jablonec	19 Feb 77	1:35.1	FRG	Cosford	2 Feb 80
				Heidi-Elke Gaugel, Christina Sussiek, Elke Vollmer, Silke Rasch			

Pentathlon

h = hand timing

1985 Tables	60mH	HJ	SP	LJ	800m		
4641h	Eva Wilms FRG					West Berlin	30 Jan 77
	8.1	1.68	20.27	5.94	2:28.6		
4768	Sabine Paetz/John GDR					Moskva	15 Feb 85
	8.16	1.74	14.76	6.61	2:15.63		
4215	Odile Lesage FRA					Nogent-sur-Oise	11 Feb 90
	8.66	1.78	12.89	5.78	2:23.48		
4276	Odile Lesage FRA					Liévin	20 Jan 91
	8.67	1.78	13.56	5.86	2:23.91		
4655	Liliana Năstase ROU					Berlin	10 Feb 91
	8.20	1.71	13.09	6.65	2:13.41		
4726	Liliana Năstase ROU					Bucureşti	26 Jan 92
	8.27	1.76	14.44	6.56	2:15.94		
4991	Irina Belova EUN					Berlin	15 Feb 92
	8.22	1.93	13.25	6.67	2:10.26		
5013	Nataliya Dobrynska UKR					Istanbul	9 Mar 12 I
	8.38	1.84	16.51	6.57	2:11.15		I

Oversized track

4780	Sabine Paetz/John GDR	Senftenberg	6 Jan 84		
	8.12	1.74	14.94	6.53	2:14.4
4921	Sabine Paetz/John GDR	Senftenberg	26 Jan 84		
	8.03	1.77	15.28	6.65	2:13.0
4995	Anke Behmer GDR	Senftenberg	2 Feb 88		
	8.21	1.78	14.94	6.80	2:07.72
4995	Anke Behmer GDR	Senftenberg	25 Feb 88		
	8.27	1.83	14.95	6.66	2:08.03

3000 Metres Walk

15:29.0	Eivor Johansson SWE	Stockholm	1 Feb 70
15:08.0	Elisabeth Olsson SWE	Stockholm	15 Feb 70
14:54.0	Margareta Simu SWE	Västerås	27 Jan 74
14:51.8	Margareta Simu SWE	Turku	23 Feb 74
14:42.0	Monika Karlsson SWE	Uddevalla	1 Mar 75
14:11.5	Siv Gustavsson SWE	Östersund	15 Feb 76
14:07.7	Margareta Simu SWE	Västerås	30 Jan 77
14:04.0	Thorill Gylder NOR	Uddevalla	5 Mar 77
13:46.1	Margareta Simu SWE	Turku	4 Feb 78
13:45.0	Thorill Gylder NOR	Uddevalla	4 Mar 78
13:24.0	Mia Kjölberg NOR	Fredrikstad	12 Feb 80
13:08.09	Giuliana Salce ITA	Milano	1 Feb 84
12:56.70	Giuliana Salce ITA	Torino	22 Feb 84
12:46.8	Olga Yarutkina URS	Moskva	4 Mar 84
12:31.57	Giuliana Salce ITA	Firenze	6 Feb 85

12:05.49	Olga Krishtop URS	Indianapolis	6 Mar 87
12:01.65	Kerry Junna-Saxby AUS	Budapest	4 Mar 89
11:59.36	Beate Anders/Gummelt GDR	Glasgow (KH)	4 Mar 90
11:55.99	Beate Anders/Gummelt GER	Dortmund	17 Feb 91
11:50.90	Beate Anders/Gummelt GER	Sevilla	9 Mar 91
11:44.00	Alina Ivanova EUN/RUS	Moskva	7 Feb 92
11:40.33	Claudia Iovan ROU	Bucureşti	30 Jan 99

Insufficient judges

11:35.34 Gillian O'Sullivan IRL Belfast 15 Feb 03

Oversized track

12:02.2 Beate Anders/Gummelt GDR Potsdam 28 Jan 89

4 x 200 Metres Relay

1:39.5	FRG	Stuttgart	22 Mar 63
Johanna Gaiser, Maria Jeibmann, Helga Henning, Elisabeth Luxenburger			
1:35.7	USSR	Wien	14 Mar 70
Nadezhda Besfamilnaya, Vera Popkova, Galina Bukharina, Lyudmila Samotyosova			
1:35.7	FRG	West Berlin	18 Feb 73
Christiane Krause, Annegret Richter, Inge Helten, Maren Schröder			
1:35.15	TuS 04 Leverkusen FRG	Stuttgart	22 Feb 75
Rita Wilden, Erika Weinstein, Brigitte Koczelnik, Carola Claus			
1:35.15	OSC Thier Dortmund FRG	Stuttgart	22 Feb 75
Inge Helten, Silvia Hollmann, Sabine Wuttig, Annegret Richter			
1:35.1	FRG	Cosford	2 Feb 80
Heidi-Elke Gaugel, Christina Sussiek, Elke Vollmer, Silke Rasch			
1:34.70	LG Bayer Leverkusen FRG	Sindelfingen	7 Feb 81
Rita Meurer, Jasmin Fischer, Claudia Steger, Christina Sussiek			
1:34.60	LG Bayer Leverkusen FRG	Sindelfingen	12 Feb 83
Birgit Voecking, Claudia Steger, Elke Decker, Christina Sussiek			
1:34.05	Italy	Torino	11 Feb 84
Laura Miano, Daniela Ferrian, Erica Rossi, Marisa Masullo			
1:33.56	VFL Sindelfingen FRG	Sindelfingen	8 Feb 86
Andrea Bersch, Ulrike Sarvari, Birgit Wolf, Heidi-Elke Gaugel			
1:32.55	SC Eintracht Hamm FRG	Dortmund	20 Feb 88
Helga Arendt, Silke Knoll, Mechthild Kluth, Gisela Kinzel			
1:32.55	LG Olympia Dortmund GER	Karlsruhe	21 Feb 99
Esther Möller, Gabi Rockmeier, Birgit Rockmeier, Andrea Philipp			
1:32.41	Russia RUS	Glasgow (KH)	29 Jan 05
Yekaterina Kondratyeva, Irina Khabarova, Yuliya Pechonkina, Yuliya Gushchina			

4 x 400 Metres Relay

3:36.6	USSR	Sofiya	14 Mar 71
Lyubov Finogenova, Galina Kamardina, Vera Popkova, Lyudmila Aksyonova			
3:34.38	FRG	Dortmund	30 Jan 81
Heidi-Elke Gaugel, Christina Sussiek, Christiane Brinkmann, Gaby Bussmann			
3:28.80	USSR	Paris	23 Feb 91
Marina Shmonina UBZ 53.3, Margarita Ponomaryova RUS 52.2, Lyudmila DzhalgaloVA UKR 52.0, Aelita Yurchenko UKR 51.3			
3:27.22	Germany	Sevilla	10 Mar 91
Sandra Seuser 53.4, Kathrin Schreiter 51.7, Annett Hesselbarth 51.8, Grit Breuer 50.4			
3:26.84	Russia	Paris	9 Mar 97
Tatyana Chebykina 52.97, Svetlana Goncharenko 51.28, Olga Kotlyarova 51.45, Tatyana Alekseyeva 51.14			

MARK	TEAM	VENUE	DATE
3:24.25	Russia	Maebashi	7 Mar 99
	Tatyana Chebykina 51.68, Svetlana Goncharenko 50.30, Olga Kotlyarova 50.77, Natalya Nazarova 51.50		
3:23.88	Russia	Budapest	7 Mar 04
	Olesya Krasnomovets 51.37, Olga Kotlyarova 50.12, Tatyana Levina 52.50, Natalya Nazarova 49.89		
3:23.37	Russia	Glasgow (KH)	28 Jan 06
	Yuliya Gushchina 51.75, Olga Kotlyarova 50.40, Olga Zaytseva 51.03, Olesya Krasnomovets 50.19		

4 x 800 Metres Relay

y denotes 4x880 yards

8:41.6y	USSR	Richmond	17 Mar 72
	Raisa Ruus, Galina Vayngarten, Tatyana Kazankina, Nirole Sabaité		
8:33.60	Villanova University USA	Syracuse	9 Mar 85
	Kelly Toole 2:12.4, Debbie Grant 2:06.9, Joanna Kehs 2:08.7, Veronica McIntosh 2:05.6		
8:29.35	University of Florida USA	Gainesville	9 Mar 86
	Sandra Braasch 2:08.9, Sonja Braasch 2:07.2, Chris Crowther 2:07.3, Susan Nash 2:06.0		
8:25.5	Villanova University USA	Gainesville	7 Feb 87
	Gina Procaccio 2:05.6, Debbie Grant 2:04.5, Michelle DiMuro 2:09.9, Celeste Halliday 2:05.5		
8:24.72	Villanova University USA	Oklahoma City	14 Mar 87
	Gina Procaccio 2:07.8, Debbie Grant 2:03.8, Michelle DiMuro 2:07.5, Celeste Halliday 2:05.7		
8:18.71	Russia	Moskva	4 Feb 94
	Natalya Zaytseva, Olga Kuznetsova, Yelena Afanasyeva, Yekaterina Podkopayeva		
8:18.54	Moskovskaya Region RUS	Volgograd	11 Feb 07
	Anna Balakshina, Natalya Pantelyeva, Anna Yemashova, Olesya Chumakova		
8:14.53	Sverdlovskaya Region RUS	Moskva	10 Feb 08
	Yevgeniya Zinurova 2:04.1, Olga Kotlyarova 2:01.8, Mariya Savinova 2:06.8, Natalya Ignatova 2:01.8		
8:12.41	Moskovskaya Region RUS	Moskva	28 Feb 10
	Tatyana Andrianova 2:05.80, Oksana Spasovkhodskaya 2:03.70, Yelena Kofanova 2:02.90, Yevgeniya Zinurova 1:58.01		
8:06.24	Moskovskaya Region RUS	Moskva	18 Feb 11
	Aleksandra Bulanova 2:02.1, Yekaterina Martynova 2:03.1, Yelena Kofanova 2:00.4, Anna Balakshina 2:00.6		



BEST NATIONAL PLACINGS

This section shows the best position achieved by each country in every IAAF World Indoor Championship event. Where possible the country of origin of athletes representing the former Czechoslovakia, USSR or Yugoslavia is given. The best placings of athletes from the FRG and GDR are listed under GER.

COUNTRY	POSITION	NAME	MARK	YEAR	COUNTRY	POSITION	NAME	MARK	YEAR
60 Metres					ISR	4h2	Orit Kolodni	7.80	1989
AFG	8h7	Tahmina Kohistani	9.32	2012	ISV	dq	LaVerne Jones-Ferrette	7.03	2010
AHO	4h4	Soraima Martha	7.89	1987	ITA	4s2	Manuela Levorato	7.24	2004
AIA	7h2	Shinelle Proctor	8.01	2012	IVB	3	Tahesia Harrigan	7.09	2008
ALB	8h3	Rudina Xhaja	7.91	1995	JAM	1	Merlene Ottey	6.97	1995
ALG	dns/h4	Yasmina Azzizi	-	1991		1	Veronica Campbell-Brown	7.00	2010
AND	5h4	Montserrat Pujol	8.30	2006		1	Veronica Campbell-Brown	7.01	2012
ANG	7h5	Antónia de Jesús	7.75	2004	JPN	dns/s3	Chisato Fukushima	-	2012
ANT	5s1	Heather Samuel	7.30	2003	KAZ	4h3	Viktoriya Koviyyeva	7.57	2001
ARG	5h1	Deborah Bell	7.85	1987		4h2	Olga Bludova	7.45	2012
ARU	6h4	Silvienne Krosendijk	8.04	2001		4h4	Viktoriya Zybakina	7.55	2012
AUS	7	Diane Holden	7.43	1987	KEN	dns/h4	Joyce Odhiambo	-	1987
AUT	4	Karin Mayr-Krifka	7.23	2003	KGZ	4h4	Yelena Bobrovskaya	7.66	1997
AZE	8h3	Elvira Dzhabarova	7.68	1993	KIR	7h7	Etita Tio	9.14	2012
BAH	1	Chandra Sturup	7.05	2001	LCA	7h1	Clara Phillip	7.82	1995
BAN	5h1	Papia Rani Sarkar	8.17	2012	LIB	6s2	Noha Samaha	7.93	1985
BEL	2	Kim Gevaert	7.12	2004	LTU	4s2	Lina Grinčikaitė	7.34	2010
BEN	4h5	Laure Kuetey	7.71	1997	MAC	7s1	leong Loi	7.88	2006
BHU	dns/h3	Wangchuk Tashi	-	2012	MAD	8	Lalao Ravaonirina	7.28	1995
BLR	3	Yuliya Nesterenko	7.12	2004	MAR	3h1	Méryem Oumezdi	7.64	1989
BOL	6h6	Maité Zamorano	7.87	2001	MAS	7h2	Nor Jannah Jamaludin	7.90	2010
BRA	6s2	Ana da Silva	7.36	2012	MDV	5h3	Hawwa Haneefa	8.31	2010
BUL	2	Aneliya Nuneva	7.10	1987	MEX	3s2	Liliana Allen	7.25	2003
BUR	6h8	Mariette Mien	8.01	2012	MKD	5h2	Aleksandra Vojneska	7.88	2006
CAN	3	Angela Bailey	7.12	1987	MLI	8s3	Kadiatou Camara	7.47	2004
	3	Philomena Mensah	7.07	1999	MLT	5h5	Deirdre Caruana	8.06	1997
CGO	8h4	Ruth Babela	8.48	1999		5h5	Rebecca Camilleri	7.68	2012
CHA	7h8	Hinikissia Ndikerd	8.13	2012	MRI	7h5	Mary Jane Vincent	7.84	2012
CHN	7	Li Xuemei	7.20	2001	NAM	5h4	Globine Mayova	7.64	2012
CIV	2	Murielle Ahouré	7.04	2012	NCA	7h5	Maria Auxiliadora Lacayo	7.79	2006
CMR	7	Sylvie Mballa Élondou	7.30	2006		7h1	María Inaly Morazán	8.29	2012
COD	dns/h6	Elyse Ndaya	-	2012	NED	1	Nelli Cooman	7.08	1987
COK	6h3	Patricia Taea	8.06	2012		1	Nelli Cooman	7.05	1989
COM	5h4	Feta Ahamada	7.71	2008	NGR	4	Chioma Ajunwa	7.19	1997
	5h2	Feta Ahamada	7.49	2012	NMI	7h1	Yvette Bennett	8.68	2010
CRO	6h1	Rahela Markt	7.57	1995	NOR	6s3	Ezinne Okparaebo	7.34	2008
	6h5	Rahela Markt	7.55	2001	NRU	6h4	Mystique Jones	8.09	2008
CUB	3	Liliana Allen	7.12	1991	NZL	5	Kim Robertson	7.43	1985
CZE	4s2	Katerina Cečová	7.31	2012	PER	dns/h3	Patricia Riesco	-	2003
DEN	5h4	Christina Schnohr	7.70	1997	PHI	4h3	Elma Muros	7.99	1985
DOM	dns/s1	María Báez	-	1985		4h1	Elma Muros	7.73	1997
ESP	4s3	Digna Luz Murillo	7.33	2010	PLE	7h3	Gharid Gharouf	8.42	2006
FIN	8	Sisko Hanhijoki	7.25	1991	PLW	8h5	Colleen Gibbons	8.88	2012
FRA	3	Christelle Bulteau	7.34	1985	PNG	7h3	Monica Jonathan	8.06	1999
	3	Frédérique Bangué	7.17	1997	POL	8s1	Zuzanna Radecka	7.37	1999
GAB	=3	Ruddy Zang Milama	7.14	2010	POR	6s1	Severina Cravid	7.31	2001
GBR	2	Heather Oakes	7.21	1985	PUR	7h4	Roxana Mercado	7.58	2004
	2	Jeanette Kwakye	7.08	2008	PYF	6h7	Terani Faremiro	8.46	2012
GEO	6h3	Tamara Shanidze	7.66	1999	ROU	5s2	Angela Moroşanu	7.33	2006
GEQ	7h1	Paulina Biang	8.42	2001	RSA	5s1	Wendy Hartman	7.15	1999
GER	1	Silke Gladisch (GDR)	7.20	1985	RUS	2	Irina Privalova	6.97	1993
GHA	4s1	Vida Anim	7.25	2004	SCG	6h1	Elvira Pančić (SRB)	7.47	2004
GRE	1	Katerína Thánou	6.96	1999	SEN	6h4	Ndèye Binta Dia	7.44	1991
GUA	7s2	Christa Schumann	7.79	1987		6h1	Ndèye Binta Dia	7.46	1993
GUM	7h1	Desiree Craggette	8.23	2006		6h2	Ndèye Binta Dia	7.45	1995
HKG	5h3	Fong Yee Pui	7.67	2012	SEY	6h3	Joanna Hoareau	8.18	2004
HUN	7s3	Enikő Szabó	7.40	2004	SIN	7h5	Amanda Choo	7.74	2008
INA	6h4	Niafatul Aini	7.92	2012	SKN	dns/s1	Diane Dunrod	-	1987
IRL	4s1	Emily Maher	7.37	2006	SLO	3	Merlene Ottey	7.20	2003
IRQ	6h5	Dana Abdul Razak	7.78	2012	SMR	5h2	Sara Rossini	8.18	1989
ISL	6s2	Svanhildur Kristjónsdóttir	7.76	1987		5h3	Gloria Gatti	8.01	2001
						5h6	Martina Pretelli	7.79	2012

COUNTRY	POSITION	NAME	MARK	YEAR	COUNTRY	POSITION	NAME	MARK	YEAR
SOL	8h2	Pauline Kwalea	8.48	2012	JAM	1	Merlene Ottey	22.34	1989
SRB	5h1	Tanja Mitic	7.57	2010		1	Merlene Ottey	22.24	1991
SRI	dns/h3	Susanthika Jayasinghe	-	2001		1	Juliet Campbell	22.64	2001
STP	7h4	Gloria Diogo	7.89	2010	JPN	dns/h4	Motoka Arai	-	1999
SUI	6s1	Martha Grossenbacher	7.54	1987	KAZ	5s1	Svetlana Bodritskaya	23.95	1997
SWE	4s1	Lena Berntsson	7.26	2008	KEN	4h2	Joyce Odhiambo	25.30	1987
TCH	5h1	Monika Špičková (CZE)	7.50	1991	LIB	3h1	Gretta Taslakian	25.80	2004
	5h2	Renata Kubalová (CZE)	7.43	1991	LTU	4s3	Agnė Visockaitė	23.81	1999
TGA	7h3	Belinda Talakai	8.45	2012	MAS	4h2	Shanti Govindasamy	24.34	1993
THA	-h4	Nongnuch Sanrat	dns	2008	MDV	3h2	Shamila Abdula Majid	28.71	2001
TKM	6h5	Valentina Nazarova	7.78	2006	MEX	4h2	Alejandra Flores	25.54	1985
	6h5	Yelena Ryabova	8.27	2010	MLT	3h5	Céline Pace	25.93	2003
	6h2	Yelena Ryabova	7.76	2012	NED	4s2	Els Scharn	23.78	1987
TPE	5s2	Shen Su-Feng	7.64	1985		4s2	Jacqueline Poelman	23.70	1993
TTO	6	Gillian Forde	7.59	1985	NGR	5	Mary Onyali	23.56	1987
TUR	6s1	Aksel Gürcan	7.78	2006	NOR	6s2	Sølvi Olsen	24.70	1991
UGA	4h3	Oliver Acii	7.98	1987	NZL	3	Kim Robertson	23.69	1985
UKR	3	Zhanna Tarnopolskaya	7.21	1993	PAN	4h4	Cecilia Núñez	24.89	1987
URS	1	Irina Sergejeva (RUS)	7.02	1991	PHI	5h3	Elma Muros	25.05	1989
USA	1	Gail Devers	6.95	1993	POL	5s1	Zuzanna Radecka	23.67	1999
	1	Gail Devers	7.06	1997	POR	3s2	Lucrécia Jardim	23.63	1993
	1	Angela Williams	7.16	2003	ROU	1	Ionela Tîrlea	22.39	1999
	1	Gail Devers	7.08	2004	RSA	3s2	Wendy Hartman	23.21	1999
	1	Me'Lisa Barber	7.01	2006	RUS	1	Irina Privalova	22.15	1993
	1	Angela Williams	7.06	2008	SKN	3h2	Diane Dunrod	25.28	1987
UZB	3s3	Guzel Khubbiyeva	7.27	2008	SLO	6	Alenka Bikar	23.74	2001
VAN	6h6	Daphne Nalawas	9.06	2012	SRI	4	Susanthika Jayasinghe	23.24	2001
VIN	3s1	Natasha Mayers	7.23	2003	SUI	3s1	Mireille Donders	23.30	1997
YEM	5h3	Hikmat Bartouche (PRY)	8.91	1985	SVK	3h4	Lucia Ivanová	23.47	2003
ZAM	5h3	Kinah Chikontwe	8.38	1989	SWE	6s1	Marika Johansson	24.58	1993
					SWZ	4h1	Hazel Mthetfwa	28.19	2001
					TCH	6s1	Renata Kubalová (CZE)	23.74	1991
					TKM	3h1	Alena Petrova	24.68	2001
					TPE	5s1	Wang Huei-Chen	24.43	1993
					TTO	5s1	Angela Williams	23.66	1991
					TUR	6	Semra Aksu	24.97	1985
					UGA	5h2	Oliver Acii	26.24	1987
					UKR	4	Maryna Maydanova	23.64	2004
					URS	2	Irina Sergejeva (RUS)	22.41	1991
					URU	5h2	Claudia Acerenza	25.69	1991
						5h3	Marcela Tiscornia	25.07	1995
					USA	2	LaTasha Jenkins	22.96	2001
					YUG	4h1	Marina Filipović (SRB)	23.84	1997
					ZAM	5h2	Kinah Chikontwe	27.32	1989

200 Metres

AUS	1	Melinda Gainsford	22.64	1995
AUT	3	Karin Mayr-Krifka	23.18	2004
BAH	2	Pauline Davis	22.68	1995
BLR	1	Natalya Safronnikova	23.13	2004
BOL	5h4	Ana Maria Luzio	28.92	1987
BRA	5	Maria de Figueiredo	23.83	1989
BUL	5	Zlatka Georgieva	23.36	1995
CAN	6	Angela Phipps	23.77	1987
CAY	4	Cydonie Mothersill	23.18	2003
CGO	dns/h3	Lasnet Nkouka	-	1991
CHN	5s3	Yan Jiankui	24.18	1997
CIV	5h2	Marie Gnahoré	24.51	1999
COL	6s1	Norfalia Carabalí	24.76	1987
CUB	dq/h5	Roxana Díaz	-	2003
CZE	3s3	Erika Suchovská	23.63	1997
DOM	4h1	María Báez	26.47	1985
	4h1	Janet Montas	25.91	1987
ESA	6h1	Arely Franco	27.00	1993
ESP	6s2	Blanca Lacambra	24.44	1987
FIN	4	Sanna Hernesniemi	23.03	1993
FRA	1	Muriel Hurtis	22.54	2003
GBR	4s3	Donna Fraser	23.86	1997
	4s3	Amy Spencer	23.73	2003
GEO	5s1	Maya Azarashvili	23.88	1995
GER	1	Marita Koch (GDR)	23.09	1985
	1	Heike Drechsler (GDR)	22.27	1987
GHA	dns/h4	Vida Anim	-	2004
GRE	1	Katerína Kóffa	22.76	1997
GUA	6h3	Christa Schumann	25.38	1987
GUI	dq/h3	Mamaissata Cisse	-	1991
HUN	5s2	Ágnes Kozary	24.37	1989
INA	4h3	Yulia Novita	26.69	2004
IRL	2s2	Ciara Sheehy	23.23	2003
ISL	5h3	Svanhildur Kristjónsdóttir	25.27	1987
ISR	5h5	Olga Dogadedko	25.26	1999
ISV	5h1	Ameerah Bello	24.34	1997
ITA	3s2	Manuela Levorato	23.52	2003

400 Metres

ALB	5h4	Klodiana Shala	54.62	2004
	5h2	Klodiana Shala	54.21	2006
ANT	6h4	Rowan Maynard	59.75	1987
ARM	4h2	Amaliya Sharoyan	56.41	2012
AUS	4	Maree Holland	52.17	1989
BAH	2	Christine Amertil	51.11	2003
BEL	2	Régine Berg	53.81	1985
BEN	dq/s3	Miel Ayedou	54.26	2012
BLR	6	Svetlana Usovich	52.72	2003
BOL	dns/h2	Ana Maria Luzio	-	1987
BOT	4	Amantle Montsho	52.53	2010
BRA	5h5	Geisa Coutinho	54.23	2003
BRN	5h3	Rakia Al-Gassra	54.24	2004
BRU	6h6	Maziah Mahusin	63.69	2012
BUL	2	Vania Stambolova	50.21	2006
CAN	3	Charmaine Crooks	54.08	1985
	3	Jill Richardson	52.02	1989
CGO	4h4	Natacha Ngoye	58.21	2012
CHA	4	Kaltouma Nadjina	52.49	2001
CHN	5h1	Zhang Hengyun	54.27	1995
	5h2	Cao Chunying	55.32	1995
	5h4	Chen Yuxiang	55.14	1999
CMR	6s2	Mireille Nguimgo	53.22	2004

COUNTRY	POSITION	NAME	MARK	YEAR	COUNTRY	POSITION	NAME	MARK	YEAR
COL	4h4	Norfalia Carabalí	55.36	1987	UKR	4	Antonina Yefremova	51.53	2008
	4h3	Norfalia Carabalí	54.78	1991	URS	4	Olga V. Nazarova (RUS)	52.76	1987
COM	5h4	Salhate Djamaldine	58.88	2003	URU	4h1	Déborah Rodríguez	57.08	2012
CPV	6h2	Vera Barbosa	57.55	2008	USA	1	Diane Dixon	53.35	1985
CRO	4h2	Danijela Grgic	52.91	2006		1	Diane Dixon	50.64	1991
CYP	4h4	Dora Kyriakou	53.46	1995		1	Jearl Miles Clark	50.96	1997
	4h1	Androula Sialou	53.62	2004		1	Debbie Dunn	51.04	2010
CZE	3	Helena Fuchsová	52.04	1997		1	Sanya Richards-Ross	50.79	2012
ECU	5h4	Adriana Martínez	59.02	1987	VIN	4h6	Kineke Alexander	55.88	2012
ESA	dq/h4	Karla Hernández	-	2003	YUG	5h1	Marina Filipović (SRB)	54.18	1997
ESP	2	Sandra Myers	50.99	1991	ZAM	4s1	Racheal Nachula	53.30	2008
EST	6s1	Maris Mägi	53.30	2010					
FIJ	5s1	Makelesi Batimala	54.23	2008					
FRA	6	Marie-Louise Bévis	53.27	1995					
GBR	4	Catherine Murphy	51.99	2003					
GBS	4h5	Graciela Martins	59.83	2012					
GEO	5h6	Gaiena Ustian	61.38	2012					
GER	1	Sabine Busch (GDR)	51.66	1987					
	1	Helga Arendt (FRG)	51.52	1989					
	1	Grit Breuer	50.80	1999					
GRE	6	Faní Halkiá	52.90	2004					
GUM	6h2	Amy Atkinson	65.99	2012					
GUY	5	Aliann Pompey	52.75	2010					
HUN	3	Judit Forgács	52.68	1987					
IRL	3h2	Karen Shinkins	53.59	2003					
ISL	5	Odny Arnadottir	56.94	1985					
ITA	4	Antonella Ratti	55.30	1985					
JAM	1	Sandie Richards	50.93	1993					
	1	Sandie Richards	51.04	2001					
JPN	4h2	Sakie Nobuoka	54.11	1999					
KEN	5h1	Esther Kavaya	58.23	1987					
LBR	4h1	Kou Luogon	53.69	2010					
LTU	4h2	Žana Minina	53.68	2001					
MAR	5h3	Nezha Bidouane	55.69	1991					
	5h4	Nezha Bidouane	53.54	1997					
MAS	4h2	Josephine Singarayar	56.05	1987					
MAW	3h6	Ambwene Simukonda	55.51	2012					
MEX	4	Ana Guevara	51.55	1999					
MGL	dq/h4	Munguntuya Batgerel	-	2012					
MLT	5h1	Martina Xuereb	57.62	2008					
MYA	6h3	Kay Khine Lwin	60.78	2010					
NAM	5h3	Tjipekaporu Herunga	55.40	2010					
NED	4s1	Ester Goossens	52.09	1999					
NGR	2	Falilat Ogunkoya	51.25	1999					
PAK	6h2	Erum Khanum	104.74	1997					
PER	-	Giannina Otoyá	dns	1985					
PNG	5h1	Sharon Kwarula	59.56	2012					
POL	4s1	Marzena Wojdecka	53.27	1987					
	4s2	Grażyna Prokopek	53.07	2003					
POR	4h4	Carmo Tavares	53.82	2001					
	4h2	Carmo Tavares	53.65	2003					
PUR	6h5	Yvonne Harrison	56.17	2003					
ROU	4	Ionela Tîrlea	52.06	1997					
	4	Ionela Tîrlea/Manolache	51.58	2004					
RUS	1	Irina Privalova	50.23	1995					
	1	Natalya Nazarova	50.83	2003					
	1	Natalya Nazarova	50.19	2004					
	1	Olesya Krasnomovets	50.04	2006					
	1	Olesya Zykina	51.09	2008					
SKN	dnf/s2	Tiandra Ponteen	-	2012					
SRI	5h2	Damayanthi Dharsha	54.61	2003					
SUI	3	Anita Protti	51.41	1991					
SWE	4s1	Moa Hjelmner	52.29	2012					
SYR	dq/h1	Mounira Al-Saleh	54.53	2010					
TJK	5h5	Vladislava Ovcharenko	60.33	2012					
TOG	4h1	Sandrine Thiébaud-Kangni	53.51	2003					
TTO	5h2	Adina Valdez	55.79	1997					
TUN	4h5	Awatef Benhassine	54.01	2003					
TUR	5s3	Meliz Redif	54.48	2012					

800 Metres

ALG	4s2	Nouria Mérah-Benida	2:03.10	1999
AND	5h4	Natalia Gallego	2:15.97	2008
ARG	5h2	Mabel Arrua	2:07.70	1991
AUS	1	Tamsyn Lewis	2:02.57	2008
AUT	2	Stephanie Graf	1:59.78	2001
	2	Stephanie Graf	1:59.39	2003
BAR	5h1	Sheena Gooding	2:06.97	2004
BEL	7	Isabelle De Bruycker	2:14.54	1985
BER	7h2	Donna Bean	2:13.98	1987
BLR	2	Natalya Dukhnova	1:59.31	1997
BRA	3h1	Fabiane dos Santos	2:05.18	2001
BUL	5s2	Petya Strashilova	2:05.40	1995
CAN	5	Charmaine Crooks	2:02.27	1991
CGO	dns/h2	Lasnet-Lelisse Nkouka	-	1991
CHA	6h4	Achta Yorasse	2:23.23	1997
CHI	6h3	Alejandra Ramos	2:08.42	1987
CHN	4h1	Zhang Jian	2:06.70	1997
CIV	5h3	Céléstine Ndrin	2:07.96	1987
COD	6h3	Noelly Mankatu Bibiche	2:07.62	2004
CRC	4h2	Maureen Stewart	2:07.72	1987
CZE	1	Ludmila Formanová	1:56.90	1999
ESA	5h1	Rosa Évora	2:20.47	1995
ESP	3	Mayte Martínez	1:59.53	2003
ETH	4	Fantu Magiso	2:00.30	2012
FRA	4	Nathalie Thoumas	2:07.63	1985
	4	Elisabeth Grousselle	2:00.74	2006
GAB	6h2	Marlyse Nsourou	2:21.57	2004
GBR	2	Jane Finch	2:04.71	1985
	2	Jenny Meadows	1:58.43	2010
GER	1	Christine Wachtel (GDR)	2:01.32	1987
	1	Christine Wachtel (GDR)	1:59.24	1989
	1	Christine Wachtel	2:01.51	1991
GRE	4h3	Eléni Filánda	2:02.67	2012
GUA	6h1	Cristina Girón	2:22.80	1987
GUM	6h4	Sloan Siegrist	2:22.72	2004
GUY	5s2	Marian Burnett	2:02.27	2008
HUN	5h2	Erszébet Szabó	2:03.37	1989
IND	5	Shiny Abraham	2:08.09	1985
IRL	4s1	Ashling Molloy	2:02.93	1991
ITA	6	Elisa Cusma	2:03.76	2008
JAM	2	Kenia Sinclair	1:59.54	2006
JPN	5s1	Miho Sugimori	2:05.66	2003
KAZ	6h2	Margarita Matsko	2:06.36	2010
KEN	1	Pamela Jelimo	1:58.83	2012
LTU	5	Eglė Balčiūnaitė	2:01.37	2010
MAD	5h2	Fanja Félix	2:08.42	2008
MAR	3	Hasna Benhassi	2:00.34	2006
MDA	5h3	Elena Popescu	2:05.24	2012
MGL	6h1	Myadagmaa Otgontuya	2:20.68	1995
MOZ	1	Maria Mutola	1:57.55	1993
	1	Maria Mutola	1:57.62	1995
	1	Maria Mutola	1:58.96	1997
	1	Maria Mutola	1:59.74	2001
	1	Maria Mutola	1:58.94	2003
	1	Maria Mutola	1:58.50	2004
	1	Maria Mutola	1:58.90	2006

COUNTRY	POSITION	NAME	MARK	YEAR	COUNTRY	POSITION	NAME	MARK	YEAR
NAM	4s2	Agnes Samaria	2:01.29	2003	POL	3	Lidia Chojecka	4:06.25	1997
NED	5	Stella Jongmans	2:01.14	1995		3	Lidia Chojecka	4:05.86	1999
NZL	5	Toni Hodgkinson	2:00.36	1997	POR	2	Carla Sacramento	4:13.02	1995
PAK	6h2	Rabia Ashiq	2:27.03	2012	ROU	1	Doina Melinte	4:05.68	1987
PLE	5h1	Woroud Sawalha	2:51.87	2012		1	Doina Melinte	4:04.79	1989
POL	6	Ewelina Sętowska	2:02.39	2006		1	Gabriela Szabo	4:03.23	1999
POR	5s1	Sandra Teixeira	2:04.38	2001	RSA	7h2	Gwen Griffiths	4:20.52	1997
PUR	5h3	Lysaira del Valle	2:07.58	2008	RUS	1	Yekaterina Podkopayeva	4:09.29	1993
ROU	1	Cristieana Cojocaru	2:04.22	1985		1	Yekaterina Podkopayeva	4:05.19	1997
RUS	1	Mariya Savinova	1:58.26	2010		1	Yuliya Chizhenko	4:04.70	2006
SLO	2	Jolanda Čeplak	1:58.72	2004	SCG	9h2	Sonja Stolić (SRB)	4:19.94	2006
SUI	4s2	Regula Zürcher	2:02.70	1997	SLO	8	Helena Javornik	4:15.76	2001
SUR	3	Letitia Vriesde	2:00.36	1995	SUI	3	Sandra Gasser	4:10.99	1993
SWE	5s1	Malin Ewerlöf	2:01.93	1999	SWE	6	Maria Akra	4:13.10	1993
TAN	4	Lwiza John	2:01.76	2001	TCH	2	Ivana Kubeřová (CZE)	4:06.22	1991
TCH	2	Gabriela Sedláková (SVK)	2:01.85	1987	TUN	5h1	Abir Nakhli	4:13.83	2003
TUR	3h3	Merve Aydin	2:01.19	2012	TUR	3	Aslı Çakır Alptekin	4:08.74	2012
UGA	4h2	Edith Nakiyingi	2:04.88	1993	UKR	5	Irina Lishchynska	4:07.19	2003
UKR	2	Tatyana Petlyuk	2:02.66	2008		5	Natalya Tobias	4:09.03	2004
	2	Natalya Lupu	1:59.67	2012		5	Irina Lishchynska	4:07.82	2006
URS	2	Tatyana Grebenchuk (BLR)	1:59.53	1989	URS	1	Lyudmila Rogachova (RUS)	4:05.09	1991
USA	3	Joetta Clark	1:59.86	1993	USA	1	Regina Jacobs	4:12.61	1995
	3	Joetta Clark	1:59.82	1997		1	Regina Jacobs	4:01.67	2003
	3	Alysia Johnson	1:59.60	2010					
	3	Erica Moore	1:59.97	2012					
YUG	4	Slobodanka Ćolović (CRO)	2:02.33	1987					
ZAM	dq/h1	Evelyn Musonda	-	1991					

1500 Metres

ALB	5h1	Luiza Gega	4:13.45	2012	ARU	11	Lia Melis	10:24.79	1987
ALG	9	Nahida Touhami	4:19.44	2006	AUS	4	Krishna Wood	8:48.38	1987
ARG	8	Mabel Arrua	4:31.15	1995	AUT	11	Susanne Pumper	9:08.64	2003
AUS	5h1	Georgie Clarke	4:13.21	2001	AZE	6	Layes Abdullayeva	8:57.59	2010
AUT	5h2	Theresia Kiesel	4:16.02	1993	BEL	9	Ingrid Delagrange	9:19.45	1987
BLR	4	Natalya Koreyvo	4:10.12	2012	BOL	11	Sandra Cortés	9:47.24	1995
BOL	7h2	Niusha Mansilla	4:20.16	1999	BRN	5	Shitaye Eshete	8:51.88	2012
BRN	2	Maryam Jamal	3:59.79	2008	CAN	1	Debbie Scott	9:04.99	1985
BUL	3	Daniela Yordanova	4:04.19	2008	CHI	9	Alejandra Ramos	9:15.22	1993
CAN	2	Carmen Douma-Hussar	4:08.18	2004	CHN	5	Dong Yanmei	8:41.34	2001
CHN	6h1	Lan Lixin	4:14.64	2001	COL	7	Luz Fabiola Rueda	10:07.18	1985
CZE	6	Andrea Šuldesová	4:06.37	1999	CPV	8h1	Sonia Lopes	11:37.38	2001
DEN	8h1	Heidi Jensen	4:16.31	2001	CZE	dnf	Andrea Šuldesová	-	1999
ESP	2	Natalia Rodríguez	4:08.30	2010	ESP	2	Marta Domínguez	8:42.17	2003
ETH	1	Kutre Dulecha	4:06.40	2004	ETH	1	Berhane Adere	8:40.25	2003
	1	Gelete Burka	3:59.75	2008		1	Meseret Defar	9:11.22	2004
	1	Kalkidan Gezahegne	4:08.14	2010		1	Meseret Defar	8:38.80	2006
	1	Genzebe Dibaba	4:05.78	2012		1	Meseret Defar	8:38.79	2008
FIN	7h1	Mari Järvenpää	4:13.24	2008		1	Meseret Defar	8:51.17	2010
FRA	2	Patricia Djaté-Taillard	4:06.16	1997	FIN	5	Carita Sunell	8:56.11	1991
GBR	2	Kelly Holmes	4:02.66	2003	FRA	1	Marie-Pierre Duros	8:50.69	1991
GER	3	Yvonne Mai (GDR)	4:06.09	1989	GBR	1	Yvonne Murray	8:50.55	1993
GRE	7h2	Konstadína Efedáki	4:17.15	2003	GER	4	Vera Michallek (FRG)	8:49.66	1989
GUA	9	Cristina Girón	4:56.98	1987	GRE	dq	María Tsírba	8:52.21	2003
HUN	4h2	Judit Varga	4:15.99	1999	GUA	10h1	Dina Cruz	9:56.67	2003
	4h1	Judit Varga	4:12.48	2003	HUN	7	Zita Ágoston	9:18.72	1989
IRL	9	Sonia O'Sullivan	4:19.40	2001	IRL	2	Sonia O'Sullivan	8:46.19	1997
ITA	6h2	Elisa Rea	4:17.44	1993	ITA	2	Agnese Possamai	9:09.66	1985
JAM	dnf/h2	Mardrea Hyman	-	2004	JAM	9h2	Korene Hinds	9:15.18	2003
JOR	7	Khadeeja Al-Matari	5:10.87	1985	JPN	10	Akiko Kawashima	9:01.39	1999
JPN	8h2	Minori Hayakari	4:25.03	1999	KEN	1	Hellen Obiri	8:37.16	2012
KEN	5	Irene Jelagat	4:09.57	2010	KGZ	10h1	Viktoriya Poliudina	9:30.76	2010
KGZ	dnf/h1	Lyudmila Derevyankina	-	1993	LIB	11h2	Maria Pia Nehme	10:31.95	2008
LTU	7h1	Irina Krakoviak	4:14.27	2006	MAR	2	Zahra Ouaziz	8:38.43	1999
MAD	dnf/h1	Eliane Saholinirina	-	2010	NED	1	Elly van Hulst	8:33.82	1989
MAR	1	Hasna Benhassi	4:10.83	2001	NZL	4	Dianne Rodger	9:12.68	1985
NED	1	Elly van Hulst	4:11.41	1985	PER	10	Ena Guevara	9:35.64	1987
NZL	6	Dianne Rodger	4:29.38	1985	POL	3	Lidia Chojecka	8:42.59	2006
PAR	9	Lilian López	5:05.10	1995	POR	3	Fernanda Ribeiro	8:49.79	1997
					ROU	1	Gabriela Szabo	8:54.50	1995
						1	Gabriela Szabo	8:45.75	1997
						1	Gabriela Szabo	8:36.42	1999
					RSA	8	René Kalmer	9:04.11	2010

3000 Metres

COUNTRY	POSITION	NAME	MARK	YEAR	COUNTRY	POSITION	NAME	MARK	YEAR
RUS	1	Olga Yegorova	8:37.48	2001	NOR	5s2	Monica Grefstad	8.09	1995
RWA	10h1	Claudette Mukasakindi	9:26.89	2012		5s1	Christina Vukicevic	8.02	2010
SLO	9	Helena Javornik	9:00.92	1999	PER	5h3	Giannina Otoy	11.04	1985
TAN	6	Leticia Mpoghole	9:55.58	1985	POL	5s1	Aurelia Trywianska	7.97	2006
TJK	13	Gulsara Dadabayeva	10:41.43	1995	POR	7s1	Isabel Abrantes	8.14	2001
TUR	dq	Alemitu Bekele	8:53.78	2010	PUR	7h1	Joyce Meléndez	8.45	1993
UAE	11	Saed Alia Mohamed	9:15.74	2012	ROU	5	Mihaela Pogacean	7.95	1989
UGA	9h1	Dorcus Inzikuru	9:21.48	2004	RUS	4	Yuliya Graudyn	8.01	1993
UKR	8	Maryna Dubrova	9:14.34	2004	SEN	6s1	Awa Dioum-N'Diaye	8.77	1985
URS	1	Tatyana Samolenko (UKR)	8:46.52	1987	SIN	8h4	Dipna Lim Prasad	9.00	2012
USA	2	Lynn Jennings	8:55.23	1995	SLO	3	Brigita Bukovec	7.93	1995

60 Metres Hurdles

ALG	6h2	Yasmina Azzizi	8.42	1991	SVK	8s1	Miriám Bobková	8.24	2008
ARG	5s1	Beatriz Capotosto	8.47	1985	SWE	3	Susanna Kallur	7.87	2006
AUS	1	Sally Pearson	7.73	2012	SYR	7h2	Fadwa Al-Boza	9.06	2008
AUT	7	Beate Schrott	8.12	2012	TCH	5h2	Blanka Henesová (CZE)	8.31	1991
BAR	7h1	Andrea Blackett	8.37	2003	THA	5h1	Trecia Roberts	8.34	2001
BEL	5	Eline Berings	8.08	2012	TJK	6h4	Shanna Sokolova	9.39	1997
BIH	7h3	Gorana Cvijetić	8.89	2012	TOG	6h4	Gertrude Lossou	9.62	2010
BLR	3	Alina Talai	7.97	2012	TPE	5h4	Hsu Hsiu-Ying	8.62	1997
BRA	5h3	Maíla Paula Machado	8.29	2003	TTO	5h1	Aleesha Barber	8.35	2012
BUL	2	Yordanka Donkova	7.85	1987	TUR	6s1	Nevin Yanit	8.19	2008
CAF	6h3	Maria-Joëlle Conjunjo	8.65	1999	UKR	6	Yevgeniya Snigur	8.12	2008
CAN	1	Perdita Felicien	7.75	2004	URS	1	Yelizaveta Chernyshova (RUS)	7.82	1989
CGO	7h2	Solène Eboulabeka	8.88	2006		1	Lyudmila Narozhilenko (RUS)	7.88	1991
CHI	7h1	Francisca Guzmán	8.85	2001	USA	1	Anjanette Kirkland	7.85	2001
CHN	6s1	Zhang Yu	8.38	1993		1	Gail Devers	7.81	2003
	6s2	Feng Yun	8.12	2006		1	Lolo Jones	7.80	2008
CUB	1	Aliuska López	7.92	1995		1	Lolo Jones	7.72	2010
CYP	dq/h2	Dimitra Arachoviti	8.49	2012	YUG	6s1	Brigita Bukovec (SLO)	8.16	1991
CZE	5s2	Lucie Škrobáková	8.18	2012					
DEN	7h4	Anne Møller	8.54	2008					
DOM	6h1	Shantia Moss	8.34	2010					
ESA	8h3	Maria Gabriela Carrillo	9.14	2006					
ESP	2	Glory Alozie	7.90	2003					
	2	Glory Alozie	7.86	2006					
FRA	2	Laurence Elloy	8.08	1985					
	2	Monique Ewanjé-Épée	7.90	1991					
GBR	2	Tiffany Porter	7.94	2012					
GER	1	Cornelia Oschkenat (GDR)	7.82	1987					
GHA	4s2	Vida Nsiah	8.03	1997					
GRE	7	Flóra Redómi	7.94	2004					
HAI	5s2	Nadine Faustin-Parker	8.15	2003					
	5s2	Nadine Faustin-Parker	8.07	2006					
HKG	5h2	Cheung Suet-Yee	9.09	1985					
HUN	1	Xénia Siska	8.03	1985					
INA	6h3	Agustina Bawele	8.99	2010					
IRL	1	Derval O'Rourke	7.84	2006					
ISR	5s1	Irina Lenskiy	8.07	2001					
ISV	6h3	Flora Hyacinth	8.85	1991					
ITA	5s1	Micol Cattaneo	8.10	2008					
	5s1	Marzia Caravelli	8.12	2012					
JAM	1	Michelle Freeman	7.82	1997					
JPN	6s2	Yvonne Kanazawa	8.30	1997					
KAZ	1	Olga Shishigina	7.86	1999					
KOR	5h4	Lee Yeon-Gyeong	8.41	2012					
LAT	7h3	Līga Kļaviņa	8.47	2003					
LBR	7s2	Kia Davis	8.25	2008					
LTU	4	Sonata Tamošaitytė	8.03	2012					
LUX	4h5	Véronique Linster	8.37	1997					
MAD	6s2	Nicole Ramalalanirina	8.11	1995					
MAR	6h1	Nezha Bidouane	8.74	1991					
MAS	7h4	Moh Siew Wei	8.81	2003					
MEX	6h1	Sandra Tavares	8.86	1985					
MLI	6h2	Aminata Camara	9.08	1997					
NED	5	Marjan Olijslager	8.12	1987					
NGR	2	Glory Alozie	7.87	1999					

High Jump

AND	26q	Magui Moreno	1.75	1991
ARG	=21q	Solange Witteveen	1.80	1997
AUS	5	Alison Inverarity	1.97	1993
AUT	8	Sigrid Kirchmann	1.93	1995
BEL	5	Tia Hellebaut	1.95	2012
BLR	6	Tatyana Shevchik	1.96	1995
BRA	=8	Orlane dos Santos	1.88	1991
BUL	1	Stefka Kostadinova	1.97	1985
	1	Stefka Kostadinova	2.05	1987
	1	Stefka Kostadinova	2.02	1989
	1	Stefka Kostadinova	2.02	1993
	1	Stefka Kostadinova	2.02	1997
	1	Khristina Kalcheva	1.99	1999
CAN	=3	Debbie Brill	1.90	1985
CHN	=5	Zheng Xingjuan	1.94	2010
COL	17q	Caterine Ibargüen	1.81	2006
CRO	1	Blanka Vlašić	2.03	2008
	1	Blanka Vlašić	2.00	2010
CUB	=3	Silvia Costa	1.90	1985
CZE	2	Zuzana Hlaváčková	1.96	1999
DEN	16q	Pia Zinck	1.90	1997
ESP	2	Ruth Beitía	1.98	2010
EST	=10q	Anna Iljuštšenko	1.89	2010
FIN	15	Katja Kilpi	1.80	1991
FRA	7	Madely Beaugendre	1.91	1989
GBR	5	Diana Davies	1.91	1987
	5	Debbie Marti	1.91	1991
GER	1	Heike Henkel	2.00	1991
	1	Alina Astafei	2.01	1995
GRE	20q	Niki Bakogianni	1.79	1989
	20q	Niki Bakogianni	1.86	1993
HUN	=5	Dóra Györfy	1.93	2001
IRL	=17q	Deirdre Ryan	1.85	2010
ISL	=21q	Thordis Gislióttir	1.80	1991
ITA	2=	Antonietta Di Martino	1.95	2012
JPN	8	Miki Imai	1.85	1999

COUNTRY	POSITION	NAME	MARK	YEAR	COUNTRY	POSITION	NAME	MARK	YEAR
KAZ	5	Marina Aitova	1.95	2008	UKR	9	Anzhela Balakhonova	4.00	1997
KGZ	12q	Tatyana Yefimenko	1.90	2003	USA	1	Stacy Dragila	4.40	1997
KOR	17	Kim Hee-Sun	1.85	1989	Long Jump				
LAT	17q	Valentina Gotovska	1.86	1993	ANT	nm	Rowan Maynard	-	1987
LCA	=15q	Levern Spencer	1.88	2012	AUS	4	Nicole Boegman	6.81	1995
LTU	6	Nelė Žilinskienė	1.95	1997	AUT	7	Ljudmila Ninova	6.70	1993
MDA	=9	Olga Bolshova	1.90	1997	BAH	7	Shonel Ferguson	6.08	1985
MEX	18	Cristina Fink	1.80	1989	BLR	5	Nastassia Ivanova	6.64	2012
NOR	3	Hanne Haugland	2.00	1997	BRA	2	Maurren Maggi	6.89	2008
NZL	=21q	Tania Murray	1.80	1991	BUL	3	Iva Prandzheva	6.78	1999
POL	=3	Danuta Bułkowska	1.90	1985	CAN	15q	Tabia Charles	6.32	2010
ROU	4	Alina Astafei	1.97	1993	CHN	4	Guan Yingnan	6.75	2004
	4	Monica Dinescu	1.93	1999	CUB	5	Niurka Montalvo	6.68	1991
RUS	1	Yelena Slesarenko	2.04	2004		5	Yargelis Savigne	6.51	2006
	1	Yelena Slesarenko	2.02	2006	CZE	9q	Denisa Ščerbová	6.37	2008
SLO	2	Britta Bilač	1.99	1995	DEN	4	Lene Demnitz	6.38	1985
SUI	=16q	Sieglinde Cadusch	1.85	1995	ESA	dns	Ruth Gallardo	-	1987
SVK	5	Maria Melova	1.93	1999	ESP	3	Niurka Montalvo	6.88	2001
SWE	1	Kajsa Bergqvist	2.00	2001		3	Concepción Montaner	6.76	2006
	1	Kajsa Bergqvist	2.01	2003	EST	4	Ksenija Balta	6.63	2010
TCH	13	Šárka Nováková (CZE)	1.85	1991	FIN	4	Ringa Ropo-Junnila	6.69	1989
TPE	nh	Sun Chun-yueh	-	1989	FRA	4	Éloyse Lesueur	6.60	2008
TUR	dns/q	Burcu Ayhan	-	2012	GBR	3	Shara Proctor	6.89	2012
UKR	2	Inga Babakova	2.00	1997	GER	1	Helga Radtke (GDR)	6.88	1985
	2	Inga Babakova	2.00	2001		1	Heike Drechsler (GDR)	7.10	1987
URS	2	Tamara Bykova (RUS)	2.00	1989	GRE	4	Níki Xánthou	6.65	1999
	2	Tamara Bykova (RUS)	1.97	1991	HUN	5	Tünde Vaszi	6.59	1999
USA	1	Chaunté Lowe	1.98	2012	IND	7	Anju Bobby George	6.40	2003
UZB	=7	Nadiya Dusanova	1.91	2010	IRL	16q	Kelly Proper	6.29	2010
YUG	4	Biljana Petrović (CRO)	1.94	1989	ISV	15q	Flora Hyacinth	6.25	1993
Pole Vault					ITA	1	Fiona May	6.86	1997
ARG	nh/q	Alejandra García	-	1997	JAM	10	Cynthia Henry	6.10	1987
AUS	2	Emma George	4.35	1997	JPN	11	Hitomi Takamatsu	6.07	1999
AUT	=18q	Doris Auer	3.70	1997	KAZ	11	Yelena Pershina	6.31	1995
BEL	=14q	Sophie Zubiolo	3.90	1997	LAT	4	Ineta Radēviča	6.54	2006
BRA	1	Fabiana Murer	4.80	2010	NED	7	Edine van Heezik	6.33	1987
BUL	5	Tanya Koleva	4.35	2001	NGR	2	Chioma Ajunwa	6.80	1997
CAN	6	Kelsey Hendry	4.50	2010	NZL	15q	Jane Moffitt	6.06	1991
CHN	3	Cai Weiyan	4.35	1997	PAR	20q	Natalia Toledo	5.31	1993
CUB	7	Yarisley Silva	4.55	2012	PHI	17q	Elma Muros	6.11	1995
CYP	13q	Marianna Zahariadi	4.35	2010	POL	3	Agata Karczmarek	6.71	1997
CZE	1	Pavla Hamáčková	4.56	2001	POR	1	Naide Gomes	7.00	2008
DEN	nh	Caroline Bonde Holm	-	2012	ROU	1	Marieta Ilcu	6.84	1993
ESP	6	Naroa Agirre	4.50	2006	RSA	8	Janice Josephs	6.39	2008
FRA	2	Vanessa Boslak	4.70	2012	RUS	1	Lyudmila Galkina	6.95	1995
GBR	3	Holly Bleasdale	4.70	2012		1	Tatyana Kotova	6.86	1999
GER	1	Nastja Ryshich	4.50	1999		1	Tatyana Kotova	6.84	2003
GRE	=17	Yeoryia Tsilingiri	4.05	1999		1	Tatyana Lebedeva	6.98	2004
HUN	=3	Zsuzsa Szabó	4.35	1999	SEY	21q	Beryl Larame	5.46	1995
ISL	2	Vala Flosadóttir	4.45	1999	SLE	nm/q	Eunice Barber	-	1997
ISR	11	Jillian Schwartz	4.45	2012	SLO	19q	Vladka Lopatic	5.99	1995
ITA	dnf	Carla Bresciani	-	1997	SRI	19q	Nawanage Priyadarshani	6.06	2010
JPN	=12	Masumi Ono	4.20	1999	SUI	10	Monika Stäubli	5.91	1985
MAS	dns/q	Roslinda Samsu	-	2008	SWE	3	Carolina Klüft	6.92	2004
NED	=17	Monique de Wilt	4.05	1999	TUR	9q	Karin Melis Mey	6.62	2012
NOR	=22q	Anita Tomulevski	3.70	1997	UKR	2	Inessa Kravets	6.72	2003
NZL	16q	Melina Hamilton	4.20	2004	URS	1	Galina Chistyakova (RUS)	6.98	1989
POL	2	Anna Rogowska	4.75	2006		1	Larysa Berezhnaya (UKR)	6.84	1991
POR	12q	Elisabete Ansel	4.25	2008	USA	1	Dawn Burrell	7.03	2001
ROU	=14q	Gabriela Mihálcea	3.90	1997		1	Tianna Madison	6.80	2006
RUS	1	Svetlana Feofanova	4.80	2003		1	Brittney Reese	6.70	2010
	1	Yelena Isinbaeva	4.86	2004		1	Brittney Reese	7.23	2012
	1	Yelena Isinbaeva	4.80	2006	UZB	7	Yuliya Tarasova	6.54	2010
	1	Yelena Isinbaeva	4.75	2008	Triple Jump				
	1	Yelena Isinbaeva	4.80	2012	ALG	7	Baya Rahouli	14.31	2003
SUI	8	Nicole Büchler	4.55	2012	ARG	10	Andrea Ávila	13.35	1993
SWE	10q	Kirsten Belin	4.25	2003					

COUNTRY	POSITION	NAME	MARK	YEAR	COUNTRY	POSITION	NAME	MARK	YEAR
AUS	25q	Nicole Mladenis	13.31	2004	GBR	8	Judy Oakes	17.77	1995
BEL	8	Svetlana Bolshakova	14.02	2010	GER	1	Claudia Losch (FRG)	20.45	1989
BLR	12	Natalya Safronova	14.00	2004		1	Kathrin Neimke	19.40	1995
BRA	10q	Keila Costa	14.11	2006	GRE	16q	Kalliopi Ouzoúni	16.59	1997
	10q	Gisele de Oliveira	13.81	2010	HUN	11	Viktória Szélinger	17.10	1989
BUL	1	Tereza Marinova	14.91	2001	IRI	12q	Leyla Rajabi	17.29	2012
CAN	20q	Kelly Dinsmore	12.55	1993	ITA	5	Chiara Rosa	18.68	2008
CHN	2	Li Huirong	13.98	1991	JPN	8	Yoko Toyonaga	15.73	1999
CMR	2	Françoise Mbango	14.88	2003	KOR	11	Lee Myeong-Seon	17.09	2001
CUB	1	Yargelis Savigne	15.05	2008	LTU	14q	Austra Skujytė	17.55	2010
CZE	3	Šárka Kašpárková	14.66	1997	NED	10	Corrie de Bruin	16.90	1995
	3	Šárka Kašpárková	14.87	1999	NZL	1	Valerie Adams/Vili	20.19	2008
DEN	14q	Dorthe Jensen	13.58	1997		1	Valerie Adams	20.54	2012
ESP	6	Concepción Paredes	13.83	1993	POL	2	Krystyna Zabawska	19.00	1999
	6	Carlota Castrejana	14.32	2003	ROU	7	Mihaela Loghin	18.44	1987
EST	11	Virge Naeris	13.40	1995		7	Mihaela Oana	18.07	1995
FIN	18q	Natalia Kilpeläinen	14.02	2004	RUS	1	Svetlana Krivelyova	19.57	1993
FRA	9	Betty Lise	13.96	1997		1	Svetlana Krivelyova	19.08	1999
GBR	1	Ashia Hansen	15.02	1999		1	Larisa Peleshenko	19.84	2001
	1	Ashia Hansen	15.01	2003		1	Irina Korzhanenko	20.55	2003
	1	Yamilé Aldama	14.82	2012		1	Svetlana Krivelyova	19.90	2004
GER	5	Helga Radtke	13.95	1993	SLO	9	Nataša Erjavec	17.41	1995
	5	Petra Lobinger	14.36	1997	SUI	12	Ursula Stäheli	16.98	1987
GRE	2	Chrisopiýi Devetzí	15.00	2008	SWE	15q	Helena Engman	16.79	2008
HUN	nm/q	Ildikó Fekete	-	1993	TCH	7	Sona Vasíková (CZE)	18.52	1989
IND	12q	Mayookha Johnny	13.95	2012	TPE	16q	Lin Chia-Ying	15.77	2008
ISV	12	Flora Hyacinth	11.40	1993	TTO	7	Cleopatra Borel-Brown	18.47	2008
ITA	4	Antonella Capriotti	14.01	1993	TUR	17q	Emel Dereli	16.02	2012
JAM	4	Trecia Smith	14.71	2004	UKR	1	Vita Pavlysh	20.00	1997
	4	Trecia Smith	14.84	2006	URS	1	Natalya Lisovskaya (RUS)	20.07	1985
JPN	13	Maho Hanaoka	12.93	1999		1	Natalya Lisovskaya (RUS)	20.52	1987
KAZ	1	Olga Rypakova	15.14	2010	USA	2	Connie Price-Smith	19.12	1995
LAT	13q	Gundega Sproģe	13.68	1997					
MDA	4	Olga Bolshova	14.17	2001					
NOR	17q	Lene Espegren	13.05	1993					
POR	5	Ana Oliveira	13.22	1991					
ROU	4	Rodica Mateescu	14.65	1997					
RUS	1	Yolanda Chen	15.03	1995					
	1	Inna Lasovskaya	15.01	1997					
	1	Tatyana Lebedeva	15.36	2004					
	1	Tatyana Lebedeva	14.95	2006					
SEN	3	Kéné Ndoye	14.72	2003					
SLO	3	Marija Šestak	14.68	2008					
SRB	12q	Biljana Topić	13.97	2008					
SUD	2	Yamilé Aldama	14.90	2004					
SUI	18q	Claudia Vetsch	13.15	1995					
SVK	6	Dana Veldáková	14.18	2010					
SWE	23q	Camilla Johansson	13.76	2004					
THA	18q	Thitma Muangjan	13.19	2010					
TUR	28q	Sevim Sinmez	13.13	2012					
UKR	1	Inessa Kravets	14.47	1993					
URS	1	Inessa Kravets (UKR)	14.44	1991					
USA	3	Tiombe Hurd	14.19	2001					
UZB	13q	Aleksandra Kotlyarova	13.95	2012					
VEN	16q	Verónica Davis	13.38	2010					
YUG	4	Tamara Malešev (SRB)	13.35	1991					
Shot Put									
AUS	7	Gael Martin	16.71	1985					
BLR	1	Natallia Khoroneko	19.84	2006					
	1	Nadezhda Ostapchuk	20.85	2010					
BRA	11	Elisângela Adriano	17.45	1997					
BUL	nm/q	Radoslava Mavrodieva	-	2012					
CHN	1	Sui Xinmei	20.54	1991					
CUB	2	Yumileidi Cumbá	19.31	2004					
EGY	13	Hanane Khaled	15.05	1989					
ESP	13q	Margarita Ramos	16.88	1997					
FRA	6	Simone Créantor	17.10	1985					
Pentathlon									
AUS	5	Jane Jamieson	4490	1999					
BEL	1	Tia Hellebaut	4867	2008					
BLR	1	Natalya Sazanovich	4850	2001					
BUL	dnf	Svetla Dimitrova	-	1993					
CAN	9	Kim Vanderhoek	3828	1993					
CHN	dnf	Zhu Yuqing	-	1993					
ESP	11	Inma Clopes	4052	1995					
EST	7	Larisa Netšeporuk	4227	2004					
FIN	dnf	Tiia Hautala	-	1997					
FRA	3	Marie Collonvillé	4644	2003					
GBR	1	Jessica Ennis	4937	2010					
GER	1	Sabine Braun	4780	1997					
ITA	9	Karin Perignelli	4223	1997					
KAZ	7	Olga Rypakova	4368	2006					
LAT	7	Līga Kļaviņa	4334	2001					
LTU	3	Austra Skujytė	4679	2004					
	3	Austra Skujytė	4802	2012					
NED	2	Karin Ruckstuhl	4607	2006					
POL	2	Urszula Włodarczyk	4667	1993					
POR	1	Naide Gomes	4759	2004					
ROU	1	Liliana Nastase	4686	1993					
RUS	1	Svetlana Moskalets	4834	1995					
SLE	6	Eunice Barber	4558	1997					
SVK	12	Marcela Podracká	3642	1995					
SWE	1	Carolina Klüft	4933	2003					
TUR	6	Anzhela Kinet	4558	2001					
UKR	1	Lyudmila Blonska	4685	2006					
	1	Natalya Dobrynska	5013	2012					
USA	1	DeDee Nathan	4753	1999					
3000 Metres Walk									
AUS	1	Kerry Saxby-Junna	12:01.65	1989					
AUT	dq/h1	Viera Toporek	-	1991					
BUL	dq/h2	Valeria Todorova	-	1989					

COUNTRY	POSITION	NAME	MARK	YEAR
CAN	3	Ann Peel	13:06.97	1985
	3	Ann Peel	12:38.97	1987
CHN	2	Yan Hong	13:05.46	1985
DEN	9	Karin Jensen	14:40.59	1985
ECU	10	Miriam Ramón	13:24.95	1991
ESP	5	Emilia Cano	13:02.41	1987
FIN	7	Mirva Hämmäläinen	13:08.42	1987
	7	Sari Essayah	12:06.10	1993
FRA	7	Suzanne Griesbach	14:22.21	1985
GBR	8h2	Julie Drake	13:12.01	1993
GER	1	Beate Anders	11:50.90	1991
HUN	5	Anikó Szebenszky	12:27.20	1989
ITA	1	Giuliana Salce	12:53.42	1985
LTU	9	Sada Bukšnienė	12:40.18	1993
MEX	11	Maria Colin	13:23.45	1987
NOR	8	Synnøve Olsen	14:22.40	1985
RUS	1	Yelena Nikolayeva	11:49.73	1993
SVK	8h1	Zuzana Zemková	13:43.89	1993
SWE	5	Anne Jansson	13:47.18	1985
TCH	4	Dana Vavracová (CZE)	13:29.06	1985
	4	Dana Vavracová (CZE)	12:47.49	1987
URS	1	Olga Krishtop (RUS)	12:05.49	1987
USA	6	Teresa Vaill	13:59.56	1985

4x400 Metres Relay

AUS	2	Australia	3:26.87	1999
BLR	2	Belarus	3:29.96	2004
	2	Belarus	3:28.90	2008
BUL	4h1	Bulgaria	3:34.47	2006
CAN	dq	Canada	3:34.2	1993
CHN	5	China	3:39.76	1995
CZE	2	Czech Republic	3:30.27	1995
ESP	4	Spain	3:31.86	1991
FRA	5	France	3:34.05	1991
GBR	1	Great Britain & NI	3:28.76	2012
GER	1	Germany	3:27.22	1991
GRE	6	Greece	3:39.23	2004
IRL	5h1	Ireland	3:34.61	2004
JAM	1	Jamaica	3:27.22	1993
JPN	6	Japan	3:41.47	1999
POL	4	Poland	3:30.52	2004
	4	Poland	3:28.95	2006
ROU	3	Romania	3:30.06	2004
RUS	1	Russia	3:29.29	1995
	1	Russia	3:26.84	1997
	1	Russia	3:24.25	1999
	1	Russia	3:30.00	2001
	1	Russia	3:28.45	2003
	1	Russia	3:23.88	2004
	1	Russia	3:24.91	2006
	1	Russia	3:28.17	2008
SWE	6h1	Sweden	3:34.71	2004
UKR	5	Ukraine	3:30.43	1997
	5	Ukraine	3:36.18	2003
URS	2	USSR	3:27.95	1991
USA	1	United States	3:27.34	2010

Medley Relay

CAN	2	Canada	3:56.34	1993
RUS	dq	Russia	3:49.4	1993
USA	1	United States	3:45.90	1993



BIOGRAPHICAL SUMMARIES

Here are summarised biographies of 240 of the world's leading athletes – in alphabetical order – who may be leading contenders at the 2014 World Indoor Championships. The athletes's name, birthdate, country and principal events are shown along with their personal bests (in bold for key events), most significant achievements (international then domestic) and other data. Heights and weights are shown where most relevant. Marks set up to January 31, 2014 are included.

Meeting Abbreviations

AAA	AAA (English) Championships
COM	Commonwealth Games
ECH	European Championships
ECP	European Cup
EIC	European Indoor Championships
EJC	European Junior Championships
ETCh	European Team Championships
EXC	European Cross Country Championships
NCAA	National Collegiate Athletic Association Championships, USA
OLY	Olympic Games
WCH	World Championships
WCP	World Cup
WIC	World Indoor Championships

WJC	World Junior Championships
WSG	World University Games
WXC	World Cross Country Championships

Additional Abbreviations (see also page 7)

Dec	decathlon
dnq	did not qualify
h	hurdles
Half Mar	half marathon
Mar	marathon
pb	personal best
XC	cross-country

MEN

ADAMS Lyukman (RUS) 12-6-1988 **Triple Jump**
(Lyukman pronounced "Look Man") ... 2012 World indoor bronze

Indoor pb: 17.32 -11. Outdoor pb: 17.53 -12. 1 European Youth Olympic Festival 2005; 1 EJC 2007; 6 ECH 2010; 3 WIC 2012; 9 OLY 2012. 1 Russian indoors & out 2012. Father-Nigerian (former medical student), mother-Russian ... his first sport was basketball

AL-GARNI Mohamed (QAT) 1-7-1992 **1500 Metres**

2010 World Junior bronze ... Qatari record holder indoors
Indoor pb: 3:36.88 -12. Outdoor pb: 3:34.61 -11. 800 pb: 1:46.76 -10. 5 World Youth 2009; ht WCH 2009/2013; 2 Asian Indoor Champs 2010/2012 (2 3000 2012); 3 WJC 2010 (7 800); 3 Arab Games 2011; sf OLY 2012; 2 Asian Champs 2013

ALAMIREW Yewew (ETH) 27-5-1990 **3000 Metres**

Indoor pb: 7:27.80 -11. Outdoor pb: 7:27.26 -11. 5000 pb: 12:48.77 -12. Mile pb: 3:50.43 -11. 2 African Games 5000 2011; 9 WIC 3000 2012; 12 OLY 5000 2012; 9 WCH 5000 2013

AMAN Mohammed (ETH) 10-1-1994 **800 Metres**

DEFENDING IAAF WORLD INDOOR CHAMPION
Full name-Mohammed Aman Geleto
Reigning World Champion indoors & out
Indoor pb: 1:45.05 -13. Outdoor pb: 1:42.53 -12. Mile pb: 3:57.14 -11. 1 Falkirk Cup 2009 (apparently aged 15); dq African Junior 2009 (won it, but he was proved to be underage); 1 African junior 2011; 2 World Youth 2011; 1 WIC 2012; 6 OLY 2012; 1 WCH 2013 (2011-8). In Milan 2011 became the first and only man to defeat David Rudisha at 800m since 2009, and he did so again in Zurich 2012

ARMSTRONG Dylan (CAN) 15-1-1981 **Shot Put**

2011 World Silver ... Commonwealth record holder ... twice Pan-American Champion ... 2010 Commonwealth Games Champion ... ex-hammer thrower
Indoor pb: 21.63 -11. Outdoor pb: 22.21 -11. HT pb: 71.51 -03. 1 Pan-Am Junior HT 99; 2 WJC HT 2000; dnq WCH HT 2001; 1 Pan-Am Games 2007/2011; 4 OLY 2008 (2012-5); 3 WIC 2010 (2012-dnq); 4 IAAF Continental Cup 2010; 1 COM 2010; 2 WCH 2011 (2007-8, 2009-dnq, 2013-3). 1 Canadian 2005-2012 (1 HT 2001/2002). Was at University of Texas ... hometown-Kamloops, BC. 1.93/139kg

(An IOC decision is awaited in the case of his 2008 Olympic result, where he should rightfully be promoted from fourth to bronze, replacing doping offender Andrei Mikhnevich BLR)

BÁBA Jaroslav (CZE) 2-9-1984 **High Jump**

2004 Olympic bronze at age 19 ... 2005 European under-23 Champion ... Czech record holder indoors & out (though he shares the outdoor mark with Jan Zvara)

Indoor pb: 2.37 -05. Outdoor pb: 2.36 -05. =10 World Youth 2001; 8 WJC 2002; =3 WIC 2004 (2003/2008-9, 2010/2012-dnq); 3 OLY 2004 (2008-6, 2012-dnq); 1 under-23 ECH 2005; 2 ETCh 2009 (2011-3=); 5 ECH 2010 (2012-8); 2 EIC 2011 (2009-dnq, 2013-3); 4 WCH 2011 (2003-11, 2005/2009-5=, 2007-8, 2013-dnq). 1 Czech 2003/2005/2009/2011/2012/2013 (1 indoor 2003/2005/2008/2011/2012/2013). 1.99 tall

BARSHIM Mutaz Essa (QAT) 24-6-1991 **High Jump**

Full name-Mutaz Essa Barshim Ahmed
2013 World Championship silver ... shared 2012 Olympic bronze ... the only man to beat Bogdan Bondarenko in 2013
Indoor pb: 2.37 -12. Outdoor pb: 2.40 -13. 1 Asian junior 2010; 1 WJC 2010; 1 Asian Games 2010 & Asian Champs 2011; 1 World Military Games 2011; 1 Pan-Arab 2011; 1 Arab Games 2011; 1 Asian indoor 2012; =9 WIC 2012 (2010-dnq); =3 OLY 2012; 2 WCH 2013 (2011-7). He was born in Doha of a Qatari father and Sudanese mother. 1.89 tall

BEHRENBURCH Pascal (GER) 19-1-1985 **Heptathlon**

In Helsinki 2012 became Germany's first European Champion at Decathlon since Helsinki 1971 ... he had a fear of pole vaulting and used bungee jumping to overcome this phobia

Heptathlon pb: 5604 -06

pbs in Heptathlon events:

60: 7.17i; LJ: 7.21 (7.11i); SP: 16.89 (16.33i); HJ: 2.03 (2.00i); 60H: 8.05i; PV: 5.00 (4.93i); 1000: 2:53.39i

Decathlon pb: 8558 -12. 10 EJC 2003; 2 under-23 ECH 2007; 6 WCH 2009 (2013-11); 1 ECH 2012 (2006-5); 10 OLY 2012. Younger sister-Miriam is an international rower. 1.96/94g

BIRGEN Bethwel (KEN) 6-8-1988 **1500 Metres**

Indoor pb: 3:34.65 -12. Outdoor pb: 3:30.77 -13. Mile pb: 3:50.42 -13. 3000 pb: 7:39.65 -10. 800 pb: 1:48.32 -11. ht WIC 2012; sf WCH 2013

BIRMINGHAM Collis (AUS) 27-12-1984 **3000 Metres**

Eighth at 2013 World Cross Country Championships
Outdoor pb: 7:35.45 -12. 5000 pb: 13:09.57 -12. 10,000 pb:

27:29.73 -09. Half Mar pb: 60:56 -13. ht OLY 5000 2008/2012; 6 IAAF Continental Cup 5000 2010; 6 COM 5000 2010 (9 10,000); 24 WCH 10,000 2013 (2009-dnf, 2011-ht). 1 Australian 5000 2009; 1 Scottish 1500 2007/2008/2009. At WXC: 2003-84J, 2007-67, 2008-73, 2009-29, 2010-83, 2013-8

BONDARENKO Bogdan (UKR) 30-8-1989 High Jump

New World Champion and clearcut world #1 with 14/15 wins ... 2.41 in Lausanne 2013, the world's highest jump since 1994

Indoor pb: 2.27 -09. Outdoor pb: 2.41 -13. 1 World Schools Games 2006; 1 WJC 2008 (2006-3); 9 EIC 2009; 1 under-23 ECH 2011; 11 ECH 2012; 7 OLY 2012; 1 ETCh 2013; 1 WCH 2013 (2011-dnq). 1 Ukrainian 2011. In November 2009 he had surgery on his take-off foot, then after two months more surgery on both feet ... spent almost all of 2010 walking and training in an orthopedic boot and managed to jump 2.10 while wearing the boot ... Coach/father Viktor Bondarenko was a 7500 point decathlete. 1.97 tall

BRENES Nery (CRC) 25-9-1985 Men's 400 Metres

DEFENDING IAAF WORLD INDOOR CHAMPION (Brenes pronounced "Bren-Nez") ... 2011 Pan-American Champion ... 2012 World Indoor Champion

Indoor pb: 45.11 -12. Outdoor pb: 44.65 -11. 200 pb: 20.33 -12. sf WCH 2007/2011/2013 (2005-ht); sf OLY 2008 (2012-ht); 1 Central American Games 2010/2011; 1 Central American & Caribbean Games 2010; 1 IAAF Continental Cup 2010; 1 Pan-Am Games 2011 (from lane 1); 1 WIC 2012 (2008/2020-4). Ankle surgery in 2013

BROWN Chris (BAH) 15-10-1978 400 Metres

First leg for Bahamas relay team which beat the Americans at the London Olympics (he said waiting for the race to finish was the longest two minutes of his life)

Indoor pb: 45.78 -06. Outdoor pb: 44.40 -08. ht COM 800 98; qf OLY 2000 (3 4x400); 1 WCH 4x400 2001 (2003-3, 2005/2007-2); 7 COM 2002 (3 4x400); sf OLY 2004; 4 WCH 2005/2007 (2001-ht, 2003-sf, 2009-5, 2011/2013-sf); 4 COM 2006; 1 Pan-Am Games 2007 (2011-7); 4 OLY 2008 (2 4x400); 1 WIC 2010 (2003-sf, 2006/2008/2012-3); 4 OLY 2012 (1 4x400). Bahamas record holder at 400m & 800m (1:49.54 -98) Youngest of seven children ... his parents Nola & Harcourt were both sprinters ... based-Atlanta. 1.78 tall

CARTER Nesta (JAM) 10-11-1985 60 Metres

2013 World 100m bronze ... relay golds from Beijing 2008, Daegu 2011, London 2012 & Moscow 2013

Indoor 60 pb: 6.49 -12. Outdoor 100 pb: 9.78 -11. 200 pb: 20.25 -10. sf WJC 200 2004; 2 WCH 4x100 2007 (sf 100); 1 OLY 4x100 2008/2012; 7 WCH 100 2011 (cramp); 1 WCH 4x100 2011; 2 WIC 60 2012 (2010-7); 3 WCH 100 2103 (1 4x100). Ran in heats of 2004 World Junior 4x100, so awarded silver won by Jamaica in final. He is a keen cricketer

CENTROWITZ Matthew (USA) 18-10-1989 1500 Metres

Medals at the last two outdoor World Championships

Indoor pb: 3:36.65 -13. Outdoor pb: 3:31.96 -12. 5000 pb: 13:47.73 -10. 800 pb: 1:45.86 -13. 1 Pan-American junior 2007; 11 WJC 5000 2008; 7 WIC 2012; 4 OLY 2012; 2 WCH 2013 (2011-3). 1 US 2011; 1 NCAA 2011. His father-Matt Centrowitz was 1979 Pan-American Games Champion at 5000m ... his sister Lauren is also an international middle distance runner

CHAMBERS Dwain (GBR) 5-4-1978 60 Metres

World 100m finalist in 1999, 2001 & 2009, but achievements in 2002-2003 annulled because of doping violations

Indoor pb: 6.42 -09. Outdoor 100 pb: 9.97 -99. 200 pb: 20.31 -01. 1 EJC 100/4x100 95/97; 2 ECH 100 98 (1 4x100); 3 WCP 100 98 (1 4x100); sf COM 100 98 (1 4x100); 1 ECP 100 99 (2002-dq); 3 WCH 100 99 (2 4x100); 4 OLY 100 2000 (2012-sf); 4 WCH 100 2001 (sf 200); 1 Goodwill Games 100 2001; dq COM 100 2002 (originally 8th); dq ECH 100 2002 (1st); dq

WCP 100 2002 (5th); dq WCH 100 2003 (4th); 7 ECH 100 2006 (1 4x100); 1 EIC 60 2009 (2011-2, 2013-ht); 1 ETCh 100/200 2009 & 100 2010; 6 WCH 100 2009; 1 WIC 60 2010 (2008-2=); 5 ECH 100 2010; 2 ETCh 100 2011; sf WCH 100 2011/2013. 1 AAA 100 2000/2001. 1 UK indoor 60 2008/2009/2010/2011/2012; 1 UK 100 2008/2010/2011/2012/2013

CLARKE Lerone (JAM) 12-6-1981 60 Metres

2010 Commonwealth Champion & 2011 Pan-American Champion at 100m ... wears gloves while racing

Indoor pb: 6.47 -12. Outdoor 100 pb: 9.98w -10, 9.99 -09/12. 200 pb: 20.89 -10. 4 WCH 4x100 2005; sf WIC 60 2006 (2008/2010-ht); 2 Central American & Caribbean Champs 100 2009; 3 Central American & Caribbean Games 100 2010; 1 COM 100 2010 (2 4x100); 1 Pan-Am Games 100 2011. Graduate of Visual Arts & PE from Lincoln University, Missouri. 1.66 tall

CLAYE Will (USA) 13-6-1991 Triple Jump

DEFENDING IAAF WORLD INDOOR CHAMPION

In London 2012 became the first man since 1936 to win Olympic medals in both horizontal jumps

Indoor pb: 17.70 -12. LJ: 8.24 -12. Outdoor pb: 17.62 -12. LJ pb: 8.29 -11.100 pb: 10.53w -11/12. 1 Pan-Am junior TJ 2009; 3 WCH TJ 2011 (9 LJ); 1 WIC TJ 2012 (4 LJ); 2 OLY TJ 2012 (3 OLY 2012); 3 WCH TJ 2013

COMPAORÉ Benjamin (FRA) 5-8-1987 Triple Jump

Sixth at London Olympics

Indoor pb: 17.14 -12. Outdoor pb: 17.31 -11. LJ pb: 7.88 -08. 5 EJC 2005; 1 WJC 2006; dnq EIC 2007/2013; 5 ECH 2010; 8 WCH 2011; 6 WIC 2012; 6 OLY 2012. 1 French indoor 2012. Father from Burkina Faso

CUTTS Luke (GBR) 13-2-1988 Pole Vault

2009 European under-23 silver ... British record holder indoors

Indoor pb: 5.83 -14. Outdoor pb: 5.70 -13. 9 WJC 2006; nh EJC 2008; 2 under-23 ECH 2009; dnq WCH 2009; nh COM 2010; dnq ECH 2012. 1 AAA junior 2006; 1 English under-23 2008/2009/2010; 1 UK 2009/2013 (2 indoors 2007/2009/2011/2013); 1 English 2010. 1.87 tall

da SILVA Mauro (BRA) 26-12-1986 Long Jump

DEFENDING IAAF WORLD INDOOR CHAMPION

Full name-Mauro Vinicius da Silva

Indoor pb: 8.28 -12. Outdoor pb: 8.31 -13. 100 pb: 10.40 -07. 3 Ibero-American 2010; 1 WIC 2012; 7 OLY 2012 (2008-dnq); 1 South American 2013; 5 WCH 2013. 1 Brazilian 2010/2012/2013. He used to play football for Sao Paulo

DAL MOLIN Paolo (ITA) 31-7-1987 60 Metres Hurdles

2013 European indoor silver

Indoor pb: 7.51 -13. Outdoor 110H pb 13.67 -11. sf WIC 2012; sf ECH 2012. 1 Italian under-23 indoor 2009; 1 Italian 2012 indoors & out

DARIEN Garfield (FRA) 22-12-1987 60 Metres Hurdles

European silvers indoors & out

Indoor pb: 7.56 -11. Outdoor 110H pb: 13.15 -12. 7 WJC 2004; 1 EJC 2007; sf WCH 2009; sf WIC 2010; 2 ECH 2010/2012; 2 EIC 2011 (2009-6); sf OLY 2012. 1 French 2012. His father/coach Daniel Darien clocked 13.76 in 1987

DASAOLU James (GBR) 5-9-1987 60 Metres

Name pronounced "Das-a-o-loo" (four syllables)

2013 World 100m finalist ... 2013 European indoor silver at 60 metres, just six thousandths behind Jimmy Vicaut (FRA)

Indoor pb: 6.48 -13. Outdoor 100 pb: 9.91 -13. sf ECH 100 2010; sf OLY 100 2012; 2 EIC 60 2013; 1 ETCh 4x100 2013; 8 WCH 100 2013. 1 English under-23 100 2008; 2 UK 100 2010; 1 UK indoor 60 2013. Graduate of Leisure Management from Loughborough University

DONG Bin (CHN) 22-11-1988

Twice Asian Indoor Champion

Indoor pb: 17.01 -11/12. Outdoor pb: 17.38 -12. dnq WJC 2006; 8 WSG 2011 (2009-11); 1 Asian Indoor Champs 2010/2012; 5 Asian Champs 2011; 8 WIC 2012; 10 OLY 2012; 9 WCH 2013

Triple Jump

(2011/2012-2). Attends Louisiana State University where he is a student of Sports Management

DROUIN Derek (CAN) 6-3-1990

Olympic & World Championship bronzes ... Canadian record holder

Indoor pb: 2.35 -13. Outdoor pb: 2.38 -13. 110H pb: 13.87w, 14.04 -13. 10 World Youth 2007; 1 Pan-Am junior 2009; =3 OLY 2012; 3 WCH 2013. 1 Canadian 2012. 1 NCAA indoor 2010/2011; 1 NCAA 2010/2013. 1.93 tall

Described by Dwight Stones as "maybe one of the best technicians in the event today"

High Jump**FRASER Warren (BAH) 8-7-1991****60 Metres**

Indoor pb: 6.54 -14. Outdoor 100 pb: 10.18 -12. 200 pb: 20.85 -12. sf World Youth 100 2007; ht OLY 100 2012. Attends Clemson University

DUDAŠ Mihail (SRB) 1-11-1989

Serbian record holder ... 2013 European indoor bronze

Heptathlon pb: 6099 -13**pbs in Heptathlon events:**

60: 6.91i; LJ: 7.63 (7.55i); SP: 14.39i; HJ: 2.08i; 60H: 8.13i; PV: 4.90 (4.80i); 1000: 2:39.04i

Decathlon pb: 8275 -13. 15 EJC 2007; 3 WJC 2008; 3 under-23 ECH 2009/2011; 7 IAAF Continental Cup HJ 2010; 6 WCH 2011 (2013-14); 4 ECH 2012 (2010-dnf); dnf OLY 2012; 3 EIC 2013. 1.83/79kg

Heptathlon**DUTRA Augusto (BRA) 16-7-1990**Full name-Augusto Dutra da Silva de Oliveira
South American record holder indoors & out

Indoor pb: 5.71 -13. Outdoor pb: 5.82 -13. 1 South American junior 2009; 2 Ibero-American 2012; 11 WCH 2013. 1 Brazilian 2013. Four South American records in 2013 (two in and two out), though his outdoor record of 5.82 was improved to 5.83 at the 2013 South American Championships by his younger compatriot Thiago Braz da Silva

Pole Vault**EATON Ashton (USA) 21-1-1988**

Olympic Champion, World Champion & world record holder indoors & out

Heptathlon pb: 6645 -12**pbs in Heptathlon events:**

60: 6.66i; LJ: 8.23 (8.16i); SP: 15:40 (14.56i); HJ: 2.11i; 60H: 7.60i; PV: 5.30 (5.26i); 1000: 2:32.67i

Decathlon pb: 9039 -12. 1 WIC 2012; 1 OLY 2012; 1 WCH 2013 (2009-18, 2011-2). 1 US 2011/2012/2013 & indoor LJ 2012. In 2010 broke Dan O'Brien's world indoor heptathlon record which has stood since 1993, then broke it again in 2011 & 2012 ... studied Psychology at the University of Oregon ... he is a black belt in TaeKwondo ... wife-Brianne Theisen CAN was 2013 World heptathlon silver medallist ... they live in Eugene, Oregon. 1.85/86kg

Heptathlon**FILIPPÍDIS Konstadínos (GRE) 26-11-1986**

Greek record holder indoors & out

Indoor pb: 5.83 -13. Outdoor pb: 5.82 -13. 4 World Youth 2003; 4 WJC 2004; 2 EJC 2005; 2 WSG 2005; 4 ETCh 2009/2010; 9 WSG 2009; =4 WIC 2010; 6 WCH 2011 (2009-dnq, 2013-10); 7 OLY 2012; 4 ECH 2013 (2006/2010-dnq, 2012-5). 1 Greek 2005//2009/2010/2012 (1 indoor 2005/2007/2010/2011/2012/ 2013). Served 19-month doping suspension 2007-2009 ... ex-gymnast. 1.88 tall

Pole Vault**FORBES Damar (JAM) 18-9-1990**

2013 US Collegiate Champion at long jump, he also led off the Louisiana State sprint relay team which placed fourth

Indoor pb: 8.21 -13. Outdoor pb: 8.35w, 8.25 -13. 100 pb: 10.51 -13. 2 Central American & Caribbean Champs 2011; 8 WCH 2013 (2011-dnq). 1 Jamaican 2012/2013. 1 NCAA 2013

Long Jump**FYODOROV Aleksey (RUS) 25-5-1991****Triple Jump**

2010 World Junior Champion ... 2013 European Team Champion - ... 2013 World Student Games Champion

Indoor pb: 17.05 -11. Outdoor pb: 17.19 -12. 2 World Youth 2007; 1 EJC 2009; 1 WJC 2010; 4 ECH 2012; 3 EIC 2013; 1 ETCh 2013 (2009-8, 2010-5, 2011-nm); 2 WSG 2013; 1 under-23 ECH 2013 (2011-2); 5 WCH 2013 (2011-dnq). 1 Russian 2011/2013. Attends Smolensk State Academy of Physical Culture, Sports and Tourism ... his father, Leonid and mother Tatyana were both triple jumpers

GEBREMESKEL Dejen (ETH) 24-11-1989**3000 Metres**

2012 Olympic silver at 5000m when he ran the last lap as fast as Mo Farah (52.9), but was trapped in a box at the bell – "I lost the gold there"

Indoor pb: 7:34.14 -12. Outdoor pb: 7:45.9 -10. 5000 pb: 12:46.81 -12. 10,000 pb: 26:51.02- 13. 3 WJC 5000 2008; 3 WCH 5000 2011; 5 WIC 3000 2012 (2010-10); 2 OLY 5000 2012; 16 WCH 10,000 2013. At WXC: 2008-18J. Great on last laps: outkicked Mohamed Farah at 2011 Boston indoor 3000m with only one shoe, then a 53.7 last 400m to defeat Bernard Lagat in 2011 New York 5000m. From Gulomakeda in the Tigray Region of Northern Ethiopia

GEBRHIWET Hagos (ETH) 11-5-1994**3000 Metres**

Full name-Hagos Gebrhiwet Berhe

2013 World silver at 5000m (after passing all three Kenyans and Bernard Lagat in the closing stages)

Indoor pb: 7:32.87 -13. Outdoor 3000 pb: 7:30.36 -13. 5000 pb: 12:47.53 -12. 5 World Youth 3000 2011; 11 OLY 5000 2012 (was pressurising Mo Farah at the bell, but then fell back with a sore heel); 2 WCH 5000 2013

Like Olympic silver medallist Dejen Gebremeskel, he is from the Tigray Region of Northern Ethiopia; when he was a child he was given a scarified marking of a cross on his forehead to identify him as Tigrayan

GRABARZ Robbie (GBR) 3-10-1987**High Jump**

Grabarz pronounced "Gra - Bars"

Shared 2012 Olympic bronze ... in 2012 became Britain's first European High Jump Champion outdoors since 1950

Indoor pb: 2.34 -12. Outdoor pb: 2.37 -12. dnq EJC 2005; 12 WJC 2006; =6 WIC 2012; 1 ECH 2012; =3 OLY 2012; 6 EIC 2013 (2011-dnq); 8 WCH 2013. 1 English 2010/2011; 1 UK 2012/2013; 1 UK indoor 2013. Winner of the 2012 Diamond Race ... born-Enfield ... Polish grandfather. 1.91 tall

His best before 2012 was 2.28, in 2012 he jumped eight personal bests of 2.29i, 2.30i, 2.31i, 2.31, 2.33, 2.34, 2.36 & 2.37

GRECO Daniele (ITA) 1-3-1989**Triple Jump**

Fourth at 2012 Olympics ... improved to 17.70 when winning 2013 European indoor title

Indoor pb: 17.70 -13. Outdoor pb: 17.67w, 17.47 -12. 100 pb: 10.38 -06. 12 EJC 2007; 4 WJC 2008; 1 under-23 ECH 2009 (2011-4); dnq WCH 2009/2013; dnq ECH 2010/2012; 5 WIC 2012 (2010-dnq); 4 OLY 2012; 1 EIC 2013 (2011-8); 1 Mediterranean Games 2013 (2009-3). 1 Italian 2012. Coach-Raimondo Orsini

HEATH Garrett (USA) 3-11-1985**1500 Metres**

Seventh at 2010 World Indoor 1500m ... 2013 US Road Mile Champion

Indoor pb: 3:38.61 -12. Outdoor pb: 3:34.12 -13. Mile pb: 3:53.15 -13. 3000 pb: 7:47.04 -13. 5000 pb: 13:20.01 -13. 7 WIC 1500 2010. 2 NCAA 2009 (2007-7, 2008-6). He was twice Minnesota State Champion in Nordic skiing ... was at Stanford University (where he now works as an assistant coach) In September 2013 he won the Great North CityGames Mile and then went on to place third in the Fifth Avenue Mile

HOFFA Reese (USA) 8-10-1977 **Shot Put**
2006 World Indoor Champion ... 2007 World Champion, also that year, he had the world's longest put, 22.43

Indoor pb: 22.11 -06. Outdoor pb: 22.43 -07. HT pb: 60.05 -02. 9 WSG 2001; 1 Pan-Am Games 2003; 1 WIC 2006 (2004/2008-2); 2 WCP 2006; 1 WCH 2007 (2003-dnq, 2009/2011/2013-4); 3 OLY 2012 (2004-dnq, 2008-6). 1 US indoor 2006/2012 & outdoor 2007/2008/2012. Studied Health & PE at the University of Georgia ... lives-Athens, Georgia ... married hammer thrower Renata Foerst on November 26, 2005. 1.80/147kg

HOLUŠA Jakub (CZE) 20-2-1988 **800 Metres**
2012 World indoor silver ... twice fifth at European Championships

Indoor pb: 1:46.09 -10. 1500 pb: 3:41.48 -08. Outdoor 800 pb: 1:45.12 -12. 1500 pb: 3:38.10 -11. 400 pb: 47.29 -10. 3000SC pb: 8:50.30 -07. 7 World Youth 2000SC 2005; 1 EJC 3000SC 2007; ht OLY 800 2008; 8 ETCh 800 2009; 3 under-23 ECH 1500 2009; 5 ECH 800 2010/2012; 5 EIC 1500 2011; 6 ETCh 1500 2011; 2 WIC 800 2012 (2010-5); 5 ECH 800 2012; ht OLY 800 2012. 1 Czech indoor 800 2010. At EXC: 2005-75J, 2007-42J

HOLZDEPPE Raphael (GER) 28-9-1989 **Pole Vault**
2013 World Champion ... 2012 Olympic bronze ... 2012 European bronze

Indoor pb: 5.82 -12/13. Outdoor pb: 5.91 -12/13. nh EJC 2007; 1 WJC 2008 (2006-5); 3 ECH 2012 (2010-9); 3 OLY 2012 (2008-8); 8 EIC 2013; 1 WCH 2013 (2011-dnq). 1.81 tall

IBRAHIMOV Hayle (AZE) 18-1-1990 **3000 Metres**
TRANSFEREE – Formerly Haile Desta Hagos ETH
2011 European indoor 3000m silver ... 2010 European 5000m bronze ... double European Junior Champion in 2009

Indoor pb: 7:39.59 -13. Outdoor 3000 pb: 7:45.92 -12. 5000 pb: 13:11.34 -12. 10,000 pb: 30:03.37 -11. 1 EJC 5000/10,000 2009; ht WIC 3000 2010; 3 ECH 5000 2010 (2012-6); dnf under-23 ECH 5000 2011; ht WIC 3000 2012; 9 OLY 5000 2012; 1 WSG 5000 2013; 1 EIC 3000 2013 (2011-2). At EXC: 2012-8u23

IGUIDER Abdelaati (MAR) 25-3-1987 **1500 Metres**
DEFENDING IAAF WORLD INDOOR CHAMPION
2012 Olympic bronze at 1500m, Morocco's only medal at London 2012 across all sports, he was also in at the kill for the 5000m final

Indoor pb: 3:34.10 -12. Outdoor pb: 3:31.47 -09. Mile pb: 3:51.78 -12. 3000 pb: 7:41.95 -07. 5000 pb: 13:09.17 -12. 1 WJC 2004 (2006-2); 5 WCH 2011 (2007-ht, 2009/2013-sf); 1 WIC 2012 (2010-2); 3 OLY 2012 (2008-5); 6 OLY 5000 2012. At WXC: 2005-30J

IVANOV Georgi (BUL) 13-3-1985 **Shot Put**
Former World Youth & World Junior Champion ... in 2013 with 21.06 then 21.09, he broke the Bulgarian record of 21.01 which had stood to Georgi Todorov since 1988

Indoor pb: 20.81 -14. Outdoor pb: 21.09 -13. 1 World Youth 2001; 3 EJC 2003; 1 WJC 2004 (2002-dnq); 4 under-23 ECH 2005/2007; dnq ECH 2010/2012; dnq OLY 2012; dnq EIC 2013; 8 WCH 2013. 1 Balkan indoors & out 2013. 1 Bulgarian 2007/2008/2009/2011/2012 (1 indoors 2007-2013). 1.88/108kg

KASYANOV Oleksiy (UKR) 26-8-1985 **Heptathlon**
2009 European Indoor silver ... 2012 World indoor silver ... 2012 European silver ... twice seventh at Olympics

Heptathlon pb: 6254 -10

pbs in Heptathlon events:

60: 6.83i; LJ: 8.04i; SP: 15.72 (15.38i); HJ: 2.08i; 60H: 7.85i; PV: 4.82 (4.80i); 1000: 2:42.41i

Decathlon pb: 8479 -09. 4 under-23 ECH 2007; 4 WSG 2007; 7 OLY 2008/2012; 2 EIC 2009; 3 ECP 2009; 4 WCH 2009 (2011-12, 2013-dnf); 2 WIC 2012 (2010-6); 2 ECH 2012 (2010-dnf). Dropped to fourth in 2009 Worlds after holding second place for eight events (his javelin let him down, only 49.00 there). His partner is World Heptathlon Champion Hanna Melnychenko. 1.91/84kg

KIMMONS Trell (USA) 13-7-1985 **60 Metres**
Twice fourth at World Indoor 60m finals ... his actual first name is David, "Trell" comes from his middle name "Pretrell"

Indoor pb: 6.45 -12. Outdoor 100 pb: 9.92w, 9.95 -10. 200 pb: 20.32w -05, 20.37 -09. 400 pb: 47.53 -10. 1 WJC 4x100 2004; 4 WIC 60 2010/2012; sf WCH 100 2011; 2 OLY 4x100 2012. 1 US indoor 60 2012. Lives-Mississippi

KIPLAGAT Silas (KEN) 20-8-1989 **1500 Metres**
2010 Commonwealth Games Champion ... 2011 World silver

Indoor pb: 3 :35.26 -12. Outdoor pb: 3:29.27 -10. Mile pb: 3:49.39 -11. 800 pb: 1:44.8 -12. 3000 pb: 7:39.94 -10. 10K pb: 28:00 -09. 4 African Champs 2010; 1 COM 2010; 2 WCH 2011 (2013-6); 6 WIC 2012; 7 OLY 2012. 1 Kenyan 2011 (2010-2). He did not run at all when in high school and started training seriously as a runner in 2008

He was the world #1 on the circuit in 2012 with wins at Doha, London, Lausanne, Brussels and Rieti

KITUM Timothy (KEN) 20-11-1994 **800 Metres**
2012 Olympic bronze in 1:42.53 at age 17

Indoor pb: 1:45.96 -12. Outdoor pb: 1:42.53 -12. 3 World Youth 2011; 1 Commonwealth Youth Games 2011; sf WIC 2012; 2 WJC 2012; 3 OLY 2012

KOECH Isiah (KEN) 19-12-1993 **3000 Metres**
Full name-Isiah Kiplangat Koech

Fifth at London 2013, fourth at Daegu 2011, third at Moscow 2013

Indoor pb: 7:32.89 -12. Outdoor 3000 pb: 3000 pb: 7:30.43 -12. 5000 pb: 12:48.64 -12. 10,000 pb: 27:17.03 -12. 1 World Youth 3000 2009; 5 OLY 5000 2012; 3 WCH 5000 2013 (2011-4). At WXC: 2010-4J, 2011-10J. 1 Kenyan 5000 2011

KOLAŠINAC Asmir (SRB) 15-10-1984 **Shot Put**
2013 European Indoor Champion ... he is one of three men from three different eras who now share the Serbian indoor shot put record of 20.64: Vladimir Milić (1982), Dragan Perić (1994) & himself in 2012

Indoor pb: 20.64 -12. Outdoor pb: 20.85 -12. 3 WSG 2009 (2007-6); dnq WIC 2010/2012; 1 Balkan 2011 (2013-2); 3 ECH 2012 (2010-8); 7 OLY 2012 (2008-dnq); 1 EIC 2013 (2011-dnq); 10 WCH 2011/2013. 1 Serbian 2008/2010/2011/2012/2013 & Croatian 2012. Born-FYR of Macedonia, studied in Bosnia-Herzegovina, lives-Serbia. 1.87/135kg

KSZCZOT Adam (POL) 2-9-1989 **800 Metres**
Twice European Indoor Champion ... 2010 World indoor bronze 2010 European bronze

Indoor pb: 1:44.57 -12. Outdoor pb: 1:43.30 -11. 400 pb: 46.51 -11. 3 EJC 2007; 4 WJC 2008; 4 EIC 2009; 1 under-23 ECH 2009/2011; 3 WIC 2010; 3 ECH 2010; 1 EIC 2011/2013; 1 ETCh 2011/2013 (2009-9); 6 WCH 2011 (2009/2013-sf); sf OLY 2012. 1 Polish 2010/2012 (1 indoor 2009/2010/2011/2012)

KUDLIČKA Jan (CZE) 29-4-1988**Pole Vault**

Czech record holder ... Olympic finalist in Beijing & London
Indoor pb: 5.77 -13. Outdoor pb: 5.83 -13. 6 World Youth 2005; 5 WJC 2006; =8 under-23 ECH 2009; 6 ECH 2012 (2010-10); 8 OLY 2012 (2008-10); 5 EIC 2013; 7 WCH 2013 (2009-dnq). 1 Czech 2008/2010/2011/2012/2013 (1 indoors 2011/2012/2013). 1.83 tall

KYNARD Erik (USA) 3-2-1991**High Jump**

(The "Kyn" pronounced as in next of kin)
 Surprise Olympic silver in 2012
Indoor pb: 2.33 -11/14. Outdoor pb: 2.37 -13. dnq WJC 2008; 2 Pan-American junior 2009; 2 OLY 2012; 5 WCH 2013 (2011-dnq). 1 NCAA 2011/2012 (representing Kansas State University); 1 US 2013. 1.93 tall
 "I like to have fun when I jump" – he has been known to compete in a paper crown and / or brightly coloured striped socks ... the socks

LAGAT Bernard (USA) 12-12-1974**3000 Metres**

DEFENDING IAAF WORLD INDOOR CHAMPION
 2007 World Champion at 1500m & 5000m ... three times World Indoor Champion at 3000m ... 2000 Olympic 1500m bronze & 2004 silver for Kenya, now representing the USA
Indoor pb: 7:32.43 -07. Outdoor 3000 pb: 7:29.00 -10. 5000 pb: 12:59.92 -12. 1500 pb: 3:26.34 -01. Mile pb: 3:47.28 -01. 1 WSG 1500 99; 2 WCH 1500 2001; 1 African Champs 1500 2002; 1 WCP 1500 2002; 2 WIC 1500 2003; 1 WIC 3000 2004/2010/2012 (2001-6); 2 OLY 1500 2004 (2000-3, 2008-sf); 1 WCH 1500/5000 2007; 2 WCH 5000 2009 (3 1500); 2 WCH 5000 2011; 4 OLY 5000 2012 (2008-9); 6 WCH 5000 2013. 1 US indoor 3000 2010/2011/2012. Was at Washington State University where he obtained degrees in both Management Information Systems and Decision Science ... married Gladys Tom on October 10, 2004, their son Miika Kimutai Lagat born January 12, 2006, and daughter Gianna born November 2, 2008

LAPIERRE Fabrice (AUS) 17-10-1983**Long Jump**

In 2010 won at both the World Indoor Championships & Commonwealth Games
Indoor pb: 8.19 -10. Outdoor pb: 8.78w, 8.40 -10. 100 pb: 10.48w, 10.56 -04. 2 WJC 2002; 8 WCP 2006; dnq OLY 2008; 4 WCH 2009 (2011/2013-dnq); 1 WIC 2010; 7 IAAF Continental Cup 2010; 1 COM 2010 (2006-3=). 1 NCAA 2005 (2006-2). 1 Australian 2009/2010. Graduate in Sciences from Texas A&M (Agricultural and Mechanical) University ... born-Mauritius, moved to Sydney at age 2

LAURO Germán (ARG) 2-4-1984**Shot Put**

Full name-Germán Luján Lauro
 South American record holder & 2012 Olympic finalist, also world class at Discus
Indoor pb: 20.40 -12. Outdoor pb: 21.26 -13. DT pb: 63.55 -12. 1 South American SP 2007/2009/2011/2013 (1 DT 2007/2009/2013); 4 Pan-American Games DT 2007 (5 SP); dnq OLY SP 2008; dnq WCH SP/DT 2009; 3 Pan-American Games SP 2011; 6 WIC SP 2012; 1 Ibero-American SP/DT 2012; 6 OLY SP 2012 (dnq DT); 7 WCH SP 2013 (2011-dnq). 1.85/115kg

LAVILLENIE Renaud (FRA) 18-9-1986**Pole Vault**

DEFENDING IAAF WORLD INDOOR CHAMPION
 2012 Olympic Champion ... twice European Champion ... twice European Indoor Champion ... but still no gold from an outdoor World Championships
Indopb: 6.08 -14. Outdoor pb: 6.02 -13. 10 under-23 ECH 2007; 1 EIC 2009/2011/2013; 1 ETCh 2009/2010 (2011-5); 1 ECH 2010/2012; 1 WIC 2012 (2008/2010-dnq); 1 OLY 2012; 2 WCH 2013 (2009/2011-3). 1 French 2010/2012/2013 & indoor 2011/2012/2013. 1.76 tall

LEVINE Nigel (GBR) 30-4-1989**400 Metres**

2011 European Under-23 Champion ... three times UK Indoor Champion ... The "vine" in Levine is pronounced as in grapevine
Indoor pb: 45.71 -12. Outdoor pb: 45.11 -12. 4 EJC 2007 (1 4x400); 2 WJC 4x400 2008; 2 EIC 4x400 2009/2011; 2 under-23 ECH 2009; 3 WIC 4x400 2010; 1 under-23 ECH 400/4x400 2011; sf WIC 2012 (2 4x400); 2 ECH 4x400 2012; sf OLY 2012; 2 EIC 2013 (1 4x400); 2 ETCh 2013; sf WCH 2013 (4 4x400). 1 English junior 2007; 1 UK 2013 & indoor 2011/2012/2013. Born-Trinidad, moved to Britain in 2000 ... he is a qualified car technician and has plans to race motorcycles

LEWANDOWSKI Marcin (POL) 13-6-1987**1500 Metres**

Fourth at the last two World Championships ... 2010 European Champion
Indoor pb: 3:37.76 -12. 800 pb: 1:45.41 -12. Outdoor 800 pb: 1:43.79 -13. 1500 pb: 3:40.38 -10. 7 EJC 1500 2005; 4 WJC 800 2006; 8 WSG 800 2007; 2 ECP 800 2008; sf OLY 800 2008/2012; 3 ETCh 800 2010; 1 ECH 800 2010; 2 EIC 800 2011 (2009-6); 1 World Military Games 800 2011; 4 WCH 800 2011/2013 (2009-8); dnf WIC 800 sf 2012; 4 EIC 1500 2013. At WXC: 2006-90 short. 1 Polish 2011 (1 1500 2008/2010). He was advanced to the 2009 world final after having been tripped up in the semi-finals

LI Jinzhe (CHN) 1-9-1989**Long Jump**

2012 Asian Indoor Champion
Indoor pb: 8.11 -13. Outdoor pb: 8.34 -13. 3 Asian junior 2008; 1 Asian Champs 2009 (2007-8, 2011-5); 1 East Asian Games 2009; dnq WIC 2010; 4 IAAF Continental Cup 2010; 1 Asian Indoor Champs 2012; dnq OLY 2012; 12 WCH 2013 (2009-dnq). 1 Chinese 2009

LÓPEZ Kevin (ESP) 12-6-1990**800 Metres**

Spanish record holder outdoors ... two European indoor medals
Indoor pb: 1:46.06 -11. Outdoor pb: 1:43.74 -12. 1500 pb: 3:38.30 -13. ht World Youth 2007; sf WJC 2008; 1 EJC 2009; 6 ECH 2010 (2012-sf); 2 under-23 ECH 2011; sf OLY 2012; 2 EIC 2013 (2011-3); 8 ETCh 2013; sf WCH 2013. 1 Spanish 2010/2013 & indoor 2012/2013. His father named him after the 1993 Motorcycle World Champion Kevin Schwantz

LOXSOM Casimir (USA) 17-3-1991**800 Metres**

Indoor pb: 1:46.98 -13. Outdoor pb: 1:45.28 -11. 2 WJC 2010; 4 WSG 2011; 3 North/Central American & Caribbean under-23 2012. 2 NCAA indoors & out 2013. Student of Communication, Arts and Science at Pennsylvania State University

MAJEWSKI Tomasz (POL) 30-8-1981**Shot Put**

In London 2012 became the first Shot Putter to retain an Olympic title since 1956, and he says he will continue to 2016
Indoor pb: 21.72 -12. Outdoor pb: 21.95 -09. 4 under-23 ECH 2003; 1 WSG 2005 (2003-5); 3 WIC 2008/2012 (2004/2010-4, 2006-6); 2 ECP 2008 (2003/2004-4, 2006-5, 2007-3); 1 OLY 2008/2012 (2004-dnq); 1 EIC 2009 (2005-dnq); 1 ETCh 2009/2010 (2011/2013-2); 2 WCH 2009 (2005-7, 2007-4, 2011-8, 2013-6); 1 ECH 2010 (2006-6); 2 IAAF Continental Cup 2010. 1 Polish 2002-2005/2007-2013 ... graduate of Political Science ... he says he reads more than 100 books a year, his favourites being science fiction novels. 2.04/142kg

MAKUSHA Ngonidzashe (ZIM) 11-3-1987**Long Jump**

("Ngoni") ... Fourth at Beijing Olympics (missing bronze by 1cm) ... 2011 World long jump bronze
Indoor pb: 8.21 -09. Outdoor pb: 8.40 -11. 100 pb: 9.89 -11. 12 WJC 2006 (sf 100); 8 African Games 2007; 4 OLY 2008 (went from 3rd to 4th in final round); 3 WCH 2011 (sf 100) 1 NCAA 2008/2009/2011 (1 100 2011). Studied Multinational Business at Florida State University ... in 2011 he won the 100m / Long

Jump double at the NAA Championships, something only previously achieved by DeHart Hubbard, Jesse Owens and Carl Lewis (all Olympic Champions)

MARTINOT LAGARDE Pascal (FRA) 22-9-1991 60 Metres Hurdles
2012 World indoor bronze ... 2013 European junior bronze ... former World Junior Champion

Indoor pb: 7.53 -12/13. Outdoor 110H pb: 13.12 -13. 4 EJC 2009; 1 WJC 2010; 3 WIC 2012; 3 EIC 2013; 2 ETCh 2013; ht WCH 2013. Big breakthrough at 2013 Paris Diamond League: down from 13.31 to 13.12. 1 French indoor 2012/2013. His older brother Thomas Martinot Lagarde (pb 13.26) is also an international hurdler

MASLÁK Pavel (CZE) 21-2-1991 400 Metres
Reigning European Champion indoors & out ... Czech record holder at 200m & 400m

Indoor pb: 45.66 -13. Outdoor pb: 44.84 -13. 200 pb: 20.49 -13. ht World Youth 2007; 7 WJC 200 2010; 3 ETCh 200 2011; 3 under-23 ECH 200 2011/2013; sf WCH 200 2011; 5 WIC 2012; 1 ECH 2012; sf OLY 2012 (ht 200); 1 EIC 2013 (2011-ht); 3 under-23 ECH 200 2013; 5 WCH 2013. 1 Czech 100 2011 & 200 2012/2013

MAYER Kevin (FRA) 10-2-1992 Heptathlon
Fourth at 2013 World Championships ... former World Youth & World Junior Champion

Heptathlon pb: 6297 -13

pbs in Heptathlon events:

60: 7.10i; LJ: 7.63 (7.54i); SP: 15.16i; HJ: 2.10i; 60H: 8.01i; PV: 5.20i; 1000: 2:37.30i

Decathlon pb: 8447w -12/8446 -13. 1 World Youth 2009; 1 WJC 2010; 1 EJC 2011; dnf ECH 2012; 15 OLY 2012; 2 EIC 2013; 1 ECP 2013; 4 WCH 2013. 1.86/77kg

In 2012 he fouled out of the long jump during the European Championships decathlon and looked set to miss out on Olympic qualification, but then hastily entered a decathlon in Brussels only four days later when he won with a French under-23 record of 8415

MENKOV Aleksandr (RUS) 7-12-1990 Long Jump
2013 World Champion, breaking a 25 year-old Russian record twice in the process

Indoor pb: 8.31 -13. Outdoor pb: 8.56 -13. HJ pb: 2.15 -10. 1 EJC 2009; 1 ETCh 2011/2013 (2009-6); 1 under-23 ECH 2011; 11 OLY 2012; 1 WCH 2013 (2009-dnq, 2011-6). 1 Russian 2012 & indoor 2013. Attends Krasnoyarsk State Pedagogical University

MERRITT Aries (USA) 24-7-1985 60 Metres Hurdles
DEFENDING IAAF WORLD INDOOR CHAMPION

Olympic Champion, World Indoor Champion and outdoor world record in 2012 (record total of eight legal sub-13 runs)

Indoor pb: 7.44 -12. Outdoor pb: 12.80 -12. 1 WJC 2004; 5 WCH 2011 (2009-ht, 2013-6); 1 WIC 2012; 1 OLY 2012. 1 NCAA indoor/out 2006; 1 US indoors & out 2012. In 2012 he clocked a record 10 sub-13 second performances capped by a substantial new world record of 12.80 in Brussels ("could have been a 12.70")

MIKHAN Eduard (BLR) 7-6-1989 Heptathlon
2008 World Junior silver

Heptathlon pb: 6145 -13

pbs in Heptathlon events:

60: 6.85i; LJ: 7.61i; SP: 14.81i; HJ: 2.04i; 60H: 7.86i; PV: 4.70i; 1000: 2:37.51i

Decathlon pb: 8152 -11. 7 EJC 2007; 2 WJC 2008; 8 ECH 2010; 11 EIC 2011; 2 under-23 ECH 2011 (2009-4); 17 OLY 2012; 2 ECP 2013 (2010-4); 18 WCH 2013

MOKOENA Khotso (RSA) 6-3-1985 Long Jump

Full name-Godfrey Khotso Mokoena

2008 World Indoor Champion ... 2008 Olympic silver ... 2009 World silver

Indoor pb: 8.18 -07. Outdoor pb: 8.50 -90. TJ pb: 17.25 -05. 5 World Youth HJ 2001; 12 WJC LJ 2002; 2 African Games TJ 2003 (3 LJ); 3 Afro-Asian Games LJ/TJ 2003; 1 WJC TJ 2004 (2 LJ); 2 COM TJ 2006 (4 LJ); 2 African Champs LJ/TJ 2006; 1 WIC LJ 2008 (2006-5, 2010-2); 2 OLY LJ 2008 (2004-dnq); 2 WCH LJ 2009 (2005-7, 2007-5, 2011-dnq, 2013-7); 1 African Champs LJ 2010. As a teenager he was a competitor at ball-room dancing and won South African titles at Tango and the Cha Cha ... South African record holder at both horizontal jumps, though he has only competed once at triple jump since 2007

MUDROV Sergey (RUS) 8-9-1990 High Jump

2013 European Indoor Champion ... twice Russian Indoor Champion

Indoor pb: 2.35 -13. Outdoor pb: 2.31 -12. 2 World Youth 2007; 4 WJC 2008; 1 EJC 2009; 2 under-23 ECH 2011; 1 EIC 2013; 1 WSG 2013 (2011-3). 1 Russian indoor 2011/2013

MUTAI Jeremiah (KEN) 27-12-1992 800 Metres

Full name-Jeremiah Kipkorir Mutai

Former 400m hurdler who improved at 800m from 1:48.1 to 1:43.9 in 2013 but then tore his Achilles in the first lap of his 800m heat at the World Championships and was eliminated in (1:50.17)

Outdoor pb: 1:43.9 -13. 400 pb: 46.43 -11. 400H pb: 51.12 -10. 2 World Youth 400H 2009; sf WJC 400H 2010; 2 African junior 400H 2011; ht WCH 800 2013. He is a member of the Kenyan Police Presidential Escort Unit

NDIKU Caleb (KEN) 9-10-1992 3000 Metres

Full name-Caleb Mwangangi Ndiku

Winner of African Games and African Championship titles at 1500m while still a teenager

Indoor pb: 7:31.66 -13. Outdoor 3000 pb: 3:29.50 -13. 7:30.99 -12. 5000 pb: 13:03.80 -13. 2 World Youth 1500 2009; 1 WJC 1500 2010; 1 African Games 1500 2011 & African Champs 1500 2012. At WXC: 2010-1J

NIXON Gunnar (USA) 13-1-1993 Heptathlon

Former World Junior Champion, from Oklahoma

Heptathlon pb: 6232 -13

pbs in Heptathlon events:

60: 6.86i; LJ: 7.80 (7.53i); SP: 14.68 (14.27i); HJ: 2.17 (2.15i); 60H: 7.93i; PV: 4.80i; 1000: 2:39.08i

Decathlon pb: 8312 -13. =6 Youth Olympic Games HJ 2010; 2 Pan-American junior 2011; 1 WJC 2012; 13 WCH 2013. 1 US indoor 2013. Set a world junior indoor record of 6022 in Fayetteville in January 2012, but it could not count as the doping control test was not performed as required

OGUNODE Femi (QAT) 15-5-1991 60 Metres

TRANSFEREE – Formerly: NGR, full name-Femi Seun Ogunode

Won both the 200m & 400m at 2010 Asian Games while still a junior, then the sprint double at the 2011 World Military Games

Indoor 60 pb: 6.51 -14. Outdoor 100 pb: 10.07 -11. 400 pb: 45.12 -10. 200 pb: 20.30 -11. 1 West Asian 100/200 2010. 1 Asian Games 200/400 2010; 1 Asian Champs 200 2011; 1 World Military Games 100/200 2011; 8 WCH 400 2011 (sf 200). Served two-year doping suspension in 2012-2014 ... trademark black gloves (which he'll have to take off if he runs in a relay because it's against the rules to hold a baton with a gloved hand) ... his younger brother Tosin Ogunode suddenly clocked 6.50 for 60m in January 2014

OLIVER David (USA) 24-4-1982 **60 Metres Hurdles**

World #1 in 2010, then made a wonderful comeback to repeat that feat in 2013

Indoor pb: 7.37 -11. Outdoor pb: 12.89 -10. 3 OLY 2008; 3 WIC 2010 (2008-sf); 1 IAAF Continental Cup 2010; 1 WCH 2013 (2007-sf, 2011-4). 1 US 2010/2011 (1 indoor 2008). Studied Marketing at Howard University, Washington DC. Mother-Brenda Chambers ran 58.54 for 400m hurdles in 1980. 1.90 tall

OPREA Marian (ROU) 6-6-1982 **Triple Jump**

2004 Olympic silver, 2005 world bronze ... Romanian record holder ... in Romania he given the nickname Ostrich

Indoor pb: 17.74 -06. Outdoor pb: 17.81 -05. LJ pb: 8.06w -11, 7.73 -05. 4 World Youth 99; 1 WJC 2000; 1 EJC 2001 (99-3); 2 WSG 2001 (2005-7); 2 EIC 2002 (2011-3); 2 under-23 ECH 2003; 5 WIC 2004 (2003-8, 202-dnq); 2 OLY 2004 (2008-5); 3 WCH 2005 (2001/2003/2011-dnq, 2013-6); 3 WCP 2006 2 ECH 2010 (2006-3, 2002/2012-dnq). 1 Romanian 2003-2007 (1 indoors 2002/2003/2006/2011/2012/2013). 1.93 tall

OSAGIE Andrew (GBR) 19-2-1988 **800 Metres**

2012 Olympic finalist ... 2013 World finalist

Indoor pb: 1:46.48 -14. Outdoor pb: 1:43.77 -12. 1500 pb: 3:48.99 -09. sf COM 2010; 4 EIC 2011; 3 WIC 2012 (2010-sf); 8 OLY 2012; 3 ETCh 2013; 5 WCH 2013 (2011-sf). 1 UK 2011/2012 (1 indoor 2010). He is a Black Belt in Karate ... his Nigerian father (also called Andrew) was a javelin thrower. He did not win a race in 2013 but produced his best when it mattered most: his semi-final and final in Moscow. 1.88 tall

OTTO Björn (GER) 16-10-1977 **Pole Vault**

If it wasn't for Renaud Lavillenie he would be the reigning Olympic, European, World Indoor and European Indoor Champion

Indoor pb: 5.92 -12. Outdoor pb: 6.01 -12. 1 European indoor Cup 2004; 1 WSG 2005 (99-8, 2001-7, 2003-3=); 2 WIC 2012 (2004-dnq); 2 ECH 2012; 2 OLY 2012; 2 EIC 2013 (2000-6, 2005-4, 2007-3); 3 WCH 2013 (2007-5, 2009-dnq). 1 German 2013 ... hobbies include flying remote control model planes (he has 20). Studied Biology at the University of Cologne. 1.88 tall

ÖZBİLEN İham Tanui (TUR) 5-3-1990 **1500 Metres**

TRANSFEREE – Formerly: William Biwott Tanui KEN

Became a Turkish citizen on June 9, 2011 and under IAAF competition ruling, was not due to be eligible to compete for Turkey until June 2013 ... on February 27, 2012 the IAAF Council agreed to end the waiting period for him (and Polat Kemboi Arıkan), enabling them to enter him for the World Indoor Championships in Istanbul where he won silver

Indoor pb: 3:34.76 -12. Outdoor 1500 pb: 3:31.30 -13. 800 pb: 1:44.00 -13. Mile pb: 3:49.29 -09. 2 WIC 2012; 6 ECH 2012; 8 OLY 2012; 1 Balkan indoor 2013; 2 EIC 2013; 1 ETCh 2013 (2 800); 1 Mediterranean Games 800/1500 2013; sf WCH 1500 2013. His best year was 2009: World Junior Mile record in Oslo; Ran first leg for Kenyan team which set a world record at 4x1500m in Brussels; Won at World Athletics Final

PÉREZ Yuniel (CUB) 16-2-1985 **60 Metres**

Indoor pb: 6.50 -14. Outdoor 100 pb: 10.22 -09. 200 pb: 20.66 -09. 400 pb: 47.20 -07. 4 Central American & Caribbean Champs 200 2008/2009; 2 Ibero-American 100 2010. Ran in heat of 2008 Olympic 4x400

PICHARDO Pedro Pablo (CUB) 30-6-1993 **Triple Jump**

World silver medallist in his first year as a senior

Outdoor pb: 17.69 -13. 1 WJC 2012; 2 WCH 2013. Started triple jumping at 17, previously he was a hurdler and high jumper – as was his father Jorge Andres Pichardo ... he is a football fan and supporter of Barcelona FC. 1.85 / 71kg

PINDER Demetrius (BAH) 13-2-1989 **400 Metres**

Ran the fastest leg of the 2012 Olympic 4x400m final (43.3) which his team won ... 2012 World indoor silver

Indoor pb: 45.33 -11. Outdoor pb: 44.77 -12. 200 pb: 20.23 -12. 3 North/Central American & Caribbean under-23 2010; sf WCH 2011; 2 WIC 2012; 7 OLY 2012 (1 4x400). 1 NCAA indoor 2011 (4 outdoors). 1 Bahamian 2011/2012. Studied Theatre at Texas A&M University

PORTER Jeff (USA) 27-11-1985 **60 Metres Hurdles**

2012 Olympic semi-finalist

Indoor pb: 7.52 -13. Outdoor 110H pb: 13.08 -12. 4 Pan-Am Games 2011; sf OLY 2012. 3 US indoor 2010 & outdoors 2012; 1 NCAA indoor 2007 (4 outdoors), representing the University of Michigan. Wife-Tiffany Ofili (3 WCH 100H 2013). His twin brother Joe played in the NFL (National Football League [of the USA]) as a cornerback (a defender)

PRÁŠIL Ladislav (CZE) 17-5-1990 **Shot Put**

2013 European indoor bronze

Indoor pb: 20.51 -13. Outdoor pb: 21.47 -13. dnq World Youth 2007; 7 EJC 2009; 5 under-23 ECH 2011; dnq ECH 2012; 3 EIC 2013; 5 WCH 2013. 1 Czech 2012

PROTSENKO Andriy (UKR) 20-5-1988 **High Jump**

2009 European under-23 bronze

Indoor pb: 2.33 -14. Outdoor pb: 2.32 -13. 3 under-23 ECH 2009; 3 ETCh 2010; dnq ECH 2010; 12 WCH 2011 (2009/2013-dnq); dnq WIC 2012; =9 OLY 2012; 2 WSG 2013 (2011-11). 1 Ukrainian 2012. Graduate of Biotechnology. 1.94 tall

RAPATZ Andreas (AUT) 5-9-1986 **800 Metres**

Austrian record holder indoors

Indoor pb: 1:46.65 -12. Outdoor pb: 1:47.38 -12 . 6 European Youth 2003; sf World Youth 2003; ht EIC 2007/2009/2011/2013; sf WIC 2010/2012; ht ECH 2010/2012. 1 Austrian 2006/2009/2010 & indoor 2007/2008/2009/2011

REIF Christian (GER) 24-10-1984 **Long Jump**

Sensational at 2010 European Championships where he improved from 8.27 to win with 8.47

Indoor pb: 8.15 -13. Outdoor pb: 8.47 -10. 5 WIC 2010; 1 ECH 2010; 3 IAAF Continental Cup 2010; 4 ETCh 2011/2013 (2010-6); dnq OLY 2012; 3 EIC 2013 (2007-dnq); 6 WCH 2013 (2007-9, 2011-7). 1 German 2007/2010 & indoor 2010/2013. 1.95 tall

ROBLES Dayron (CUB) 19-11-1986 **60 Metres Hurdles**

World record holder & Olympic Champion in 2008, but chequered career since then

Indoor pb: 7.33 -08. Outdoor 110H pb: 12.87 -08. 6 World Youth 2003; 2 WJC 2004; 1 Pan-American junior 2005; 1 Central American & Caribbean 2006; 3 WCP 2006; 1 Pan-American 2007; 4 WCH 2007 (2005/2009-sf, 2011-dq after crossing the line first, it was judged that he'd obstructed Liu Xiang); 1 OLY 2008 (2012-dq final after pushing over a hurdle when sustaining an injury in mid-race); 1 WIC 2010 (2006-2, 2008-eliminated in heat when he thought there had been a false start). 1 Cuban 2006 ... born-Guantanamo. 1.92 tall

RODGERS Mike (USA) 24-4-1985 **60 Metres**

2010 World indoor silver at 60m ... US Champion at 100m in 2009 and indoor 60m in 2008/2010

Indoor pb: 6.48 -11. Outdoor 100 pb: 9.85 -11. 200 pb: 20.24 -09. sf WCH 100 2009; 2 WIC 60 2010 (2008-4); 6 WCH 100 2013 (2 4x100). 1 US 100 2009; 1 US indoor 60 2008/2010/2011. His younger sister Alishea Uesery was 2009 US Junior Champion at 400m ... served nine-month doping suspension between July 2011 & March 2012 ... Keeps tropical fish, has a 55 gallon tank at his home in St. Louis

RODHE Justin (CAN) 17-10-1984**Shot Put**

Ex-USA ... now Canadian #2 after Dylan Armstrong, with whom he trains

Indoor pb: 20.95 -12. Outdoor pb: 21.11 -12. 2 Canadian 2010/2012. Wife-Megann VanderVliet (international hammer thrower). 1.83/127kg

Born-Bainbridge, Ohio (USA), moved to Canada in 2008. Registered as Canadian on February 10, 2012, initially cleared to compete for Canada from October 31, 2013, but IAAF reviewed his case and brought forward the date to May 3, 2012

RUPP Galen (USA) 8-5-1986**3000 Metres**

2012 Olympic silver at 10,000m ... US record holder & 5x US Champion at 10,000m

Indoor pb: 7:30.16 -13. 5000 pb: 13:01.26 -14. Outdoor 3000 pb: 7:43.24 -10. 5000 pb: 12:58.90 -12. 10,000 pb: 26:48.00 -11. 1500 pb: 3:34.75 -12. 7 World Youth 3000 2003; 1 Pan-Am junior 5000 2003; 9 WJC 5000 2004; 13 OLY 10,000 2008; 5 WIC 3000 2010; 3 OLY 10,000 2012 (7 5000); 4 WCH 10,000 2013 (2007-11, 2009-8, 2011-7); 8 WCH 5000 2013 (2011-9). At WXC: 2005-20J. 1 US 10,000 2009/2010/2011/2012/2013 (1 5000 2012). In 2004 broke the US junior record for 5000m which had stood for 40 years to Jerry Lindgren ... born-Portland, Oregon

SALADINO Irving (PAN) 23-1-1983**Long Jump**

2008 Olympic Champion ... 2007 World Champion

Indoor pb: 8.42 -08. Outdoor pb: 8.73 -08. 100 pb: 10.4 -04. dnq WJC 2002; 3 South American 2003; 2 WIC 2006 (2010-dnq); 1 Central American & Caribbean 2006 (2002-3); 1 WCP 2006; 1 Pan-Am Games 2007; 1 WCH 2007 (2005-6, 2009-fouled out in final, 2011-dnq); 1 OLY 2008 (2004/2012-dnq). Studied Electrical Engineering at the University of São Paulo ... his father David played baseball for Panama

SAMITOV Ruslan (RUS) 11-7-1991**Triple Jump**

2013 European indoor silver

Indoor pb: 17.30 -13. Outdoor pb: 17.25 -12. 4 EJC 2009; dnq ECH 2012; 2 EIC 2013

SANTOS Luguelín (DOM) 12-11-1993**400 Metres**

2012 Olympic silver at age 18, the 2013 World Championship bronze ... Dominican Republic record holder at 200m & 400m

Indoor pb: 46.79. Outdoor pb: 44.45 -11. 200 pb: 20.55 -13. 1 Youth Olympic Games 2010; 2 Pan-Am Games 2011; sf WIC 2012; 1 WJC 2012 (2010-6); 2 OLY 2012; 3 WCH 2013. 1.73/61kg

SHABANOV Konstantin (RUS) 17-11-1989**60 Metres Hurdles**

2008 World Junior Champion

Indoor pb: 7.52 -12. 110H pb: 13.35 -11. 1 WJC 2008; ht ECH 2010; 5 EIC 2011 (2009-ht, 2013-8); 4 ETCh 2011; 5 WIC 2012; sf OLY 2012; 2 WSG 2013; sf WCH 2013. 1 Russian indoor 2011/2012; 1 Russian 2012. Attends Velikye Luki State Academy of Physical Education and Sport

SHKURENYOV Ilya (RUS) 11-1-1991**Heptathlon**

2012 European bronze

Heptathlon pb: 6018 -13

pbs in Heptathlon events:

60: 7.04i; LJ: 7.54i; SP: 14.84i; HJ: 2.06i; 60H: 8.06i; PV: 5.40 (5.20i); 1000: 2:41.65i

Decathlon pb: 8370 -13. 2 WJC 2010; 4 WIC 2012; 3 ECH 2012; 16 OLY 2012; 5 EIC 2013; 2 under-23 ECH 2013 (2011-5); 8 WCH 2013. 1 Russian junior 2010; 2 Russian indoor 2013

SHUBENKOV Sergey (RUS) 4-10-1990**60 Metres Hurdles**

2013 World bronze ... Russian record holder

Indoor pb: 7.39 -13. Outdoor 110H pb: 13.09 -12. 2 EJC 2009; 1 under-23 ECH 2011; 1 ECH 2012; sf OLY 2012; 1 EIC 2013;

1 ETCh 2013; 3 WSG 2013; 3 WCH 2013 (2011-ht). 1 Russian indoors & out 2013. Attends Tyumen State University ... his mother Natalya Shubenkova was fourth in the Seoul Olympic Heptathlon and scored 6859 in 1984

SILNOV Andrey (RUS) 9-9-1984**High Jump**

2008 Olympic Champion, but then only 12th in 2012 ... 2006 European Champion

Indoor pb: 2.37-08. Outdoor pb: 2.38 -08. 9 under-23 ECH 2005; 1 ECP 2006/2008; 1 ECH 2006; 2 WCP 2006; =11 WCH 2007; 1 OLY 2008 (2012-12); 2 WIC 2012. 1 Russian 2006 & indoor 2007. Originally not selected for Beijing 2008, then he jumped 2.38 in London & 2.33 in Monaco, winning each time and so was included in the Russian team at the expense of Andrey Tereshin ... partner-Yekaterina Lobysheva (2006 Olympic team bronze at speed skating) ... after his Olympic victory in 2008, he bought a car for his coach Yevgeniy Zagorulko Underwent Achilles surgery in autumn 2012. 1.98 tall

SINTNICOLAAS Eelco (NED) 7-4-1987**Heptathlon**

2013 European Indoor Champion ... twice fifth at World Championships

Heptathlon pb: 6372 -13

pbs in Heptathlon events:

60: 6.88i; LJ: 7.65i; SP: 14.46i; HJ: 2.08i 60H: 7.88i; PV: 5.52i; 1000: 2:37.42i

Decathlon pb: 8506 -12. 14 EJC 2005 (nh in PV); 6 WJC 2006; 1 under-23 ECH 2009; 2 ECH 2010; 5 WCH 2011/2013; 11 OLY 2012; 1 EIC 2013 (2009-dnf, 2011-4). 1.86/78kg

SMITH Calvin (USA) 10-12-1987**400 Metres**

2012 World indoor relay gold

Indoor pb: 45.61 -10. Outdoor pb: 44.81 -10. 200 pb: 20.68 -09. sf WJC 200 2006; 1 North & Central American & Caribbean 400 2007; sf WIC 2012 (1 4x400). 3 NCAA indoor 400 2008 representing the University of Florida where he was a student of Sociology ... his father and former coach Calvin Smith was twice World Champion at 200m ... lives-Gainesville, Florida

SOI Edwin (KEN) 3-3-1986**3000 Metres**

Full name-Edwin Cheruiyot Soi

2008 Olympic 5000m bronze ... 2010 African Champion at 5000m

Indoor pb: 7:29.94 -12. Outdoor 3000 pb: 7:27.33 -11. 5000 pb: 12:51.34 -13. 10,000 pb: 27:14.83 -06. 3 OLY 5000 2008; 1 African 5000 2010; 4 IAAF Continental Cup 5000 2010; 3 WIC 3000 2012 (2008-4); 5 WCH 5000 2013. At WXC: 2006-8 short, 2007-9. At Eugene 2013, he ended the three-year win streak at 5000m of Mohamed Farah GBR

SOLOMON Jarrin (TTO) 11-1-1986**400 Metres**

Son of Mike Solomon (pb 45.55), who ran in two Olympics and was sixth at 400m in Moscow 1980

Indoor pb: 46.23 -13. Outdoor pb: 45.19 -13. 2 WIC 4x400 2012; 3 OLY 4x400 2012; sf WCH 2013. 1 Central American & Caribbean Champs 2013. Was at University of New Mexico

SOULEIMAN Ayanleh (DJI) 3-12-1992**1500 Metres**

Full name-Hassan Ayanleh Souleiman

Djibouti record holder at 800m & 1500m

Indoor pb: 3:36.13 -13. 3000 pb: 7:39.81 -13. Outdoor 1500 pb: 3:30.31 -12. Mile pb: 3:50.07 -13. ht World Youth 3000 2009; 9 African junior 2011; 6 African Games 2011; 1 Arab Games 2011 & Champs 2013; 5 WIC 2012; 2 African Champs 2012; 3 WCH 800 2013 (sf 1500). Born-Somalia, came to Djibouti in 2008 ... made extraordinary improvement from 3:42.70 to 3:34.32 to win at 2011 Arab Games

He began racing in 2009; previously he was playing as a winger for Djibouti Telecom football team ... his running speed was noticed by a Cuban coach who was working in Djibouti at the time

STORL David (GER) 27-7-1990**Shot Put**

Became the youngest ever world shot champion in 2011, then retained his title in 2013

Indoor pb: 21.88 -12. Outdoor pb: 21.86 -12. DT pb: 59.37 -09. 1 World Youth 2007; 1 WJC 2008; 1 EJC 2009; 2 EIC 2011; 1 ETCh 2011/2013; 1 under-23 ECH 2011; 1 WCH 2011/2013 (2009-dnq); 2 WIC 2012 (2010-6); 1 ECH 2012 (2010-4); 2 OLY 2012. 1 German 2011/2013 & indoor 2012 ... his first sport was football. 1.99/125kg, though he says he wants to weigh 135kg

SYMMONDS Nick (USA) 30-12-1983**800 Metres**

2013 World silver

Indoor pb: 1:46.96 -08. Outdoor pb: 1:42.95 -12. 1500 pb: 3:34.55 -13. 6 WIC 2008 (2010-dq ht); 5 IAAF Continental Cup 2010; 5 OLY 2012 (2008-sf); 2 WCH 2013 (2007-sf, 2009-6, 2011-5). 1 US 2008/2009/2010/2011/2012 & Indoor 2007/2010. He can speak Spanish ... graduate of biochemistry from Willamette University in Salem, Oregon

TAYLOR Christian (USA) 18-6-1990**Triple Jump**

Reigning Olympic Champion

Indoor pb: 17.63 -12. LJ pb: 8.02 -09. Outdoor pb: 17.96 -12. LJ pb: 8.19 -10. 400 pb: 45.34 -09. 1 World Youth 2007; 8 WJC 2008 (gold 4x400); 1 WCH 2011 (2013-4); 2 WIC 2012; 1 OLY 2012. 1 US 2011/2012; 1 NCAA 2010/2011 (1 indoors 2009/2010). He has dual citizenship with Barbados

TORNÉUS Michel (SWE) 26-5-1986**Long Jump**

Fourth at London Olympics (missing bronze by 1cm), Sweden's best placing in athletics at the games

Indoor pb: 8.29 -13. Outdoor pb: 8.22 -12. 4 EJC 2005; 10 under-23 ECH 2007; dnq WCH 2009/2011/2013; 2 ETCh 2011 (2009-9); 9 WIC 2012 (2010-dnq); 3 ECH 2012 (2010-9); 4 OLY 2012; 2 EIC 2013 (2009-dnq, 2011-7). 1 Swedish 2005/2007/2008/2009/2010/2012. Father from DR of Congo

TRAMMELL Terrence (USA) 23-11-1978**60 Metres Hurdles**

World Indoor Champion in 2001 & 2006 ... Olympic silvers in Sydney & Athens, world silvers in Paris, Osaka & Berlin

Indoor pb: 7.36 -10. Outdoor 110H pb: 12.95 -07. 1 WSG 99; 2 OLY 2000/2004 (dnf ht 2008 with right hamstring injury); 1 WIC 2001/2006 (2010-2); 2 WCH 2003/2007/2009 (2001-sf, 2005-5); 3 WIC 60 2006 (2003-ht). 1 NCAA 99/2000. 1 US indoor 60H 2000/2001/2002/2006/2010 & 110H 2004/2007. Studied Retail Management at the University of South Carolina ... lives-Atlanta

TRENIKHIN Pavel (RUS) 24-3-1986**400 Metres**

Ran key third leg for winning Russian team at 2010 European Championships

Indoor pb: 46.00 -13. Outdoor pb: 45.00 -12. 1 ECH 4x400 2010; 4 EIC 4x400 2011; sf OLY 2012 (5 4x400); 3 EIC 2013 (2 4x400). 1 Russian 2011 & indoor 2012. From-Yekateringburg. 1.94 tall

TUMI Michael (ITA) 12-2-1990**60 Metres**

2013 European indoor 60m bronze

Indoor pb: 6.51 -13. Outdoor 100 pb: 10.19 -13. 200 pb: 21.25 -13. qf World Youth 100 2007; sf EIC 60 2011; 2 under-23 ECH 100 2011 (1 4x100); 5 WCH 4x100 2011; 3 EIC 60 2013; 7 ETCh 100 2013. 1 Italian indoor 60 2012/2013. Former footballer

In winter 2013 he has twice improved the Italian indoor 60m record of 6.55 which was first established by Pierfrancesco Pavoni in 1990

UKHOV Ivan (RUS) 29-3-1986**High Jump**

Full name-Ivan Sergeyevich Ukhov

2012 Olympic Champion ... Russian indoor record holder (2.40 in 2009) ... 2010 World Indoor Champion ... twice European Indoor Champion

Indoor pb: 2.41 -14. Outdoor pb: 2.39 -12. dnq WJC 2004; 1 EJC 2005; 4 WSG 2005; 1 EIC 2009/2011; 1 WIC 2010 (2012-

3); 2 ECH 2010 (2006-12=); 1 OLY 2012; 4 WCH 2013 (2009-10, 2011-5=). 1 Russian 2012/2013 (1 indoor 2007/2009/2010/2012). Played basketball for nine years, but fell out with his coach and decided to try another sport. 1.96 tall
He prefers to compete in ordinary sprinting spikes rather than those specifically designed for high jumpers (which are okay unless it rains, he says)

VERBURG David (USA) 14-5-1991**400 Metres**

Led off US relay team which won at the 2013 World Championships

Indoor pb: 46.26 -13. Outdoor pb: 44.75 -13. 1 WJC 4x400 2010; 1 North/Central American & Caribbean under-23 2012; 1 WCH 4x400 2013. He took up athletics after being told he was he was told he was too small for college football (he's 1.67m tall or 5-6) ... studied sports marketing at George Mason University (Fairfax, Virginia)

Never races in socks but says he must always wear some sort of bracelet when competing

WARNER Damian (CAN) 4-10-1989**Heptathlon**

2013 World bronze

pbs in Heptathlon events (though he hadn't completed an indoor Heptathlon as at January 31, 2014)

60: 6.74i; LJ: 7.54 (7.07i); SP: 14.23; HJ: 2.09; 60H: 7.93i; PV: 4.80; 1000: No performance (1500 pb: 4:29.85)

Decathlon pb: 8512 -13. 2 North/Central American & Caribbean 2011; 5 OLY 2012; 3 WCH 2013 (2011-18). 1 Canadian 2011/2012/2013

WHITING Ryan (USA) 24-11-1986**Shot Put**

DEFENDING IAAF WORLD INDOOR CHAMPION

2013 world outdoor silver

Indoor pb: 22.00 -12. Outdoor pb: 22.28 -13. DT pb: 62.08 -09. 1 Pan-American junior SP/DT 2005. 1 North, Central America & Caribbean under-23 2009; 1 WIC 2012; 9 OLY 2012; 2 WCH 2013 (2011-6). 1 NCAA 2009/2010 (1 DT 2010). 1 NCAA indoor 2008/2009/2010; 1 US 2013 (1 indoors 2011/2013) ... he says his hobbies include knitting, Origami and Astronomy. 1.91/131kg

WOJCIECHOWSKI Paweł (POL) 6-6-1989**Pole Vault**

Surprise World Champion outdoors in 2011 and named Sportsman of the Year 2011 in Poland by the National Olympic Committee

Indoor pb: 5.86 -11. Outdoor pb: 5.91 -11. 2 WJC 2008; 4 EIC 2011; 1 under-23 ECH 2011; 1 World Military Games 2011; 1 WCH 2011; dnq OLY 2012. 1 Polish indoor 2011. Broke his cheekbone in December 2011 when a pole slipped in his hands and hit him in the face. 1.85 tall

WOTE Aman (ETH) 18-4-1984**1500 Metres**

(Aka Aman Wetiye) ... fourth at 2012 World Indoor Championships

Indoor pb: 3:35.31 -13. Outdoor pb: 3:32.65 -13. 800 pb: 1:44.99 -13. Mile pb: 3:49.88 -13. 7 African Champs 2010; 5 African Games 2011; 4 WIC 2012; ht OLY 2012; sf WCH 2013

XUE Changrui (CHN) 31-5-1991**Pole Vault**

2013 Asian Champion

Indoor pb: 5.75 -13. Outdoor pb: 5.65 -13. 1 Asian Champs 2013; 12 WCH 2013. 2 Chinese 2012/2013. 1.83 tall

YANG Yansheng (CHN) 5-1-1988**Pole Vault**

Chinese record holder indoors & out

Indoor pb: 5.80 -13. Outdoor pb: 5.75 -10. 1 World Youth 2005; 2 WJC 2006; 2 Asian Indoor Games 2009; dnq WIC 2010; 5 IAAF Continental Cup 2010; 1 Asian Games 2010 (2006-3); 3 Asian Champs 2011; 1 Asian Indoor Champs 2011 (2006-2); dnq OLY 2012; dnq WCH 2013. 1 Chinese 2006/2007/2009/2020/2011/2012. From- Shandong Province. 1.89 tall

WOMEN

ADAMS Valerie (NZL) 6-10-1984 Shot Put

DEFENDING IAAF WORLD INDOOR CHAMPION

In Moscow 2013 became the first woman to win four successive world titles at the same event

Indoor pb: 20.98 -13. Outdoor pb: 21.24 -11. DT pb: 58.12 -04. HT pb: 58.32 -02. 1 World Youth 2001 (99-10); 1 WJC 2002; 1 COM 2006/2010 (2002-2); 1 WCP 2006 (2002-6); 1 WCH 2007/2009/2011/2013 (2003-5, 2005-3); 1 WIC 2008/2012 (2004-dnq, 2010-2); 1 OLY 2008/2012 (2004-8); 1 IAAF Continental Cup 2010. 1 AAA junior 99 (at age 14). 1 New Zealand 2001-2011/2013 (12x). 1 Australian 2004/2005/2008/2009 ... her younger half-brother Steven Adams is a professional basketball player who was signed by the "Oklahoma City Thunder" team in 2013. 1.93/120kg

For one week she was the London Olympic silver medallist, then on August 13, 2012 the IOC announced the disqualification of Nadezhda Ostapchuk (though Ostapchuk's appeal process continues as at January 31, 2014)

Berlin ISTAF on September 1, 2013 was her 42nd successive victory, her last legitimate loss was to Ostapchuk in Zurich on August 18, 2010

Underwent surgery on her knee and ankle in September 2013

AHOURE Murielle (CIV) 23-8-1987 60 Metres

Reigning World Championship silver medallist at 60m, 100m & 200m

Indoor pb: 6.99 -12. Outdoor 100 pb: 10.91 -13. 200 pb: 22.24 -13. 2 WIC 60 2012; 6 OLY 200 2012 (7 100); 2 WCH 100/200 2013. 1 NCAA indoor 200 2009 (5 60); 4 NCAA 100 2009 (7 100). Born-Abidjan (CIV), moved Paris age 2 then the the USA at age 12 ... her father is General Mathias Doué, a former chief of staff of Ivory Coast's Army ... graduated from the University of Miami with a degree in Criminal Law

AKKAOUI Malika (MAR) 25-12-1987 800 Metres

2013 Mediterranean Games Champion

Indoor pb: 1:59.01 -12. Outdoor pb: 1:57.64 -13. 1500 pb: 4:04.96 -11. ht WJC 2006; 3 African Champs 2010/2012; ht WCH 1500 2011; ht WIC 2012; sf OLY 2012; 1 Mediterranean Games 2013; sf WCH 2013

ALDAMA Yamilé (GBR) 14-8-1972 Triple Jump

DEFENDING IAAF WORLD INDOOR CHAMPION

Three times top five in Olympic finals, each for different countries ... 2012 World Indoor Champion ... has lived in Britain since 2001

Indoor pb: 14.90 -04. Outdoor pb: 15.29 -03. HJ pb: 1.88 -92. 1 Ibero-American 96/98; 1 Central American & Caribbean 98; 3 WCP 98/2006; 1 Pan-Am Games 99; 2 WCH 99 (97/2007/2009-dnq, 2005-4, 2011-5); 4 OLY 2000 (2004/2012-5, 2008-dnq, 2012-5); 1 African Champs 2004/2006 (2008-2); 1 African Games 2007; 1 WIC 2012 (97-6, 99-7, 2004-2, 2006-3, 2008-5, 2010-dnq); 6 EIC 2013. 1 Cuban 97/98/99/2000; 1 AAA 2003; 1 UK indoor 2011/2012/2013. Cuban origin, tried in vain to gain a British passport in 2001-2003 then was given the chance to compete for Sudan from January 26, 2004 ... finally gained British citizenship on February 5, 2010 and cleared to compete for Britain from August 5, 2011 ... a cousin of her father is Andrés Aldama, the 1980 Welterweight Boxing Olympic Champion

She holds the world over-35 (14.82i) & over-40 (14.06) bests

AREGAWI Abeba (SWE) 5-7-1990 1500 Metres

World Champion and unbeaten (at 1500m) in 2013

Indoor pb: 3:58.40 -13. Outdoor pb: 3:56.54 -12. 800 pb: 1:59.20 -13. 3 African junior 800 2009; 5 OLY 1500 2012 (she was affected when Morgan Uceny fell right in front of her at the bell); 1 EIC 1500 2013 (won by almost 10 seconds); 1 WCH

1500 2013. 1 Ethiopian 800 2009. Breakthrough in 2011 with 4/4 wins indoors, but then suffered "jumpers knee" and race only once outdoors that year ... she became a Swedish citizen on June 28, 2012 and was cleared by the IAAF to represent Sweden from December 10, 2012

ARZAMASAVA Maryna (BLR) 17-12-1987 800 Metres

(Née Katovich) ... 2012 European bronze (originally fourth, but promoted after the disqualification of the original winner Yelena Arzhakova RUS) ... 2013 European indoor bronze

Indoor pb: 2:01.13 -12. Outdoor pb: 1:59.30 -11. 1500 pb: 4:15.99 -12. 400 pb: 53.56 -12. ht WJC 2006; 4 ETCh 2011/2013; 1 World Military Games 2011; sf WCH 2011/2013; ht WIC 2012; 3 ECH 2012; ht OLY 2012; 3 EIC 2013. 1 Belarusian 2008 & 1500 2012

ASUMNU Gloria (NGR) 22-5-1985 60 Metres

2012 African Champion at 200m

Indoor pb: 7.07 -12. Outdoor 100 pb: 11.02w, 11.03 -08. 200 pb: 22.70 -07. 7 WCH 4x100 2011; 3 African Games 100 2011 (5 200); 6 WIC 60 2012; sf OLY 100 2012 (ht 200, 4 4x100); 1 African Champs 200 2012 (3 100); sf WCH 100 2013. Holds dual citizenship with Nigeria and the USA ... was at Tulane University (New Orleans)

AYANA Almaz (ETH) 21-11-1991 3000 Metres

Full name-Almaz Ayana Eba

Best known at steeplechase, until she improved from 14:52 to 14:25 for 5000m at Paris 2013 behind Tirunesh Dibaba

Indoor pb: 8:50.10 -13. Outdoor pb: 8:40.53 -13. 5000 pb: 14:25.84 -13. 3000SC pb: 9:22.51 -10. 5 WJC 3000SC 2010; 3 WCH 5000 2013. 1 Ethiopian 3000SC 2013. Former World junior steeplechase record holder, set when she improved her best from 9:39.12 to 9:22.51 in Brussels 2010 ... then until she improved from 14:52 to 14:25 for 5000m at Paris 2013

BARRETT Brigetta (USA) 24-12-1990 High Jump

(Brigetta pronounced Brih-GEE-tuh)

Silvers at 2012 Olympics & 2013 Worlds

Indoor pb: 1.97 -12. Outdoor pb: 2.04 -13. 1 WSG 2011; 2 OLY 2012; 2 WCH 2013 (2011-10). 1 NCAA 2011/2012/2013 (1 indoor 2012/2013); 1 US 2011/2013. 1.83 tall

She's know for being theatrical during her competitions – "My ultimate dream is to be an entertainer. I love to sing and I'm always singing. I love to act, I love dancing, I write poetry, and I'm just in love with all aspects of entertainment."

BARTOLETTA Tianna (USA) 30-8-1985 60 Metres

(Née Madison) ... Surprise World Long Jump Champion in 2005 (2005) & indoors (2006) ... led off the USA's world record sprint relay team at the London Olympics

Indoor pb: 7.02 -12. Outdoor 100 pb: 10.85 -12. 200 pb: 22.37w, 22.50 -12. LJ pb: 6.92w, 6.89 -05. 4 Pan-Am junior LJ 2003; 1 WCH LJ 2005 (2007-10); 1 WIC LJ 2006; 3 WIC 60 2012; 4 OLY 100 2012 (1 4x100)

BEITIA Ruth (ESP) 1-4-1979 High Jump

(Pronounced BAY-tee-a) ... 2012 European Champion (at her fourth attempt) ... Spanish record holder ... 2010 World indoor silver ... medals at the last four European Indoor Championships ... 21x Spanish Champion (12 in + 7 out)

Indoor pb: 2.01 -07. Outdoor pb: 2.02 -07. dnq WJC 96; 9 EJC 97; 8 WJC 98; 1 under-23 ECH 2001; =6 WCP 2002; 2 ECP 2006 (2004-6); 2 ETCh 2009 (2011-3, 2013-4); 2 WIC 2010 (2001-7, 2003-5=, 2004-dnf, 2008-4); 3 ETCh 2011; 1 ECH 2012 (2002-11, 2006-9, 2010-6=); 4 OLY 2012 (2004-dnq, 2008-7=); 1 EIC 2013 (2005/2009/2011-2, 2007-3); =3 WCH 2013 (2003-11=, 2005/2011-dnq, 2007-6, 2009-5)). 1 Spanish 2003/2006-2013 (1 indoor 2002-2013). Youngest of five children. 1.92 tall

She retired as planned at the end of August 2012, but then after two months she changed her mind and then won two big medals in 2013 – “It was the best season of my sporting life.”

BELETE Almensch (BEL) 26-7-1989 **3000 Metres**
 TRANSFEREE – Ex-Ethiopia, acquired Belgian citizenship through residency on June 15, 2012 and cleared by IAAF to compete for Belgium one week later ... now resident in Belgium with her older sister Mimi Belete, who competes for Bahrain and was Asian Games Champion at 5000m in 2010

Indoor pb: 8:54.14 -13. Outdoor pb: 8:51.70 -13. 5000 pb: 15:03.63 -11. 1500 pb: 4:06.87 -10. 800 pb: 2:03.88 -10. ht OLY 5000 2012; 5 EIC 3000 2012; ht WCH 5000 2013. At WXC: 2013-17. At EXC: 2012-4, 2013-6. 1 Belgian 1500 2009/2010/2011

BILLAUD Cindy (FRA) 11-3-1986 **60 Metres Hurdles**
 2013 World outdoor finalist

Indoor pb: 7.96 -14. Outdoor 100H pb: 12.59 -13. sf World Youth 2003; sf WJC 2004; 3 EJC 2005; sf WIC 2008; 7 EIC 2009; 7 ETCh 2010; 7 WCH 2013 (2009-sf). 1 French 2013 & indoor 2009

BLEASDALE Holly (GBR) 2-11-1991 **Pole Vault**
 2011 European under-23 Champion ... 2013 European Indoor Champion

Indoor pb: 4.87 -12. Outdoor pb: 4.71 -12. 3 WJC 2010; dnq EIC 2011; 1 under-23 ECH 2011; nh WCH qualifying 2011; 3 WIC 2012; =6 OLY 2012; nh ETCh 2013. 1 UK 2011/2012 (1 indoor 2011/2012). Former gymnast, footballer, netballer and heptathlete. 1.75 tall

Seven British records to February 11, 2012 – Outdoors: 4.65 & 4.70 (2011); Indoors: 4.61, 4.71 (2011), 4.72, 4.80, 4.87 (2012) She improved by 95cm in 2009, 30cm in 2010, 36 cm in 2011 and 16cm in 2012 but not since January 21, 2012 (Her 2013 season curtailed by Achilles problems and a stress fracture in her back)

BUTVINA Aleksandra (RUS) 14-2-1986 **Pentathlon**
Pentathlon pb: 4615 -13

pbs in Pentathlon events:
60H: 8.61i; HJ: 1.83i; SP: 15.67i; LJ: 6.36 (6.27i); 800: 2:10.74 (2:12.31i)

Heptathlon pb: 6110 -12. 3 ECP 2010 (2008-11, 2011-4, 2013-7); 26 WSG 2013. 1 Russian indoor 2011

CAIN Mary (USA) 3-5-1996 **1500 Metres**

US indoor Mile Champion in 2013 at age 16 ... she holds US High School records at every distance from 800 to 5000m

Indoor pb: 4:06.63 -14. Mile pb: 4:24.11 -14. Outdoor pb: 4:04.62 -13. 800 pb: 1:59.51 -13. 5000 pb: 15:45.56 -13. 6 WJC 1500 2012; 10 WCH 1500 2013. 1 US indoor mile 2013 (2 1500 outdoors). Holds US & North American Junior & Youth records at both 800m & 1500m

CARTER Michelle (USA) 12-10-1985 **Shot Put**

Former World Junior Champion ... 2012 world indoor bronze ... at the 2013 US Championships she broke the US record of 20.18 which had been set 25 years earlier by Ramona Pagel

Indoor pb: 19.88 -13. Outdoor pb: 20.24 -13. 2 World Youth 2001; 1 WJC 2004; 3 Pan-Am Games 2011; 3 WIC 2012 (2010-dnq); 5 OLY 2012 (2008-15); 4 WCH 2013 (2009-6, 2011-9). 1 US 2008/2009/2011/2013 & indoor 2010. 1 NCAA indoor 2006. She works part-time as a cosmetologist (beauty professional) ... father/coach is Michael Carter (2 OLY SP 84) ... younger sister D'Andra Carter is a 57.73 discus thrower ... 1.75/116kg

CHICHEROVA Anna (RUS) 22-7-1982 **High Jump**

Full name-Anna Vladimirovna Chicherova
 Olympic Champion in 2012 after bronze in 2008 ... World Champion in 2011 after silvers in 2007 & 2009

Indoor pb: 2.06 -12. Outdoor pb: 2.07 -11. 1 World Youth 99; 4 WJC 2000; 2 EJC 2001; 2 WIC 2004/2012 (2003-3); 1 EIC 2005 (2007-5=); 1 WSG 2005 (2001-8=); 3 ECP 2006; 7 ECH 2006; 1 WCH 2011 (2003-6, 2005-4, 2007-2=, 2009-2, 2013-3=); 1 OLY 2012 (2004-6, 2008-3). 1 Russian 2007/2008/2009/2011/2012. Husband-Gennadiy Chernovol KAZ (2001 Asian Champion at 200m), their daughter Nika born September 7, 2010. Her younger brother Vladimir Chicherov is a 16.73 triple jumper. 1.80 tall

CHILD Eilidh (GBR) 20-2-1987 **400 Metres**

(Eilidh is pronounced “A - Lee”) ... 2010 Commonwealth silver at 400m Hurdles ... 2013 European indoor silver at 400m

Indoor pb: 51.45 -13. Outdoor pb: 51.83 -13. 400H pb: 54.22 -13. 2 under-23 ECH 400H 2009 (2007-5); sf WCH 400H 2009/2011; 8 ECH 400H 2010; 2 COM 400H 2010; sf OLY 400H 2012; 2 EIC 400 2013 (1 4x400); 1 ETCh 400H 2013 (2009-4, 2010-2); 5 WCH 400H 2013 (3 4x400). 1 Scottish 400H 2004/2007/2008 & 400 2011. 1 UK indoor 400 2013. Former Scottish Schools Champion at swimming

CHUDZIK Kamila (POL) 12-9-1986 **Pentathlon**

2009 World bronze

Pentathlon pb: 4537 -08

pbs in Pentathlon events

60H: 8.43i; HJ: 1.81 (1.71i); SP: 15.28i; LJ: 6.55 (6.40i); 800: 2:17.41 (2:20.85i)

Heptathlon pb: 6494 -08. JT pb: 55.15 -08. 4 under-23 ECH 2007; 15 OLY 2008; 11 EIC 2009; 2 ECP 2009 (2007-23, 2008-6); 3 WCH 2009 (2007-21). 1 Polish 2008/2009. 1.76/64kg

CICHOCA Angelika (POL) 10-1-1988 **800 Metres**

2012 World indoor finalist at 1500m

Indoor pb: 2:00.86 -10. 1500 pb: 4:07.83 -12. Outdoor pb: 2:00.20 -11. 1500 pb: 4:06.50 -11. 8 under-23 ECH 1500 2009; dq ht WIC 800 2010; ht ECH 800 2010; 7 WIC 1500 2012; ht ECH 1500 2012; ht EIC 1500 2013; 5 ETCh 800 2013 (2011-7). At EXC: 2007-17J, 2010-dnf/u23. 1 Polish 800 2011/2012 (1 1500 2011). At WXC: 2013-71

CONLEY Kim (USA) 14-3-1986 **3000 Metres**

2013 World finalist at 5000m

Indoor pb: 8:57.62 -12 (oversized track). 1500 pb: 4:05.70 -14. Outdoor pb: 8:47.95 -13. 5000 pb: 15:09.57 -13. 1500 pb: 4:07.17 -12. 3 North/Central American & Caribbean XC 2011; 7 Pan-Am Games 5000 2011; ht OLY 5000 2012; 12 WCH 5000 2013. At WXC: 2013-30

DAY-MONROE Sharon (USA) 9-6-1985 **Pentathlon**

Sixth at 2013 World Championships

Pentathlon pb: 4567 -12

pbs in Pentathlon events:

60H: 8.46i; HJ: 1.95 (1.93i); SP: 15.51i; LJ: 6.15 (5.95i); 800: 2:08.94 (2:11.89i)

Heptathlon pb: 6550 -13. 1 Pan-American junior HJ 2003; 3 WJC HJ 2004; 6 Pan-American Games HJ 2007; dnq OLY HJ 2008; dnq WCH HJ 2009; 17 WCH 2011; 15 OLY 2012; 6 WCH 2013 (2009-10). 1 US junior HJ 2004; 1 NCAA HJ 2005 (2007-4, 2008-2). 1 US 2011/2013 & indoor 2012/2013. Was at California Polytechnic State University ... she played in soccer (as a forward) for her University. 1.75/70kg

DEFAR Meseret (ETH) 19-11-1983 **3000 Metres**

Twice Olympic and now twice World Champion at 5000m ... 4x World Indoor Champion at 3000m

Indoor pb: 8:23.72 -07. Outdoor pb: 8:24.51 -07. 5000 pb: 14:12.88 -08. 10,000 pb: 29:59.20 -09. Half Mar pb: 66:09 -13. 1500 pb: 4:02.00 -10. 2 World Youth 3000 99; 2 WJC 5000 2000; 1 WJC 3000/5000 2002; 1 African Games 5000 2003/2007; 2 Afro-Asian 5000 2003; 1 WIC 3000

2004/2006/2008/2010 (2003-3, 2012-2); 1 OLY 5000 2004/2012 (2008-3); 1 African Champs 5000 2006 (2000/2010-2); 1 WCP 5000 2006; 1 WCH 5000 2007/2013 (2005-2, 2003-ht, 2009/2011-3); 5 WCH 10,000 2009 (2011-dnf); 1 IAAF Continental Cup 3000 2010. At WXC: 2002-13J. 1 Ethiopian 3000 2003. Husband-former soccer player Teodros Hailu, he and Meseret are passionate fans of Chelsea FC

DEKTYAREVA Tatyana (RUS) 8-5-1981 60 Metres Hurdles
Twice winner at European Team Championships

Indoor pb: 7.94 -10. Outdoor 100H pb: 12.68 -10. 100 pb: 11.76 -08. 200 pb: 23.59 -06. 8 WIC 2010; 1 ETCh 2010/2011 (2013-2); 6 ECH 2010; 5 WCH 2011 (2009-ht, 2013-sf); sf OLY 2012 (2008-ht). 1 Russian 2011/2012 (2008/2009/2010-2)

DELOACH SOUKUP Janay (USA) 12-10-1985 Long Jump

Full name-Cynthia Janay DeLoach Soukup (She is not related to the 1988 Olympic 200m Champion Joe DeLoach)
2012 Olympic bronze ... 2012 World Indoor silver
Indoor pb: 6.99 -11. Outdoor pb: 7.15w, 7.03 -12. 100H pb: 12.97 -13. 100 pb: 11.45 -08. 10 Pan-American Games 2007; 6 WCH 2011 (2013-11); 2 WIC 2012; 3 OLY 2012. 1 US indoor 2011/2012. Was at Colorado State University, from where she has a degree in psychology & human development and a master's degree in occupational therapy ... lives-Fort Collins, Colorado

DIBABA Genzebe (ETH) 8-2-1991 1500 Metres

DEFENDING IAAF WORLD INDOOR CHAMPION
Younger sister of Ejegayehu and Tirunesh but far quicker at 1500m than either

Indoor pb: 4:00.13 -12. 3000 pb: 8:26.95 -13. Outdoor pb: 3:57.54 -13. 3000 pb: 8:37.00 -13. 5000 pb: 14:37.56 -11. She has run a 400m time trial in 53 seconds. 2 WJC 5000 2008; 8 WCH 5000 2009/2011; 1 WJC 5000 2010; 1 WIC 1500 2012; ht OLY 1500 2012 (hamstring injury); 8 WCH 1500 2013. At WXC: 2007-5J, 2008-1J, 2009-1J, 2010-11J, 2011-9. She's been eighth at three successive World Championships outdoors

DOBIJA Teresa (POL) 19-10-1982 Women's Long Jump

2009 world finalist
Indoor pb: 6.68 -14. Outdoor pb: 6.78 -11. 7 ECP 2008; 3 ETCh 2009 (2011-8, 2013-7); 4 WSG 2009; 9 WCH 2009 (2011-dnq); dnq ECH 2012. 1 Polish 2008/2009/2012 (1 indoor 2013)

ESHETE Shitaye (BRN) 21-5-1990 3000 Metres

TRANSFEREE – Ethiopian origin
Full name-Shitaye Eshete Habtegebrel
Fourth at 2013 World Cross Country Championships, sixth at 10,000m at both London 2013 & Moscow 2013

Indoor pb: 8:49.27 -12. Outdoor 5000 pb: 15:03.13 -13. 10,000 pb: 30:47.25 -12. 6 IAAF Continental Cup 5000 2010; 1 Asian Champs 10,000 2011/2013 (2 5000 2013); 1 World Military Games 5000 2011; 1 Asian Indoor Champs 3000 2012; 5 WIC 3000 2012; 6 OLY 10,000 2012 (10 5000); 6 WCH 10,000 2013. At WXC: 2009-24J, 2010-11, 2013-4

FIROVA Tatyana (RUS) 10-10-1982 400 Metres

Progressed from third in the 2010 Russian Championships to the European title 17 days later; she was the only woman to win two golds in Barcelona 2010

Indoor pb: 51.22 -10. Outdoor pb: 49.72 -12. 200 pb: 23.27 -11. 1 EJC 99; 1 ECP 4x400 2003; 3 under-23 ECH 2003 (1 4x400); 1 WSG 2003; ht OLY 4x400 2004 (awarded silver); ht WCH 4x400 2005 (awarded gold); ht ECH 4x400 2006 (awarded gold); 6 OLY 2008 (2 4x400); 3 WCH 4x400 2009; 2 WIC 400/4x400 2010; 1 ECH 400/4x400 2010; 3 IAAF Continental Cup 2010; 1 WCH 4x400 2013

FRASER-PRYCE Shelly-Ann (JAM) 27-12-1986 60 Metres

Twice Olympic Champion at 100m ... treble World Championship sprint gold in 2013

Indoor pb: 7.04 -13. Outdoor 100 pb: 10.70 -12. 200 pb: 22.09 -12. 400 pb: 54.93 -11. 1 OLY 100 2008/2012; 1 WCH 100/4x100 2009; 4 WCH 100 2011 (2 4x100); 2 OLY 200/4x100 2012; 1 WCH 100/200/4x100 2013. Ran in heat of 2007 World 4x100, so awarded a silver medal won by Jamaica in the final ... her mother Maxine was a sprinter and long jumper ... married Jason Pryce on January 7, 2011

She has opened a hair salon in Kingston: Chic Hair JA – “we specialise in accentuating the natural beauty of the woman”

GADSCHIEW Kristina (GER) 3-7-1984 Pole Vault

Tenth at the last three World Championships

Indoor pb: 4.66 -11. Outdoor pb: 4.61 -13. 2 WSG 2007 (2009-3); 10 WCH 2009/2013 (2011-10=); 7 WIC 2010 (2012-10); 3 EIC 2011 (2009-5, 2013-7). 1 German indoor 2013. 1.70 tall

GAY Mabel (CUB) 5-5-1983 Triple Jump

2009 World silver

Indoor pb: 14.57 -04. Outdoor pb: 14.67 -11. 1 World Youth 99; 1 WJC 2002 (2000-4); 1 Ibero-American 2002; 1 Central American & Caribbean junior 2002; 1 Pan-Am Games 2003 (2007/2011-3); dnq OLY 2008; 2 Central American & Caribbean Champs 2009; 2 WCH 2009 (2003-5, 2005-dnq, 2011-4, 2013-5); 3 WIC 2012 (2004-9, 2006-dnq, 2010-5). 1 Spanish indoor 2010. Youngest of six children

GEGA Luiza (ALB) 5-11-1988 1500 Metres

Albanian record holder at 800m, 1500m & 3000m Steeplechase
Indoor pb: 4:09.90 -13. Outdoor pb: 4:05.11 -13. 800 pb: 2:01.96 -13. 3000SC pb: 9:54.72 -11. ht EIC 800 2011/2013; 1 Balkan 1500 2011 (2 3000SC); 1 Balkan indoor 1500 2012/2013; ht ECH 800/1500 2012; 2 Mediterranean Games 1500 2013; 3 WSG 1500 2013; sf WCH 1500 2013

GEORGE Regina (NGR) 17-2-1991 400 Metres

World Junior relay competitor for USA in 2010, she has dual citizenship with Nigeria and was cleared by the IAAF to compete for that country from June 27, 2012

Indoor pb: 51.05 -13. Outdoor pb: 50.84 -13. sf WJC 2010 (1 4x400) (for USA); 2 African Champs 2012 (for Nigeria); sf OLY 2012; sf WCH 2013. 1 Nigerian 2012/2013. 4 NCAA 2012 (2013-5). Student of Psychology at the University of Arkansas 49.67 relay split at Moscow World Championships where Nigeria were sixth

GONG Lijiao (CHN) 24-1-1989 Shot Put

Twice World bronze ... 2012 Olympic bronze (though she never got to stand on the podium because of Nadezhda Ostapchuk)

Indoor pb: 19.93 -11. Outdoor pb: 20.35 -09. 1 Asian Indoor Champs 2008; 3 WCH 2009/2013 (2007-7, 2011-4); 1 Asian Champs 2009; 9 WIC 2010; 3 IAAF Continental Cup 2010; 2 Asian Games 2010; 3 OLY 2012 (2008-5). 1 Chinese 2007/2009/2010/2011/2012 & Chinese National Games 2009/2013 ... born-Hebei province. 1.75/108kg

GREEN TREGARO Emma (SWE) 8-12-1984 High Jump

2005 World bronze ... 2010 European silver & 2012 bronze

Indoor pb: 1.98 -08. Outdoor pb: 2.01 -10. TJ pb: 13.69i -06. LJ pb: 6.41 -05. 200 pb: 23.02 -06. 1 European Youth 2001; 9 WJC 2002; 3 EJC 2003; 2 under-23 ECH 2005; 3 WCH 2005 (2007/2009-7=, 2011-11, 2013-5); 5 ECP 200 2006; =5 WIC 2010 (2006-2008-dnq, 2013-5); 2 ECH 2010 (2006-11, 2012-3); 2 IAAF Continental Cup 2010; 1 ETCh 2011; 8 OLY 2012 (2008-9); 3 EIC 2013 (2005-8, 2007-dnq). 1 Swedish 2005/2006/2007/2008/2009/2010/2011/2013 (1 indoor 2004/2005/2007/2008/2010/2013). Uncle-Göte Green was a national class 400m-runner (47.9) in the 1970s ... husband/coach-Yannick Tregaro. 1.80 tall

HALL Patricia (JAM) 16-10-1982 400 Metres

World relay golds as a junior and a senior

Indoor pb: 51.66 -11. Outdoor pb: 50.71 -12. 200 pb: 22.51 -13. 400H pb: 57.65 -99. 1 WJC 4x400 98; 3 WYC 400H 99; 2 Central American & Caribbean Champs 2011; 7 Pan-American Games 2011; sf WIC 2012; sf WCH 200/400 2013. Ran in heat of 2011 World 4x400, so awarded silver won by Jamaica in final

HARRER Corinna (GER) 19-1-1991 3000 Metres

2013 European indoor silver at 3000m ... 2012 Olympic semi-finalist at 1500m

Indoor pb: 8:51.04 -13. Outdoor pb: 8:55.47 -12. 1500 pb: 4:04.30 -12. 800 pb: 2:00.34 -12. 10,000 pb: 32:30.41 -13. 5000 pb: 16:47.04 -10. 400 pb: 55.18 -08. 2 EJC 800 2009; 6 WJC 800 2010; 2 under-23 ECH 1500 2011/2013; 8 ECH 1500 2012; 2 EIC 3000 2013; 4 ETCh 3000 2013 (2011-8); 2 under-23 ECH 1500 2013. 1 German youth 400 2007/2008. 1 German 1500 2011/2012 & indoor 3000 2013. At EXC: 2008-23J, 2009-4J, 2010-5J, 2011-3u23, 2012-6u23, 2013-9u23 ... good range: former German Youth Champion at 400m, and she's run a 10,000 in 32:30.41

HARRISON Queen (USA) 10-9-1988 60 Metres Hurdles

2010 US Collegiate Champion in both hurdles disciplines ... 2007 Pan-American Junior Champion ... full name-Queen Quedith Earth Harrison

Indoor pb: 7.94 -10. Outdoor 100H pb: 12.43 -13. 400H pb: 54.55 -10. 400 pb: 52.88 -08. 1 Pan-American junior 400H 2007 (2 100H). sf OLY 400H 2008; sf WCH 400H 2011; 5 WCH 100H 2013. 1 US junior 400H 2007 (2 100H). One of 23 children who were given names such as Graceful, Princess, Empress, King Master and Victory ... student of Business marketing at Virginia Tech University

HASTINGS Natasha (USA) 23-7-1986 400 Metres

At her seventh attempt she became US 400m Champion in 2013, she then led the World 400m final for the first 100m

Indoor pb: 50.80 -07. Outdoor 400 pb: 49.84 -07. 200 pb: 22.61 -07. 1 World Youth 400/Medley Relay 2003; 1 WJC 400/4x400 2004; sf WCH 2007 (ht 4x400 2007/2009/2011 - awarded gold); 1 WIC 4x400 2010; 3 WIC 2012 (2 4x400); 5 WCH 2013 (2 4x400). Ran in relay heats at 2008 Olympics, so awarded gold medal won by USA in final. 1 NCAA in/out 400 2007. 1 US indoor 400 2011 & outdoor 400 2013. Born-New York, father Charles-Jamaican, mother Joanne Gardner was British Junior Girls 100m Champion in 1977 ... her cousin is Shaka Hislop, Trinidad's goalkeeper at the 2006 World (soccer) Cup

HILALI Siham (MAR) 2-5-1986 1500 Metres

2008 Olympic finalist ... 2013 World Championship finalist (at the fourth attempt)

Indoor pb: 4:04.53 -12. 3000 pb: 8:46.17 -12. Outdoor 1500 pb: 4:01.33 -11. 800 pb: 2:00.15 -13. 1 World Youth 3000 2003; 3 WJC 1500/3000 2004; 7 WIC 2008 (2012-ht); 10 OLY 2008 (2012-sf); 11 WCH 2013 (2007/2009-ht, 2011-sf); 1 Mediterranean Games 2013. At WXC: 2003-19J, 2004-12J, 2009-23, 2010-26. Based-Rabat

HILDEBRAND Nadine (GER) 20-9-1987 60 Metres Hurdles

2010 European outdoor finalist

Indoor pb: 7.98 -14. 100H pb: 12.85 -13. 6 EJC 2005; sf WJC 2006; 6 EIC 2009 (2011/2013-sf); sf WIC 2010; 8 ECH 2010 (2012-sf); 6 ETCh 2013; sf WCH 2013. 1 German 2013 & indoor 2009/2013

HINGST Carolin (GER) 18-9-1980 Pole Vault

Sixth at Beijing Olympics

Indoor pb: 4.70 -07. Outdoor pb: 4.72 -10. 3 under-23 ECH

2001; 10 WCH 2001/2005 (2003/2007/2013-dnq); dnq WIC 2004/2010; 4 EIC 2005 (2007-dnq); 2 ECP 2005 (2004-nh, 2007-5); 6 OLY 2008 (2004-dnq); 11 ECH 2010 (2002-dnq). 1 German 2008 & indoor 2005/2010. 1.70 tall

HINRIKSDÓTTIR Aníta (ISL) 13-1-1996 800 Metres

Reigning World Youth & European Junior Champion

Indoor pb: 2:01.81 -14. 1500 pb: 4:19.31 -14. Outdoor pb: 2:00.49 -13. 1500 pb: 4:16.51 -13. 4 WJC 2012; sf EIC 2013; 1 World Youth 2013; 1 EJC 2013. Her maternal aunt Martha Ernstsðóttir is Icelandic record holder at 5000, 10,000 & Marathon

IBARGÜEN Caterine (COL) 12-2-1984 Triple Jump

2013 World gold ... 2012 Olympic silver ... 2011 World bronze ... unbeaten in 2013

Outdoor pb: 14.99 -11. LJ pb: 6.87w, 6.73 -12. HJ pb: 1.93 -05. Heptathlon pb: 5742 -09. dnq OLY HJ 2004; dnq WCH HJ 2005/2009; 1 South American HJ 2005/2006/2007/2009 & TJ 2011; dnq WIC HJ 2006; 1 Pan-American TJ 2011; 2 OLY TJ 2012; 1 WCH TJ 2013 (2011-3). 1.65 tall

JOHNSON-THOMPSON Katarina (GBR) 9-1-1993 Pentathlon

World Junior Champion at Long Jump ... former World Youth Champion at Heptathlon

Pentathlon pb: 4526 -12

pbs in Pentathlon events

60H: 8.40i; HJ: 1.89 (1.88i); SP: 12.49i; LJ: 6.56 (6.39i); 800: 2:07.64 (2:17.24i)

Heptathlon pb: 6449 -13. 1 World Youth 2009; 6 EJC 2011 (2009-8); 1 WJC LJ 2012 (sf 100H); 14 OLY 2012; 1 under-23 ECH 2013; 5 WCH 2013. Winner of multiple national titles at HJ & LJ. Mother-Tracey Johnson (English), father-Ricardo Thompson (Bahamian) ... student of psychology at Liverpool John Moores University. 1.83/68kg

JONES-FERRETTE LaVerne (ISV) 16-9-1981 60 Metres

US Virgin Islands record holder at 60m, 100m & 200m and 400m

Indoor pb: 6.97 -10. Outdoor 100 pb: 10.91w, 11.07 -12. 200 pb: 22.46 -09. 400 pb: 51.47 -07. qf OLY 100/200 2004/2008; 7 WSG 200 2005; sf WIC 60 2006/2008 (2010-dq final, 2012-dq sf (false start)); 2 Central American & Caribbean Games 100 2006 (4 200); 7 Pan-Am Games 100/400 2007; sf WCH 200 2005/2007/2009; 8 Pan-Am Games 100 2011. Lives, St Croix (US Virgin Islands), trains in Houston ... her husband Stephen Ferrette was an international 400m runner

Three-month doping suspension in 2010, she was stripped of the silver medal she originally won at that year's World Indoor Championships

JUNGMARK Ebba (SWE) 10-3-1987 High Jump

2012 World indoor silver ... 2013 European indoor silver

Indoor pb: 1.96 -11/13. Outdoor pb: 1.94 -11. 12 EJC 2005; 5 WJC 2006; 3 under-23 ECH 2007 (2009-5=); dnq WCH 2007/2011; 10 ECH 2012 (2010-dnq); dnq OLY 2012; 2 EIC 2013 (2011-3). 1 NCAA indoor 2008 (representing Washington State University); 1 Swedish indoor 2011/2012. 1.79 tall

KAREIVA Natallia (BLR) 14-11-1985 1500 Metres

Fourth at 2012 World Indoor 1500m, seventh at the London Olympics

Indoor pb: 4:08.60 -12. Outdoor pb: 4:02.37 -12. 800 pb: 2:01.42 -07. 6 EJC 800 2003; 1 WJC 800 2004; 4 under-23 ECH 800 2007; 5 WSG 800 2007; 8 ETCh 800 2010; ht ECH 1500 2010; 4 WIC 1500 2012 (2010-8); 7 OLY 1500 2012; 4 EIC 1500 2013 (2011-ht); 9 ETCh 1500 2013. At EXC: 2004-17J. 1 Belarusian 1500 2008/2009/2010 & 800 2009 (1 indoor 800 2007/2010/2012 & 1500 2009/2010/2011/2012)

KIBET Sylvia (KEN) 28-3-1984**3000 Metres**

Full name-Sylvia Jebiwott Kibet

Twice World 5000m silver, 3x fourth at World Indoor Championships

Indoor pb: 8:40.50 -12. Outdoor pb: 8:37.47 -13. 5000 pb: 14:31.91 -10. 10,000 pb: 30:47.20 -09. 3 African Champs 5000 2006; 3 African Games 5000 2007; 4 WIC 3000 2008/2010/2012; 4 OLY 5000 2008; 2 WCH 5000 2009/2011 (2007-4); 2 COM 5000 2010. 1 Kenyan 5000 2010. At WXC: 2011-13. Her sister is former European Cross Country Champion Hilda Kibet, who has transferred from Kenya to the Netherlands**KLISHINA Darya (RUS) 15-1-1991****Long Jump**

Full name-Darya Igorevna Klishina

Twice European Indoor Champion

Indoor pb: 7.01 -13. Outdoor pb: 7.05 -11. 1 European Youth 2007; 1 World Youth 2007; 1 EJC 2009; 1 EIC 2011/2013; 1 ETCh 2011 (2013-2); 1 under-23 ECH 2011; 4 WIC 2012 (2010-5); 1 WSG 2013; 7 WCH 2013. 1 Russian junior 2009 & indoor 2011. Her first sport was volleyball ... attends Moscow University for Industry and Finance**KNYAZYEVA Hanna (ISR) 25-9-1989****Triple Jump**

Fourth at London Olympics for Ukraine, now with Israel

Indoor pb: 14.31 -12. Outdoor pb: 14.71 -12. LJ pb: 6.40 -12. 1 World Schools Games 2006; 2 EJC 2007; 4 WJC 2008; 4 WSG 2011; 5 under-23 ECH 2011; dnq WIC 2012; 4 OLY 2012; 6 WCH 2013. 1 Ukrainian 2012; 1 Israeli 2013

She acquired Israeli citizenship on May 12, 2013 and as the Ukrainian Athletics Federation agreed to the transfer, was cleared by the IAAF to represent Israel from June 12, 2013

KOLODKO Yevgeniya (RUS) 2-7-1990**Shot Put**

Twice fifth at World Championships ... 2012 Olympic silver (though she only got bronze on the night of the final as the disqualified Nadezhda Ostapchuk was initially declared the winner)

Indoor pb: 19.97 -13. Outdoor pb: 20.48 -12. 9 EJC 2009; 1 under-23 ECH 2011; 5 WCH 2011/2013; 7 WIC 2012; 2 OLY 2012; 2 EIC 2013. 1 Russian 2012 (1 indoor 2012). She is a good big-time performer, improving by 45cm in Daegu 2011 and then 26cm in London 2012. 1.82/92kg**KONEVA Yekaterina (RUS) 25-9-1988****Triple Jump**

Twice World Student Games Champion

Indoor pb: 14.65 -14. Outdoor pb: 14.82 -13. LJ pb: 6.70 -11. 1 WSG 2011/2013; 2 ETCh 2013; 2 WCH 2013. 1 Russian under-23 2010. Served a two year doping ban from 2007-2009**KOPETS Alena (BLR) 14-2-1988****Shot Put**

2013 European indoor bronze

Indoor pb: 19.06 -13. Outdoor pb: 19.24 -13. DT pb: 52.83 -11. dnq WJC SP/DT 2006; 2 EJC SP 2007 (dnq DT); 3 WSG 2009 (2011-5); 3 under-23 ECH SP 2009; dnq WIC 2012; 3 EIC 2013 (2011-dnq); 12 WCH 2013. 1 Belarusian 2013 & indoor 2011/2013**KOROBKINA Yelena (RUS) 25-11-1990****3000 Metres**

2013 European Team Championships winner at 3000m

Indoor pb: 8:50.42 -13. 1500 pb: 4:08.71 -11. Outdoor pb: 8:51.41 -10. 1500 pb: 4:05.18 -13. 5000 pb: 15:22.14 -11. 1 EJC 3000 2009; ht EIC 1500 2011; 10 under-23 ECH 5000 2011; 4 EIC 3000 2013; 1 ETCh 3000 2013; 2 WSG 1500 2013; 12 WCH 1500 2013. At EXC: 2008-21J. 1 Russian indoor 1500 2013**KOTULSKAYA Yelena (RUS) 8-8-1988****800 Metres**

(Née Kofanova) ... 2013 European indoor silver ... 2013 Russian Champion indoors & out

Indoor pb: 1:59.63 -12. Outdoor pb: 1:57.77 -12. 1500 pb:

4:15.49 -09. 400 pb: 53.19 -09. 1 under-23 ECH 2009; sf WCH 2009/2013; 2 WSG 2011 (2013-5); 5 WIC 2012; 2 EIC 2013. 1 Russian 2013 & indoors 2012/2013

KRIVOSHAPKA Antonina (RUS) 21-7-1987**400 Metres**

("Tonya") ... World Championship bronzes in 2009 & 2013 ... 2010 European bronze ... 2009 European Indoor Champion

Indoor pb: 50.55 -09. Outdoor pb: 49.16 -12. 1 European Youth Olympics 2003; 2 World Youth 2003; ht WJC 2004; 1 EIC 400/4x400 2009; 3 WCH 400/4x400 2009; 3 ECH 2010 (1 4x400); 5 WCH 2011 (3 4x400); 6 OLY 2012 (2 4x400); 3 WCH 2013 (1 4x400). 1 Russian in/out 2009**KUCHERENKO Olga (RUS) 5-11-1985****Long Jump**

Great improvement to win 2011 World silver, but then only fourth in the 2012 Russian Championships so she missed the Olympics

Indoor pb: 7.10 -13. Outdoor pb: 7.13 -10. 12 under-23 ECH 2007; dnq WIC 2008; 3 EIC 2009 (2013-6); 2 ETCh 2009/2010; 3 ECH 2010; 2 WCH 2011 (2009/2013-5). 1 Russian indoor 2009. Based-Vologograd**KUCHINA Mariya (RUS) 14-1-1993****High Jump**

2010 Youth Olympic Champion ... holds the official world junior indoor record (1.97 in 2011)

Indoor pb: 2.00 -14. Outdoor pb: 1.96 -13. 2 World Youth 2009; 1 European Youth 2009; 1 Youth Olympic Games 2010; dnq EIC 2011; 1 EJC 2011; 3 WJC 2012; 1 ETCh 2013; 2 WSG 2013**LA MANTIA Simona (ITA) 14-4-1983****Triple Jump**

Surprise 2010 European silver, then indoor gold in 2011

Indoor pb: 14.60 -11. Outdoor pb: 14.69 -05. LJ pb: 6.48 -05. 10 EJC 2001; 8 WJC 2002; dnq WCH 2003/2005/2011/2013; 11 WIC 2004 (2006-dnq); dnq OLY 2004/2012; 1 under-23 ECH 2005 (2003-2); 4 WSG 2007; 2 ECH 2010 (2006-dnq, 2012-4); 5 IAAF Continental Cup 2010; 1 EIC 2011 (2005-8, 2013-3); 2 ETCh 2011 (2010-5, 2013-3); 1 World Military Games 2011. 1 Italian 2005/2006/2010/2011/2012/2013 (1 indoor 2004/2006/2011/2012/2013). Born-Palermo**LALOVA Ivet (BUL) 18-5-1984****60 Metres**

2012 European Champion at 100m

Indoor pb: 7.12 -13. Outdoor 100 pb: 10.77 -04. 200 pb: 22.51 -04. 1 EJC 100/200 2003; 4 OLY 100 2004 (5 200); 1 EIC 200 2005; qf WCH 100 2007; sf OLY 100 2008 (qf 200); 7 WCH 100 2011 (sf 200); 8 WIC 60 2012 (2008/2010-sf); 1 ECH 100 2012 (sf 200); sf OLY 100/200 2012; 3 EIC 60 2013; sf WCH 100 2013. Father-Miroslav Lalov ran 10.4 for 100m in 1966 and was Bulgarian Champion at 200m that year, mother-Lilya was a pentathlete ... she broke her right femur while warming up to compete at the 2005 Athens Grand Prix**LESUEUR Éloyse (FRA) 15-7-1988****Long Jump**

2012 European Champion

Indoor pb: 6.90 -13. Outdoor pb: 6.91 -11. 2 World Youth 2005 (7 100); dnf WJC Heptathlon 2006; 2 EJC 2007; 4 WIC 2008; 3 under-23 ECH 2009; dnq WCH 2009/2011/2013; 1 ETCh 2010/2013 (2011-3); 1 ECH 2012; 8 OLY 2012; 2 EIC 2013 (2011-4). 1 French 2006/2010/2011/2012/2013. Coach-Renaud Longuevre**LIU Xiangrong (CHN) 6-6-1988****Shot Put**

Twice Asian Champion

Indoor pb: 18.81 -13. Outdoor pb: 19.24 -12. 1 Asian Champs 2007/2013 (2009/2011-2); 10 WCH 2009/2013 (2011-dnq); 1 Asian Indoor Champs 2012; 6 WIC 2012 (2010-dnq); 6 OLY 2012; 2 WSG 2013 ... from-Inner Mongolia ... coach-Li Meisu (Asian record holder & 3 OLY SP 88). 1.85/118kg

LUPU Nataliya (UKR) 4-11-1987 **800 Metres**

2013 European Indoor Champion

Indoor pb: 1:59.67 -12. Outdoor pb: 1:58.46 -12. 400 pb: 52.91 -11. 1500 pb: 4:20.93 -03. 1 European Youth Olympics 1500 2003; 1 EJC 2005; 4 WJC 2006; 2 under-23 ECH 2009; sf EIC 2009; 1 ETCh 2010; ht ECH 2010; sf EIC 400 2011; 2 WIC 2012; sf OLY 2012; 1 EIC 2013; 7 WCH 2013 (2009-ht). 1 Ukrainian 2009/2012 (1 indoors 2009/2012/2013)

MASNÁ Lenka (CZE) 22-4-1985 **800 Metres**

2013 world finalist

Indoor pb: 2:01.69 -14. Outdoor pb: 1:59.56 -13. 400 pb: 53.02 -12. 1500 pb: 4:18.36 -09. 8 under-23 ECH 2007; 6 ECH 2010 (2012-sf); ht WIC 2012; ht OLY 2012; sf EIC 2013 (2011-ht); 8 WCH 2013 (2009-sf). 1 Czech 2010 & indoor 400 2013

McCORORY Francena (USA) 20-10-1988 **400 Metres**

Sixth at Moscow 2013 when she led at 200m ... relay golds at Daegu 2011 & London 2012 ... US indoor record holder

Indoor pb: 50.54 -10. Outdoor pb: 49.86 -13. 200 pb: 22.92 -10. 4 WCH 2011 (1 4x400); 7 OLY 2012 (1 4x400); 6 WCH 2013 (2 4x400 – almost caught Russia with her split of 49.25). 1 NCAA 2010 & indoors 2009/2010. US indoor record holder (50.54 in 2010 to break the record which had stood to for 19 years to Diane Dixon) ... psychology graduate from Hampton University in Virginia ... she is one of 22 children (15 girls & 7 boys)

MEADOWS Jenny (GBR) 17-4-1981 **800 Metres**

2011 European Indoor Champion ... 2010 World indoor silver ... 2009 World bronze ... 2010 European bronze

Indoor pb: 1:58.43 -10. Outdoor pb: 1:57.93 -09. 400 pb: 52.50 -05. 1500 pb: 4:19.36 -06. 1 WJC 4x400 2000; 6 under-23 ECH 400 2001 (2003-7); 2 WSG 4x400 2001; ht COM 4x400 2002 (awarded silver medal won by England in final); sf OLY 800 2008; 3 WCH 800 2009 (2007/2011-sf); 2 WIC 800 2010 (2008-5); 3 ECH 800 2010; 1 EIC 800 2011 (2002-ht, 2007-5, 2009/2013-4); 2 ETCh 800 2011. Married her coach Trevor Painter on September 9, 2006

She suffered an achilles tear in December 2011, but it was undiagnosed until March 2012 and after missing out on Olympic selection, she underwent surgery to repair the injury. Recovered to race indoors in 2013, but then missed the outdoor season in 2013 with a stress fracture of her femur

MELNYCHENKO Hanna (UKR) 24-4-1983 **Pentathlon**

2013 World Champion

Pentathlon pb: 4748 -12**pbs in Pentathlon events:****60H: 8.20i; HJ: 1.86 (1.84i); SP: 14.19i; LJ: 6.74 (6.41i); 800: 2:09.85 (2:14.35i)**

Heptathlon pb: 6586 -13. 13 under-23 ECH 2005; 16 ECH 2006 (2010-dnf); 3 WSG 2007; 1 ECP 2008/2009/2010 (2005-9, 2006-7, 2007-3, 2013-2); 7 WIC 2012; 9 OLY 2012 (2008-14); 3 EIC 2013 (2007-10); 1 WCH 2013 (2007-dnf, 2009-6). Born-Georgia ... partner-Oleksiy Kasyanov (7 OLY Decathlon 2008/2012). 1.78/58kg

MILLER Shaunae (BAH) 15-4-1994 **400 Metres**

Former World Youth & World Junior Champion at 400m ... fourth at 200m in Moscow 2013

Indoor pb: 50.88 -13. Outdoor pb: 50.70 -13. 200 pb: 22.45 -13. 100 pb: 11.41 -12. 1 WJC 2010 (2012-4); 1 World Youth 2011; dnf ht OLY 2012 (hamstring); 4 WCH 200 2013. 1 NCAA indoor 400 2013. Her great uncle Leslie Miller ran in the Mexico Olympics and though eliminated in his 400m heat, became the first Bahamian to break 47 seconds with a time of 46.99. 1.85 tall (6-1)

MIRONCHYK-IVANOVA Nastassia (BLR) 13-4-1989 **Long Jump**

Fourth at 2011 World Championships

Indoor pb: 6.82 -12. Outdoor pb: 7.08 -12. TJ pb: 14.29 -11. 8 World Youth 2005; 2 WJC 2008; dnf EIC TJ 2009; 2 under-23 ECH 2009 (2011-6); 6 ECH 2010; 6 EIC 2011; 4 WCH 2011 (2009-11); 5 WIC 2012; 7 OLY 2012. 1 Belarusian 2012 & TJ 2011

MONTAÑO Alysia (USA) 26-4-1986 **800 Metres**

(Née Johnson)

Held on for 2010 World indoor bronze after running from the front but then fourth at the last two World Championships outdoors

Indoor pb: 1:59.60 -10. Outdoor pb: 1:57.34 -10. 6 Pan-Am Games 2007; 3 WIC 2010; 8 IAAF Continental Cup 2010; 4 WCH 2011/2013 (2007-ht); 5 OLY 2012 (led at bell). 1 US 2007/2010/2011/2012/2013. 1 NCAA 2007. Always races with a flower in her hair, a habit she started (she explains) because she wanted to look feminine while training with mainly boys as a youngster ... coach/husband-Louis Montaña

MOREIRA Sara (POR) 17-10-1985 **3000 Metres**

2013 European indoor 3000m champion

Indoor pb: 8:44.22 -11. Outdoor pb: 8:42.69 -10. 5000 pb: 14:54.71 -10. 10,000 pb: 31:16.44 -12. Half Mar pb: 70:08 -10. 1500 pb: 4:07.11 -10. 3000SC pb: 9:28.64 -09. 3 under-23 ECH 3000SC 2007; 12 WCH 3000SC 2007 (2011-dq); ht OLY 3000SC 2008; 10 WCH 5000 2009 (ht 3000SC); 1 WSG 5000/3000SC 2009; 5 WIC 3000 2010; 2 ECH 5000 2010 (2012-3); 6 IAAF Continental Cup 3000 2010; 7 EIC 1500 2011; 2 WSG 5000 2011; dq WCH 3000SC 2011; 1 ECP 10,000 2012; 14 OLY 10,000 2012; 1 EIC 3000 2013 (2009-2). 1 Portuguese 3000SC 2007/2008/2009/2011. At WXC: 2011 -20. At EXC: 2003-60J, 2007-13u23, 2008-35, 2009-10, 2010-9, 2012-12. Coach/husband-Pedro Ribeiro was Portuguese Steeplechase Champion in 2010

MOSINA Veronika (RUS) 17-10-1990 **Triple Jump**

Up from 13.14 to 14.50 in 2012 to win surprise Olympic selection at Triple Jump

Indoor pb: 14.30 -13. LJ pb: 6.71 -12. Outdoor pb: 14.50 -12. LJ pb: 6.79 -13. 2 European Junior Clubs TJ 2009; dnf OLY TJ 2012; 4 EIC TJ 2013. 3 Russian TJ 2012

MUIR Laura (GBR) 9-5-1993 **800 Metres**

2013 European under-23 bronze at 1500m

Indoor pb: 2:00.94 -14. 1500 pb: 4:12.36 -13. Outdoor pb: 2:00.80 -13. 1500 pb: 4:07.76 -13. 3000 pb: 9:02.35i -13, 9:12.80 -12. 16 WJC 3000 2012; 8 EIC 1500 2013; 3 under-23 ECH 1500 2013; sf WCH 800 2013. At EXC: 2011-31J. 1 Scottish 1500 2012; 1 UK indoor 1500 2013

MURER Fabiana (BRA) 16-3-1981 **Pole Vault**

Former World Champion indoors & out

Indoor pb: 4.82 -10. Outdoor pb: 4.85 -10/11. 10 WJC 2000 (98-dnf); 1 Ibero-American 2006/2010; 2 WCP 2006; 1 South American 2006/2007/2009/2011; 1 Pan-American 2007 (2011-2); =10 OLY 2008 (2012-dnf); 1 WIC 2010 (2008-3=, 2006-dnf); 3 IAAF Continental Cup 2010; 1 WCH 2011 (2005-dnf, 2007-6=, 2009-5, 2013-5=). 1 Brazilian 2005/2006/2008/2009/2013. Ex-Gymnast (speciality apparatus-asymmetric bars). 1.72 tall

NANA DJIMOU Antoinette (FRA) 2-8-1985 **Pentathlon**

Reigning European Champion indoors & out ... fifth at the London Olympics, 7th-7th-8th in World Championships

Pentathlon pb: 4723 -11**ps in Pentathlon events:****60H: 8.11i; HJ: 1.84i; SP: 15.41i; LJ: 6.44i; 800: 2:15.94 (2:18.09i)**

Heptathlon pb: 6576 -12. 4 WJC 2004; 5 under-23 ECH 2005 (2007-7); 2 ECP 2008; 7 WCH 2009/2011 (2007-dnf, 2013-8); 5 WIC 2010; 1 EIC 2011/2013 (2007-11, 2009-3); 1 ECH 2012 (2006-21, 2010-dnf); 5 OLY 2012 (2008-18) 1 French 2006/2007 & French indoor 2007/2009. Ex-Cameroon. 1.75/65kg

O'ROURKE Derval (IRL) 28-5-1981 60 Metres Hurdles

2006 World Indoor Champion ... back-to-back European silvers ... fourth in 2009 Worlds ... 19x Irish Champion (10 in + 9 out)
Indoor pb: 7.84 -06. Outdoor 100H pb: 12.65 -10. 100 pb: 11.54 -05. sf WJC 2000; 4 under-23 ECH 2003 (2001-7); 1 WIC 2006 (2003/2012-sf); =2 ECH 2006; 3 EIC 2009 (2002-ht, 2005-sf, 2011/2013-4); 4 WCH 2009 (2003-ht, 2005/2007-sf); 2 ECH 2010; 5 IAAF Continental Cup 2010; sf OLY 2012 (2004/2008-ht). 1 Irish 2001/2002/2004/2005/2006/2007/2008/2010/2011. 1 AAA indoor 2006 & UK indoor 2010/2013. Former gymnast & hockey player

OBIRI Hellen (KEN) 13-12-1989 3000 Metres

DEFENDING IAAF WORLD INDOOR CHAMPION
Full name-Hellen Onsando Obiri
2012 World Indoor Champion at 3000m when she outkicked Meseret Defar ... 2013 World 1500m bronze

Indoor pb: 8:35.52 -12. 1500 pb: 4:06.25 -12. Outdoor pb: 8:34.25 -13. 1500 pb: 3:58.58 -13. 800 pb: 2:00.54 -11. 3 World Military Games 800 2011 (4 1500); 1 WIC 3000 2012; 12 OLY 1500 2012; 3 WCH 1500 2013 (2011-10). 1 Kenyan 1500 2011
When she fell in the World Championship 1500m final, she accidentally brought down favourite Morgan Uceny & spiked the defending champion Maryam Jamal

OKPARAEBO Ezinne (NOR) 3-3-1988 60 Metres

Norwegian record holder at 60m, 100m & 200m ... twice fourth in European 100m finals

Indoor pb: 7.13 -13. Outdoor pb: 11.10 -12. 200 pb: 23.30 -12. ht EJC 100 2005; sf WJC 100 2006 (ht 200); 1 EJC 100 2007; sf WIC 2008; qf OLY 100 2008; 2 EIC 60 2009 (2007-ht, 2011-3, 2013-6); 2 ETCh 100 2010 (2013-7); 4 ECH 100 2010/2012; sf WCH 100 2011/2013 (2009-qf); sf OLY 100 2012 (ht 200). 1 Norwegian 100 2005/2006/2007/2008/2009/2010/2011/2012/2013. Born-Nigeria, she came to Norway aged 9

PEARSON Sally (AUS) 19-9-1986 60 Metres Hurdles

DEFENDING IAAF WORLD INDOOR CHAMPION
(Née McLellan) ... reigning Olympic, World Indoor & Commonwealth Champion

Indoor pb: 7.73 -12. 100H pb: 12.28 -11. 100 pb: 11.14 -07. 200 pb: 22.66w, 23.02 -09. 1 World Youth 2003; 3 WJC 100 2004 (4 100H); 7 COM 100 2006 (dq 100H, 3 4x100); 4 WCP 2006 (8 100); 1 IAAF Continental Cup 2010; 1 COM 2010 (dq 100, 52.57 split in 4x400 – "That was the hardest thing I've ever had to do in my life."); 1 WCH 2011 (2007-sf, 2009-5, 2013-2); 1 WIC 2012; 1 OLY 2012 (2008-2). 1 Australian 100/100H 2005/2006/2007/2008/2009/2011 (1 200 2011). Born-Sydney ... married Kieran Pearson on April 3, 2010 ... ex-gymnast ... voted IAAF woman athlete of 2011

PLIŚ Renata (POL) 5-2-1985 1500 Metres

Twice Polish Champion at 1500m

Indoor pb: 4:07.10 -11. 3000 pb: 8:59.3-10. Outdoor pb: 4:03.50 -11. 3000 pb: 8:40.42 -13. 11 ETCh 800 2009; ht WIC 3000 2010; 2 ETCh 3000 2010 (2013-5); ht ECH 1500 2010; 4 EIC 1500 2011; sf WCH 1500 2011/2013; ht OLY 1500 2012; 3 ETCh 1500 2013 (5 3000). At EXC: 2004-25J. 1 Polish 800 2010 & 1500 2012/2013

PORTER Tiffany (GBR) 13-11-1987 60 Metres Hurdles

Full name-Tiffany Adae Porter (Née Ofili)
2012 World indoor silver ... 2013 World outdoor bronze

Indoor pb: 7.80 -11. Outdoor 100H pb: 12.47w -12, 12.55 -13. LJ pb: 6.48 -09. 100 pb: 11.70 -09. 3 WJC 2006; 2 EIC 2011 (dislocated her right shoulder when falling over the line); 2 WIC 2012; sf OLY 2012; 1 ETCh 2013 (2011-4); 3 WCH 2013 (2011-4). 1 NCAA in/out 2009; 1 UK 2011. Husband-Jeff Porter (110H pb 13.08 -12)

Her younger sister Cindy Ofili clocked 13.34 for 100m hurdles and ranked fourth in the world as a junior in 2013

PROCTOR Shara (GBR) 16-9-1988 Long Jump

Sixth at 2009 World Championships for Anguilla, then again in 2013 for Great Britain

Indoor pb: 6.89 -12. TJ pb: 13.88 -10. Outdoor pb: 6.95 -12. TJ pb: 13.74 -09. 6 World Youth 2005 (2003-dnq); 5 Pan-Am Junior 2005; dnq COM 2006; dnq WJC 2006; 1 Central American & Caribbean Champs 2009; 6 WCH 2009/2013 (2007/2011-dnq); 3 WIC 2012; 9 OLY 2012; 4 EIC 2013; 3 ETCh 2013 (2011-9). 1 UK 2011/2012; 1 UK indoor 2012. Cleared to compete for Britain from November 16, 2010, she has unconditional British citizenship as Anguilla is a British Dependent Territory
Set five British records in 2012: 6.71, 6.80, 6.86 & 6.89 indoors & 6.95 outdoors

RATH Claudia (GER) 25-4-1986 Pentathlon

Fourth at 2013 World Championships

Pentathlon pb: 4339 -11

pbs in Pentathlon events:

60: 8.56i; HJ: 1.83 (1.78i); SP: 13.27 (12.34i); LJ: 6.67 (6.41i); 800: 2:06.43 (2:16.77i)

Heptathlon pb: 6462 -13. 6 ECH 2012 (2010-11); 4 WCH 2013. 1 German indoors & out 2010/2011. 1.75/65kg

REESE Brittney (USA) 9-9-1986 Long Jump

DEFENDING IAAF WORLD INDOOR CHAMPION

She has now won a world title every year for five successive years (3 out + 2 in) ... 2012 Olympic Champion

Indoor pb: 7.23 -12. Outdoor pb: 7.25 -13. 1 WCH 2009/2011/2013 (2007-8); 1 WIC 2010/2012; 1 OLY 2012 (2008-5). 1 US 2008/2010/2011/2012 & indoor 2009/2010. 1 NCAA indoor/out 2008. Previously a basketball player, he mother Carla Young persuaded her to turn to athletics at age 17 ("I thank her a lot for pushing me") ... she always competes in red socks ... lives-Gulfport Mississippi. 1.70 tall

RODRÍGUEZ Natalia (ESP) 2-6-1979 1500 Metres

2010 World indoor silver ... 2011 World bronze ... she could have been World Champion in 2009 had she not been disqualified for pushing Gelete Burka

Indoor pb: 4:06.35 -10. Outdoor pb: 3:59.51 -05. 3000 pb: 8:35.86 -09. ht WJC 800 96; 5 EJC 1500 97; 6 WJC 1500 98; 2 under-23 ECH 1500 2001 (99-4); 1 ECP 1500 2003; 6 OLY 1500 2008 (2000/2012-ht, 2004-10); 2 EIC 1500 2009; 2 WIC 1500 2010; 4 ETCh 3000 2010; 3 ECH 1500 2010 (2002-6). 3 ETCh 3000 2011; 3 WCH 1500 2011 (2001/2005-6, 2003-sf, 2009-dq, 2013-sf). At WXC: 97-48J, 98-71J. At EXC: 97-31J, 2010-41. 1 Spanish 1500 2000-2005/2009/2010/2012/2013 (1 indoors 2004/2009/2010/2013)

ROGOWSKA Anna (POL) 21-5-1981 Pole Vault

2009 World Champion ... 2004 Olympic bronze ... 2006 World indoor silver

Indoor pb: 4.85 -11. Outdoor pb: 4.83 -05. =7 ECH 2002; 3 under-23 ECH 2003; 3 OLY 2004 (2008-10=, 2012-nh final); 1 ECP 2005 (2008-2); 2 WIC 2006 (2003-6=, 2008-6, 2010-3); 1 WCH 2009 (2003-7, 2005-6=, 2007-8, 2011-10=, 2013-dnq); 1 EIC 2011 (2002-dnq, 2005/2013-2, 2007-3); 1 ETCh 2011 (2010/2013-3). 1 Polish 2009/2011/2013 & indoor 2010/2011/2012 ... started at 100m hurdles. 1.71 tall

ROLLINS Brianna (USA) 18-8-1991 **60 Metres Hurdles**

World Champion in 2013 when she won 33 out of 33 individual races indoors & out, heats included

Indoor pb: 7.78 -13. 100H pb: 12.26 -13. 200 pb: 23.04 -13. 400 pb: 53.93 -13. 400H pb: 60.58 -09. 1 North/Central American & Caribbean under-23 2012; 1 WCH 2013. 1 NCAA 2013 & indoor 2011/2013; 1 US 2013. Student of Travel & Tourism at Clemson University. Clocked 12.26 at the 2013 US Championships, a North American record and the world's fastest since 1992

ROSA Chiara (ITA) 28-1-1983 **Shot Put**

Italian record holder ... 12x Italian Champion (9 out + 4 in)

Indoor pb: 18.68 -08. Outdoor pb: 19.15 -07/09. 4 WJC 2002 (2000-12); 3 under-23 ECH 2005 (2003-3); 8 WCH 2007 (2005/2009/2011/2013-dnq); 5 WIC 2008 (2006-dnq); 4 ECP 2008; 13 OLY 2008 (2012-dnq); 2 ETCh 2009 (2010/2011-3, 2013-4); 2 WSG 2009 (2005-5); 3 ECH 2012 (2006-8, 2020-13); 4 EIC 2013 (2007/2009-dnq, 2011-7). 1 Italian 2005-2013 (1 indoors 2006/2008/2011/2013) ... Student of modern languages at the University of Padua. 1.78/110kg

RYEMYEN Mariya (UKR) 2-8-1987 **60 Metres**

Reigning European Champion at 60m & 200m ... ran third leg for Ukrainian team which won European gold in 2010 & Olympic bronze in 2012

Indoor pb: 7.10 -13. Outdoor 100 pb: 11.06 -13. 200 pb: 22.58 -12. sf WIC 60 2010; 5 ECH 100 2010 (1 4x100); 1 ETCh 200 2011/2013; 1 World Military 100 2011 (2 200); sf WCH 200 2011 (3 4x100); 1 ECH 200 2012; 3 OLY 4x100 2012 (sf 200); 1 EIC 60 2013 (2011-2); 7 WCH 200 2013. 1 Ukrainian 200 2010. Her older brother Oleksiy is also an international sprinter (100 pb 10.43)

RYZHOVA Kseniya (RUS) 19-4-1987 **400 Metres**

(Née Vdovina)

2013 World Championship relay gold

Indoor pb: 51.81 -11. Outdoor pb: 49.80 -13. 200 pb: 22.85w, 22.91 -10. sf WJC 200 2006; 1 under-23 ECH 4x100 2007 & 4x400 2009; 2 WIC 4x400 2010; 1 EIC 4x400 2011; 7 WCH 2013 (1 4x400). Ran in heats of 2011 WCH 4x400, so awarded bronze medal won by Russia in final ... husband-Yevgeniy Ryzhov (5000m pb: 14:16.67)

SAILER Verena (GER) 16-10-1985 **60 Metres**

Gold at two successive European Championships: 100m in 2010 & 4x100m in 2012

Indoor pb: 7.12 -13. Outdoor 100 pb: 11.02 -13. 6 EJC 100 2003; 5 WJC 100 2004; 1 under-23 ECH 100 2007 (2005-3); sf WIC 60 2008; 8 ECP 100 2008; 5 OLY 4x100 2008; 3 EIC 60 2009 (2007-sf, 2013-7); sf WCH 100 2009/2013 (2007-qf); 3 WCH 4x100 2009 (2013-4); 1 ECH 100 2010 (2006-sf, 2012-6); 1 ECH 4x100 2012; sf OLY 100 2012. 1 German 100 2006/2007/2008/2009/2010/2013 & indoor 60 2011/2012/2013. Former gymnast ... partner-Tobias Scherbarth (5.71 PV)

SALADUKHA Olga (UKR) 4-6-1983 **Triple Jump**

Former World Champion ... twice European Champion ... twice European Cup winner ... twice European Team Championships winner

Indoor pb: 14.88 -13. Outdoor pb: 15.06w -11, 14.88 -13. 9 EJC 2001; 5 WJC 2002; 4 under-23 ECH 2005; 1 ECP 2006/2008; 6 WCP 2006; 1 WSG 2007 (2005-2); 6 WIC 2008; 1 ETCh 2010/2011/2013; 1 ECH 2010/2012 (2006-4); 2 IAAF Continental Cup 2010; 1 WCH 2011 (2007-7, 2013-3); 3 OLY 2012 (2008-9); 1 EIC 2013. 1 Ukrainian 2008

Her husband Denys Kostyuk is a professional cyclist who finished 153rd in the 2011 Tour de France ... their daughter, Diana

SCHWANITZ Christina (GER) 24-12-1985 **Shot Put**

2013 World silver ... 2013 European Indoor Champion ... beaten only by Valerie Adams in 2013

Indoor pb: 19.93 -14. Outdoor pb: 20.41 -13. 3 WJC 2004; 2 under-23 ECH 2005; 6 WIC 2008 (2012-dnq); 1 ECP 2008; 2 EIC 2011; 10 OLY 2012 (2008-11); 1 EIC 2013 (2011-2); 1 ETCh 2013; 2 WCH 2013 (2005-8, 2009/2011-12). 1 German 2011/2013 & indoor 2013 ... discovered her event when she won her first ever shot competition in 2000 by a margin of five metres. Her hobbies include volleyball and rose-growing. 1.80/105kg

SHKOLINA Svetlana (RUS) 9-3-1986 **High Jump**

Her personal best 2.03 twice: for gold in Moscow 2013 & bronze at London 2012 ... unbeaten in 2013

Indoor pb: 2.00 -10/11. Outdoor pb: 2.03 -12/13. 2 WJC 2004; 1 EJC 2005; 4 WSG 2005/2007; 1 under-23 ECH 2007; 4 ECP 2008; 4 EIC 2009 (2011-4=); 4 WIC 2010; 2 ETCh 2010 (2009-4); 4 ECH 2010; 3 OLY 2012 (2008-14); 1 WCH 2013 (2009-6, 2011-5). 1 Russian 2010 & indoors 2011. 1.87 tall

SIDOROVA Anzhelika (RUS) 28-6-1991 **Pole Vault**

2013 European indoor bronze

Indoor pb: 4.62 -13. Outdoor pb: 4.60 -13. 4 WJC 2010; 3 EIC 2013; 2 ETCh 2013; 2 under-23 ECH 2013. 3 Russian indoor 2012 (2013-4)

SILVA Yarisley (CUB) 1-6-1987 **Pole Vault**

2012 Olympic silver (losing only on countback to Jenn Suhr) & 2013 World Championship bronze ... 2011 Pan-American Champion

Indoor pb: 4.76 -13. Outdoor pb: 4.90 -13. nh WJC 2006; 1 Central American & Caribbean Champs 2009; 1 Pan-Am Games 2011 (2007-3); 7 WIC 2012; 2 OLY 2012 (2008-dnq); 3 WCH 2013 (2011-5). 1.62 tall

SIMPSON Jenny (USA) 23-8-1986 **1500 Metres**

(Née Barringer) ... 2011 World 1500m gold & 2013 silver ... US Steeplechase record holder, but she hasn't run one since 2009

Indoor pb: 4:07.27 -12. Outdoor pb: 3:59.90 -09. 800 pb: 2:00.45 -13. 3000 pb: 8:48.72 -12. 5000 pb: 14:56.26 -13. 3000SC pb: 9:12.50 -09. 9 OLY 3000SC 2008; 5 WCH 3000SC 2009 (2007-ht); 1 WCH 1500 2011 (2013-2); sf OLY 1500 2012. At WXC: 2004-35J, 2005-47J. 1 US 3000SC 2007/2009; 1 US indoor Mile/3000 2011, 1500/3000 2012 & 5000 2103; 1 NCAA 3000SC 2006/2008/2009, representing the University of Colorado where she was a student of political science ... married Jason Simpson on October 8, 2010, they live in Colorado Springs (7000 feet altitude)

SOKOLOVA Yelena (RUS) 23-7-1986 **Long Jump**

(Née Kremneva) ... 2012 Olympic silver with personal best 7.07

Indoor pb: 6.88 -12. Outdoor pb: 7.07 -12. dnq WJC 2007; 6 World Youth 2003 (3 Medley Relay); 3 under-23 ECH 2007; 2 WSG 2007/2013; 2 EIC 2009 (2007-5); 2 OLY 2012; 9 WCH 2013 (2009-dnq). 1 Russian 2009/2012 & indoors 2012. Attends Smolensk State Academy of Physical Culture, Sports and Tourism

SOUMARÉ Myriam (FRA) 29-10-1986 **60 Metres**

Surprise winner of 2010 European 200m title when she progressed from 23.01 to 22.32 in one race from lane 8

Indoor pb: 7.07 -13. Outdoor 100 pb: 11.07 -12. 200 pb: 22.32 -10. 3 under-23 ECH 100 2007; 2 Mediterranean Games 100 2009; 8 WIC 60 2010; 1 ECH 200 2010 (2 4x100, 3 100); sf WCH 100/200 2011/2013; 3 ECH 200 2012; 7 OLY 200 2012 (sf 100); 2 EIC 60 2013 (2011-7); 2 ETCh 100/200 2013. 1 French 100 2009/2012/2013, 200 2011/2012/2013 & indoor 60 2010/2011/2012/2013. Parents from Mauritania ... in her first year as an athlete, she agreed to train only once a week ... based-Sarcelles

SPANOVIĆ Ivana (SRB) 10-5-1990**Long Jump**

Unexpected World Championship bronze in 2013

Indoor pb: 6.73 -13. Outdoor pb: 6.82 -13. TJ pb: 13.54 -11. dnfq World Youth 2005; 1 WJC 2008 (2006-7); 1 WSG 2009; 2 EJC 2009 (2007-5); 8 ECH 2010 (2012-dnq); 2 under-23 ECH 2011; 11 OLY 2012 (2008-dnq); 5 EIC 2013 (2007-dnq); 3 WCH 2013. 1 Balkan 2011/2013. 1 Serbian 2006/2008/2011/2012/2013. She once had a pet kangaroo called "Stopi" at home in Novi Sad

SPIEGELBURG Silke (GER) 17-3-1986**Pole Vault**

Fourth at Berlin 2009, London 2012 & Moscow 2013 ... German record holder

Indoor pb: 4.77 -12. Outdoor pb: 4.82 -12. 1 World Youth 2001; 8 WJC 2002; 1 EJC 2003/2005; 8 WIC 2006; 4 under-23 ECH 2007; 3 ECP 2008; 2 EIC 2009/2011 (2007-5); 4 WCH 2009/2013 (2007-nh final, 2011-9); 2 ECH 2010 (2006-6, 2012-4); 4 WIC 2012 (2006-8); 4 OLY 2012 (2004-13=, 2008-7); 1 ETCh 2013 (2009-3, 2010/2011-2). 1 German 2005/2006/2007/2009/2010/2012 & indoor 2009/2012. Younger sister of Richard Spiegelburg (pb 5.85). 1.72 tall

STEPANIUK Kamila (POL) 22-3-1986**High Jump**

(Married name-Lińwinko)

2013 World Student Games Champion ... Polish record holder indoors & out

Indoor pb: 1.96 -14. Outdoor pb: 1.99 -13. 7 EJC 2005; 5 under-23 ECH 2007; 8 ECP 2008; 8 EIC 2009 (2013-dnq); =2 ETCh 2013 (2009-9); 1 WSG 2013 (2009-4); =7 WCH 2013 (2009-dnq). 1 Polish 2007/2008/2009 (1 indoors 2006/2008/2009/2011/2013). 1.83 tall

She has now broken the Polish records, indoors and out, which had stood to Danuta Bułkowska since 1984

SUHR Jenn (USA) 5-2-1982**Pole Vault**

(Née Stuczynski) ... 2012 Olympic Champion ... world indoor record holder ... 14x US Champion (7 in + 7 out)

Indoor pb: 5.02 -13. Outdoor pb: 4.92 -08. JT pb: 46.82 -05. nh WCP 2006; 1 OLY 2012 (2008-2); 2 WCH 2013 (2007-10, 2011-4). 1 US indoor 2005/2007/2008/2009/2011/2012/2013 & outdoor 2006/2007/2008/2009/2010/2012/2013. Great-grandparents from Poland ... ex-basketball player, she graduated as her school's all-time leading scorer ... keen player of backgammon, she plays the game online with people around the world ... husband/coach-Rick Suhr who in 2004 watched her playing basketball and persuaded her to try pole vault ... based-Rochester NY. 1.83 tall

She was the only woman to set a world record in 2013

SVOBODOVÁ Jiřina (CZE) 20-5-1986**Pole Vault**

(Née Ptáčniková) ... 2012 European Champion

Indoor pb: 4.71 -14. Outdoor pb: 4.76 -13. nh WJC 2002/2004; 4 EJC 2005 (2003-6); 1 WSG 2009; 5 WIC 2010; 3 ETCh 2011 (2009-5); 7 WCH 2011 (2009-dnq, 2013-8=); 1 ECH 2012 (2006-dnq, 2010-5); =6 OLY 2012; 4 EIC 2013 (2011-4=). 1 Czech 2009/2010/2011 (1 indoor 2003/2009/2010/2011/2012/2013) ... married Petr Svoboda (2011 European Indoor Champion at 60m Hurdles) on September 21, 2012. 1.74 tall

TALAI Alina (BLR) 14-5-1989**60 Metres Hurdles**

Medals at the World Indoor and European Championships in 2012

Indoor pb: 7.94 -13. Outdoor 100H pb: 12.71 -12. 4 WJC 2008; 2 ETCh 2011 (2013-5); 1 under-23 ECH 2011 (2009-3); 1 World Military Games 2011; 3 WIC 2012 (2010-sf); 2 ECH 2012 (2010-sf); sf OLY 2012; 2 EIC 2013 (2009-sf, 2011-5); 2 WSG 2013; sf WCH 2013. 1 Belarusian 2009/2010/2013 (1 indoors 2008/2010/2011/2012/2013)

TARASOVA Irina (RUS) 15-4-1987**Shot Put**

Twice World Student Games Champion (representing Kuban State University of Physical Education, Sport and Tourism in Krasnodar)

Indoor pb: 18.76 -12. Outdoor pb: 19.35 -12. 5 World Youth 2003; 2 EJC 2005; 3 WJC 2006 (2004-5); 2 under-23 ECH 2007/2009; 1 WSG 2011/2013; 2 ECH 2012; 8 OLY 2012 (originally ninth, so she was deprived of three extra attempts by the disqualified Nadezhda Ostapchuk); 5 EIC 2013 (2011-8). 1 Russian under-23 2008/2009 ... 179/115kg

THEISEN EATON Brianne (CAN) 18-12-1988**Pentathlon**

Theisen is pronounced Tyson (as in Gay). She won silver at the 2013 World Championships, her husband won gold

Indoor Pentathlon pb: 4555 -12

pbs in Pentathlon events:

60H: 8.25i; HJ: 1.88i; SP: 13.28 (12.87i); LJ: 6.37 (6.12i); 800: 2:09.03 (2:11.82i)

Heptathlon pb: 6530 -13. 17 World Youth 2005; 17 WJC 2006; 1 Pan-American junior 2007; 15 WCH 2011; 10 OLY 2012; 2 WCH 2013. 1 Canadian 2009/2013. 1 NCAA 2009/2010/2012 (1 indoors 2010/2011/2012). Husband-Ashton Eaton (World #1 Decathlete). 1.80/64kg

THIAM Nafissatou (BEL) 19-8-1994**Pentathlon**

("Nafi") ... 2013 European Junior Champion and Belgian senior record holder at Heptathlon (replacing Tia Hellebaut)

Pentathlon pb: 4558 -13

pbs in Pentathlon events:

60H: 8.58i; HJ: 1.92 (1.87i); SP: 14.26 (14.00i); LJ: 6.37 (6.30i); 800: 2:21.18i

Heptathlon pb: 6298 -13. 4 World Youth 2011; 14 WJC 2012; 1 EJC 2013; 14 WCH 2013. She set a world junior indoor pentathlon best in 1994, but it could not stand as an official world record because the doping control test was not carried out in time. Father from Senegal. 1.84/69kg

TROST Alessia (ITA) 8-3-1993**High Jump**

2013 European under-23 Champion

Indoor pb: 2.00 -13. Outdoor pb: 1.98 -13. 1 World Youth 2009; 2 Youth Olympic Games 2010; 4 EJC 2011; 1 WJC 2012; =4 EIC 2013; =2 ETCh 2013; 1 under-23 ECH 2013; =7 WCH 2013. 1 Italian 2013 indoors & out. 1.88 tall

TYMIŃSKA Karolina (POL) 4-10-1984**Pentathlon**

She's the heptathlete with the best 800m speed: fourth at World Championships indoors (2012) & out (2011)

Pentathlon pb: 4769 -08

pbs in Pentathlon events:

60H: 8.34i; HJ: 1.78 (1.75i); SP: 15.11i; LJ: 6.63 (6.54i); 800: 2:05.21 (2:06.72i)

Heptathlon pb: 6544 -11. 8 World Youth 2001; 7 OLY 2008 (2012-dnf after rushing back from a stress fracture); 4 EIC 2011 (2005-8, 2007-7, 2009-5); 5 ECH 2010 (2006-dnf); 8 ETCh 100H 2011; 4 WCH 2011 (2007-15, 2009-dnf, 2013-9); 4 WIC 2012 (2008/2010-6); 1 ECP 2013 (2002-28, 2004-7, 2006-2, 2007-4, 2009-3, 2010-5). 1.72/68kg

URBANIK Danuta (POL) 24-12-1989**1500 Metres**

Indoor pb: 4:10.76 -13. Outdoor pb: 4:08.32 -12. 800 pb: 2:00.84 -11. 7 EJC 2007; 4 under-23 ECH 2011; ht EIC 2013. At EXC: 2007-2J, 2008-dnfJ. 1 Polish indoor 2011/2013

VLAŠIĆ Blanka (CRO) 8-11-1983**High Jump**

Former World Champion ... 2008 Olympic silver but with the highest ever non-winning mark, 2.05

Indoor pb: 2.06 -10. Outdoor pb: 2.08 -09. 8 World Youth 99; 1 WJC 2000; 7 EJC 2001; 1 Mediterranean Games 2001; 1 WJC 2002; 1 under-23 ECH 2003; 4 EIC 2007 (2002-dnq, 2009-5=); 1 WCH 2007/2009 (2001-6, 2003-7, 2005-dnq, 2011-2); 1 WIC

2008/2010 (2003-4, 2004-3, 2006-2); 2 OLY 2008 (2000-dnq, 2004-11); 1 ECH 2010 (2002-5=, 2006-4); 1 IAAF Continental Cup 2010. She was named Blanka after the city of Casablanca, the venue of her father's victory in the Mediterranean Games Decathlon of 1983. 1.93 tall

On January 31, 2012 in Gothenburg underwent surgery to remove a bone spur and reconstruct the joint in her left heel, but her recovery was complicated by a prolonged bacterial infection and she did not return to competition until the 2013 New York Diamond League

Her 2.00 in Bühl on June 21, 2013 was her 102nd competition at 2m or better, in all she's had 162 separate clearances of two metres including during series. World record holder Stefka Kostadinova had corresponding totals of 129 & 195

WELLS Kellie (USA) 16-7-1982 **60 Metres Hurdles**

2012 Olympic bronze, though could not make the US team for Moscow 2013 despite clocking 12.54 in their trials

Indoor pb: 7.82 -11. Outdoor 100H pb: 12.35w -11, 12.48 -12. 100 pb: 11.50 -08. dnf WCH 2011 (hit sixth hurdle when in medal contention, then ran into the seventh); 3 OLY 2012. 1 US 2011. She ruptured a tendon in her right hamstring at the 2008 US Olympic trials ... she had ballet training from the ages of 2 to 17 – “it helps me with my balance” ... graduate of Sports Management & Marketing from Hampton University in Virginia ... based-Florida

WILLIAMS Kimberly (JAM) 3-11-1988 **Triple Jump**

Fourth at Moscow World Championships, sixth at London Olympics ... multiple US Collegiate jumps Champion, representing Florida State University

Indoor pb: 14.28 -12. Outdoor pb: 14.78w, 14.62 -13. LJ pb: 6.66w -09, 6.55i -11, 6.42 -09. dnq World Youth 2005; dnq WJC 2006; 3 Central American & Caribbean Champs 2009; 5 WIC 2012; 6 OLY 2012; 4 WCH 2013 (2011-dnq). 1 NCAA LJ/TJ 2009 (1 NCAA indoor TJ 2009/2011). 1 Jamaican 2010/2012/2013

WILSON Ajee' (USA) 8-5-1994 **800 Metres**

(Ajee' is pronounced “ahh-jay” – she was named after a brand of perfume) ... reigning World Junior & former World Youth Champion

Indoor pb: 2:02.64 -13. Outdoor pb: 1:58.21 -13. 1500 pb: 4:24.56 -13. 1 World Youth 2011; 1 WJC 2012 (2010-5); 6 WCH 2013. 1 US indoor 2013. Student of Kinesiology at Temple University, Philadelphia ... her older sister Jade Wilson is a 59.90 400m hurdler

XIE Limei (CHN) 27-6-1986 **Triple Jump**


Asian record holder outdoors ... World & Olympic finalist

Indoor pb: 14.30 -08. Outdoor pb: 14.90 -07. LJ pb: 6.41 -06. 1 Asian Indoor Champs 2004/2012; 2 WJC 2004; 1 Asian Champs 2005/2011; 1 Asian Games 2006 (2010-2); 8 WCH 2007 (2009-9); 12 OLY 2008; 7 WIC 2010 (2006-dnq, 2008-8, 2012-dnq); 4 IAAF Continental Cup 2010. 1 Chinese 2003/2006/2007/2009/2010/2011 ... born-Fujian province

ZADORINA Kseniya (RUS) 2-3-1987 **400 Metres**

2011 European indoor bronze & 2012 outdoor silver ... relay medals (after running in heats) at 2010 European & 2011 World Championships

Indoor pb: 51.38 -11. Outdoor pb: 50.55 -13. 2 EJC 2005; 4 WJC 2006; 3 WSG 2007; 2 under-23 ECH 2009 (2007-3); 3 EIC 2011 (1 4x400); 2 ECH 2012; 2 EIC 4x400 2013; 2 ETCh 2013



IAAF
World Indoor
Championships



SOPOT
2014

© IAAF 2012™



International Association of Athletics Federations

17, rue Princesse Florestine | BP 359 | MC 98007 | Monaco Cedex
HQ Tel: +377 93 10 88 88 Fax: +377 93 15 95 15 www.iaaf.org

ERGO ARENA



This document was printed on Condat Mat paper in accordance with the Forest Stewardship Council and the European Programme of Forestation